



DIVISION OF CORRECTION BOARD REPORT

March 2023

Dexter Payne
Director



POPULATION REPORT

RESEARCH/PLANNING

February 2023 Admissions and Releases – Admissions for February 2023 totaled **426** (343-males and 83-females) while releases totaled **303** (255-males and 48 females) for a net increase in-house of 123 inmates.

Inmate Population Growth/Projection – At the end of February 2023, the jurisdictional population for the Division of Correction totaled **17,814**, representing an increase of **166** inmates since the first of February 2023. At reporting time, calendar year 2023 has seen an average rate of **83** inmates per month, which is up from an average monthly increase of **52** inmates per month during calendar year 2022.

Average County Jail Backup – The backup in the county jails averaged **1,834** inmates per day during the month of February 2023, which was up from the per-day average of **1,784** inmates during the month of February 2022. Of the **1,834** average, short-term revocations accounted for **465** (399 males and 66 females) during the month.

INSTITUTIONS

INMATE INSTITUTIONAL GRIEVANCES

Inmate Formal/Informal Grievances: During February, a total of 1,073 formal grievances and 1,552 informal grievances were filed at various units.

Institutional Grievances Appeals: There was a total of 502 appeals of institutional grievances received in February. Of those, 376 were acknowledged and 126 were rejected for various reasons. Of the total 308 appeals answered, 302 had no merit and six had merit.

FARM DIVISION

February brought an ice storm for about three days. Thankfully, there wasn't major damage to any buildings. The row crop areas continued to work on getting equipment ready for planting season. Farm managers met with Eric Howard with Revere Seed to plan for the planting season. Topics discussed included which soil types certain varieties perform best on. Herbicide and fertility programs were planned for all farms, and the same products will be used as much as possible across all farms to better utilize inventory. The gardens started prepping ground this month. East Arkansas and Cummins units have already planted onions and potatoes. The annual garden meeting was held at the Wrightsville Complex with garden supervisors from around the state.

Twenty-two steer calves from the Wrightsville Unit were shipped out during February. There was an excellent sale with one group of steers going for \$3.11 per pound. A new buyer sent the load of steers to a feedlot in Dighton, Kansas. The other two loads shipped to a repeat buyer in Paris, Texas. Those loads brought over \$2.50 per pound. The 2022 heifers will be evaluated in March to see what will be retained as replacements. Our goal is to increase by 200 head - 100 at both Cummins and Wrightsville. Increasing the cow herd means more bulls will be needed, so bulls will be purchased soon. The existing bulls will have a breeding soundness test done in April prior to being turned out in May. Based on age and observation, 10 bulls are not expected to pass the soundness test.

The dairy is seeing fewer cases of mastitis. A vaccine was made to combat the exact strain and is working well to lessen mastitis cases.

Egg numbers are climbing slowly. The pullets that were moved to #4 layer house are slower to start laying than originally thought. They will not hit 20 weeks until around March 10. The normal age that hens start laying regularly is 18-22 weeks.

February brought the first foal of 2023 to the program. The Communications Department did an outstanding job promoting her on social media. The public voted and named her Callie.

The sale book was put together for the Annual ADC Horse Auction and mailed out to over 160 people on our mailing list. March 10-11 are the big days for this year's sale.

WORK RELEASE RENT REPORT

Unit	February 2023
Benton Unit	\$104,227.00
Mississippi County Work Release	\$60,180.00
Northwest Arkansas Work Release	\$39,542.00
Pine Bluff Work Release	\$36,040.00
Texarkana Regional Corr. Ctr.	\$43,316.00
Wrightsville Hawkins Unit	\$21,692.00
Total	\$304,997.00

REGIONAL MAINTENANCE HOURS

Regional Maintenance Hours	February 2023
Benton Unit	7,027
Delta Regional Unit	1,531
East Arkansas Regional Unit	168
Grimes Unit	976
McPherson Unit	964
Mississippi County Work Release	1,160
North Central Unit	3,232
Ouachita River Correctional Unit	2,760
Randall L. Williams Unit	1,912
Texarkana Regional Corr. Ctr.	2,990
Tucker Unit	1,168
Varner Unit	2,568
Wrightsville Unit	1,992
Total Hours	28,448

REENTRY

PROGRAMS - February 2023

Program Name	Beginning Count	Admitted	Removed	Graduated	End Count	Guest Facilitators
Juvenile Program* (RLW)	5	1	0	1*	5	0
Peer Recovery	0	9	0	0	9	0
Release	6	11	1	0	16	0
Veterans Program (Ester)	18	0	0	18	0	3
Lifer	7	0	0	0	7	0
TOTAL	36	21	1	19	37	3

*Juveniles are transferred from the program once they reach the age of 18.

WORKFORCE ALLIANCE FOR GROWTH IN THE ECONOMY (WAGE)

February 2023 Capacity: 120	Participants	Status
Unit:		
Delta	2	Active
Ester	10	Pending Next Class
Hawkins	2	Active
McPherson	4	Pending New Instructor
North Central	4	Active
Ouachita River	13	Active
Tucker	10	Pending New Instructor
Wrightsville	10	Active
TOTAL	55	

WRIGHTSVILLE-HAWKINS PATHWAY TO FREEDOM PROGRAM

February 2023 Capacity: 200	Beginning Count	Enrolled During the Month	Removed	End Count*
Wrightsville-Hawkins PTF	200	12	13	199

ADVANCED PRINCIPLES AND APPLICATIONS FOR LIFE PROGRAM (APAL)

February 2023 Capacity: 86	Beginning Count	Admissions During Mo.	Removed*	End Count
Ester	56	3	2	57
Hawkins	20	3	0	23
TOTAL	76	6	2	80

Advanced PAL is an 18-month reentry program that combines a pre-release curriculum with the PAL program.

*The "Removed" column indicates the number of participants who paroled, completed the program, withdrew from the program, transferred, or were removed from the program for another reason.

THINK LEGACY

February 2023 Capacity: 635	Beginning Count	Admitted	Graduated	Removed*	End Count
Unit					
Cummins	17	0	0	6	17
Delta Regional	20	0	0	0	20
East Arkansas Regional	28	0	0	5	23
McPherson	30	0	0	2	28
North Central	34	0	0	1	33
Ouachita River	16	0	0	0	16
Tucker	13	0	0	0	13
Total	158	0	0	8	150

THINK LEGACY VOLUNTEER HOURS = 19

*The "Removed" column indicates the total number of participants who paroled, signed out, transferred, or were removed from the program for any other reason and are no longer in the barracks.

**COLLEGE REPORT
February 2023**

COLLEGE PROGRAM LOCATIONS	Beginning Count	Admissions During Mo.	Removed During Mo.	End Count	Staff Enrolled
Arkansas State University					
Grimes Unit	14	0	0	14	0
McPherson Unit	33	0	6	33	0
Ashland University					
North Central Unit	14	0	0	14	0
Mid-America Seminary College					
Varner Unit	36	0	0	36	0
Philander Smith College					
East Arkansas Regional Unit	33	14	3	44	0
Tucker Unit	13	12	8	17	0
Southeast Arkansas College					
Cummins Unit	45	2	4	43	1
Delta Unit	22	0	2	22	0
Varner Unit	34	0	1	33	2
Shorter College					
Hawkins Unit	13	0	0	13	0
Ouachita River Unit	15	0	0	15	0
Pine Bluff Complex	51	0	16	35	0
Texarkana Regional	10	1	0	11	0
Wrightsville Unit	18	2	3	17	0
TOTAL	351	31	43	345	3

TRAINING

DIVISION OF CORRECTION

TRAINING - February 2023

BASIC TRAINING DIVISION –

BCOT Class 2023-A, led by instructor Lt. Nicholas Reed, graduated on February 17 with a total of 36 cadets.

The *Willis H. Sargent Award* recipient was Jacob Lang of the North Central Unit.

Academic Awards were presented to the following:

- 1st – Jelisa Williams, Wrightsville Unit
- 2nd – Jacob Lang, North Central Unit
- 3rd – Levi McDougal, McPherson Unit

Recipients of *Physical Fitness Awards* were:

- 1st – Dalven Matthews, Ester Unit
- 2nd – Jacob Lang, North Central Unit
- 3rd – Latrevion Murphy, Ester Unit

IN-SERVICE DIVISION –

Classes held by the Training Academy during the month included:

- Annual Training Day – 02/07 (18 hours); Instructor: Lt. Nicholas Reed – 5 participants
- OC Instructor – 02/07 (8 hours); Instructor: Randy Shores – 18 participants
- Annual Training Day – 02/09 (18 hours); Instructor: Lt. Neelson Lowe – 1 participant
- CPR Instructor Course – 02/09-02/10 (16 hours); Instructor: TyJunia Clark – 15 participants
- Religious Volunteers SNS – 02/09-02/10 (16 hours); Instructor: Chaplain Joshua Mayfield – 13 participants
- Unit Accreditation Training – 02/10 (1.5 hours); Instructor: Shelley Lawrence – 12 participants
- Train the Trainer – 02/13-02/17 (40 hours); Instructor: Iris McBride – 22 participants
- Drug Testing Identification – 02/21 (2 hours); Instructor: Jessica Langford – 41 participants
- Leadership Development I – 02/22-02/24 (24 hours); Instructor(s): Various – 64 participants
- Taser Training – 02/23 (6 hours); Instructor: Lt. Ronald Watson – 25 participants
- Supervisor Refresher – 02/28 (4 hours); Instructor: Christopher McGraw – 4 participants

eCADEMY –

During February, 560 ADC employees completed a total of 8,584.75 hours of eCADEMY training.

HEALTH/CORRECTIONAL PROGRAMS

CHAPLAINCY SERVICES AND COMMUNITY SPEAKING EVENTS

Cummins Unit – The Institute in Basic Life Principles (IBLP) seminar was held for the PAL program February 13 – 16. Two CRAs instructed the twenty inmates that participated. Each inmate received a certificate of completion.

East Arkansas Regional Unit – Chaplain Craig Moss spoke to 25 attendees about Chaplaincy and prison ministry at Peter’s Chapel Missionary Baptist Church in Brickeys, Arkansas on February 18.

Grimes Unit – Gideon’s International was at the unit on February 11 to hand out Bibles. CRA Dr. Bob Jones of the Gideons, along with six other Gideon volunteers

traveled around the unit, barracks by barracks, distributing Gideon Bibles and offering prayer and encouragement to inmates. Over 200 inmates were given a Bible, prayer, and encouragement

Maximum Security Unit – The Christmas Behind Bars program continued February 13. An additional 150 sacks were passed out to inmates whose job assignments prevented them from receiving bags.

Johnny Hasan from the Madina Institute//Islamic Center was in the unit on February 24 to facilitate the Jumah prayer and Taleem for ten inmates.

The Woven Women’s Conference at Higginson, AR was held on February 24, where Chaplain Keri McQueen spoke about prison ministry to 250 ladies.

North Central Unit – The PAL program held a graduation on February 17 for thirteen inmates. After the ceremony, 12 volunteers served a meal to celebrate.

Pine Bluff Unit – Chaplain Pollett spoke at the Immaculate Conception Catholic Church on February 11 about Kairos and prison ministry. The 51st Kairos Walk took place in the unit from February 23 – 26 with 24 inmates, 24 free world volunteers, and 14 inmate workers.

Tucker Unit – The Institute in Basic Life Principles (IBLP) held their Basic Seminar 102 for the population class III and IV inmates. There were 48 inmates that started and completed the seminar with two volunteers from IBLP facilitating the event.

ACCREDITATION

ACA Internal Audits Completed:

- 02/07 Delta Regional Unit Final Pre-Audit
- 02/15 East Arkansas Regional Unit Pre-Audit

Classes Taught:

- 02/10 ACA Manager Quarterly Meeting/Training

Fire/Safety and Sanitation Independent Audits Conducted by the Fire and Sanitation Coordinator:

- 02/14-02/15 East Arkansas Regional Unit
- 02/23 East Arkansas Regional Unit
- 02/28 NCU Fire Safety File Review

VOLUNTEER SERVICES - February 2023

Program Name	Hours
Veteran Program	3
Storybook Project	8
Total	11

MENTAL HEALTH SERVICES
Reduction of Sexual Victimization Program (RSVP) and Sex Offender Treatment Programs (SOFT):

February 2023	Capacity	Beginning Count	Completed	Removed	Admissions	End Count
RSVP	238	235	0	7	6	234
SOFT	30	3	0	0	4	7
Total	268	238	0	7	10	241

There are 1,096 males on the waiting list for RSVP and 10 females on the waiting list for SOFT who are within five years of their TE date. Of those, 11 inmates are mandated by the Parole Board.

The average time on the waiting list from request is between one and two months for those stipulated.

*The total on the waiting list, including those not currently within the identified timeframe, is 1,505 males and 14 females. Of these, 1,106 are eligible and 413 are ineligible for the program. There is one PREA inmate in the program at this time.

*Ineligibility is due to being in restrictive housing, having class IV status, or receiving a major disciplinary within the last 60 days.

Therapeutic Community (TC):

February 2023 Unit	Capacity	Beginning Count	Completed	Removed	Admissions	End Count
Tucker	62	59	0	4	3	58
Wrightsville	50	50	2	5	7	50
Total	112	109	2	9	10	108

There are 682 males and 180 females on the waiting list who are within 10 years of their release date. Of those, 15 are mandated by the Parole Board.

The average time on the waiting list from request is 20 days.

*The total on the waiting list, including those not currently within the identified timeframe, is 889 males and 200 females. Of these, 877 are eligible and 212 are ineligible for the program.

*Ineligibility is due to being in restrictive housing, having class IV status, or receiving a major disciplinary within the last 60 days.

MENTAL HEALTH SERVICES, *continued*

Substance Abuse Treatment Program (SATP):

February 2023 Unit	Capacity	Beginning Count	Completed	Removed	Admissions	End Count
Benton	20	20	2	1	2	19
Cummins	45	43	2	2	5	44
Maximum Security	4	2	0	0	2	4
Randall L. Williams	150	144	14	24	38	144
Wrightsville	100	100	6	7	13	100
Total	319	309	24	34	60	311

There are 2,189 males and 156 females on the waiting list who are within five years of their release date. Of those, 53 are mandated by the Parole Board.

The average time on the waiting list from request is 16 days.

*The total on the waiting list, including those not currently within the identified timeframe, is 2,949 males and 196 females. Of these, 2,398 are eligible and 747 are ineligible for the program.

*Ineligibility is due to being in restrictive housing, having class IV status, or receiving a major disciplinary within the last 60 days.

PILOT PROGRAM – Substance User Rehabilitation Services (SURS):

February 2023 Unit	Capacity	Beginning Count	Completed	Removed	Admissions	End Count
McPherson	150	145	12	15	24	142
Grimes	50	48	3	1	3	47
Total	200	193	15	16	27	189

Ouachita River Correctional Unit (ORCU) Residential Program Unit (RPU):

The RPU had three admissions and five discharges in February for an end-of-month count of 122.

McPherson Unit Mental Health Residential Program Unit (RPU):

There were five admissions and five discharges in February for an end-of-month count of 40.

Habilitation Program:

The Habilitation Program at the Ouachita River Correctional Unit provided treatment services to 45 inmates in February. There were zero admissions and one discharge, which resulted in an end-of-month count of 44.

Anger Management Treatment:

The Anger Management Treatment Program at the Cummins Unit did not provide treatment services to any inmates in February. There were no admissions or discharges, for an end-of-month count of zero.

Suicide:

There were 81 suicidal threats in February. There were 15 attempts, one of which resulted in death.

Staffing:

The following Mental Health Services and Substance Abuse Treatment Program (SATP) positions were vacant in January and February 2023:

Positions	FTEs*	February 2022	February 2023
Psychologists	13	6	6
Psychological Examiners	2	2	2
Social Workers	30	18	18
Licensed Professional Counselors	2	2	2
Rehab Director	1	1	1
Rehab Facility Supervisors	3	1	1
Advisors	64	25	24
Substance Abuse Program Coord.	6	2	2
Substance Abuse Program Leaders	40	8	8
Administrative Specialists	17	6	6
Rehab Program Managers	0	0	0

*FTE refers to authorized Full Time Equivalent positions.

ADDITIONAL MENTAL HEALTH AND MEDICAL INFORMATION, *continued*

Self-Study Classes:

Classes	Number of Participants	Number Completed	Waiting List
Anger Management	113	112	778
Thinking Errors	90	89	720
Substance Abuse Education	159	151	433
Communication Skills	98	98	744
Domestic Violence	39	39	187
Victims of Domestic Violence	14	14	50
Stress Management	107	107	752
Parenting	47	47	255

Outpatient:

There were 2,196 inmates on the mental health medical log at the beginning of February. Mental Health staff conducted the following contacts during the month:

Case Management Contacts	1,537
Requests for Interviews	286
Testing	1
Intakes	432
Unit Requests	1,219
Pre-Lockup Reviews	457
Routine Restrictive Housing Reviews	1,072
Restrictive Housing Rounds	14,367
PREA Evaluations	75
Routine Follow-up	631
834 Requests	54

County Mental Health Requests:

During February, there were 457 requests received of a mental health nature. Of those, 192 inmates were requested to be fast-tracked to ADC.

County Medical Health Requests:

During February, there were 731 requests received of a medical nature. A total of eight inmates were fast-tracked to ADC.

Medical Contract Reimbursements:

Sanction reimbursements for ADC in January amounted to \$6,900.00.

Deaths:

There were five inmate deaths during the month of February. Zero were claimed, four were cremated and claimed and one is pending.

Wellpath:

See attachment for Wellpath's report regarding outside beds and emergency room visits.

Medical Grievances:

In February, there were 97 appeals of medical grievances received and 137 appeals were answered. One was found to be with merit and two with merit but were resolved.

SEX OFFENDER ASSESSMENT

Assessments Completed:

Risk Level	February	September 1999 through February 2023
Level 1	0	1,225
Level 2	26	9,244
Level 3	2	7,747
Level 4	8	747
Default 3	1	*
Total	37	18,963
*Default Level 3's are included in the total number of Level 3's to date.		

ACIC Numbers:

The total number of sex offenders registered from September 1999 through February 2023:

Compliant	8,805
Delinquent	1,414
Confined	3,525
Out-of-State	4,210
Address Unknown	161
Deported	210
Incapacitated	113
Out of USA	35
Total	18,473

Consistent with current Arkansas law, deceased offenders no longer remain on the registry.

PAWS IN PRISON

February 2023 Unit	Enrolled	Graduated	Foster	Volunteer Hours
Hawkins Unit	6	2	0	0
Maximum Security Unit	9	3	1	0
McPherson Unit	5	1	0	0
North Central Unit	4	0	0	0
Ouachita River Correctional Unit	6	2	1	0
Randall L. Williams Unit	4	1	0	6
Tucker Unit	9	1	0	0
Total	43	10	2	6

Completed Paws in Prison Training:

January 2023 Program Graduates	28
YTD Program Graduates	28
Total Graduates Since Inception (February 2011)	2,136
Dogs Currently in Foster (Graduated, but Not Adopted)	4
January 2023 Volunteer Hours	12
YTD Volunteer Hours	12

AGENCY HIGHLIGHTS

FEBRUARY 2023

PROMOTIONS

Some of the security promotions during the month of February included:

Barbara Ester Unit

- Lt. Teresa Meadows
- Food Prep. Mgr. Odell Spiers

Benton Unit

- Sgt. Teralyn Smith

Cummins Unit

- Sgt. Willie Taylor
- Sgt. Natasha Reed
- Capt. Latoya Johnson



**Food Prep. Manager
Odell Spiers**

East Arkansas Regional Unit

- Lt. Talaya Johnson
- Food Prep. Supv. Tamara Ferrell
- Food Prep. Supv. Sharika Light

Grimes Unit

- Sgt. Peter Massing

McPherson Unit

- Sgt. Eva Sutterfield

Maximum Security Unit

- Sgt. Ronald Rufer

North Central Unit

- Sgt. Lincoln Fowler

Randall L. Williams Unit

- Sgt. Sonya Johnson
- Sgt. Cameron McCaskill



Sgt. Sonya Johnson

Varner Unit

- Sgt. Charity Hood

STAFF APPRECIATION

The following were recently recognized for February Employee of Month honors:

- Stanley Appleby, Wrightsville Unit



SOCIAL MEDIA CAMPAIGN NAMES NEW FOAL BORN AT NCU



The DOC Communications Team ran a “Name the Foal” campaign on social media for the new foal born on January 28th at the North Central Unit. Results from the final top 7 poll named her Callie.

ADC AWARDED 2023 POWER PARTNERSHIP AWARD BY SPECIAL OLYMPICS OF ARKANSAS

ADC has received the 2023 Power Partnership Award by the Special Olympics of Arkansas for their work with the Law Enforcement Torch Run.



AGENCY HIGHLIGHTS, *continued*

WRIGHTSVILLE UNIT DEPUTY WARDEN HONORED FOR HEROIC EFFORTS

Deputy Warden Linda Louis of the Wrightsville Unit was presented with the Caught Ya! Award for her heroic efforts in helping save a family.

Deputy Warden Louis saw a vehicle of a family screaming for help that had hydroplaned into a large ditch holding four to five feet of water. She and others immediately sprang into action to rescue the family. While a local nurse was helping one of adults, she became exhausted and Deputy Warden Louis was able to pull her to the bank out of the water. All parties survived the incident thanks to Deputy Warden Louis and others traveling down that road.



CITY OF MAUMELLE HONORS FALLEN ADC OFFICER, SGT. JOSHUA CAUDELL

The City of Maumelle honored fallen ADC officer, Sgt. Joshua Caudell, and his family at their recent city council meeting. The mayor of Maumelle presented Sgt. Caudell's family with the flag that was flown at half-staff in the city after Sgt. Caudell's passing.



ARKANSAS STATE LEGISLATURE MEMBERS TOUR CUMMINS AND VARNER UNITS

Members of the Arkansas State Legislature were given a tour of the Cummins and Varner units by members of the Arkansas Department of Corrections Management Team.



TOUR DE FORCE HONORS FALLEN ADC OFFICER SGT. CAUDELL WITH DONATION

Jada Brown, Executive Assistant to Director Payne, presented LornaBeth Caudell, wife of fallen officer Sgt. Joshua Caudell, with a donation of \$8,500 raised by Tour de Force. Tour de Force is a




nonprofit charity that raises funds for the families of officers fatally wounded in the line of duty.

REGIONAL MAINTENANCE PROJECT HIGHLIGHTS

FEBRUARY 2023

Winter Storm Cleanup - Star City

Vanner Regional Maintenance – February 7-13




Old Tanner Building Cleanup - Malvern

Ouachita River Regional Maintenance – February 17



Morrison Park Cleanup - Malvern

Ouachita River Regional Maintenance – February 27



Filling Sandbags for Little Rock Marathon - Little Rock

Wrightsville Regional Maintenance – February 28



2023 INFORMAL GRIEVANCE REPORT

Month	BENTON	HAWK/M	HAWK/F	WRTS	EARU & MX	GRIMES	RLW	MCWR	MCPH	MSU	NCU	PBU	NWA	TU	TRCC	VSMX	VU	CU & CMU	ORCU	Ester	DRU	TOTAL
JAN	1	8	14	40	138	211	26	2	248	74	43	44	0	57	6	296	38	115	94	23	113	1,591
FEB	4	2	14	62	123	238	22	1	256	52	56	38	0	60	1	250	37	150	74	35	77	1,552
MAR																						
APR																						
MAY																						
JUN																						
JUL																						
AUG																						
SEPT																						
OCT																						
NOV																						
DEC																						
TOTAL	5	10	28	102	261	449	48	3	504	126	99	82	0	117	7	546	75	265	168	58	190	3,143

2023 FORMAL GRIEVANCE REPORT

Month	BENTON	HAWK/M	HAWK/F	WRTS	EARU & MX	GRIMES	RLW	MCWR	MCPH	MSU	NCU	PBU	NWA	TU	TRCC	VSMX	VU	CU & CMU	ORCU	Ester	DRU	TOTAL
JAN	1	5	4	39	247	127	8	0	86	79	34	29	0	44	0	38	23	84	77	11	63	999
FEB	2	6	3	51	212	163	13	0	83	77	37	22	0	38	0	119	19	100	72	15	41	1,073
MAR																						
APR																						
MAY																						
JUN																						
JUL																						
AUG																						
SEPT																						
OCT																						
NOV																						
DEC																						
TOTAL	3	11	7	90	459	290	21	0	169	156	71	51	0	82	0	157	42	184	149	26	104	2,072

Report includes Pine Bluff Reentry (PBR), Pine Bluff Unit (PBU) and Pine Bluff Work Release (PBW).

INMATE INSTITUTIONAL GRIEVANCE APPEAL REPORT – FEBRUARY 2023

	Acknowledged	Rejected	Processed W/O Merit	Processed W/ Merit
Benton Unit	0	0	0	0
Benton Work Release	0	0	0	0
Cummins Unit	17	15	13	0
Cummins Modular Unit	0	0	0	0
Delta Regional Unit	11	5	11	0
East Arkansas Regional Unit	13	3	18	1
East Arkansas Regional Max Unit	113	21	102	3
Ester Unit	1	1	0	0
Grimes Unit	30	10	15	0
Maximum Security Unit	31	12	33	1
Tucker Re-Entry	0	0	0	0
McPherson Unit	21	11	6	0
McPherson Mental Health Residential Program Unit	0	0	0	0
Mississippi County Work Release Center	0	0	0	0
Northwest Arkansas Work Release Center	0	0	0	0
North Central Unit	18	2	11	0
Ouachita River Correctional Unit	14	7	9	0
ORCU Hospital	0	0	0	0
ORCU New Commitment	0	0	0	0
ORCU Mental Health Residential Program Unit	0	0	0	0
Pine Bluff Unit	7	8	7	0
Pine Bluff Re-Entry	0	0	0	0
Randall L. Williams Correctional Facility	1	5	2	0
Texarkana Regional Correctional Center	0	0	0	0
Tucker Unit	16	5	9	0
Varner Super Max	59	16	45	1
Varner Unit	12	0	11	0
Wrightsville Unit	11	4	9	0
Hawkins Center	1	1	1	0
Hawkins for Males	0	0	0	0
Hawkins SPU	0	0	0	0
Total	376	126	302	6

ADMISSIONS AND RELEASES – FEBRUARY 2023

<u>Admissions</u>	<u>Male</u>	<u>Female</u>	<u>Total</u>
Asian	1	0	1
Black	117	10	127
Caucasian	207	69	276
Hispanic	16	1	17
Native American Indian	1	3	4
Other	1	0	1
Total	343	83	426

<u>Releases</u>	<u>Male</u>	<u>Female</u>	<u>Total</u>
Asian	1	0	1
Black	76	10	86
Caucasian	173	36	209
Hispanic	5	2	7
Native American Indian	0	0	0
Other	0	0	0
Total	255	48	303

ADC INMATE POPULATION GROWTH 2000-2028 - FEBRUARY 2023

Updated 02/28/2023

Mo.	2000	2001	2002	2003	2004	2005	2006	2007	2008	2009	2010	2011	2012	2013	2014	2015	2016	2017	2018	2019	2020	2021	2022	2023
Jan.	11,984	11,908	12,402	13,015	13,105	13,595	13,481	13,839	14,518	14,796	15,334	16,312	15,134	14,815	17,481	18,142	17,785	17,824	18,201	17,958	17,989	16,119	17,154	17,682
Feb.	12,169	12,022	12,529	13,054	13,166	13,783	13,633	14,012	14,603	14,883	15,374	16,209	14,990	15,008	17,438	18,082	17,625	17,608	17,998	17,846	18,181	16,120	17,077	17,814
March	12,006	12,033	12,299	13,108	13,088	13,418	13,534	13,772	14,580	14,843	15,290	16,095	14,964	14,665	17,395	18,233	17,573	17,666	18,089	17,898	17,860	16,085	16,992	
April	12,069	12,167	12,465	13,213	13,323	13,469	13,554	13,851	14,769	14,937	15,570	16,172	15,124	14,850	17,604	18,703	17,815	17,798	18,227	17,977	17,331	16,250	17,059	
May	12,109	12,384	12,558	13,463	13,556	13,528	13,711	14,146	14,880	15,146	15,694	16,062	15,132	15,074	17,593	18,693	17,769	17,652	17,945	17,817	16,694	16,476	17,229	
June	12,005	12,108	12,439	13,418	13,389	13,251	13,430	13,915	14,700	15,025	15,564	15,554	14,832	14,825	17,340	18,813	17,973	17,963	17,972	17,942	16,552	16,560	17,129	
July	12,030	12,190	12,622	13,509	13,528	13,286	13,560	14,082	14,868	15,195	15,807	15,519	14,879	15,379	17,522	18,870	18,130	18,180	18,005	18,002	16,511	16,638	17,109	
August	12,087	12,371	12,815	13,565	13,632	13,419	13,646	14,224	15,100	15,385	15,829	15,240	14,675	16,103	17,549	18,806	17,919	18,051	17,751	18,090	16,367	16,655	17,274	
September	11,983	12,289	12,774	13,341	13,516	13,237	13,652	14,217	14,850	15,285	16,025	15,172	14,724	16,412	17,605	18,549	18,026	18,179	17,865	17,856	16,215	16,698	17,432	
October	12,119	12,348	12,942	13,341	13,584	13,363	13,775	14,349	14,836	15,381	16,311	15,271	14,856	16,993	17,880	18,430	18,127	18,348	17,943	17,947	16,311	16,821	17,480	
November	12,094	12,408	13,162	13,408	13,706	13,587	13,913	14,437	15,025	15,340	16,460	15,205	14,625	17,168	17,848	17,981	17,573	17,973	17,666	18,060	16,165	16,982	17,521	
December	11,856	12,333	12,845	13,106	13,470	13,338	13,728	14,315	14,716	15,199	16,204	15,062	14,654	17,235	17,874	17,707	17,537	18,078	17,799	17,759	16,094	17,023	17,648	
Net Ann. Inc.	29	477	512	261	364	-132	390	587	401	483	1,005	-1,142	-408	2,581	639	-167	-170	541	-279	-40	-1,665	929	625	166
Avg. Mo. Inc.	2	40	43	22	30	-11	33	49	33	40	84	-95	-34	215	53	-14	-14	45	-23	-3	-139	77	52	83

Population is total jurisdictional count at end of each month. Population at end of month December 1999 was 11,827.

Average monthly population increased for past fifteen years 2008 - 2022 is 18

Average monthly population increased for past ten years Jan. 2013 - Dec 2022 is 25

Average monthly population decreased for past five years 2018 - 2022 is -7

Projected at Growth of 18 per Month

Mo.	2008	2009	2010	2011	2012	2013	2014	2015	2016	2017	2018	2019	2020	2021	2022	2023	2024	2025	2026	2027	2028	2029
	Actual	Actual	Actual	Actual	Actual	Actual	Actual	Actual	Actual	Actual	Actual	Actual	Actual	Actual	Actual	Actual/Proj	Proj.	Proj.	Proj.	Proj.	Proj.	Proj.
January	14,518	14,796	15,334	16,312	15,134	14,815	17,481	18,142	17,785	17,824	18,201	17,958	17,989	16,119	17,154	17,682	18,012	18,228	18,444	18,660	18,876	19,092
February	14,603	14,883	15,374	16,209	14,990	15,008	17,438	18,082	17,625	17,608	17,998	17,846	18,181	16,120	17,077	17,814	18,030	18,246	18,462	18,678	18,894	19,110
March	14,580	14,843	15,290	16,095	14,964	14,665	17,395	18,233	17,573	17,666	18,089	17,898	17,860	16,085	16,992	17,832	18,048	18,264	18,480	18,696	18,912	19,128
April	14,769	14,937	15,570	16,172	15,124	14,850	17,604	18,703	17,815	17,798	18,227	17,977	17,331	16,250	17,059	17,850	18,066	18,282	18,498	18,714	18,930	19,146
May	14,880	15,146	15,694	16,062	15,132	15,074	17,593	18,693	17,769	17,652	17,945	17,817	16,694	16,476	17,229	17,868	18,084	18,300	18,516	18,732	18,948	19,164
June	14,700	15,025	15,564	15,554	14,832	14,825	17,340	18,813	17,973	17,963	17,972	17,942	16,552	16,560	17,129	17,886	18,102	18,318	18,534	18,750	18,966	19,182
July	14,868	15,195	15,807	15,519	14,879	15,379	17,522	18,870	18,130	18,180	18,005	18,002	16,511	16,638	17,109	17,904	18,120	18,336	18,552	18,768	18,984	19,200
August	15,100	15,385	15,829	15,240	14,675	16,103	17,549	18,806	17,919	18,051	17,751	18,090	16,367	16,655	17,274	17,922	18,138	18,354	18,570	18,786	19,002	19,218
September	14,850	15,285	16,025	15,172	14,724	16,412	17,605	18,549	18,026	18,179	17,865	17,856	16,215	16,698	17,432	17,940	18,156	18,372	18,588	18,804	19,020	19,236
October	14,836	15,381	16,311	15,271	14,856	16,993	17,880	18,430	18,127	18,348	17,943	17,947	16,311	16,821	17,480	17,958	18,174	18,390	18,606	18,822	19,038	19,254
November	15,025	15,340	16,460	15,205	14,625	17,168	17,848	17,981	17,573	17,973	17,666	18,060	16,165	16,982	17,521	17,976	18,192	18,408	18,624	18,840	19,056	19,272
December	14,716	15,199	16,204	15,062	14,654	17,235	17,874	17,707	17,537	18,078	17,799	17,759	16,094	17,023	17,648	17,994	18,210	18,426	18,642	18,858	19,074	19,290
Net Ann. Inc.	401	483	1,005	-1,142	-408	2,581	639	-167	-170	541	-279	-40	-1,665	929	625	346	216	216	216	216	216	216
Ave. Mo. Inc.	33	40	84	-95	-34	215	53	-14	-14	45	-23	-3	-139	77	52	29	18	18	18	18	18	18

MONTHLY POPULATION AVERAGES - FEBRUARY 2023

Unit/Center	2/1	2/2	2/3	2/6	2/7	2/8	2/9	2/10	2/13	2/14	2/15
Benton	357	357	357	354	354	355	356	358	359	358	358
Cummins	1,979	1,979	1,979	1,981	1,976	1,988	1,981	1,978	1,978	1,978	1,978
Delta	626	626	626	623	623	621	614	612	621	620	619
East AR Reg	1,595	1,595	1,595	1,595	1,593	1,588	1,598	1,603	1,600	1,597	1,593
Ester	572	572	572	567	565	567	568	565	570	566	571
Grimes	1,071	1,070	1,069	1,066	1,066	1,067	1,074	1,074	1,071	1,071	1,071
Max Sec	569	569	569	573	573	573	572	572	572	572	572
McPherson	1,008	1,008	1,008	999	993	995	1,004	1,007	1,006	1,003	999
MCWRC	153	153	153	151	151	151	151	150	156	156	155
N Central	822	822	822	818	816	827	825	824	817	830	830
NWAWRC	100	100	100	100	100	100	100	100	100	100	100
Ouachita River	1,809	1,809	1,809	1,797	1,791	1,786	1,794	1,819	1,803	1,828	1,817
Randall L Williams	540	538	538	535	535	532	532	530	525	525	527
Pine Bluff	547	547	547	548	549	546	545	545	537	537	540
PB Reentry	54	54	54	54	53	54	54	54	54	54	54
TRCC	122	122	122	124	124	126	129	127	127	127	127
Tucker	615	615	615	615	615	614	618	618	618	618	617
Varner	1,637	1,638	1,638	1,639	1,639	1,650	1,650	1,649	1,648	1,646	1,643
Wrightsville	853	852	852	850	851	849	844	848	854	859	858
WR Hawkins-Females	250	250	250	254	252	253	253	252	252	251	251
WR Hawkins-Males	200	200	200	200	199	197	197	200	199	199	199
Total ADC	15,479	15,476	15,475	15,443	15,418	15,439	15,459	15,485	15,467	15,495	15,479
ALETA	18	18	18	18	18	18	18	18	17	17	17
Ar State Police	47	47	47	47	47	47	48	47	47	47	47
Co Jail / M	1,696	1,695	1,714	1,756	1,766	1,752	1,712	1,699	1,733	1,698	1,718
Co Jail / F	113	112	113	124	130	124	114	110	111	114	114
Total Co Jail BK	1,809	1,807	1,827	1,880	1,896	1,876	1,826	1,809	1,844	1,812	1,832
309/M	201	201	201	201	199	198	194	194	193	193	192
309/F	97	97	97	98	98	102	101	100	100	100	100
Total Act 309	298	298	298	299	297	300	295	294	293	293	292
Total Non ADC	2,172	2,170	2,190	2,244	2,258	2,241	2,187	2,168	2,201	2,169	2,188
Total	17,651	17,646	17,665	17,687	17,676	17,680	17,646	17,653	17,668	17,664	17,667

FISCAL YEAR 2023 COUNTY JAIL BACKUP - FEBRUARY 2023

DAY	Jul-22	Aug-22	Sep-22	Oct-22	Nov-22	Dec-22	Jan-23	Feb-23
1	1,515	1,551	1,671 *	1,781	1,673	1,808 *	1,870	1,809
2	* 1,515	1,507	1,683 *	1,781	1,692	1,833	1,863	1,807
3	* 1,515	1,538 *	1,683	1,780	1,710 *	1,833	1,863	1,827
4	1,528	1,538 *	1,683	1,791	1,721 *	1,833	1,814 *	1,827
5	1,528	1,573	1,687	1,758 *	1,721	1,817	1,794 *	1,827
6	1,527 *	1,573	1,686	1,762 *	1,721	1,784	1,767	1,880
7	1,554 *	1,573	1,725	1,771	1,740	1,789 *	1,767	1,896
8	1,551	1,556	1,717 *	1,771	1,736	1,814 *	1,767	1,876
9	* 1,551	1,550	1,742 *	1,771	1,760	1,786	1,781	1,826
10	* 1,551	1,548 *	1,742	1,797	1,806 *	1,786	1,746	1,809
11	1,528	1,587 *	1,742	1,751	1,806 *	1,786	1,750 *	1,809
12	1,538	1,604	1,774	1,770 *	1,806	1,783	1,762 *	1,809
13	1,522 *	1,604	1,800	1,738 *	1,806	1,814	1,773	1,844
14	1,534 *	1,604	1,771	1,721	1,805	1,793 *	1,773	1,812
15	1,533	1,620	1,768 *	1,721	1,785	1,822 *	1,773	1,832
16	* 1,533	1,638	1,766 *	1,721	1,798	1,821	1,793	1,795
17	* 1,533	1,636 *	1,766	1,718	1,791 *	1,821	1,793	1,797
18	1,510	1,665 *	1,766	1,728	1,765 *	1,821	1,779 *	1,797
19	1,525	1,636	1,802	1,689 *	1,765	1,805	1,773 *	1,797
20	1,539 *	1,636	1,845	1,709 *	1,765	1,823	1,769	1,826
21	1,541 *	1,636	1,876	1,710	1,780	1,822 *	1,769	1,826
22	1,587	1,669	1,872 *	1,710	1,805	1,828 *	1,769	1,842
23	* 1,587	1,651	1,853 *	1,710	1,815	1,836	1,767	1,833
24	* 1,587	1,687 *	1,853	1,692	1,805 *	1,836	1,736	1,868
25	1,574	1,710 *	1,853	1,681	1,805 *	1,836	1,769 *	1,868
26	1,590	1,690	1,806	1,704 *	1,805	1,835	1,781 *	1,868
27	1,566 *	1,690	1,800	1,671 *	1,805	1,836	1,774	1,889
28	1,540 *	1,690	1,812	1,676	1,804	1,860 *	1,774	1,852
29	1,525	1,671	1,804 *	1,676	1,808	1,851 *	1,774	
30	* 1,525	1,655	1,781 *	1,676	1,749	1,870	1,812	
31	* 1,525	1,652		1,696		* 1,870	1,808	
Avg Daily								
Backup	1,541	1,617	1,771	1,730	1,772	1,821	1,784	1,834

Notes: Totals do not include 309 Contracts in County Jails (maximum of 336)

County Jail Back-up Average for February 2023 - 1,834

County Jail Back-up Fiscal Year Average as of February 28, 2023 - 1,734

Short-Term Revocation Program Average for February 2023- 465

Short-Term Revocation Fiscal Year Average as of February 28, 2023 - 507

STTG UNIT COUNTS – FEBRUARY 2023

Unit	Beginning Total	Confirmed	Suspected	In	Out	Paroled	Removed	Ending Total	Total Unit Population	Unit % of STTG's
Benton	98	2	0	0	9	1	0	90	325	27.69%
Cummins	679	1	0	38	30	10	0	678	1,986	34.14%
Delta	191	0	0	12	2	0	1	200	619	32.31%
EARU	667	0	0	31	18	3	0	677	1,595	42.45%
Ester	129	0	0	12	18	0	1	122	570	21.40%
Grimes	366	0	0	26	19	6	0	367	1,073	34.20%
Hawkins	58	0	0	1	5	0	0	54	453	11.92%
Max	288	0	0	7	6	0	0	289	568	50.88%
Mcperson	48	1	0	0	1	0	0	48	1,031	4.66%
MCWR	48	0	0	3	1	0	0	47	156	30.13%
NCU	287	0	0	23	10	9	0	291	839	34.68%
NWAWR	33	0	0	2	1	1	0	33	100	33.00%
ORCU	351	0	0	86	105	7	0	325	289	112.46%
ORCU Intake	70	100	0	0	92	0	0	78	1,555	5.02%
Pine Bluff	184	0	0	35	38	8	0	173	590	29.32%
RLW	209	0	0	36	33	9	0	203	535	37.94%
TWR	41	0	0	13	12	0	0	48	128	37.50%
Tucker	209	0	0	11	5	2	0	213	617	34.52%
Varner	682	0	0	31	17	3	0	693	1,652	41.95%
Wrightsville	309	0	0	14	10	3	0	310	842	36.82%
Total	4,947	104	0	381	432	62	2	4,939	15,523	31.82%

ORCU Intake brought in 100 new STTG members into ADC last month.

STTG DISCIPLINARY REPORT – FEBRUARY 2023

Unit	STTG Incidents	STTG Suspected Incidents	Total Unit Disciplinary	Disciplinary Involving STTG	Percentage
Benton	0	0	11	2	18.18%
Cummins	0	0	154	63	40.91%
Delta	0	0	109	86	78.90%
EARU	0	0	138	81	58.70%
Easter	0	0	29	15	51.72%
Grimes	0	0	192	99	51.56%
Hawkins	0	0	7	0	0.00%
Max	0	3	104	52	50.00%
Mcperson	0	0	118	11	9.32%
MCWR	0	0	1	0	0.00%
NCU	6	0	122	79	64.75%
NWAWR	0	0	1	0	0.00%
ORCU	0	0	111	49	44.14%
ORCU Intake	0	0	2	1	50.00%
Pine Bluff	0	0	62	35	56.45%
RLW	0	0	93	43	46.24%
TWR	0	0	8	4	50.00%
Tucker	0	0	72	36	50.00%
Varner	0	0	195	96	49.23%
Wrightsville	0	0	104	56	53.85%
Total	6	3	1,633	808	49.48%

STTG COUNTS BY STTG SET – FEBRUARY 2023

STTG Set	Benton	Cummins	Delta	EARU	Ester	Grimes	Hawkins	Max	McPherson	MCWR	NCU	NWAWR	ORCU	Intake	PB	RLW	TWR	Tucker	Varner	Wrightsville	Total
Asian	1	1	1	1	0	0	0	0	0	0	1	0	1	0	0	2	0	0	1	0	9
Bloods	21	146	24	138	19	74	5	61	4	3	48	5	51	20	27	34	6	29	157	52	924
Crips	11	76	22	92	14	42	9	41	5	7	33	4	29	4	17	15	1	21	103	38	584
Folk	4	65	0	51	3	35	14	28	4		9	9	10	13	11	10	4	35	74	20	399
GD	16	153	37	177	27	79	1	69	6	13	67	0	87	4	38	59	18	37	142	69	1,099
Mexican	5	23	6	16	5	13	2	8	1	3	9	1	8	3	7	7	0	8	21	12	158
Motorcycle	0	5	1	2	0	0	0	1	0	0	3	1	1	0	1		0	0	2	2	19
Other	3	5	15	22	23	9	3	7	3	2	16	1	10	2	10	4	2	7	16	10	170
People	3	34	2	24	0	18	3	18	4	2	11	1	8	2	7	10	2	10	5	11	175
Unknown	0	21	4	6	0	1	1	1	6	0	1	3	10	0	0	3	1	2	6	10	76
W/S	16	65	60	44	12	45	6	8	7	11	35	3	55	23	38	29	2	32	75	37	603
AB	0	11	1	4	4	2	2	3	1	0	6	2	4	0	0	1	0	7	18	5	71
AC	0	7	5	11	4	5	0	7	1	0	7	1	2	1	4	4	0	6	12	4	81
NAE	3	35	9	43	6	19	1	14	3	4	19	1	22	3	2	10	4	3	27	15	243
WAR	7	31	13	46	5	25	7	23	3	2	26	1	27	3	11	15	8	16	34	25	328
Total	90	678	200	677	122	367	54	289	48	47	291	33	325	78	173	203	48	213	693	310	4,939

Key:

GD = Gangster Disciples

W/S = White Supremacist

NAE = New Aryan Empire

WAR = White Aryan Resistance

AC = Aryan Circle

AB = Aryan Brotherhood

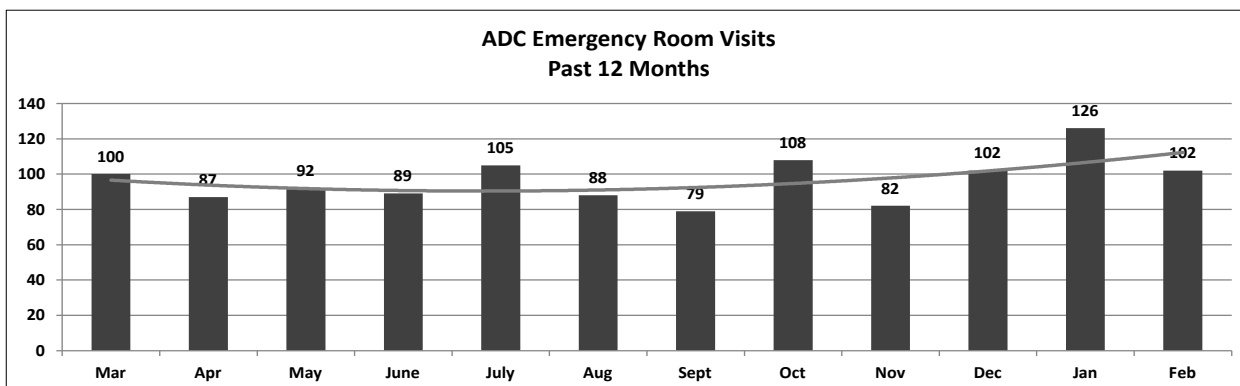
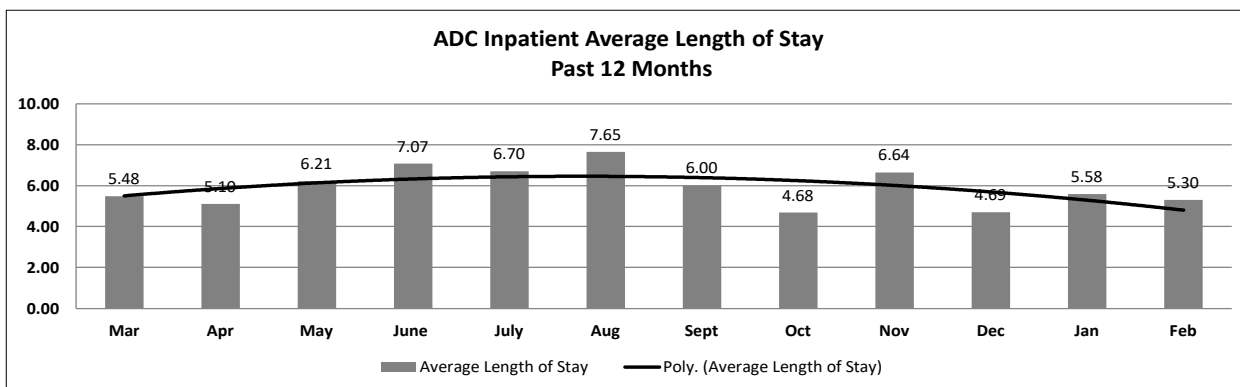
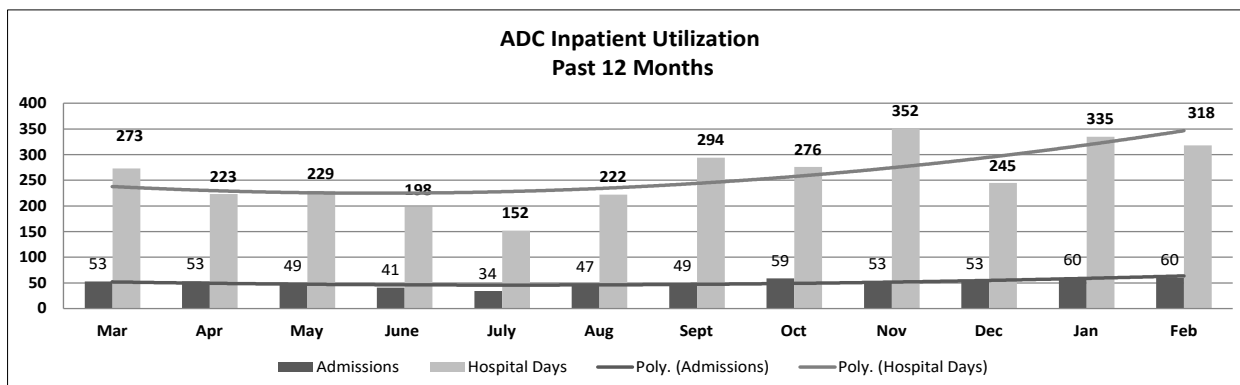
ADC INPATIENT AND EMERGENCY ROOM UTILIZATION

ADC Inpatient Statistics Past 12 Months

	2022										2023		Average
	Mar	Apr	May	June	July	Aug	Sept	Oct	Nov	Dec	Jan	Feb	
Admissions	53	53	49	41	34	47	49	59	53	53	60	60	50.9
Hospital Days	273	223	229	198	152	222	294	276	352	245	335	318	259.8
Average Length of Stay	5.48	5.10	6.21	7.07	6.70	7.65	6.00	4.68	6.64	4.69	5.58	5.30	5.10

ADC ER Visits Past 12 Months

	2022										2023		Average
	Mar	Apr	May	June	July	Aug	Sept	Oct	Nov	Dec	Jan	Feb	
Emergency Room Visits	100	87	92	89	105	88	79	108	82	102	126	102	96.7



MEDICAL GRIEVANCE BOARD REPORT - FEBRUARY 2023

Unit	Acknowledged/Received	Rejected	Reviewed & Signed by Dep Director	With Merit	With Merit, but Resolved	% With Merit	Without Merit
Central Arkansas CCC	1	0	0	0	0	0.00%	0
Benton	0	0	0	0	0	0.00%	0
CMU	0	0	0	0	0	0.00%	0
Cummins	13	2	27	0	1	3.70%	26
Delta	2	2	7	0	0	0.00%	7
EARU	7	0	4	0	0	0.00%	4
EARU Max	2	1	6	0	0	0.00%	6
Ester	2	1	2	0	0	0.00%	2
Grimes	21	2	20	0	1	5.00%	20
Hawkins	0	0	0	0	0	0.00%	0
McPherson	5	1	12	0	0	0.00%	12
MCWRC	0	0	0	0	0	0.00%	0
MSU	4	0	12	0	0	0.00%	12
North Central	5	0	0	0	0	0.00%	0
NWAWRC	0	0	0	0	0	0.00%	0
Ouachita	8	2	12	0	0	0.00%	12
Pine Bluff	3	1	4	0	0	0.00%	4
Randall L. Williams	0	0	0	0	0	0.00%	0
SNN	0	0	0	0	0	0.00%	0
TRCC	0	0	0	0	0	0.00%	0
Tucker	5	1	11	0	0	0.00%	11
Varner	6	0	8	1	0	12.50%	7
Varner Super Max	9	0	9	0	0	0.00%	9
WRU	1	2	2	0	0	0.00%	2
WHM	3	2	1	0	0	0.00%	1
WWR	0	0	0	0	0	0.00%	0
Total	97	17	137	1	2	2.19%	135

CHAPLAINCY

Month: February Year: 2023	CUMMINS	DELTA REGIONAL	EAST ARKANSAS	EAST ARKANSAS MAX	ESTER	GRIMES	HAWKINS	MAXIMUM	MCPHERSON	NORTH CENTRAL	OUACHITA RIVER	PINE BLUFF	RANDALL L. WILLIAMS	TUCKER	VARNER	VARNER MAX	WRIGHTSVILLE	TOTAL
Services Chaplains Oversaw																		
Christian																		
Population	6	5	3	0	4	2	2	4	8	9	9	5	10	4	10	0	2	83
Segregation	0	0	0	0	0	0	0	4	0	0	0	0	0	0	0	0	0	4
Muslim																		
Population	2	3	3	0	4	4	0	4	4	4	4	4	3	0	4	0	0	43
Segregation	0	0	0	0	0	0	0	4	0	0	0	0	0	0	0	0	0	4
134																		
Volunteers in Charge																		
Protestant	8	0	4	0	9	8	11	15	22	3	3	8	8	23	0	0	6	128
Catholic	1	0	1	0	0	0	4	0	2	4	4	1	0	0	0	0	0	17
Muslim	2	0	0	0	0	0	1	2	4	0	0	0	1	0	0	0	1	11
Other	1	4	6	0	1	6	0	0	6	0	0	0	0	0	0	0	0	24
Baptism	0	0	0	0	0	0	2	0	0	0	4	6	0	0	0	0	0	12
Marriages																		
	0	0	0	0	0	0	0	0	0	0	0	0	0	0	0	0	0	0
Distributed by Chaplains																		
Greeting Cards	70	4	0	0	49	53	0	45	72	76	70	49	9	20	61	213	50	841
Bibles, Quran, Torah, Etc.	103	15	33	36	30	224	30	17	70	29	155	17	5	25	18	18	10	835
Study Course	0	0	47	41	24	2	75	25	8	0	25	5	2	48	0	0	0	302
Writing Supplies	0	0	0	0	56	136	50	55	35	0	500	2	0	0	0	0	0	834
Literature	1,368	43	1,281	738	263	797	250	43	278	924	260	165	52	708	389	204	200	7,963
Chaplain's Visits																		
Barracks	49	9	23	0	24	97	20	8	103	70	66	186	47	127	118	44	25	1,016
Approximate Hours Spent in Barracks	23	27	6	0	10	21	21	4	22	18	33	12	19	32	29	23	18	318
Inmate Office visits	27	53	26	0	31	119	47	5	56	66	61	75	6	113	37	0	21	743
Other Office visits	10	9	8	4	10	34	10	4	18	18	49	79	5	44	56	24	7	389
Hospital	0	0	0	0	0	2	0	0	0	0	16	0	0	0	0	0	1	19
Infirmery/Sick Call	4	1	3	0	4	1	4	5	10	4	10	3	2	2	5	3	4	65
Restrictive/Punitive Housing	5	3	0	14	4	8	2	4	22	5	10	3	2	11	21	9	4	127
PC - DRU	2																	2
Visitation Days	0	0	0	0	0	0	0	2	0	0	0	0	0	0	0	0	0	2
Volunteer Visits																		
RCV	0	0	0	0	0	3	2	0	2	0	1	41	0	0	0	0	0	49
OCV	2	0	6	0	6	27	0	20	12	15	1	49	6	47	0	0	0	191
Spiritual Advisor	0	0	0	0	0	0	0	0	0	0	0	0	0	0	0	0	0	0
CRA	25	3	38	2	12	50	57	27	36	14	13	17	31	114	19	11	28	497
Religious Volunteer Hours																		
Volunteer Hours	65	7	128	6	16	248	58	130	178	402	42	864	37	327	66	37	56	2,667
Denominational/Volunteer Chaplain Hours	25	2	0	0	33	65	70	35	61	224	4	73	5	41	29	0	18	685
3,352																		
Other Activities of Chaplain																		
Counseled Employees	6	11	6	0	5	5	6	3	18	4	31	5	0	7	127	0	3	237
Orientation Sessions	4	0	2	0	0	0	0	0	0	0	0	0	0	0	0	0	2	8
Free World Devotions	0	0	6	0	4	9	0	0	1	0	0	0	0	3	20	0	0	43
Spoke in Churches	8	6	6	0	4	0	1	0	1	0	0	2	6	4	20	0	2	60
Crisis Intervention Sessions	18	3	4	0	0	1	3	1	24	5	15	10	0	6	7	1	5	103
Marriage Counseling	0	0	0	0	0	1	0	1	0	0	0	0	0	0	0	0	0	2
Denominational Meeting	0	0	0	0	1	0	1	0	0	0	0	0	1	0	0	0	0	3
Chaplain's Meeting	1	0	3	0	1	2	1	1	2	1	2	1	0	1	2	0	1	19
Volunteer Training Session	0	0	0	0	5	1	2	1	0	0	0	0	0	1	0	0	2	12
Chaplain Transfers																		
	0	0	0	0	0	0	0	0	0	0	0	0	0	0	0	0	0	0
Chaplain Promotions																		
	0	0	0	0	0	0	0	0	0	0	0	0	0	0	0	0	0	0
PAL PROGRAM																		
Enrolled at start of month	58	23	48	0	56	46	20	22	54	60	33	0	0	53	50	0	29	552
Enrolled during the month	3	3	3	0	3	7	3	0	5	4	1	0	0	5	4	0	3	44
Removed From PAL Program																		
# Paroled	0	0	0	0	2	0	0	0	1	1	0	0	0	0	0	0	1	5
# Completed	1	2	0	0	0	1	0	0	0	0	2	0	0	1	0	0	1	8
# Withdraw	0	0	0	0	0	1	0	0	1	1	1	0	0	0	1	0	0	5
# Removed	0	0	1	0	0	1	0	0	0	1	1	0	0	1	3	0	1	9
# Transferred	0	0	0	0	0	1	0	0	2	1	1	0	0	1	0	0	0	6
Total Removed from PAL Program	1	2	1	0	2	4	0	0	4	4	5	0	0	3	4	0	3	33
Total Enrolled at the End of the Month	60	24	50	0	57	49	23	22	55	60	29	0	0	55	50	0	29	563
Volunteers in PAL																		
	12	0	6	0	9	8	12	7	0	10	2	0	0	11	2	0	6	85
Special Events:																		
	1	0	1	0	0	1	0	2	1	1	0	2	0	1	0	0	0	10

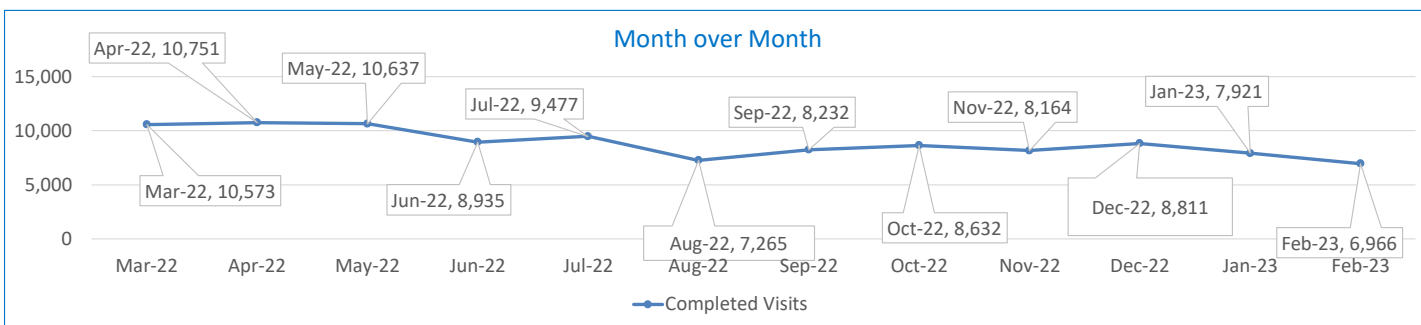
SECURUS VIDEO VISITATION REPORT FEBRUARY 2023

AR-DOC SVV Activity Tracker

Total ADP 15,664

Total Visits by Month	Mar-22	Apr-22	May-22	Jun-22	Jul-22	Aug-22	Sep-22	Oct-22	Nov-22	Dec-22	Jan-23	Feb-23
Total (Includes SuperMax)	10,573	10,751	10,637	8,935	9,477	7,265	8,232	8,632	8,164	8,811	7,921	6,966
Target Objective	15,587	15,587	15,587	15,587	15,587	15,587	15,587	15,587	15,587	15,587	15,587	15,587

Anywhere Visitation Performance:



Completed Visits

Site	Current Month	Previous Month
Benton	122	125
Cummins	659	698
Delta Regional	281	347
East Arkansas Regional	614	838
Ester	343	353
Grimes	589	603
J Aaron Hawkins Sr.	433	480
Tucker Max	270	310
Mcpherson	386	409
Mississippi County WRC	61	54
North Central	536	618
NW Arkansas WRC	56	64
Ouachita River	741	825
Pine Bluff Complex	268	305
Randall L Williams	149	198
State Police Barracks	64	50
Texarkana Regional	46	74
Tucker Unit	227	292
Varner	772	896
Wrightsville Unit	338	372
Pine Bluff Re-Entry	11	10
Tucker Re-entry	0	0
Total:	6,966	7,921

Missed by Inmate

Site	Current Month	Previous Month
Benton	6	6
Cummins	31	40
Delta Regional	9	4
East Arkansas Regional	44	16
Ester	17	13
Grimes	11	15
J Aaron Hawkins Sr.	6	5
Tucker Max	14	7
Mcpherson	2	13
Mississippi County WRC	4	8
North Central	38	5
NW Arkansas WRC	4	10
Ouachita River	14	24
Pine Bluff Complex	10	7
Randall L Williams	21	1
State Police Barracks	3	3
Texarkana Regional	1	2
Tucker Unit	4	4
Varner	23	18
Wrightsville Unit	4	19
Pine Bluff Re-Entry	0	0
Tucker Re-entry	0	0
Total:	266	220

**SECURUS TABLET REPORT
FEBRUARY 2023**

Facility Name	Personal Tablets (All)	\$0	\$5	Community / Inventory	Officer	Total	New Subscriptions
Benton Unit	352	97	255	123	8	483	2
Cummins Unit	1,374	923	451	677	14	2,065	97
Delta Regional Unit	458	268	190	392	15	865	33
East Arkansas Regional Unit	856	567	289	433	10	1,299	51
Ester Unit	506	322	184	278	20	804	21
Grimes Unit	695	444	251	646	14	1,355	73
J Aaron Hawkins Sr Center For Women	429	239	190	196	19	644	15
Mcperson Unit	733	441	292	246	17	996	19
Mississippi County Work Release Center	157	47	110	78	9	244	3
North Central Unit	598	336	262	265	10	873	72
Nw Arkansas Work Release Center	100	26	74	16	8	124	0
Ouachita River Unit	941	617	324	876	14	1,831	62
Pine Bluff Re-Entry Center	54	10	44	26	0	80	0
Pine Bluff Unit	419	262	157	161	9	589	22
Randall L Williams Facility	320	184	136	106	15	441	34
State Police Barracks	59	39	20	13	3	75	0
Texarkana Region Correction Center	128	36	92	51	10	189	2
Tucker Maximum Security Unit	239	155	84	319	14	572	3
Tucker Re-Entry Center	0	0	0	45	2	47	0
Tucker Unit	444	296	148	273	10	727	24
Varner Unit	882	605	277	634	21	1,537	36
Wrightsville Unit	630	408	222	397	9	1,036	46
	10,374	6,322	4,052	6,251	251	16,876	615

CONSTRUCTION BUDGET / STATUS REPORT - MARCH 7, 2023 — [Page 1 of 2]

Fund	Project Description	Approved Budget	Actual Budget Spent	Available Budget	\$ % Complete	Construction % Complete	Notes
700483A	EARU Max Rec Expanded Metal Rec Yard	879,000	835,803	43,197	95%	75%	Construction of the Rec Pens at EARU began on 1/03/2022. We are making great progress with this project. The funds spent on this project is reflective of the engineering fees, material and construction of the panels. 24 pens are complete and delivered to the unit for use. All of the prep work for the remaining 24 pens is complete. Concrete foundation is completed. Erecting panels on-site.
700483A NDC0200	Tucker Max Expanded Metal Rec Yard	8,160,845	1,139,825	7,021,020	14%	13%	Final plans submitted to DBA for approval on pre-cast pens. The funds spent on this project is reflective of engineering fees and the material needed to construct the rec pen panels.
700483A	Cummins Expanded Metal Rec Yard	368,617	52,292	316,325	14%	10%	We are constructing the panels on-site. Funds spent on this project is reflective of engineering fees spent against this portion of the overall project. This project is being finalized with the design team and will be submitted to DBA in the following weeks for review and approval.
KBR4Q95	Bullpens	851,999	388,676	463,323	46%	45%	Varner & EARU complete. Installation underway at Max. Locks delivered. Construction of bullpens are on-going.
KBR4Q95	13 & 15 Barracks Door Revisions	174,000	155,756	18,244	90%	85%	All doors and locks installed in 13 Barracks. 15 barracks has been remeasured for quality assurance and we are fabricating the revisions at this time at Central Maintenance. Reworking 5 doors at a time for renovation.
7004828	Entegrity Energy Improvements Phase 2 at Tucker and Max	18,603,150	18,422,630	180,520	99%	99%	Lighting, plumbing and water are complete at the Max and Tucker Unit. HVAC is finishing up at the Max. There are several other items to be replaced at Tucker and Phase II will be complete.
KB5HW18	Tucker Water Treatment	1,093,848	153,956	939,892	14%	0%	The original blueprints has been completed and approved. The detail drawings are complete. Submittals has been presented to DBA for final approval. We are awaiting guidance for notice to proceed utilizing the ARPA funds awarded. The funds spent on this project is reflective of engineering and design fees.
KBSFW18 KBR4Q95	Max Armory	100,000	67,089 23,964	8,946	91%	95%	Funds spent on this project is reflective of material pre-purchased prior to the start of construction. Building is complete and delivered. The only element remaining is the fence surrounding the armory.
7004810	Administrative East Roof Replacement	2,153,257	1,832,566	320,691	85%	99%	The funds spent is reflective of engineering fees and materials. Admin East is complete with new TPO roof awaiting manufacturer warranty inspection. Warehouse roof is reroofed. The metal flashing and gutters are remaining, then the job is to be inspected. Working on the upper roof at RLW.
7004810	Central Warehouse Roof Replacement	424,000	154,727	269,273	36%	85%	
7004810	RLW Roof Replacement	2,722,743	1,524,679	1,198,064	56%	58%	
865C 7004820 KBR4Q95	NCU Perimeter Security	600,000	20,625 30,334 6,275	542,766	10%	99%	All equipment for NCU and cameras are operational. The Delta project is nearing completion. Walkthrough at NCU has been completed and vendor is working that punch list.
N98	Max Re-Entry Generator Project	135,000	16,635	118,365	12%	10%	Plans submitted to DBA. We have received our notice to proceed on this project. Funds spent are reflective of engineering fees and site work at location.
KBR4Q95	NCU Generator	202,000	177,350	24,650	88%	10%	DBA Approved. Generator has arrived. Funds spent on this project is on-call design fees, generator cost and material needed once we are ready for installation. This project is on hold.
7004820	Tucker 10 Barracks Sidewalk	70,259	33,197	37,062	47%	98%	Sidewalk is complete. This project has several additional elements added that will better secure movement through the compound. The difference in funds spent and construction complete is due to use of on-site material identified after the budget was approved. Camera installation and door control wiring being ran as well.
7004820	Lethal Fence Control for Cummins, Varner SuperMax, Tucker Max, & EARU	1,490,000	673,160	816,840	45%	25%	Material and part delays has driven the delay on project. Funds spent on this project is reflective of design fees and payment for equipment to vendor. The EARU lethal fence upgrade element is complete. Material ordered for the MAX, Varner and Cummins.



CONSTRUCTION BUDGET / STATUS REPORT - MARCH 7, 2023 — [Page 2 of 2]

Fund	Project Description	Approved Budget	Actual Budget Spent	Available Budget	\$ % Complete	Construction % Complete	Notes
<u>Telephone Projects</u>							
Maintenance & Operations	Fire Alarm Upgrades (All Units)	41,000	14,433	26,567	35%	35%	on-going
	Stainless Steel - Kitchen/Shower/Restrooms - All Units	20,000	0	20,000	0%	0%	continual need
	Gates and Fences all units	25,000	24,451	549	98%	98%	on-going
	ACA Maintenance	100,000	52,652	47,348	53%	50%	Working with EARU, MCWR, Delta and NCU with FY23 ACA.
	ADA Projects - All Units	10,000	5,500	4,500	55%	55%	on-going
	Fast Top Floor Systems (kitchen/laundry/showers all units)	25,000	1,363	23,637	5%	5%	on-going
	Camera Equipment - All Units	320,000	248,836	71,164	78%	78%	cameras as requested/approved.
	Lock/Riot Gates - All Units	90,500	70,502	19,998	78%	78%	on-going.
	HVAC Units-All Units	70,000	68,457	1,543	98%	95%	repairing & replacing daily.
	Subtotal	\$ 701,500	\$ 486,194	\$ 215,306			
Capital Projects FY22 Carry Forward	Metal Ceilings	25,000	0	25,000	0%	0%	Wrightsville showers are underway.
	ORCU Gravel Pit Operations	35,000	0	35,000	0%	0%	on-going.
	Dog Kennel/Horse Stable Malvern	58,000	14,785	43,215	25%	50%	Dog kennel is complete and delivered. Site work has started on horse barn and work on that project will begin as soon as the site is ready for construction. Difference in % complete and construction complete is the use of existing material on Dog Kennel. Material for horse barn is being delivered on-site. As soon as weather permits we will start laying the structure out.
	Emergency Generator - All Units	130,000	21,078	108,922	16%	15%	Cummins East Bldg. generator is delivered. Dedicating resources to install.
	Delta Perimeter Video Surveillance	622,000	31,606	590,394	5%	85%	The Delta project is nearing completion. Should be ready for walkthrough the week of March 13th. The walkthrough at Delta will take place the week of March 20th. The reason for the difference in construction and financial completeness is due to the company not invoicing the agency for the work performed.
	Roof Repair-Benton	930,700	0	767,806	18%	18%	Need repairs at Delta, Varner, Tucker Max and Tucker. Working through repairs with vendor. First two sections are complete at Varner. Lee County Jail is complete. A second crew has been reviewed and approved and will begin at Tucker as soon as the purchase order is delivered.
	Roof Repairs-Cummins		0				
	Roof Repairs-Cummins Laundry		0				
	Construction/Maintenance		0				
	Roof Repairs-Delta		3,983				
	Roof Repairs-East Arkansas		52,654				
	Roof Repairs-Max		0				
	Roof Repair-McPherson		0				
	Roof Repair - NCU		0				
	Roof Repair - RLW		0				
Roof Repairs-Tucker	0						
Roof Repairs-Varner	106,257						
Roof Repairs-Wrightsville	0						
Subtotal	\$ 1,800,700		\$ 230,362				
New Projects	Additional Metal Fab	10,000	5,401	4,599	54%	70%	on-going
	PB Warehouse Drive Replacement	218,000	84,389	133,611	39%	49%	The fuel island portion of this project is 100% complete. Working with vendor on completion of this project with Central Warehouse Drive. Weather is the hold up as of today but we are working through all of the details to develop a schedule and a plan to move forward.
	Subtotal	\$ 228,000	\$ 89,790	138,210			
	Architect Fees	55,000	26,279	28,722	48%		
Total	\$ 2,785,200	\$ 832,625	\$ 1,952,575				

Notes Report has not been reconciled against Accountings Reconciled Reports. Tolerance/Deviation is with in 1% of Projected Spending.