



# DIVISION OF CORRECTION BOARD REPORT

January 2023

Dexter Payne  
Director



## POPULATION REPORT

### RESEARCH/PLANNING

**December 2022 Admissions and Releases** – Admissions for December 2022 totaled **419** (326-males and 93-females) while releases totaled **384** (324-males and 60 females) for a net increase in-house of 35 inmates.

**Inmate Population Growth/Projection** – At the end of December 2022, the jurisdictional population for the Division of Correction totaled **17,648**, representing an increase of **625** inmates since the first of January 2022. At reporting time, calendar year 2022 has seen an average rate of **52** inmates per month, which is down from an average monthly increase of **77** inmates per month during calendar year 2021.

**Average County Jail Backup** – The backup in the county jails averaged **1,821** inmates per day during the month of December 2022, which was up from the per-day average of **1,772** inmates during the month of November 2022. Of the **1,821** average, short-term revocations accounted for **466** (398 males and 68 females) during the month.

### House Bill 1530/Restrictive Housing (RH) - October 1, 2022 through December 31, 2022 –

- There was a 0.4% decrease in overall RH assignments during the fourth quarter of 2022 compared to the third quarter of 2022.
- There was a 4.8% increase in the number of major disciplinarys this quarter.
- There was a slight decrease in those aged 21 or younger, 55 or older and those with an SMI diagnosis who were held in RH, as compared to the third quarter.
- There was one suicide during the quarter and a slight decrease in the number of suicide attempts compared to the previous quarter.
- This quarter, there were four deaths of those who were housed in RH, which is a decrease compared to the third quarter.
- There was no change in the number of inmates assigned to RH for Protective Custody compared to the previous quarter.

## INSTITUTIONS

### INMATE INSTITUTIONAL GRIEVANCES

**Inmate Formal/Informal Grievances:** During December, a total of 1,132 formal grievances and 1,635 informal grievances were filed at various units.

**Institutional Grievances Appeals:** There was a total of 479 appeals of institutional grievances received in December. Of those, 374 were acknowledged and 105 were rejected for various reasons. Of the total 330 appeals answered, 327 had no merit and three had merit.

### FARMS

December proved to be a slower month at the farms until a big freeze hit the state a few days before Christmas. Inmate crews and supervisors worked through the Christmas holiday fixing broken pipes and making sure the livestock had water. The extreme temperatures wiped out the remaining vegetable production from the gardens until spring.

The single digit temperatures also affected the wheat and cover crops planted in November, which are being closely observed for how they respond in warmer temperatures.

Due to the avian influenza outbreaks across the country, caution is being taken with the bio security plan. No avian influenza has been identified in poultry testing conducted so far. The abundance of wild geese in the area also calls for staying on top of this situation to prevent an outbreak.

Several positions remain open and efforts are underway to get them filled before the busy season begins. After serving more than 20 years, Tucker Unit farm manager Ronnie Gillespie made the decision to retire, and Paul Price will be taking over that role.

### REGIONAL MAINTENANCE HOURS

Regional Maintenance Hours	December 2022
Benton Unit	6,133
Delta Regional Unit	864
East Arkansas Regional Unit	0
Grimes Unit	1,792
McPherson Unit	1,636
Mississippi County Work Release	900
North Central Unit	5,536
Ouachita River Correctional Unit	3,232
Randall L. Williams Unit	2,712
Texarkana Regional Corr. Ctr.	1,860
Tucker Unit	0
Varner Unit	1,724
Wrightsville Unit	504
<b>Total Hours</b>	<b>26,893</b>

**WORK RELEASE RENT REPORT**

Unit	December 2022
Benton Unit	\$107,947.00
Mississippi County Work Release	\$66,742.00
Northwest Arkansas Work Release	\$39,389.00
Pine Bluff Work Release	\$35,275.00
Texarkana Regional Corr. Ctr.	\$51,527.00
Wrightsville Hawkins Unit	\$25,534.00
<b>Total</b>	<b>\$326,414.00</b>

**REENTRY**

**PROGRAMS - DECEMBER 2022**

Program Name	Beginning Count	Admitted	Removed	Graduated	End Count	Guest Facilitators
Juvenile Program* (RLW)	6	0	1	0	5	0
Peer Recovery	0	0	0	0	0	0
Release	14	0	4	0	10	1
Veterans Program (Ester)	20	1	1	0	20	0
Lifer	10	0	1	0	9	0
<b>TOTAL</b>	<b>50</b>	<b>1</b>	<b>7</b>	<b>0</b>	<b>44</b>	<b>1</b>

\*Juveniles are transferred from the program once they reach the age of 18.

**WORKFORCE ALLIANCE FOR GROWTH IN THE ECONOMY (WAGE)**

December 2022 Capacity: 120	Beginning Count	Admissions During Mo.	Completed	Removed*	End Count
<b>Unit:</b>					
Delta Class 1	6	0	6	0	0
Delta Class 2	0	0	0	0	0
Ester	1	0	0	0	1
Hawkins	4	0	0	0	4
McPherson	8	0	0	0	8
North Central	4	0	3	1	0
Ouachita River	12	0	0	3	9
Tucker A.M.	4	2	2	0	6
Tucker P.M.	9	0	3	5	4
Wrightsville	7	1	0	0	8
<b>TOTAL</b>	<b>55</b>	<b>3</b>	<b>14</b>	<b>9</b>	<b>40</b>

\*The "Removed" column indicates the number of participants who transferred, signed out, received a disciplinary, were removed because test scores were not returned/were too low to continue, or were released from prison.

**ADVANCED PRINCIPLES AND APPLICATIONS FOR LIFE PROGRAM (APAL)**

December 2022 Capacity: 86	Beginning Count	Admissions During Mo.	Removed*	End Count
Ester	56	18	18	56
Hawkins	17	4	7	14
<b>TOTAL</b>	<b>73</b>	<b>22</b>	<b>25</b>	<b>70</b>

Advanced PAL is an 18-month reentry program that combines a pre-release curriculum with the PAL program.

\*The "Removed" column indicates the number of participants who paroled, completed the program, withdrew from the program, transferred, or were removed from the program for another reason.

**WRIGHTSVILLE-HAWKINS PATHWAY TO FREEDOM PROGRAM**

December 2022 Capacity: 200	Beginning Count	Enrolled During the Month	Removed	End Count*
Wrightsville-Hawkins PTF	197	13	12	198

**THINK LEGACY**

December 2022 Capacity: 635	Beginning Count	Admitted	Graduated	Removed*	End Count
<b>Unit</b>					
Cummins	28	0	0	1	27
Delta Regional	22	0	0	2	20
East Arkansas Regional	41	0	0	4	37
McPherson	37	0	0	6	31
North Central	44	0	0	2	42
Ouachita River	18	1	0	0	19
Tucker	16	0	0	2	14
<b>Total</b>	<b>206</b>	<b>1</b>	<b>0</b>	<b>17</b>	<b>190</b>

THINK LEGACY VOLUNTEER HOURS = 13

\*The "Removed" column indicates the total number of participants who paroled, signed out, transferred, or were removed from the program for any other reason and are no longer in the barracks.

**COLLEGE REPORT  
DECEMBER 2022**

COLLEGE PROGRAM LOCATIONS	Beginning Count	Admissions During Mo.	Removed During Mo.	End Count	Staff Enrolled
<b>Arkansas State University</b>					
Grimes Unit	9	0	0	9	0
McPherson Unit	32	0	0	32	0
<b>Ashland University</b>					
North Central Unit	18	0	1	17	0
<b>Mid-America Seminary College</b>					
Varner Unit	36	0	0	36	0
<b>Philander Smith College</b>					
East Arkansas Regional Unit	24	0	0	24	0
Tucker Unit	13	0	0	13	0
<b>Southeast Arkansas College</b>					
Cummins Unit	16	0	0	16	1
Varner Unit	13	0	1	12	2
<b>Shorter College</b>					
Hawkins Unit	9	0	0	9	0
Ouachita River Unit	22	0	3	19	0
Pine Bluff Complex	37	0	7	30	0
Wrightsville Unit	10	0	1	9	0
<b>TOTAL</b>	<b>239</b>	<b>0</b>	<b>13</b>	<b>226</b>	<b>3</b>

**TRAINING**

**DIVISION OF CORRECTION  
TRAINING - December 2022**

**BASIC TRAINING DIVISION –**

**BCOT Class 2022-P**, led by instructor Lt. Nicholas Reed, graduated on December 9 with a total of 34 cadets.

*Academic Awards* were presented to the following:

- 1st – Alexis Davis, Hawkins Unit
- 2nd – Destiny Lunsford, McPherson Unit
- 3rd – Joshua Keller, Wrightsville Unit

Recipients of *Physical Fitness Awards* were:

- 1st – Blake Criner, Tucker Unit
- 2nd – Heidi Custodio, Grimes Unit
- 3rd – Jared Carter, Varner Unit

**IN-SERVICE DIVISION –**

Classes held by the Training Academy during the month included:

- CPR – 12/16 and 12/20 (108 hours); Instructor(s): Lt. Michael Lennox – 9 participants

**eCADEMY –**

During December, 367 ADC employees completed a total of 6,651.5 hours of eCADEMY training.

**HEALTH/CORRECTIONAL  
PROGRAMS**

**CHAPLAINCY SERVICES AND  
COMMUNITY SPEAKING EVENTS**

**Cummins Unit** – The chaplains distributed Christmas bags to 1,750 inmates on December 21 with the help of five volunteers.

**Delta Regional Unit** – Delta Unit Chaplaincy filled and distributed Christmas bags on December 16 to each of the 614 inmates house at the unit.

**East Arkansas Regional Unit** – Each of the unit’s approximately 1,000 general population inmates received sacks from Christmas Behind Bars on December 1 and from the Chaplaincy Division Christmas bag distribution on December 15.

Steve Gaines, pastor of Bellevue Baptist Church, held a special service on December 8 with 75 inmates in attendance.

**Barbara Ester Unit** – PAL and APAL graduations were both held on December 8. Eight men graduated from APAL and 10 graduated from PAL. CRA Joy Kelso was the keynote speaker. After the ceremony, the inmates and special guest were served a meal of sandwiches, chips, and cookies to celebrate.

The Chapel gave out Christmas bags to 578 inmates on December 19 in partnership with the unit’s Inmate Council.

**Grimes Unit** – Unit Chaplaincy, along with eight religious volunteers, handed out Christmas bags on December 21 to 982 inmates.

**Hawkins Unit** – The unit’s Christmas bag distribution took place on December 16, with 245 inmates receiving a bag.

**Maximum Security Unit** – The Maximum Security Unit Christmas bags were given to 316 general population inmates on December 17 with help from nine volunteers. Deputy Warden Maurice Culclager, Major Joseph Mahoney and Capt. William Freeman oversaw security for the event.

**McPherson Unit** – Christmas bags were distributed on December 17 to all 987 inmates at the McPherson Unit. Doughnuts and coffee were also provided to inmates and staff during the event.

**North Central Unit** – The 836 inmates at North Central Unit received Christmas bags from the Chaplaincy Division on December 16. Unit staff and 10 religious volunteers assisted in the distribution.

**Ouachita River Correctional Unit** – On December 14, with support from unit staff, all 1,752 ORCU inmates were given a Christmas bag from the Chaplaincy Division.

**Pine Bluff Unit** – Unit Chaplaincy teamed with the Inmate Council to give out 600 Christmas bags on December 8. There were two denominational chaplains, one CRA, and two volunteers working together to complete the distribution.

**CHAPLAINCY SERVICES, *continued***

**Randall L. Williams Unit** – Unit Chaplaincy worked with Inmate Council to provide 520 inmates with Christmas bags this year. The distribution took place on December 14.

**Tucker Unit** – A total of 620 Christmas bags were distributed to the inmates this year on December 21. Ten CRAs were present for and assisted with the event.

**Varner/Varner Supermax** – On December 12, unit chaplains passed out bags to 1,044 inmates housed at Varner and 465 at Varner Supermax.

**Wrightsville Unit** – The annual unit Christmas bag distribution event was held on December 21, with 840 inmates receiving a bag.

**ACCREDITATION**

**ACA Internal Audits Completed:**

- 12/01 Texarkana Visit
- 12/05–12/09 Delta Regional Unit File Review
- 12/12–12/16 North Central Unit File Review

**VOLUNTEER SERVICES**

Program Name	December 2022
Release Program	1
Yoga	6
<b>Total</b>	<b>7</b>

**MENTAL HEALTH SERVICES**

**Reduction of Sexual Victimization Program (RSVP) and Sex Offender Treatment Programs (SOFT):**

December 2022	Capacity	Beginning Count	Completed	Removed	Admissions	End Count
RSVP	238	235	82	7	89	235
SOFT	30	4	0	0	2	6
<b>Total</b>	<b>268</b>	<b>239</b>	<b>82</b>	<b>7</b>	<b>91</b>	<b>241</b>

There are 1,168 males on the waiting list for RSVP and 10 females on the waiting list for SOFT who are within five years of their TE date. Of those, 12 inmates are mandated by the Parole Board.

The average time on the waiting list from request is between one and two months for those stipulated.

\*The total on the waiting list, including those not currently within the identified timeframe, is 1,547 males and 12 females. Of these, 1,178 are eligible and 381 are ineligible for the program. There are no PREA inmates in the program at this time.

**\*Ineligibility is due to being in restrictive housing, having class IV status, or receiving a major disciplinary within the last 60 days.**

**Therapeutic Community (TC):**

December 2022 Unit	Capacity	Beginning Count	Completed	Removed	Admissions	End Count
Tucker	62	52	11	6	22	57
Wrightsville	50	50	4	5	9	50
<b>Total</b>	<b>112</b>	<b>102</b>	<b>15</b>	<b>11</b>	<b>31</b>	<b>107</b>

There are 662 males and 150 females on the waiting list who are within 10 years of their release date. Of those, 14 are mandated by the Parole Board.

The average time on the waiting list from request is 14 days.

\*The total on the waiting list, including those not currently within the identified timeframe, is 872 males and 170 females. Of these, 826 are eligible and 216 are ineligible for the program.

**\*Ineligibility is due to being in restrictive housing, having class IV status, or receiving a major disciplinary within the last 60 days.**

**Substance Abuse Treatment Program (SATP):**

December 2022 Unit	Capacity	Beginning Count	Completed	Removed	Admissions	End Count
Benton	20	18	2	0	3	19
Cummins	45	41	3	3	9	44
Maximum Security	4	4	4	0	0	0
Randall L. Williams	150	135	31	11	37	130
Wrightsville	100	100	21	7	28	100
<b>Total</b>	<b>319</b>	<b>298</b>	<b>61</b>	<b>21</b>	<b>77</b>	<b>293</b>

There are 2,182 males and 146 females on the waiting list who are within five years of their release date. Of those, 41 are mandated by the Parole Board.

The average time on the waiting list from request is 14 days.

\*The total on the waiting list, including those not currently within the identified timeframe, is 2,927 males and 183 females. Of these, 2,369 are eligible and 741 are ineligible for the program.

**\*Ineligibility is due to being in restrictive housing, having class IV status, or receiving a major disciplinary within the last 60 days.**

**MENTAL HEALTH SERVICES, *continued***

**PILOT PROGRAM – Substance User Rehabilitation Services (SURS):**

December 2022 Unit	Capacity	Beginning Count	Completed	Removed	Admissions	End Count
McPherson	150	142	15	18	36	145
Grimes	50	47	23	4	25	45
<b>Total</b>	<b>200</b>	<b>189</b>	<b>38</b>	<b>22</b>	<b>61</b>	<b>190</b>

**Substance Use Intervention Program:**

The Substance Use Intervention Program had no admissions and eight discharges for an end-of-month count of zero in December. This program is housed at the Varner Unit and is for inmates found guilty of a disciplinary violation for drug use or drug possession.

**Ouachita River Correctional Unit (ORCU) Residential Program Unit (RPU):**

The RPU had one admission and five discharges in December for an end-of-month count of 121.

**McPherson Unit Mental Health Residential Program Unit (RPU):**

There were three admissions and two discharges in December for an end-of-month count of 40.

**Habilitation Program:**

The Habilitation Program at the Ouachita River Correctional Unit provided treatment services to 45 inmates in December. There were no admissions or discharges, which resulted in an end-of-month count of 45.

**Anger Management Treatment:**

The Anger Management Treatment Program at the Cummins Unit did not provide treatment services to any inmates in December. There were no admissions or discharges, for an end-of-month count of zero.

**Suicide:**

There were 72 suicidal threats in December. There were five attempts, one of which resulted in death.

**Staffing:**

The following Mental Health Services and Substance Abuse Treatment Program (SATP) positions were vacant in November and December 2022:

Positions	FTEs*	November 2022	December 2022
Psychologists	13	6	6
Psychological Examiners	2	2	2
Social Workers	30	17	19
Licensed Professional Counselors	2	2	2
Rehab Director	1	1	1
Rehab Facility Supervisors	3	1	1
Advisors	64	22	23
Substance Abuse Program Coord.	6	2	2
Substance Abuse Program Leaders	40	8	8
Administrative Specialists	17	7	7
Rehab Program Managers	0	0	0

\*FTE refers to authorized Full Time Equivalent positions.

**ADDITIONAL MENTAL HEALTH AND MEDICAL INFORMATION**

**Self-Study Classes:**

Classes	Number of Participants	Number Completed	Waiting List
Anger Management	172	169	822
Thinking Errors	238	228	701
Substance Abuse Education	208	207	488
Communication Skills	188	177	751
Domestic Violence	68	68	184
Victims of Domestic Violence	35	35	72
Stress Management	174	171	750
Parenting	84	84	250



**ADDITIONAL MENTAL HEALTH AND MEDICAL INFORMATION, *continued***

**Outpatient:**

There were 2,165 inmates on the mental health medical log at the beginning of December. Mental Health staff conducted the following contacts during the month:

Case Management Contacts	1,785
Requests for Interviews	510
Testing	0
Intakes	391
Unit Requests	1,235
Pre-Lockup Reviews	346
Routine Restrictive Housing Reviews	943
Restrictive Housing Rounds	14,910
PREA Evaluations	79
Routine Follow-up	706
834 Requests	54

**County Mental Health Requests:**

During December, there were 393 requests received of a mental health nature. Of those, 193 inmates were fast-tracked to ADC.

**County Medical Health Requests:**

During December, there were 710 requests received of a medical nature. A total of 11 inmates were fast-tracked to ADC.

**Medical Contract Reimbursements:**

Sanction reimbursements for ADC in November amounted to \$29,250.00.

**Deaths:**

There were eight inmate deaths during the month of December. All were unclaimed and then cremated, with the remains of seven then claimed by their families and one unclaimed.

**Wellpath:**

See attachment for Wellpath's report regarding outside beds and emergency room visits.

**Medical Grievances:**

In December, there were 102 appeals of medical grievances received and 99 appeals were answered. Three were found to be with merit and one with merit but resolved.

**SEX OFFENDER ASSESSMENT**

**Assessments Completed:**

Risk Level	December	September 1999 through December 2022
Level 1	0	1,225
Level 2	58	9,173
Level 3	22	7,716
Level 4	3	739
Default 3	0	*
<b>Total</b>	<b>83</b>	<b>18,853</b>
*Default Level 3's are included in the total number of Level 3's to date.		

**ACIC Numbers:**

The total number of sex offenders registered from September 1999 through December 2022:

Compliant	8,747
Delinquent	1,422
Confined	3,493
Out-of-State	4,189
Address Unknown	170
Deported	210
Incapacitated	111
Out of USA	32
<b>Total</b>	<b>18,374</b>

Consistent with current Arkansas law, deceased offenders no longer remain on the registry.

**PAWS IN PRISON**

December 2022 Unit	Enrolled	Graduated	Foster	Volunteer Hours
Hawkins Unit	5	3	2	0
Maximum Security Unit	9	6	0	0
McPherson Unit	7	0	0	0
North Central Unit	4	1	0	0
Ouachita River Correctional Unit	6	3	1	0
Randall L. Williams Unit	4	2	0	8
Tucker Unit	5	4	0	0
<b>Total</b>	<b>40</b>	<b>19</b>	<b>3</b>	<b>8</b>

**PAWS IN PRISON, *continued***

**Completed Paws in Prison Training:**

December 2022 Program Graduates	19
YTD 2022 Program Graduates	238
Total Graduates Since Inception (December 2011)	2,108
Dogs Currently in Foster (Graduated, but Not Adopted)	3
December 2022 Volunteer Hours	8
YTD Volunteer Hours	122

**INFORMATION TECHNOLOGY**

**INMATE TABLETS** – Within the Division of Correction, a total of 10,552 inmate tablets were utilized during December. Of those, 6,144 were base tablets at no cost. A total of 4,408 tablets were leased at \$5 per month and include premium content.

**INMATE VIDEO VISITS** – Inmates completed 8,811 video visits during the month and missed 385 within the Division of Correction.

**CONSTRUCTION/MAINTENANCE**

**PROJECT UPDATES**

SEE CONSTRUCTION BUDGET / STATUS REPORT IN ATTACHMENTS SECTION (PAGES 25-26).

**AGENCY HIGHLIGHTS**

**DECEMBER 2022**

**PROMOTIONS**

Some of the security promotions during the month of December included:

**Cummins Unit**

- Sgt. Tyler McElroy

**East Arkansas Regional Unit**

- Capt. Martin Padilla

**Grimes Unit**

- Lt. Richard Fry

**Maximum Security Unit**

- Lt. Adam Franklin
- Sgt. Jaylin Lee
- Lt. Jeremy Ridgle

**McPherson Unit**

- Sgt. Ronald Kruce
- Sgt. Rhett Lowe

**North Central Unit**

- Sgt. Jeremy Cottrell
- Sgt. Jacquelyn Peterman
- Sgt. Douglas Reeves

**Ouachita River Correctional Unit**

- Sgt. Brandon King

**Randall L. Williams Unit**

- Lt. Cortney Fox

**Tucker Unit**

- Sgt. Jazmine Pierce

**Varner Unit**

- Sgt. Jared Carter

**Wrightsville Unit**

- Sgt. Theresa Miles



Lt. Cortney Fox



Sgt. Jared Carter

**STAFF APPRECIATION**

The following were recently recognized for December Employee of Month honors:

- Cpl. Shawanda Jones, Hawkins Unit
- Sgt. Lanata Ridgle, Wrightsville Unit



Cpl. Shawanda Jones



Sgt. Lanata Ridgle

**CUMMINS STAFF RECEIVE THANK YOU IN THE FORM OF A SWEET TREAT**

In December, the Cummins Unit set up a hot cocoa bar as a gesture of appreciation for all of their hard-working staff.



**SUPT. PAGE RE-ELECTED TO NATIONAL BOARD**

Congratulations goes to Pine Bluff Complex Supt. Joe Page III on being re-elected to the American Correctional Association Board of Governors.



**ORCU FIELD CREW HONORS LATE SGT. IN CHRISTMAS PARADE**

On December 8, the field crew from the Ouachita River Correctional Unit had the privilege of supporting the community of Malvern by participating in the annual Christmas parade (photo next page). The crew used the opportunity to honor the life of Sgt. Russell Prater who passed away on the morning after the 2021 parade.

**AGENCY HIGHLIGHTS, *continued***



ORCU Field Crew

**EARU EMPLOYEES SPREAD HOLIDAY CHEER AT LOCAL MARIANNA NURSING HOME**

Employees of the East Arkansas Regional Unit took time out in December to spread a little holiday cheer and gifts with the residents of the Marianna's Crestpark Inn nursing home.

**CUMMINS UNIT FIELD CREW PARTICIPATE IN CHRISTMAS PARADE**

The Cummins Unit field crew showed their community support for the town of Dumas by taking part in their annual Christmas parade on December 5.



**HAWKINS UNIT HOSTS PATHWAY TO FREEDOM BANQUET**

In December, Pathway to Freedom, Inc. (PTF) held their annual Christmas banquet at the Hawkins Unit. Members of PTF, volunteers and staff from the Hawkins Unit served the offender population in attendance. PTF Founder Scott McLean expressed his gratitude to the Arkansas Department of Corrections and the Wrightsville Complex administration for the daily support given to have such a successful program.



**PAWS IN PRISON PROGRAM TURNS 11**

On December 8, 2011, the Paws in Prison program began at the Maximum Security, Ouachita River Correctional and Randall L. Williams units. Over the course of the past 11 years, the program was added to the Tucker, Hawkins, North Central and McPherson units. In addition to the valuable skills

that the inmate trainers have learned, more than 2,000 dogs have been rescued thanks in part to this great program.



**CUMMINS CELEBRATES 120th ANNIVERSARY**

December 13 marked the 120th anniversary of the first inmates arriving at what was then called the Cummins Prison Farm.

**ATTORNEY GENERAL RECOGNIZES THREE ADC OFFICERS WITH OFFICER OF THE YEAR HONORS**

On December 13, three Division of Correction officers were honored by the Arkansas Attorney General's office for exemplary service to the State at the 2022 Law Enforcement Officer of the Year awards and recognition luncheon.



Sgt. Tasha Clark

Attorney General Leslie Rutledge also presented a Valor Tribute to Lorna-Beth Caudell, the wife of fallen Division of Correction K-9 Sgt. Joshua Caudell, who was fatally wounded in the line of duty on February 28, 2022.

ADC officers recognized were:

- Sgt. Freddie Childs, Cummins Unit, Lincoln Co.
- Sgt. Tasha Clark, Ester Unit, Jefferson Co. and Central Region
- Cpl. William Whisenhunt, Ouachita River Correctional Unit, Hot Spring Co.

**DIVISION DIRECTOR SPEAKS TO NEWLY ELECTED SHERIFFS**

On December 14, ADC Director Dexter Payne, along with other members of the Arkansas Department of Corrections management team, spoke to newly elected sheriffs who will be taking office on January 1, 2023, at the "New Sheriff School" in Little Rock. The event served as an opportunity to share a basic overview of the DOC and its operations and procedures of which the new sheriffs will need to be familiar.



**CHRISTMAS WISHES OF 14 FULFILLED IN ANNUAL SANTA CENTRAL EVENT**


For their annual Santa Central event, the Arkansas Association of Correctional Employees Trust (AACET) purchased gifts for 14 children of DOC staff members this year. Staff shopped for and wrapped the gifts that were delivered to the children in time for Christmas.



## REGIONAL MAINTENANCE PROJECT HIGHLIGHTS DECEMBER 2022

### Brush, Leaf and Litter Cleanup for FFA at Camp Couchdale - Garland Co.

*Ouachita River Regional Maintenance – December 6:*



### Cleanup of Airport Fencerow - Star City

*Varner Regional Maintenance – December 12:*



### Setup of MLK Jr. Commission Historic Ninth Street District Food and Toy Giveaway - Little Rock

*Wrightsville Regional Maintenance – December 16:*



**2022 INFORMAL GRIEVANCE REPORT**

Month	BENTON	HAWK/M	HAWK/F	WRTS	EARU & MX	GRIMES	RLW	MCWR	MCPH	MSU	NCU	PBU	NWA	TU	TRCC	VSMX	VU	CU & CMU	ORCU	Ester	DRU	TOTAL
JAN	3	18	36	92	227	198	42	0	262	122	100	58	0	55	1	436	40	172	135	46	159	2,202
FEB	1	8	37	54	188	166	15	0	375	111	111	54	0	43	1	309	43	112	130	38	125	1,921
MAR	1	35	32	105	197	184	31	0	326	90	67	66	0	48	5	434	45	96	88	30	149	2,029
APR	0	15	25	72	207	176	18	0	285	95	86	46	0	68	0	487	33	143	139	25	98	2,018
MAY	0	7	17	40	209	187	39	0	283	75	91	34	0	41	1	343	31	87	138	34	83	1,740
JUN	0	10	24	65	244	246	46	0	300	54	87	76	0	49	0	317	35	129	94	40	116	1,932
JUL	0	1	36	69	197	235	20	2	217	54	66	48	0	63	0	258	23	142	97	35	119	1,682
AUG	0	9	15	60	146	272	25	0	264	82	59	56	0	48	1	345	38	164	148	45	126	1,903
SEPT	1	3	16	50	183	249	21	0	266	62	76	56	1	47	7	333	31	125	108	26	96	1,757
OCT	0	34	27	30	154	230	16	2	241	105	82	43	0	49	4	405	36	143	144	25	137	1,907
NOV	1	4	15	44	156	187	9	0	263	130	76	27	1	50	2	343	26	132	102	30	84	1,682
DEC	1	2	3	30	128	189	18	0	227	95	64	38	0	39	1	339	37	140	89	39	156	1,635
<b>TOTAL</b>	<b>8</b>	<b>146</b>	<b>283</b>	<b>711</b>	<b>2,236</b>	<b>2,519</b>	<b>300</b>	<b>4</b>	<b>3,309</b>	<b>1,075</b>	<b>965</b>	<b>602</b>	<b>2</b>	<b>600</b>	<b>23</b>	<b>4,349</b>	<b>418</b>	<b>1,585</b>	<b>1,412</b>	<b>413</b>	<b>1,448</b>	<b>22,408</b>

**2022 FORMAL GRIEVANCE REPORT**

Month	BENTON	HAWK/M	HAWK/F	WRTS	EARU & MX	GRIMES	RLW	MCWR	MCPH	MSU	NCU	PBU	NWA	TU	TRCC	VSMX	VU	CU & CMU	ORCU	Ester	DRU	TOTAL
JAN	2	4	14	42	310	103	33	0	115	136	61	29	0	49	0	193	12	134	83	23	87	1,430
FEB	0	1	13	32	244	98	11	0	126	132	58	54	0	27	1	177	25	90	66	22	75	1,252
MAR	0	11	10	35	208	122	31	0	139	135	40	33	0	46	1	204	19	66	75	12	68	1,255
APR	0	3	11	38	287	98	15	0	114	105	44	13	0	37	0	243	17	82	81	6	62	1,256
MAY	0	1	7	25	288	100	22	0	113	97	59	21	0	34	0	183	13	73	82	15	48	1,181
JUN	0	5	12	33	353	156	25	0	150	80	45	24	0	28	0	161	24	103	64	15	67	1,345
JUL	0	2	19	26	270	153	13	0	117	66	47	24	0	35	0	145	13	108	70	14	51	1,173
AUG	0	8	15	28	256	145	5	0	120	98	37	30	0	29	1	200	22	131	86	20	62	1,293
SEPT	2	6	14	28	307	138	9	0	135	99	54	35	0	27	2	221	24	97	76	11	54	1,339
OCT	0	13	10	12	246	144	10	0	119	119	37	22	0	27	0	169	29	117	61	7	68	1,210
NOV	2	6	6	23	250	118	4	0	99	109	42	16	0	28	0	164	14	117	54	13	35	1,100
DEC	1	5	6	18	250	100	7	0	86	100	35	15	0	26	0	174	21	139	56	11	82	1,132
<b>TOTAL</b>	<b>7</b>	<b>65</b>	<b>137</b>	<b>340</b>	<b>3,269</b>	<b>1,475</b>	<b>185</b>	<b>0</b>	<b>1,433</b>	<b>1,276</b>	<b>559</b>	<b>316</b>	<b>0</b>	<b>393</b>	<b>5</b>	<b>2,234</b>	<b>233</b>	<b>1,257</b>	<b>854</b>	<b>169</b>	<b>759</b>	<b>14,966</b>

Report includes Pine Bluff Reentry (PBR), Pine Bluff Unit (PBU) and Pine Bluff Work Release (PBW).

## INMATE INSTITUTIONAL GRIEVANCE APPEAL REPORT – DECEMBER 2022

	Acknowledged	Rejected	Processed W/O Merit	Processed W/ Merit
Benton Unit	1	0	0	0
Benton Work Release	0	0	0	0
Cummins Unit	11	7	5	0
Cummins Modular Unit	0	0	0	0
Delta Regional Unit	6	3	6	0
East Arkansas Regional Unit	11	2	6	0
East Arkansas Regional Max Unit	154	17	123	2
Ester Unit	1	0	1	0
Grimes Unit	21	12	28	0
Maximum Security Unit	49	17	46	1
Tucker Reentry	0	0	0	0
McPherson Unit	14	5	11	0
McPherson Mental Health Residential Program Unit	9	0	1	0
Mississippi County Work Release Center	0	0	0	0
Northwest Arkansas Work Release Center	0	0	0	0
North Central Unit	10	4	6	0
Ouachita River Correctional Unit	11	1	8	0
ORCU Hospital	0	0	0	0
ORCU New Commitment	0	0	0	0
ORCU Mental Health Residential Program Unit	1	0	1	0
Pine Bluff Unit	7	0	6	0
Pine Bluff Reentry	0	0	0	0
Randall L. Williams Correctional Facility	0	0	2	0
Texarkana Regional Correctional Center	0	0	0	0
Tucker Unit	14	2	14	0
Varner Super Max	49	28	58	0
Varner Unit	1	5	1	0
Wrightsville Unit	3	1	3	0
Hawkins Center	1	1	0	0
Hawkins for Males	0	0	1	0
Hawkins SPU	0	0	0	0
<b>Total</b>	<b>374</b>	<b>105</b>	<b>327</b>	<b>3</b>



## ADMISSIONS AND RELEASES – DECEMBER 2022

<b><u>Admissions</u></b>	<b><u>Male</u></b>	<b><u>Female</u></b>	<b><u>Total</u></b>
Asian	1	0	1
Black	111	13	124
Hispanic	8	2	10
Native American Indian	0	0	0
Native Hawaiian or Pacific Isl.	0	0	0
White	206	78	284
Other	0	0	0
Unknown	0	0	0
<b>Total</b>	<b>326</b>	<b>93</b>	<b>419</b>

<b><u>Releases</u></b>	<b><u>Male</u></b>	<b><u>Female</u></b>	<b><u>Total</u></b>
Asian	0	1	1
Black	109	13	122
Hispanic	13	0	13
Native American Indian	1	1	2
Native Hawaiian or Pacific Isl.	1	0	1
White	200	45	245
Other	0	0	0
Unknown	0	0	0
<b>Total</b>	<b>324</b>	<b>60</b>	<b>384</b>



ADC INMATE POPULATION GROWTH 2000-2028 - DECEMBER 2022

Updated 12/30/2022

Mo.	2000	2001	2002	2003	2004	2005	2006	2007	2008	2009	2010	2011	2012	2013	2014	2015	2016	2017	2018	2019	2020	2021	2022
Jan.	11,984	11,908	12,402	13,015	13,105	13,595	13,481	13,839	14,518	14,796	15,334	16,312	15,134	14,815	17,481	18,142	17,785	17,824	18,201	17,958	17,989	16,119	17,154
Feb.	12,169	12,022	12,529	13,054	13,166	13,783	13,633	14,012	14,603	14,883	15,374	16,209	14,990	15,008	17,438	18,082	17,625	17,608	17,998	17,846	18,181	16,120	17,077
March	12,006	12,033	12,299	13,108	13,088	13,418	13,534	13,772	14,580	14,843	15,290	16,095	14,964	14,665	17,395	18,233	17,573	17,666	18,089	17,898	17,860	16,085	16,992
April	12,069	12,167	12,465	13,213	13,323	13,469	13,554	13,851	14,769	14,937	15,570	16,172	15,124	14,850	17,604	18,703	17,815	17,798	18,227	17,977	17,331	16,250	17,059
May	12,109	12,384	12,558	13,463	13,556	13,528	13,711	14,146	14,880	15,146	15,694	16,062	15,132	15,074	17,593	18,693	17,769	17,652	17,945	17,817	16,694	16,476	17,229
June	12,005	12,108	12,439	13,418	13,389	13,251	13,430	13,915	14,700	15,025	15,564	15,554	14,832	14,825	17,340	18,813	17,973	17,963	17,972	17,942	16,552	16,560	17,129
July	12,030	12,190	12,622	13,509	13,528	13,286	13,560	14,082	14,868	15,195	15,807	15,519	14,879	15,379	17,522	18,870	18,130	18,180	18,005	18,002	16,511	16,638	17,109
August	12,087	12,371	12,815	13,565	13,632	13,419	13,646	14,224	15,100	15,385	15,829	15,240	14,675	16,103	17,549	18,806	17,919	18,051	17,751	18,090	16,367	16,655	17,274
September	11,983	12,289	12,774	13,341	13,516	13,237	13,652	14,217	14,850	15,285	16,025	15,172	14,724	16,412	17,605	18,549	18,026	18,179	17,865	17,856	16,215	16,698	17,432
October	12,119	12,348	12,942	13,341	13,584	13,363	13,775	14,349	14,836	15,381	16,311	15,271	14,856	16,993	17,880	18,430	18,127	18,348	17,943	17,947	16,311	16,821	17,480
November	12,094	12,408	13,162	13,408	13,706	13,587	13,913	14,437	15,025	15,340	16,460	15,205	14,625	17,168	17,848	17,981	17,573	17,973	17,666	18,060	16,165	16,982	17,521
December	11,856	12,333	12,845	13,106	13,470	13,338	13,728	14,315	14,716	15,199	16,204	15,062	14,654	17,235	17,874	17,707	17,537	18,078	17,799	17,759	16,094	17,023	17,648
Net Ann. Inc.	29	477	512	261	364	-132	390	587	401	483	1,005	-1,142	-408	2,581	639	-167	-170	541	-279	-40	-1,665	929	625
Avg. Mo. Inc.	2	40	43	22	30	-11	33	49	33	40	84	-95	-34	215	53	-14	-14	45	-23	-3	-139	77	52

Population is total jurisdictional count at end of each month. Population at end of month December 1999 was 11,827.

Average monthly population increased for past fifteen years 2007 - 2021 is 18

Average monthly population increased for past ten years Jan. 2012 - Dec 2021 is 16

Average monthly population decreased for past five years 2017 - 2021 is -9

Projected at Growth of 18 per Month

Mo.	2008	2009	2010	2011	2012	2013	2014	2015	2016	2017	2018	2019	2020	2021	2022	2023	2024	2025	2026	2027	2028
	Actual	Actual	Actual	Actual	Actual	Actual	Actual	Actual	Actual	Actual	Actual	Actual	Actual	Actual	Actual/Proj	Proj.	Proj.	Proj.	Proj.	Proj.	Proj.
January	14,518	14,796	15,334	16,312	15,134	14,815	17,481	18,142	17,785	17,824	18,201	17,958	17,989	16,119	17,154	17,666	17,882	18,098	18,314	18,530	18,746
February	14,603	14,883	15,374	16,209	14,990	15,008	17,438	18,082	17,625	17,608	17,998	17,846	18,181	16,120	17,077	17,684	17,900	18,116	18,332	18,548	18,764
March	14,580	14,843	15,290	16,095	14,964	14,665	17,395	18,233	17,573	17,666	18,089	17,898	17,860	16,085	16,992	17,702	17,918	18,134	18,350	18,566	18,782
April	14,769	14,937	15,570	16,172	15,124	14,850	17,604	18,703	17,815	17,798	18,227	17,977	17,331	16,250	17,059	17,720	17,936	18,152	18,368	18,584	18,800
May	14,880	15,146	15,694	16,062	15,132	15,074	17,593	18,693	17,769	17,652	17,945	17,817	16,694	16,476	17,229	17,738	17,954	18,170	18,386	18,602	18,818
June	14,700	15,025	15,564	15,554	14,832	14,825	17,340	18,813	17,973	17,963	17,972	17,942	16,552	16,560	17,129	17,756	17,972	18,188	18,404	18,620	18,836
July	14,868	15,195	15,807	15,519	14,879	15,379	17,522	18,870	18,130	18,180	18,005	18,002	16,511	16,638	17,109	17,774	17,990	18,206	18,422	18,638	18,854
August	15,100	15,385	15,829	15,240	14,675	16,103	17,549	18,806	17,919	18,051	17,751	18,090	16,367	16,655	17,274	17,792	18,008	18,224	18,440	18,656	18,872
September	14,850	15,285	16,025	15,172	14,724	16,412	17,605	18,549	18,026	18,179	17,865	17,856	16,215	16,698	17,432	17,810	18,026	18,242	18,458	18,674	18,890
October	14,836	15,381	16,311	15,271	14,856	16,993	17,880	18,430	18,127	18,348	17,943	17,947	16,311	16,821	17,480	17,828	18,044	18,260	18,476	18,692	18,908
November	15,025	15,340	16,460	15,205	14,625	17,168	17,848	17,981	17,573	17,973	17,666	18,060	16,165	16,982	17,521	17,846	18,062	18,278	18,494	18,710	18,926
December	14,716	15,199	16,204	15,062	14,654	17,235	17,874	17,707	17,537	18,078	17,799	17,759	16,094	17,023	17,648	17,864	18,080	18,296	18,512	18,728	18,944
Net Ann. Inc.	401	483	1,005	-1,142	-408	2,581	639	-167	-170	541	-279	-40	-1,665	929	625	216	216	216	216	216	216
Ave. Mo. Inc.	33	40	84	-95	-34	215	53	-14	-14	45	-23	-3	-139	77	52	18	18	18	18	18	18

MONTHLY POPULATION AVERAGES - DECEMBER 2022

Unit/Center	12/1	12/2	12/5	12/6	12/7	12/8	12/9	12/12	12/13	12/14	12/15	12/16	12/19	12/20	12/21	12/22	12/23	12/26	12/27	12/28	12/29	12/30	AVG
Benton	336	336	334	341	347	347	349	355	360	358	358	357	358	358	359	358	356	356	356	355	355	354	352
Cummins	1,984	1,983	1,978	1,984	1,979	1,972	1,981	1,976	1,967	1,981	1,981	1,981	1,985	1,986	1,987	1,989	1,986	1,986	1,986	1,984	1,981	1,979	1,982
Delta	619	620	620	617	616	616	614	621	615	623	620	619	619	621	627	625	623	624	624	624	624	621	621
East AR Reg	1,593	1,593	1,597	1,595	1,583	1,582	1,590	1,595	1,593	1,592	1,584	1,584	1,584	1,584	1,584	1,592	1,585	1,585	1,585	1,585	1,593	1,579	1,588
Ester	572	571	570	570	575	572	575	576	573	572	574	577	578	577	571	571	575	576	576	576	576	578	574
Grimes	1,066	1,065	1,070	1,066	1,059	1,059	1,068	1,070	1,066	1,066	1,058	1,058	1,064	1,064	1,062	1,064	1,068	1,068	1,068	1,068	1,062	1,071	1,065
Max Sec	561	561	562	562	561	561	561	561	562	562	562	562	558	558	558	557	556	556	556	557	557	557	559
McPherson	959	957	961	964	967	974	974	976	976	974	982	983	983	982	977	980	978	978	978	977	982	982	975
MCWRC	156	156	156	156	156	156	156	156	156	155	155	155	155	155	155	156	156	156	156	156	156	156	156
N Central	831	819	816	833	834	832	832	831	838	835	833	832	830	830	830	829	829	829	829	829	838	837	831
NWAWRC	98	100	100	100	100	100	100	100	100	100	100	100	100	100	100	100	100	100	100	100	100	100	100
Ouachita River	1,813	1,798	1,816	1,818	1,816	1,807	1,809	1,802	1,801	1,805	1,798	1,791	1,807	1,807	1,806	1,796	1,789	1,790	1,790	1,771	1,788	1,770	1,799
Randall L Williams	523	524	522	534	529	541	541	526	540	542	541	542	535	533	539	524	523	522	522	524	524	532	531
Pine Bluff	546	550	552	549	548	546	550	549	548	549	550	551	547	546	547	551	551	551	551	550	549	546	549
PB Reentry	54	54	53	53	53	54	54	53	53	53	54	54	54	54	54	54	54	54	54	54	54	54	54
TRCC	126	126	125	125	125	125	125	127	127	127	127	127	127	126	126	125	124	124	124	124	123	118	125
Tucker	614	611	611	617	620	622	621	620	616	615	616	616	617	617	617	614	616	616	616	616	615	612	616
Varner	1,620	1,617	1,614	1,610	1,612	1,610	1,608	1,608	1,608	1,606	1,604	1,625	1,626	1,626	1,638	1,638	1,633	1,633	1,633	1,639	1,637	1,638	1,622
Wrightsville	851	842	853	852	845	847	845	841	837	837	843	849	846	845	843	848	847	846	846	847	850	850	846
WR Hawkins-Females	253	253	253	253	250	248	245	243	241	240	238	238	239	237	244	244	242	242	242	251	251	250	245
WR Hawkins-Males	197	199	199	200	199	197	197	197	196	199	198	198	198	198	199	198	197	198	198	198	197	198	198
Total ADC	15,372	15,335	15,362	15,399	15,374	15,368	15,395	15,383	15,373	15,391	15,376	15,399	15,410	15,404	15,423	15,413	15,388	15,390	15,390	15,385	15,412	15,382	15,388
ALETA	18	18	18	18	18	18	18	18	18	18	18	18	18	18	18	18	18	18	18	18	18	18	18
Ar State Police	53	53	53	52	52	52	52	52	52	52	52	52	52	52	52	52	52	52	52	52	52	51	52
Co Jail / M	1,716	1,735	1,717	1,690	1,698	1,728	1,704	1,698	1,724	1,704	1,740	1,736	1,720	1,738	1,730	1,733	1,743	1,742	1,743	1,773	1,768	1,786	1,730
Co Jail / F	92	98	100	94	91	86	82	85	90	89	82	85	85	85	92	95	93	93	93	87	83	84	89
Total Co Jail BK	1,808	1,833	1,817	1,784	1,789	1,814	1,786	1,783	1,814	1,793	1,822	1,821	1,805	1,823	1,822	1,828	1,836	1,835	1,836	1,860	1,851	1,870	1,819
309/M	195	199	199	199	201	201	201	199	199	200	200	200	207	206	206	205	205	205	205	205	204	204	202
309/F	92	92	93	93	95	94	94	95	95	95	95	95	94	94	93	93	95	95	95	95	95	95	94
Total Act 309	287	291	292	292	296	295	295	294	294	295	295	295	301	300	299	298	300	300	300	300	299	299	296
Total Non ADC	2,166	2,195	2,180	2,146	2,155	2,179	2,151	2,147	2,178	2,158	2,187	2,186	2,176	2,193	2,191	2,196	2,206	2,205	2,206	2,230	2,220	2,238	2,185
Total	17,538	17,530	17,542	17,545	17,529	17,547	17,546	17,530	17,551	17,549	17,563	17,585	17,586	17,597	17,614	17,609	17,594	17,595	17,596	17,615	17,632	17,620	17,573

## RESTRICTIVE HOUSING QUARTERLY REPORT OCTOBER 1, 2022 TO DECEMBER 31, 2022

### Restrictive Housing Disciplinary Counts

12-3 : Failure to Obey Order of Staff	474
04-8 : Battery - Use of Force on an Inmate	302
12-4 : Refusing a Direct Verbal Order	247
05-3 : Assault - Verbal or Written Threat	233
11-1 : Insolence To A Staff Member	230
03-5 : Out of Place of Assignment	210
02-16 : Refusal To Submit To Testing	205
09-3 : Possession/Introduction Drugs	135
09-15 : Possession/Introduction/Use of Cell Phone	124
02-17 : Creating Unnecessary Noise	122
05-5 : Provoking or Agitating a Fight	111
10-3 : Indecent Exposure	111
01-1 : Banding Together/Demonstration	103
09-5 : Possession/Introduction Of Clothing	83
07-1 : Unauthorized Use Of State Property	62
02-12 : Keep Person/Quarters W Regulat	60
08-4 : Destruction Of Property	56
03-3 : Unexcused Absence From Work/School	54
13-2 : Lying To A Staff Member	50
02-13 : Breaking Into Or Disrupt Line	48

### Disciplinary Categories

Violence to Others	358
Possession of Drug-Related Contraband	135
Masturbation/Indecent Exposure	116
Sex with Another Person	26
Other Violations	2,821

Inmates Placed in RH	2,118
----------------------	-------

### Population Demographics

RACE	GENDER		Total
	M	F	
Asian	2	0	2
Black	1,868	79	1,947
Caucasian	1,308	94	1,402
Hispanic	84	4	88
NA Indian	8	1	9
Native Hawaiian or Pacific Isl	3	0	3
Other	3	0	3
<b>TOTAL</b>	<b>3,276</b>	<b>178</b>	<b>3,454</b>

Protective Custody	5
21 or Younger	52
55 or Older	198
SMI	48

### Suicides/Deaths in Restrictive Housing

Suicides	1
Suicide Attempts	30
Deaths	4

## FISCAL YEAR 2023 COUNTY JAIL BACKUP - DECEMBER 2022

DAY	Jul-22	Aug-22	Sep-22	Oct-22	Nov-22	Dec-22
1	1,515	1,551	1,671	* 1,781	1,673	1,808
2	* 1,515	1,507	1,683	* 1,781	1,692	1,833
3	* 1,515	1,538	* 1,683	1,780	1,710	* 1,833
4	1,528	1,538	* 1,683	1,791	1,721	* 1,833
5	1,528	1,573	1,687	1,758	* 1,721	1,817
6	1,527	* 1,573	1,686	1,762	* 1,721	1,784
7	1,554	* 1,573	1,725	1,771	1,740	1,789
8	1,551	1,556	1,717	* 1,771	1,736	1,814
9	* 1,551	1,550	1,742	* 1,771	1,760	1,786
10	* 1,551	1,548	* 1,742	1,797	1,806	* 1,786
11	1,528	1,587	* 1,742	1,751	1,806	* 1,786
12	1,538	1,604	1,774	1,770	* 1,806	1,783
13	1,522	* 1,604	1,800	1,738	* 1,806	1,814
14	1,534	* 1,604	1,771	1,721	1,805	1,793
15	1,533	1,620	1,768	* 1,721	1,785	1,822
16	* 1,533	1,638	1,766	* 1,721	1,798	1,821
17	* 1,533	1,636	* 1,766	1,718	1,791	* 1,821
18	1,510	1,665	* 1,766	1,728	1,765	* 1,821
19	1,525	1,636	1,802	1,689	* 1,765	1,805
20	1,539	* 1,636	1,845	1,709	* 1,765	1,823
21	1,541	* 1,636	1,876	1,710	1,780	1,822
22	1,587	1,669	1,872	* 1,710	1,805	1,828
23	* 1,587	1,651	1,853	* 1,710	1,815	1,836
24	* 1,587	1,687	* 1,853	1,692	1,805	* 1,836
25	1,574	1,710	* 1,853	1,681	1,805	* 1,836
26	1,590	1,690	1,806	1,704	* 1,805	1,835
27	1,566	* 1,690	1,800	1,671	* 1,805	1,836
28	1,540	* 1,690	1,812	1,676	1,804	1,860
29	1,525	1,671	1,804	* 1,676	1,808	1,851
30	* 1,525	1,655	1,781	* 1,676	1,749	1,870
31	* 1,525	1,652		1,696		* 1,870
<b>Avg Daily Backup</b>	<b>1,541</b>	<b>1,617</b>	<b>1,771</b>	<b>1,730</b>	<b>1,772</b>	<b>1,821</b>

Notes: Totals do not include 309 Contracts in County Jails (maximum of 336)

County Jail Back-up Average for December 2022 - 1,821

County Jail Back-up Fiscal Year Average as of December 30, 2022 - 1,709

Short-Term Revocation Program Average for December 2022 - 466

Short-Term Revocation Program Fiscal Year Average as of December 30, 2022 - 525



## STTG UNIT COUNTS – DECEMBER 2022

Unit	Beginning Total	Confirmed	Suspected	In	Out	Paroled	Removed	Ending Total	Total Unit Population	Unit % of STTG's
Benton	101	0	0	10	7	2	0	102	355	28.73%
Cummins	687	0	0	39	36	6	0	684	1,850	36.97%
Delta	197	0	0	14	15	0	0	196	472	41.53%
EARU	667	0	0	33	22	11	0	667	1,586	42.06%
Ester	118	0	0	15	6	8	0	119	583	20.41%
Grimes	366	1	0	21	8	7	0	373	1,070	34.86%
Hawkins	52	0	0	3	3	0	0	52	447	11.63%
Max	281	0	0	11	9	2	0	281	557	50.45%
McPherson	45	0	0	2	0	0	0	47	992	4.74%
MCWR	43	0	0	8	4	1	0	46	156	29.49%
NCU	261	2	0	21	10	23	0	251	827	30.35%
NWAWR	31	0	0	1	0	1	0	31	100	31.00%
ORCU	345	0	0	80	69	12	0	344	1,526	22.54%
ORCU Intake	60	105	0	0	91	0	0	74	245	30.20%
Pine Bluff	184	0	0	11	33	6	0	156	606	25.74%
RLW	217	0	0	39	32	10	0	214	537	39.85%
TWR	38	0	0	10	11	0	0	38	118	32.20%
Tucker	205	0	0	13	7	4	0	207	612	33.82%
Varner	693	0	0	68	66	10	0	685	1,636	41.87%
Wrightsville	301	0	0	18	15	6	0	298	847	35.18%
<b>Total</b>	<b>4,892</b>	<b>108</b>	<b>0</b>	<b>417</b>	<b>444</b>	<b>109</b>	<b>0</b>	<b>4,865</b>	<b>15,122</b>	<b>32.17%</b>

ORCU Intake brought in 105 new STTG members into ADC last month.

## STTG DISCIPLINARY REPORT – DECEMBER 2022

Unit	STTG Incidents	STTG Suspected Incidents	Total Unit Disciplinary	Disciplinary Involving STTG	Percentage
Benton	0	0	18	6	33.33%
Cummins	0	0	191	115	60.21%
Delta	0	0	161	86	53.42%
EARU	0	0	126	72	57.14%
Easter	0	0	20	3	15.00%
Grimes	1	1	142	90	63.38%
Hawkins	0	0	1	0	0.00%
Max	0	0	75	46	61.33%
McPherson	0	0	118	11	9.32%
MCWR	0	0	2	1	50.00%
NCU	1	0	97	41	42.27%
NWAWR	0	0	1	0	0.00%
ORCU	0	0	125	48	38.40%
ORCU Intake	0	0	7	5	71.43%
Pine Bluff	0	0	46	23	50.00%
RLW	0	0	120	54	45.00%
TWR	0	0	7	2	28.57%
Tucker	0	0	75	36	48.00%
Varner	0	0	132	74	56.06%
Wrightsville	0	0	95	50	52.63%
<b>Total</b>	<b>2</b>	<b>1</b>	<b>1,559</b>	<b>763</b>	<b>48.94%</b>

## STTG COUNTS BY STTG SET – DECEMBER 2022

STTG Set	Benton	Cummins	Delta	EARU	Ester	Grimes	Hawkins	Max	McPherson	MCWR	NCU	NWAWR	ORCU	Intake	PB	RLW	TWR	Tucker	Varner	Wrightsville	Total
Asian	1	1	1	1	0	0	0	0	0	0	1	0	1	0	0	2	0	0	1	0	9
Bloods	22	146	24	133	20	74	6	58	4	5	35	7	45	18	21	34	7	28	155	48	890
Crips	11	76	22	88	15	40	10	39	5	8	14	4	37	8	17	17	2	21	103	35	572
Folk	5	65	0	50	6	33	3	28	2	0	12	8	97	16	10	8	4	17	66	21	451
GD	20	153	36	174	21	84	10	73	7	13	54	0	19	4	37	56	11	53	142	64	1,031
Mexican	6	23	6	17	5	10	3	8	1	3	8	1	6	3	5	8	0	9	21	15	158
Motorcycle	0	5	1	2	0	0	0	1	1	0	1	1	2	0	1		0	0	1	2	18
Other	4	8	15	23	9	10	1	6	3	1	12	1	14	2	10	10	1	7	16	5	158
People	1	34	2	24	2	19	1	18	4	1	14	1	7	2	7	11	1	9	5	11	174
Unknown	1	21	4	8	0	1	0	1	6	0	3	1	0	0	0	0	1	2	2	10	61
W/S	19	66	57	47	17	48	7	8	8	12	42	2	74	14	31	35	11	23	75	36	632
AB	0	11	1	3	4	4	1	3	1	0	2	2	2	0	0	2	0	5	18	5	64
AC	0	8	5	14	4	5	0	6	1	0	9	1	2	1	4	4	0	4	12	5	85
NAE	5	36	9	40	9	19	2	15	2	2	15	1	18	3	2	12	0	12	30	16	248
WAR	7	31	13	43	7	26	8	17	2	1	29	1	20	3	11	15	0	17	38	25	314
<b>Total</b>	<b>102</b>	<b>684</b>	<b>196</b>	<b>667</b>	<b>119</b>	<b>373</b>	<b>52</b>	<b>281</b>	<b>47</b>	<b>46</b>	<b>251</b>	<b>31</b>	<b>344</b>	<b>74</b>	<b>156</b>	<b>214</b>	<b>38</b>	<b>207</b>	<b>685</b>	<b>298</b>	<b>4,865</b>

Key:

GD = Gangster Disciples

W/S = White Supremacist

NAE = New Aryan Empire

WAR = White Aryan Resistance

AC = Aryan Circle

AB = Aryan Brotherhood

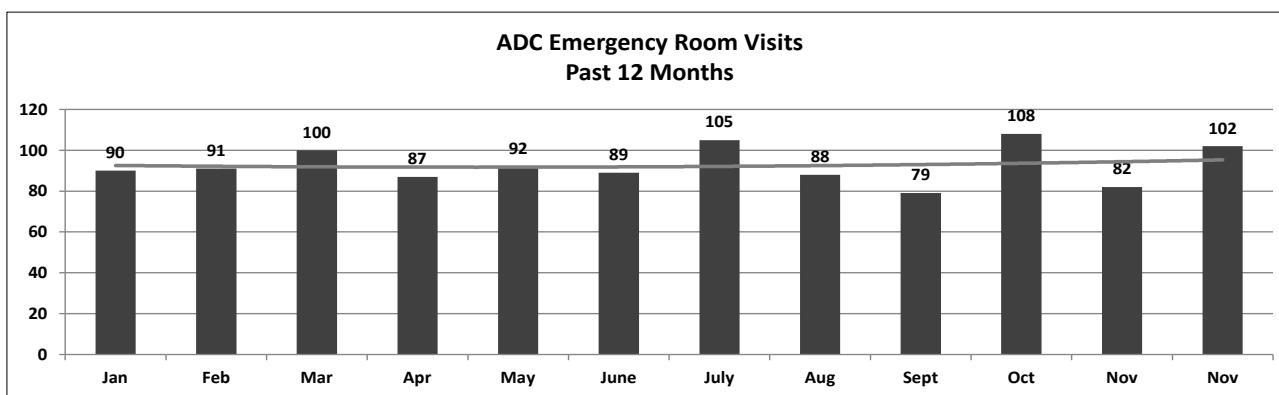
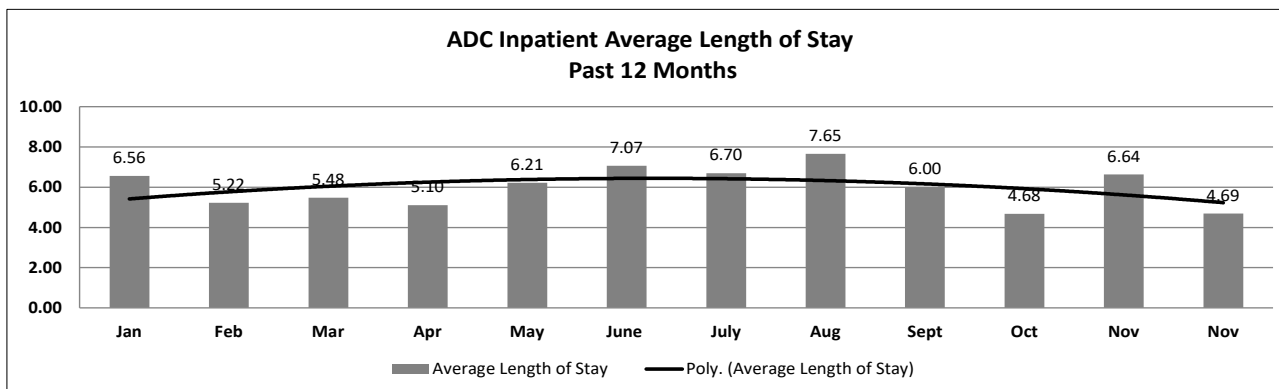
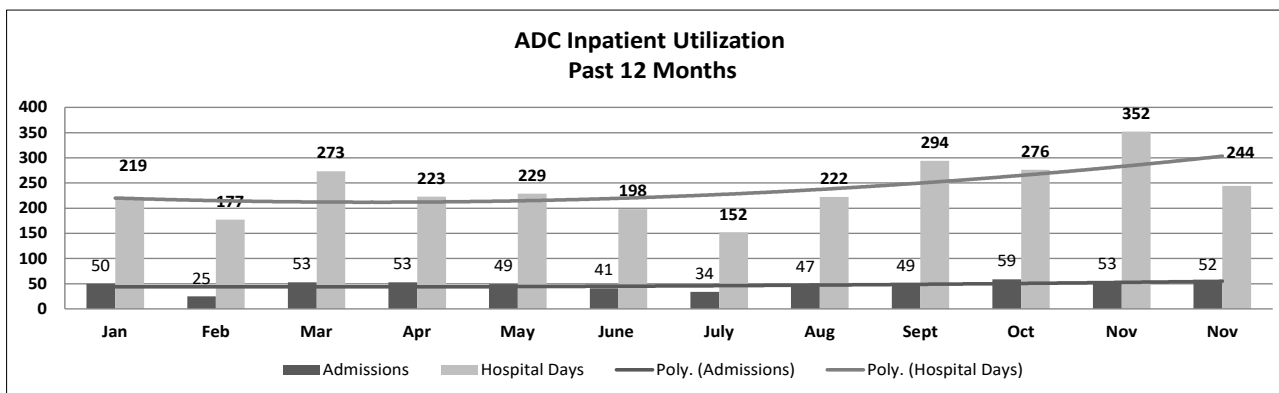
## ADC INPATIENT AND EMERGENCY ROOM UTILIZATION

**ADC Inpatient Statistics Past 12 Months**

	2022												Average
	Jan	Feb	Mar	Apr	May	June	July	Aug	Sept	Oct	Nov	Nov	
<b>Admissions</b>	50	25	53	53	49	41	34	47	49	59	53	52	<b>47.1</b>
<b>Hospital Days</b>	219	177	273	223	229	198	152	222	294	276	352	244	<b>238.3</b>
<b>Average Length of Stay</b>	6.56	5.22	5.48	5.10	6.21	7.07	6.70	7.65	6.00	4.68	6.64	4.69	<b>5.06</b>

**ADC ER Visits Past 12 Months**

	2022												Average
	Jan	Feb	Mar	Apr	May	June	July	Aug	Sept	Oct	Nov	Nov	
<b>Emergency Room Visits</b>	90	91	100	87	92	89	105	88	79	108	82	102	<b>92.8</b>





## MEDICAL GRIEVANCE BOARD REPORT - DECEMBER 2022

Unit	Acknowledged/ Received	Rejected	Reviewed & Signed by Dep Director	With Merit	With Merit, but Resolved	% With Merit	Without Merit
Benton	0	0	0	0	0	0.00%	0
CMU	0	0	0	0	0	0.00%	0
Cummins	23	5	20	0	0	0.00%	20
Delta	3	1	1	0	0	0.00%	1
EARU	6	1	4	0	0	0.00%	4
EARU Max	7	0	8	0	1	12.50%	7
Ester	2	0	0	0	0	0.00%	0
Grimes	18	2	20	0	0	0.00%	20
Hawkins	0	1	1	0	0	0.00%	1
McPherson	6	1	11	1	0	9.09%	10
MCWRC	0	0	0	0	0	0.00%	0
MSU	5	3	3	0	0	0.00%	3
North Central	5	0	4	0	0	0.00%	4
NWAWRC	0	0	0	0	0	0.00%	0
Ouachita	5	2	10	0	0	0.00%	10
Pine Bluff	0	0	6	2	0	33.33%	4
Randall L. Williams	0	0	0	0	0	0.00%	0
SNN	0	0	0	0	0	0.00%	0
TRCC	0	0	0	0	0	0.00%	0
Tucker	7	0	3	0	0	0.00%	3
Varner	4	1	0	0	0	0.00%	0
Varner Super Max	9	2	6	0	0	0.00%	6
WRU	1	0	2	0	0	0.00%	2
WHM	1	0	0	0	0	0.00%	0
WWR	0	0	0	0	0	0.00%	0
<b>Total</b>	<b>102</b>	<b>19</b>	<b>99</b>	<b>3</b>	<b>1</b>	<b>4.04%</b>	<b>95</b>

### CHAPLAINCY

Month: December Year: 2022	CUMMINS	DELTA REGIONAL	EAST ARKANSAS	EAST ARKANSAS MAX	ESTER	GRIMES	HAWKINS	MAXIMUM	MCPHERSON	NORTH CENTRAL	OUACHITA RIVER	PINE BLUFF	RANDALL L. WILLIAMS	TUCKER	VARNER	VARNER MAX	WRIGHTSVILLE	TOTAL
<b>Services Chaplains Oversaw</b>																		
Christian																		
Population	4	5	2	0	4	7	0	4	6	8	11	2	12	4	7	0	2	78
Segregation	0	0	0	0	0	0	0	4	0	0	0	0	0	0	0	0	0	4
Muslim																		
Population	1	3	0	0	4	3	0	3	5	5	5	0	4	0	4	0	0	37
Segregation	0	0	0	0	0	0	0	5	0	0	0	0	0	0	0	0	0	5
<b>124</b>																		
<b>Volunteers in Charge</b>																		
Protestant	12	0	6	0	10	4	26	9	23	3	2	8	0	16	0	0	6	125
Catholic	1	0	0	0	0	0	0	0	2	3	4	1	0	0	0	0	0	11
Muslim	0	0	1	0	0	0	1	1	5	0	0	0	1	1	0	0	0	10
Other	1	4	2	0	0	0	0	0	7	0	4	0	0	0	0	0	0	18
Baptism	3	0	0	0	0	4	0	0	0	0	0	0	0	7	0	0	0	14
<b>Marriages</b>																		
	0	0	0	0	0	0	0	0	0	0	0	0	0	0	0	0	0	0
<b>Distributed by Chaplains</b>																		
Greeting Cards	547	1,800	1,132	271	1,700	112	0	2,272	2,378	3,037	117	1,922	1,587	842	4,973	1,626	200	24,516
Bibles, Quran, Torah, Etc.	36	6	23	36	34	39	30	14	51	50	222	15	17	1	15	17	9	615
Study Course	0	1	97	72	44	10	3	0	18	0	39	19	5	2	0	0	0	310
Writing Supplies	0	0	0	0	15	129	45	646	49	0	500	2	0	0	0	0	0	1,386
Literature	1,458	53	1,563	1,118	975	365	250	645	108	825	356	2,021	31	995	2,458	943	1,100	15,264
<b>Chaplain's Visits</b>																		
Barracks	75	9	32		12	106	4	4	121	83	66	29	54	78	40	41	21	775
Approximate Hours Spent in Barracks	38	35	5	0	6	21	8	6	37	21	33	10	27	20	32	12	18	329
Inmate Office visits	0	76	28	0	51	213	51	8	73	66	62	27	16	278	72	0	12	1,033
Other Office visits	0	13	31	3	8	37	7	4	15	20	41	49	2	45	65	7	0	347
Hospital	1	0	0	0	0	0	0	0	0	0	7	0	0	0	0	0	0	8
Infirmary/Sick Call	4	3	6	0	4	2	0	5	15	4	9	0	2	2	4	0	4	64
Restrictive/Punitive Housing	6	3	0	5	4	13	5	5	18	4	8	0	2	4	4	4	3	88
PC - DRU		3																3
Visitation Days	0	0	0	0	0	0	0	0	0	0	0	0	0	0	0	0	0	0
<b>Volunteer Visits</b>																		
RCV	0	0	3	0	0	0	0	0	5	0	0	15	0	0	0	0	0	23
OCV	20	12	7	0	0	0	0	15	24	16	0	0	6	15	20	0	0	135
Spiritual Advisor	0	0	0	0	0	0	0	0	0	0	0	0	0	0	0	0	0	0
CRA	38	3	35	12	12	61	35	16	76	13	27	7	14	61	10	7	22	449
<b>Religious Volunteer Hours</b>																		
Volunteer Hours	56	33	132	27	22	257	35	156	334	438	101	71	38	251	56	26	52	2,085
Denominational/Volunteer Chaplain Hours	18	0	6	0	3	19	78	21	84	225	25	77	0	26	5	0	30	617
<b>2,702</b>																		
<b>Other Activities of Chaplain</b>																		
Counseled Employees	11	3	14	0	10	7	5	2	25	10	31	1	4	12	121	0	10	266
Orientation Sessions	3	0	0	0	0	0	0	0	0	0	0	0	0	0	0	0	0	3
Free World Devotions	0	3	3	0	4	5	0	2	0	0	0	0	0	2	17	0	0	36
Spoke in Churches	8	5	3	0	4	4	0	2	0	0	0	1	0	4	16	0	0	47
Crisis Intervention Sessions	19	7	0	0	0	1	4	0	22	6	21	5	8	6	7	2	5	113
Marriage Counseling	0	0	0	0	0	0	0	0	0	0	0	0	0	0	0	0	0	0
Denominational Meeting	0	0	0	0	1	0	0	0	0	0	0	2	0	0	0	0	0	3
Chaplain's Meeting	3	1	0	0	1	2	0	0	1	1	1	1	1	1	3	0	1	17
Volunteer Training Session	0	0	0	0	0	1	0	1	1	2	0	0	0	1	0	0	0	6
<b>Chaplain Transfers</b>																		
	0	0	0	0	0	0	0	0	0	0	0	0	0	0	0	0	0	0
<b>Chaplain Promotions</b>																		
	0	0	0	0	0	0	0	0	0	0	0	0	0	0	0	0	0	0
<b>PAL PROGRAM</b>																		
Enrolled at start of month	60	24	47	0	56	42	17	18	53	59	33	0	0	56	50	0	26	541
Enrolled during the month	2	1	3	0	18	9	4	0	8	4	1	0	0	4	3	0	12	69
Removed From PAL Program																		
# Paroled	1	0	0	0	0	2	3	0	2	0	1	0	0	1	0	0	0	10
# Completed	2	0	0	0	18	1	0	0	3	1	0	0	0	0	0	0	0	25
# Withdraw	0	0	0	0	0	2	1	0	2	0	0	0	0	0	0	0	0	5
# Removed	0	1	0	0	0	2	1	0	0	2	1	0	0	6	2	0	0	15
# Transferred	1	1	0	0	0	2	2	0	0	0	0	0	0	1	3	0	8	18
Total Removed from PAL Program	4	2	0	0	18	9	7	0	7	3	2	0	0	8	5	0	8	73
Total Enrolled at the End of the Month	58	23	50	0	56	42	14	18	54	60	32	0	0	52	48	0	30	537
<b>Volunteers in PAL</b>																		
	11	1	6	0	6	8	17	6	32	9	3	0	0	7	1	0	0	107
<b>Special Events:</b>																		
	1	1	3	0	2	1	1	1	1	1	1	1	0	1	1	1	1	18

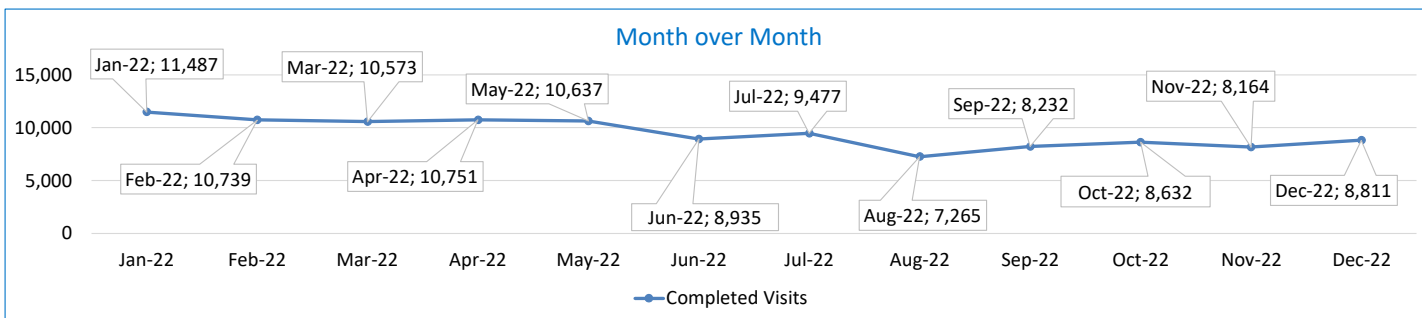
## SECURUS VIDEO VISITATION REPORT DECEMBER 2022

### AR-DOC SVV Activity Tracker

Total ADP 15,505

Total Visits by Month	Jan-22	Feb-22	Mar-22	Apr-22	May-22	Jun-22	Jul-22	Aug-22	Sep-22	Oct-22	Nov-22	Dec-22
Total (Includes SuperMax)	11,487	10,739	10,573	10,751	10,637	8,935	9,477	7,265	8,232	8,632	8,164	8,811
Target Objective	15,587	15,587	15,587	15,587	15,587	15,587	15,587	15,587	15,587	15,587	15,587	15,587

#### Anywhere Visitation Performance:



Site	Current Month	Previous Month
<b>Benton</b>	152	137
<b>Cummins</b>	776	756
<b>Delta Regional</b>	386	367
<b>East Arkansas Regional</b>	1,005	920
<b>Ester</b>	171	389
<b>Grimes</b>	715	681
<b>J Aaron Hawkins Sr.</b>	605	349
<b>Tucker Max</b>	352	232
<b>McPherson</b>	473	457
<b>Mississippi County WRC</b>	57	80
<b>North Central</b>	714	605
<b>NW Arkansas WRC</b>	102	82
<b>Ouachita River</b>	882	855
<b>Pine Bluff Complex</b>	376	361
<b>Randall L Williams</b>	172	118
<b>State Police Barracks</b>	80	90
<b>Texarkana Regional</b>	82	56
<b>Tucker Unit</b>	256	263
<b>Varner</b>	963	936
<b>Wrightsville Unit</b>	474	413
<b>Pine Bluff Reentry</b>	18	17
<b>Tucker Reentry</b>	0	0
<b>Total:</b>	<b>8,811</b>	<b>8,164</b>

Site	Current Month	Previous Month
<b>Benton</b>	2	6
<b>Cummins</b>	57	19
<b>Delta Regional</b>	8	6
<b>East Arkansas Regional</b>	37	17
<b>Ester</b>	78	2
<b>Grimes</b>	7	21
<b>J Aaron Hawkins Sr.</b>	7	54
<b>Tucker Max</b>	14	23
<b>McPherson</b>	13	14
<b>Mississippi County WRC</b>	20	5
<b>North Central</b>	24	15
<b>NW Arkansas WRC</b>	6	4
<b>Ouachita River</b>	13	16
<b>Pine Bluff Complex</b>	8	4
<b>Randall L Williams</b>	4	3
<b>State Police Barracks</b>	4	3
<b>Texarkana Regional</b>	4	2
<b>Tucker Unit</b>	17	2
<b>Varner</b>	54	22
<b>Wrightsville Unit</b>	7	17
<b>Pine Bluff Reentry</b>	1	1
<b>Tucker Reentry</b>	0	0
<b>Total:</b>	<b>385</b>	<b>256</b>

**SECURUS TABLET REPORT  
DECEMBER 2022**

Facility Name	Personal Tablets (All)	\$0	\$5	Community / Inventory	Officer	Total	New Subscriptions
Benton Unit	352	92	260	111	8	471	0
Cummins Unit	1,335	870	465	747	14	2,096	100
Delta Regional Unit	450	256	194	442	15	907	74
East Arkansas Regional Unit	888	531	357	478	10	1,376	100
Ester Unit	529	356	173	265	20	814	29
Grimes Unit	718	440	278	537	14	1,269	69
J. Aaron Hawkins Sr. Center For Women	413	243	170	203	19	635	17
McPherson Unit	737	425	312	296	17	1,050	143
Mississippi County Work Release Center	157	37	120	75	9	241	1
AR DOC - North Central Unit	597	310	287	305	10	912	71
Northwest Arkansas Work Release Center	100	24	76	16	8	124	0
Ouachita River Correctional Unit	930	569	361	981	14	1,925	64
Pine Bluff Reentry Center	53	8	45	25	0	78	0
Pine Bluff Unit	452	254	198	140	9	601	21
Randall L. Williams Facility	374	208	166	90	15	479	54
State Police Barracks	51	38	13	10	3	64	0
Texarkana Regional Correctional Center	118	26	92	46	10	174	1
Tucker Maximum Security Unit	261	152	109	310	14	585	17
Tucker Reentry Center	0	0	0	45	2	47	0
Tucker Unit	464	286	178	279	10	753	24
Varnier Unit	915	592	323	631	21	1,567	65
Wrightsville Unit	658	427	231	369	9	1,036	72
<b>TOTAL</b>	<b>10,552</b>	<b>6,144</b>	<b>4,408</b>	<b>6,401</b>	<b>251</b>	<b>17,204</b>	<b>922</b>



CONSTRUCTION BUDGET / STATUS REPORT - JANUARY 9, 2023 — [Page 1 of 2]

Fund	Project Description	Approved Budget	Actual Budget Spent	Available Budget	\$ % Complete	Construction % Complete	Notes
700483A	EARU Max Rec Expanded Metal Rec Yard	879,000	834,791	44,209	95%	65%	Construction of the Rec Pens at EARU began on 1/03/2022. We are making great progress with this project. The funds spent on this project is reflective of the engineering fees, material and construction of the panels. 24 pens are complete and delivered to the unit for use. All of the prep work for the remaining 24 pens is complete. Once the foundation is complete we will start erecting pens.
700483A NDC0200	Tucker Max Expanded Metal Rec Yard	8,160,845	1,139,825 -	7,021,020	14%	13%	Final plans submitted to DBA for approval on pre-cast pens. The funds spent on this project is reflective of engineering fees and the material needed to construct the rec pen panels.
700483A	Cummins Expanded Metal Rec Yard	368,617	52,292	316,325	14%	10%	We are constructing the panels on-site. Funds spent on this project is reflective of engineering fees spent against this portion of the overall project. This project is being finalized with the design team and will be submitted to DBA in the following weeks for review and approval.
KBR4Q95	Bullpens	851,999	388,676	463,323	46%	45%	Varner & EARU complete. Installation underway at Max. Locks delivered. Working on bullpens now.
KBR4Q95	13 & 15 Barracks Door Revisions	174,000	155,756	18,244	90%	84%	All doors and locks installed in 13 Barracks. 15 barracks has been remeasured for quality assurance and we are fabricating the revisions at this time at Central Maintenance. Reworking 5 doors at a time for renovation.
7004828	Entegrity Energy Improvements Phase 2 at Tucker and Max	18,603,150	18,422,630	180,520	99%	99%	Lighting, plumbing and water are complete at the Max and Tucker Unit. HVAC is finishing up at the Max. There are several other items to be replaced at Tucker and Phase II will be complete.
KBSHW18	Tucker Water Treatment	1,093,848	153,956	939,892	14%	0%	The original blueprints has been completed and approved. The detail drawings are complete. Submittals has been presented to DBA for final approval. We are awaiting guidance for notice to proceed utilizing the ARPA funds awarded. The funds spent on this project is reflective of engineering and design fees.
KBSFW18 KBR4Q95	Max Armory	100,000	67,089 23,964.48	8,947	91%	78%	We have our notice to proceed from DBA. Work has started on this project. Plumbing line and foundation work complete. Brick complete on outside and roof installed. Working on inside of building. Funds spent on this project is reflective of material pre-purchased prior to the start of construction. Expected completion date of 2/17/2023.
7004810	Administrative East Roof Replacement	2,153,257	1,832,566	320,691	85%	99%	The funds spent is reflective of engineering fees and materials. Admin East is complete with new TPO roof awaiting manufacturer warranty inspection. Crews are working at RLW on the TPO tapered roof plan and is expected to be finished on the first 49,000 sqft by 1/13/2023. They will then move to the upper sections of the roof to tear off and replace. They are expected to start on the Central Warehouse roof on 1/9/2023 and should be complete by Friday 1/13/2023.
7004810	Central Warehouse Roof Replacement	424,000	27,372	396,628	6%	5%	
7004810	RLW Roof Replacement	2,722,743	1,524,679	1,198,064	56%	55%	
865C 7004820 KBR4Q95	NCU Perimeter Security	600,000	20,625 30,334 6,275	542,766	10%	95%	In person sites visits are complete. All of the boring is complete and we are laying the conduit for fiber runs for the cameras. All equipment is in place and programming the system and start up is what is left on this project. The funds spent is reflective of on-call design fees. The reason for the difference in construction and financial completeness is due to the company not invoicing the agency for the work performed.
N98	Max Re-Entry Generator Project	135,000	16,635	118,365	12%	10%	Plans submitted to DBA. We have received our notice to proceed on this project. Funds spent are reflective of engineering fees and site work at location.
KBR4Q95	NCU Generator	202,000	177,350	24,650	88%	10%	DBA Approved. Generator has arrived. Funds spent on this project is on-call design fees, generator cost and material needed once we are ready for installation. This project is on hold.
7004820	Tucker 10 Barracks Sidewalk	70,259	33,197	37,062	47%	93%	Sidewalk is complete. This project has several additional elements added that will better secure movement through the compound. The difference in funds spent and construction complete is due to use of on-site material identified after the budget was approved. Camera installation and door control wiring being is ran as well.
7004820	Lethal Fence Control for Cummins, Varner SuperMax, Tucker Max, & EARU	1,490,000	547,329	942,671	37%	25%	Notice to proceed has been issued. Pre-con meeting was held on August 4, 2022. ETA on start of this project November 14, 2022. Material and part delays has driven the delay on project. Funds spent on this project is reflective of design fees and payment for equipment to vendor. The EARU lethal fence upgrade element is complete. Moving attention challenges concerning the install at the MAX, Varner and Cummins.



CONSTRUCTION BUDGET / STATUS REPORT - JANUARY 9, 2023 — [Page 2 of 2]

Fund	Project Description	Approved Budget	Actual Budget Spent	Available Budget	\$ % Complete	Construction % Complete	Notes	
<b>Telephone Projects</b>								
Maintenance & Operations	Fire Alarm Upgrades (All Units)	41,000	5,481	35,519	13%	13%	on-going	
	Stainless Steel - Kitchen/Shower/Restrooms - All Units	20,000	0	20,000	0%	0%	continual need	
	Gates and Fences all units	25,000	24,451	549	98%	95%	on-going	
	ACA Maintenance	100,000	26,900	73,100	27%	19%	Working with EARU, MCWR, Delta and NCU with FY23 ACA.	
	ADA Projects - All Units	10,000	320	9,680	3%	3%	on-going	
	Fast Top Floor Systems (kitchen/laundry/showers all units)	25,000	1363	23,637	5%	5%	on-going	
	Camera Equipment - All Units	320,000	192,485	127,515	60%	54%	cameras as requested/approved.	
	Lock/Riot Gates - All Units	90,500	69,000	21,500	76%	65%	on-going.	
	HVAC Units-All Units	70,000	68,457	1,543	98%	95%	repairing & replacing daily.	
<b>Subtotal</b>		<b>\$ 701,500</b>	<b>\$ 388,457</b>	<b>\$ 313,043</b>				
Capital Projects FY22 Carry Forward	Metal Ceilings	25,000	0	25,000	0%	0%	Wrightsville showers are underway.	
	ORCU Gravel Pit Operations	35,000	0	35,000	0%	0%	on-going.	
	Dog Kennel/Horse Stable Malvern	58,000	14,785	43,215	25%	50%	Dog kennel is complete and delivered. Site work has started on horse barn and work on that project will begin as soon as the site is ready for construction. Difference in % complete and construction complete is the use of existing material on Dog Kennel. Material for horse barn is being delivered on-site. As soon as weather permits we will start laying the structure out.	
	Emergency Generator - All Units	130,000	0	130,000	0%	0%	Cummins East Bldg generator ordered awaiting delivery. No ETA from vendor.	
	Delta Perimeter Video Surveillance	622,000	31,606	590,394	5%	4%	We have received the notice to proceed from DBA. All boring and digging equipment and is currently being moved to the Delta Unit for their install. Boring has begun at Delta. They are also installing the boxes for installation. The funds spent is reflective of on-call design fees.	
	Roof Repairs-Cummins	930,700	0	53,123	823,384	12%	11%	Need repairs at Delta, Varner, Tucker Max and Tucker. Working through repairs with vendor. First two sections are complete at Varner. Lee County Jail is complete. A second crew has been reviewed and approved and will begin at Tucker as soon as the purchase order is delivered.
	Roof Repairs-Cummins Laundry		0					
	Construction/Maintenance		0					
	Roof Repairs-Delta		0					
	Roof Repairs-East Arkansas		53,123					
	Roof Repairs-Max		0					
	Roof Repair-McPherson		0					
	Roof Repair - NCU		0					
	Roof Repair - RLW		0					
Roof Repairs-Tucker	0							
Roof Repairs-Varner	54,193							
Roof Repairs-Wrightsville	0							
<b>Subtotal</b>		<b>\$ 1,800,700</b>	<b>\$ 153,706</b>	<b>\$ 1,646,994</b>				
New Projects	Additional Metal Fab	10,000	0	10,000	0%	0%		
	PB Warehouse Drive Replacement	218,000	56,873	161,127	26%	49%	The fuel island portion of this project is 100% complete. Working with vendor on completion of this project with Central Warehouse Drive. Weather is the hold up as of today but we are working through all of the details to develop a schedule and a plan to move forward.	
	<b>Subtotal</b>		<b>\$ 228,000</b>	<b>\$ 56,873</b>	<b>171,127</b>			
	Architect Fees	55,000	26,279	28,722	48%			
<b>Total</b>		<b>\$ 2,785,200</b>	<b>\$ 625,315</b>	<b>\$ 2,159,885</b>				

*Notes* Report has not been reconciled against Accountings Reconciled Reports. Tolerance/Deviation is with in 1% of Projected Spending.