



# DIVISION OF CORRECTION BOARD REPORT

February 2023

Dexter Payne  
Director



## POPULATION REPORT

### RESEARCH/PLANNING

**January 2023 Admissions and Releases** – Admissions for January 2023 totaled **516** (460-males and 56-females) while releases totaled **392** (362-males and 30 females) for a net increase in-house of 124 inmates.

**Inmate Population Growth/Projection** – At the end of January 2023, the jurisdictional population for the Division of Correction totaled **17,682**, representing an increase of **34** inmates since the first of January 2023. At reporting time, calendar year 2023 has seen an average rate of **34** inmates per month, which is down from an average monthly increase of **52** inmates per month during calendar year 2022.

**Average County Jail Backup** – The backup in the county jails averaged **1,784** inmates per day during the month of January 2023, which was up from the per-day average of **1,821** inmates during the month of January 2022. Of the **1,784** average, short-term revocations accounted for **443** (383 males and 60 females) during the month.

## INSTITUTIONS

### INMATE INSTITUTIONAL GRIEVANCES

**Inmate Formal/Informal Grievances:** During January, a total of 999 formal grievances and 1,591 informal grievances were filed at various units.

**Institutional Grievances Appeals:** There was a total of 437 appeals of institutional grievances received in January. Of those, 333 were acknowledged and 104 were rejected for various reasons. Of the total 328 appeals answered, 325 had no merit and three had merit.

### FARM DIVISION

January was wet and cold, so time was spent repairing equipment and getting it ready for the planting season. Fertilizer was used on the wheat in hopes to bring it back after the extreme cold.

Pullets were moved out of the pullet house into layer house #4. Depopulating house #5 and making needed repairs to it while the next batch of pullets grow is being looked at. It is 16 weeks until chicks move into a layer house from when they are received.

Breeding season in the beef operations is coming soon. A group of open heifers were artificially inseminated in January. This is a nice group of heifers, and it is too expensive to carry them for a year as open. A high-quality bull was chosen to use for artificial insemination for fall calves in hopes for very good quality replacements. In Missouri, bulls that will be auctioned in April

were evaluated. These bulls are developed on grass and not pushed with a lot of grain. Growing grass is the way to make money in the cow business. Cows that are efficient at adding pounds on grass are needed. The plan is to utilize rotational grazing and increase the stocking rate until there is a cow per two acres.

Row crop acres were planned for all farms. The crop mix will not change a lot. A new approach is underway at East Arkansas Regional Unit (EARU). EARU will be heavier in corn and all of the soybeans will be double crop. Hopefully this will reduce the exposure to legal dicamba spray drift. Tucker and Cummins Units will up rice acres some. Rice is the most consistent crop yield wise. Rice prices are really good so planting is underway to take advantage of that. The well project is complete, and all 10 wells are in and functional.

### REGIONAL MAINTENANCE HOURS

Regional Maintenance Hours	January 2023
Benton Unit	5,331
Delta Regional Unit	2,136
East Arkansas Regional Unit	0
Grimes Unit	2,476
McPherson Unit	1,756
Mississippi County Work Release	1,008
North Central Unit	4,416
Ouachita River Correctional Unit	3,112
Randall L. Williams Unit	2,888
Texarkana Regional Corr. Ctr.	2,640
Tucker Unit	1,272
Varner Unit	2,435
Wrightsville Unit	1,791
<b>Total Hours</b>	<b>31,261</b>

### WORK RELEASE RENT REPORT

Unit	January 2023
Benton Unit	\$106,811.00
Mississippi County Work Release	\$67,065.00
Northwest Arkansas Work Release	\$48,875.00
Pine Bluff Work Release	\$36,533.00
Texarkana Regional Corr. Ctr.	\$40,545.00
Wrightsville Hawkins Unit	\$25,075.00
<b>Total</b>	<b>\$324,904.00</b>

**REENTRY**

**PROGRAMS - January 2023**

Program Name	Beginning Count	Admitted	Removed	Graduated	End Count	Guest Facilitators
Juvenile Program* (RLW)	5	0	0	0	5	0
Peer Recovery	0	0	0	0	0	0
Release	10	2	6	0	6	0
Veterans Program (Ester)	20	0	2	0	18	0
Lifer	9	0	2	0	7	0
<b>TOTAL</b>	<b>44</b>	<b>2</b>	<b>10</b>	<b>0</b>	<b>36</b>	<b>0</b>

\*Juvenciles are transferred from the program once they reach the age of 18.

**WORKFORCE ALLIANCE FOR GROWTH IN THE ECONOMY (WAGE)**

January 2023 Capacity: 120	Beginning Count	Admissions During Mo.	Completed	Removed*	End Count
Unit:					
Delta	0	6	0	0	6
Ester	1	0	1	0	0
Hawkins	4	0	4	0	0
McPherson	3	0	0	0	3
North Central	0	0	0	0	0
Ouachita River	9	0	0	0	0
Tucker	10	0	10	0	0
Wrightsville	8	1	0	1	8
<b>TOTAL</b>	<b>35</b>	<b>7</b>	<b>15</b>	<b>1</b>	<b>17</b>

\*The "Removed" column indicates the number of participants who transferred, signed out, received a disciplinary, were removed because test scores were not returned/were too low to continue, or were released from prison.

**WRIGHTSVILLE-HAWKINS PATHWAY TO FREEDOM PROGRAM**

January 2023 Capacity: 200	Beginning Count	Enrolled During the Month	Removed	End Count*
Wrightsville-Hawkins PTF	198	19	17	200

\*The "End Count" column includes 18 graduates who remain in the Pathway to Freedom barracks.

**ADVANCED PRINCIPLES AND APPLICATIONS FOR LIFE PROGRAM (APAL)**

January 2023 Capacity: 86	Beginning Count	Admissions During Mo.	Removed*	End Count
Ester	56	0	0	56
Hawkins	14	6	7	14
<b>TOTAL</b>	<b>73</b>	<b>22</b>	<b>0</b>	<b>20</b>

Advanced PAL is an 18-month reentry program that combines a pre-release curriculum with the PAL program.

\*The "Removed" column indicates the number of participants who paroled, completed the program, withdrew from the program, transferred, or were removed from the program for another reason.

**THINK LEGACY**

January 2023 Capacity: 635	Beginning Count	Admitted	Graduated	Removed*	End Count
Unit					
Cummins	23	0	0	6	17
Delta Regional	20	0	0	0	20
East Arkansas Regional	36	0	0	8	28
McPherson	31	0	0	1	30
North Central	42	0	0	8	34
Ouachita River	19	0	0	3	16
Tucker	14	0	0	1	13
<b>Total</b>	<b>185</b>	<b>0</b>	<b>0</b>	<b>27</b>	<b>158</b>

THINK LEGACY VOLUNTEER HOURS = 28.3

\*The "Removed" column indicates the total number of participants who paroled, signed out, transferred, or were removed from the program for any other reason and are no longer in the barracks.

## COLLEGE REPORT January 2023

COLLEGE PROGRAM LOCATIONS	Beginning Count	Admissions During Mo.	Removed During Mo.	End Count	Staff Enrolled
<b>Arkansas State University</b>					
Grimes Unit	9	7	2	14	0
McPherson Unit	32	7	6	33	0
<b>Ashland University</b>					
North Central Unit	17	0	3	14	0
<b>Mid-America Seminary College</b>					
Varner Unit	36	0	0	36	0
<b>Philander Smith College</b>					
East Arkansas Regional Unit	24	9	0	33	0
Tucker Unit	13	0	0	13	0
<b>Southeast Arkansas College</b>					
Cummins Unit	16	45	16	45	1
Delta Unit	22	1	1	22	0
Varner Unit	12	23	1	34	2
<b>Shorter College</b>					
Hawkins Unit	9	6	2	13	0
Ouachita River Unit	19	27	12	15	0
Pine Bluff Complex	30	21	7	51	0
Texarkana Regional	11	0	1	10	0
Wrightsville Unit	9	15	6	18	0
<b>TOTAL</b>	<b>259</b>	<b>161</b>	<b>50</b>	<b>351</b>	<b>3</b>

## TRAINING

### DIVISION OF CORRECTION TRAINING - January 2023

#### BASIC TRAINING DIVISION –

**BCOT Class 2022-Q**, led by instructor Cpt. Lajoya Norman, graduated on January 6 with a total of 42 cadets.

*Academic Awards* were presented to the following:

- 1st – Destiny Smith, Varner Unit
- 2nd – Terri Pool, North Central Unit
- 3rd – Latrese Robinson, Delta Unit

Instructor Lt. Michael Lennox's **BCOT Class 2022-R** graduated on January 20, with a total of 39 cadets. The *Willis H. Sargent Award* recipient was Starla Mitchell of the East Arkansas Regional Unit.

*Academic Awards* were presented to the following:

- 1st – Justin Cutrell, Transportation
- 2nd – Halie Bowen, McPherson Unit
- 3rd – Nicole Gamble, Delta Regional Unit

Recipients of *Physical Fitness Awards* were:

- 1st – Breeyun Rogers, Ester Unit
- 2nd – Starla Mitchell, East Arkansas Regional Unit
- 3rd – Halie Bowen, McPherson Unit

#### eCADEMY –

During January, 795 ADC employees completed a total of 17,319.25 hours of eCADEMY training.

## HEALTH/CORRECTIONAL PROGRAMS

### CHAPLAINCY SERVICES AND COMMUNITY SPEAKING EVENTS

**Cummins Unit** – Truth Infusion, a Texarkana based ministry team of six; visited on January 20 for a three-day revival. Different housing areas attended each day resulting in participation totaled three hundred fifteen inmates.

Sunday, January 15, Senior Chaplain Jim Babcock spoke on prison ministry as a part of the mission field and the importance of volunteers to approximately one hundred fifty in attendance at Pottsville Assembly of God.

**Delta Regional Unit** – The Institute in Basic Life Principles (IBLP) held a three-day seminar called The Basic Seminar 102. Twenty-two students completed the course from January 9 through 12 and received certificates.

**East Arkansas Regional Unit** – Senior Chaplain Arlen Parham made a presentation about prison ministry on Tuesday, January 24 to a grassroots group working with juveniles called Phlox Diversified.

**Maximum Security Unit** – Special guest, Adnan Qazi from the Madina Institute was present on January 24. Mr. Qazi facilitated the Jummah prayer and Taleem for thirteen inmates in the Islamic Community.

**Tucker Unit** – The Institute in Basic Life Principles (IBLP) visited the Tucker Unit from January 9 through 13, conducting 2 seminars. Fifty-two Principles and Applications for Life (PAL) students participated in Affirming Biblical Foundations under the direction of three volunteers.

IBLP, three volunteers and the unit chaplains facilitated The Basic Seminar 101 for population inmates. Twenty-three inmates completed the seminar.

**ACCREDITATION**

**ACA Internal Audits Completed:**

- 01/12 North Central Unit Pre-Audit
- 01/27–01/31 ACA Conference held in Orlando, Florida to receive certificates for Benton Work Release, Tucker Unit, and Wrightsville Complex.

**Classes Taught:**

- 01/19 BCOT

**Fire/Safety and Sanitation Independent Audits Conducted by the Fire and Sanitation Coordinator:**

- 01/19-01/20 East Arkansas Regional Unit
- 01/26-01/27 East Arkansas Regional Unit
- 01/30-01/31 Fire Safety Certification Class

**VOLUNTEER SERVICES - January 2023**

Program Name	Hours
Yoga	5.75
Storybook Project	8
<b>Total</b>	<b>13.75</b>

**MENTAL HEALTH SERVICES**

**Reduction of Sexual Victimization Program (RSVP) and Sex Offender Treatment Programs (SOFT):**

January 2023	Capacity	Beginning Count	Completed	Removed	Admissions	End Count
RSVP	238	235	0	8	8	235
SOFT	30	6	3	0	0	3
<b>Total</b>	<b>268</b>	<b>241</b>	<b>3</b>	<b>8</b>	<b>8</b>	<b>238</b>

There are 1,088 males on the waiting list for RSVP and nine females on the waiting list for SOFT who are within five years of their TE date. Of those, 10 inmates are mandated by the Parole Board.

The average time on the waiting list from request is between one and two months for those stipulated.

\*The total on the waiting list, including those not currently within the identified timeframe, is 1,479 males and 12 females. Of these, 1,098 are eligible and 393 are ineligible for the program. There is one PREA inmate in the program at this time.

\*Ineligibility is due to being in restrictive housing, having class IV status, or receiving a major disciplinary within the last 60 days.

**Therapeutic Community (TC):**

January 2023 Unit	Capacity	Beginning Count	Completed	Removed	Admissions	End Count
Tucker	62	57	4	2	8	59
Wrightsville	50	50	3	6	9	50
<b>Total</b>	<b>112</b>	<b>107</b>	<b>7</b>	<b>8</b>	<b>17</b>	<b>109</b>

There are 668 males and 165 females on the waiting list who are within 10 years of their release date. Of those, 13 are mandated by the Parole Board.

The average time on the waiting list from request is 14 days.

\*The total on the waiting list, including those not currently within the identified timeframe, is 880 males and 185 females. Of these, 846 are eligible and 219 are ineligible for the program.

\*Ineligibility is due to being in restrictive housing, having class IV status, or receiving a major disciplinary within the last 60 days.

**Substance Abuse Treatment Program (SATP):**

January 2023 Unit	Capacity	Beginning Count	Completed	Removed	Admissions	End Count
Benton	20	19	2	1	4	20
Cummins	45	44	3	6	8	43
Maximum Security	4	0	0	0	2	2
Randall L. Williams	150	130	9	12	35	144
Wrightsville	100	100	7	15	22	100
<b>Total</b>	<b>319</b>	<b>293</b>	<b>21</b>	<b>34</b>	<b>71</b>	<b>309</b>

There are 2,179 males and 157 females on the waiting list who are within five years of their release date. Of those, 18 are mandated by the Parole Board.

The average time on the waiting list from request is 18 days.

\*The total on the waiting list, including those not currently within the identified timeframe, is 2,905 males and 193 females. Of these, 2,354 are eligible and 740 are ineligible for the program.

\*Ineligibility is due to being in restrictive housing, having class IV status, or receiving a major disciplinary within the last 60 days.

**MENTAL HEALTH SERVICES, *continued***

**PILOT PROGRAM – Substance User Rehabilitation Services (SURS):**

January 2023 Unit	Capacity	Beginning Count	Completed	Removed	Admissions	End Count
McPherson	150	145	21	8	29	145
Grimes	50	45	11	1	15	48
<b>Total</b>	<b>200</b>	<b>190</b>	<b>32</b>	<b>9</b>	<b>44</b>	<b>193</b>

**Ouachita River Correctional Unit (ORCU) Residential Program Unit (RPU):**

The RPU had six admissions and three discharges in January for an end-of-month count of 124.

**McPherson Unit Mental Health Residential Program Unit (RPU):**

There were three admissions and three discharges in January for an end-of-month count of 40.

**Habilitation Program:**

The Habilitation Program at the Ouachita River Correctional Unit did not provide treatment services to any inmates in January. There were no admissions or discharges, which resulted in an end-of-month count of zero.

**Anger Management Treatment:**

The Anger Management Treatment Program at the Cummins Unit did not provide treatment services to any inmates in January. There were no admissions or discharges, for an end-of-month count of zero.

**Suicide:**

There were 105 suicidal threats in January. There were 17 attempts, none of which resulted in death.

**Staffing:**

The following Mental Health Services and Substance Abuse Treatment Program (SATP) positions were vacant in January 2022 and January 2023:

Positions	FTEs*	January 2022	January 2023
Psychologists	13	6	6
Psychological Examiners	2	2	2
Social Workers	30	19	18
Licensed Professional Counselors	2	2	2
Rehab Director	1	1	1
Rehab Facility Supervisors	3	1	1
Advisors	64	23	25
Substance Abuse Program Coord.	6	2	2
Substance Abuse Program Leaders	40	8	8
Administrative Specialists	17	7	6
Rehab Program Managers	0	0	0

\*FTE refers to authorized Full Time Equivalent positions.

**ADDITIONAL MENTAL HEALTH AND MEDICAL INFORMATION**

**Self-Study Classes:**

Classes	Number of Participants	Number Completed	Waiting List
Anger Management	212	190	795
Thinking Errors	199	198	711
Substance Abuse Education	139	137	449
Communication Skills	165	164	767
Domestic Violence	56	56	194
Victims of Domestic Violence	63	63	60
Stress Management	167	166	743
Parenting	116	115	262

**ADDITIONAL MENTAL HEALTH AND MEDICAL INFORMATION, *continued***

**Outpatient:**

There were 2,185 inmates on the mental health medical log at the beginning of January. Mental Health staff conducted the following contacts during the month:

Case Management Contacts	1,666
Requests for Interviews	566
Testing	0
Intakes	513
Unit Requests	1,211
Pre-Lockup Reviews	438
Routine Restrictive Housing Reviews	1,024
Restrictive Housing Rounds	15,106
PREA Evaluations	73
Routine Follow-up	926
834 Requests	67

**County Mental Health Requests:**

During January, there were 424 requests received of a mental health nature. Of those, 171 inmates were requested to be fast-tracked to ADC.

**County Medical Health Requests:**

During January, there were 663 requests received of a medical nature. A total of seven inmates were fast-tracked to ADC.

**Medical Contract Reimbursements:**

Sanction reimbursements for ADC in December amounted to \$24,950.00.

**Deaths:**

There were five inmate deaths during the month of January. Two were claimed, two were cremated and claimed and one was not claimed.

**Wellpath:**

See attachment for Wellpath's report regarding outside beds and emergency room visits.

**Medical Grievances:**

In January, there were 123 appeals of medical grievances received and 33 appeals were answered. Three were found to be with merit and three with merit but were resolved.

**SEX OFFENDER ASSESSMENT**

**Assessments Completed:**

Risk Level	January	September 1999 through January 2023
Level 1	0	1,225
Level 2	45	9,218
Level 3	28	7,744
Level 4	0	739
Default 3	0	*
<b>Total</b>	<b>73</b>	<b>18,926</b>
*Default Level 3's are included in the total number of Level 3's to date.		

**ACIC Numbers:**

The total number of sex offenders registered from September 1999 through January 2023:

Compliant	8,829
Delinquent	1,400
Confined	3,506
Out-of-State	4,194
Address Unknown	164
Deported	210
Incapacitated	115
Out of USA	35
<b>Total</b>	<b>18,453</b>

Consistent with current Arkansas law, deceased offenders no longer remain on the registry.

**PAWS IN PRISON**

January 2023 Unit	Enrolled	Graduated	Foster	Volunteer Hours
Hawkins Unit	6	3	0	0
Maximum Security Unit	8	4	1	2
McPherson Unit	6	7	0	0
North Central Unit	4	3	0	0
Ouachita River Correctional Unit	5	4	2	0
Randall L. Williams Unit	4	3	1	8
Tucker Unit	7	4	0	2
<b>Total</b>	<b>40</b>	<b>28</b>	<b>4</b>	<b>12</b>

**PAWS IN PRISON, *continued***

**Completed Paws in Prison Training:**

January 2023 Program Graduates	28
YTD Program Graduates	28
Total Graduates Since Inception (January 2011)	2,136
Dogs Currently in Foster (Graduated, but Not Adopted)	4
January 2023 Volunteer Hours	12
YTD Volunteer Hours	12

**INFORMATION TECHNOLOGY**

**INMATE TABLETS** – Within the Division of Correction, a total of 10,543 inmate tablets were utilized during January. Of those, 6,440 were base tablets at no cost. A total of 4,103 tablets were leased at \$5 per month and include premium content.

**INMATE VIDEO VISITS** – Inmates completed 7,921 video visits during the month and missed 220 within the Division of Correction.

**CONSTRUCTION/MAINTENANCE**

**PROJECT UPDATES**

SEE CONSTRUCTION BUDGET / STATUS REPORT IN ATTACHMENTS SECTION (PAGES 24-25).

**AGENCY HIGHLIGHTS**

**JANUARY 2023**

**PROMOTIONS**

Some of the security promotions during the month of January included:

**Barbara Ester Unit**

- Capt. Kedrick Avery

**East Arkansas Regional Unit**

- Sgt. Patrick Kellebrew

**Grimes Unit**

- Lt. Richard Fry

**Maximum Security Unit**

- Sgt. Hunter Wright
- Sgt. Andrew Isom
- Sgt. Karim Broadway

**McPherson Unit**

- Sgt. Heather Case



Sgt. Heather Case

**Mississippi County Work Release**

- Sgt. Athena Byrd

**North Central Unit**

- Sgt. Jacob Seay

**Ouachita River Correctional Unit**

- Sgt. Rodney Boal
- Sgt. Rodney Nitzke

**Texarkana Regional Correctional Center**

- Sgt. Rayveun Blakely

**Transportation**

- Sgt. Byron Jones

**Tucker Unit**

- Sgt. Alysia Shaw

**Varner Unit**

- Sgt. Latrell White
- Sgt. Janah Hymes
- Sgt. Mechelle Moore
- Sgt. Letha Phillips



Sgt. Athena Byrd

**STAFF APPRECIATION**

The following were recently recognized for January Employee of Month honors:

- Stanley Appleby, Wrightsville Unit

**CUMMINS AND VARNER UNITS EXPERIENCE SEVERE FLOODS**

As severe weather moved across Arkansas during January, many areas experienced flash flooding, including the town of Grady where the Cummins Unit and Varner/Varner Supermax Unit facilities are located.



**NEWPORT COMPLEX DIRECTOR OF MAINTENANCE RETIRES**

Congratulations to Larry Bailey on his recent retirement as Director of Maintenance at the Newport Complex!



**CPL. BARBARA ESTER KILLED IN THE LINE OF DUTY 11 YEARS AGO**

January 20, 2012 marks 11 years since the death of Cpl. Barbara Ester, who was fatally wounded in the line of duty. Cpl. Ester was a 12-year veteran of the Arkansas Department of Corrections.

**FIRST FOAL OF 2023 BORN**

The first foal of the year at the North Central Unit was born on Saturday, January 28th.



AGENCY HIGHLIGHTS, *continued***2022 PINNACLE AWARDS HELD AT PLEASANT VALLEY COUNTRY CLUB**

The 2022 Pinnacle Awards were held at Pleasant Valley Country Club on January 20th with guest speaker General Mark Berry, AR House of Representative. Winners are:

- **Board of Corrections Meritorious Service Award** – Mark Colbert, Attorney
- **Employees of the Year** – Connie Cook, Grievance Coordinator, Wrightsville Unit and Diedre Swopes, Administrative Specialist, Construction
- **Correctional Officers of the Year** – Cpl. Chestine Sims, Randall L. Williams Unit and Cpl. Jaquivaous Johnson, Varner Unit
- **Supervisors/Administrators of the Year** – Rhonda Webb, Business Operations Specialist, McPherson Unit and Tina Deen, Business Operations Specialist, Maximum Security Unit
- **Correctional Supervisor of the Year** – Lt. Mary Lloyd, Varner Unit
- **Treatment Staff of the Year** – Dr. Darline Thorson, Psychologist Supervisor, Ouachita River Unit; RN Lisa Downing, North Central Unit and Sgt. Theresa Miles, Advisor
- **Deputy Wardens of the Year** – Deputy Warden Brandon Carroll, Varner Unit and Deputy Warden James Dycus, Mississippi Co. Work Release
- **Superintendent of the Year** – Superintendent Jared Byers, Ouachita River Unit
- **Hero of the Year** – Lt. Matthew Adams, North Central Unit; Sgt. Joshua Caudell, Tucker Unit; Sgt. Tasha Clark, Barbara Ester Unit; Sgt. Tyler Bradley, Northwest AR Work Release; and Lt. Douglas Boultinghouse, Varner Unit
- **Director's Citation of Excellence Awards** – Nancy Straughn, Records Supervisor, Varner Unit and Sgt. Kedeizsha Matthews, Transportation
- **Director's Outstanding Service Award** – Cpl. Fredrick Coleman, Cummins Unit and Sgt. Donna Walton, Varner Unit
- **Secretary Award** – Jada Brown, Executive Assistant to ADC Director
- **ACCET Award** – Ardella Bearden, ADC Program Coordinator



## REGIONAL MAINTENANCE PROJECT HIGHLIGHTS JANUARY 2023

### Camp Couchdale Cleanup Project

*Ouachita River Unit Regional Maintenance – January 9-11:*



### Oakland Cemetery (Little Rock)

*Wrightsville Regional Maintenance – January:*



**2023 INFORMAL GRIEVANCE REPORT**

Month	BENTON	HAWK/M	HAWK/F	WRTS	EARU & MX	GRIMES	RLW	MCWR	MCPH	MSU	NCU	PBU	NWA	TU	TRCC	VSMX	VU	CU & CMU	ORCU	Ester	DRU	TOTAL	
JAN	1	8	14	40	138	211	26	2	248	74	43	44	0	57	6	296	38	115	94	23	113	1,591	
FEB																							0
MAR																							0
APR																							0
MAY																							0
JUN																							0
JUL																							0
AUG																							0
SEPT																							0
OCT																							0
NOV																							0
DEC																							0
<b>TOTAL</b>	<b>1</b>	<b>8</b>	<b>14</b>	<b>40</b>	<b>138</b>	<b>211</b>	<b>26</b>	<b>2</b>	<b>248</b>	<b>74</b>	<b>43</b>	<b>44</b>	<b>0</b>	<b>57</b>	<b>6</b>	<b>296</b>	<b>38</b>	<b>115</b>	<b>94</b>	<b>23</b>	<b>113</b>	<b>1,591</b>	

**2023 FORMAL GRIEVANCE REPORT**

Month	BENTON	HAWK/M	HAWK/F	WRTS	EARU & MX	GRIMES	RLW	MCWR	MCPH	MSU	NCU	PBU	NWA	TU	TRCC	VSMX	VU	CU & CMU	ORCU	Ester	DRU	TOTAL	
JAN	1	5	4	39	247	127	8	0	86	79	34	29	0	44	0	38	23	84	77	11	63	999	
FEB																							0
MAR																							0
APR																							0
MAY																							0
JUN																							0
JUL																							0
AUG																							0
SEPT																							0
OCT																							0
NOV																							0
DEC																							0
<b>TOTAL</b>	<b>1</b>	<b>5</b>	<b>4</b>	<b>39</b>	<b>247</b>	<b>127</b>	<b>8</b>	<b>0</b>	<b>86</b>	<b>79</b>	<b>34</b>	<b>29</b>	<b>0</b>	<b>44</b>	<b>0</b>	<b>38</b>	<b>23</b>	<b>84</b>	<b>77</b>	<b>11</b>	<b>63</b>	<b>999</b>	

Report includes Pine Bluff Reentry (PBR), Pine Bluff Unit (PBU) and Pine Bluff Work Release (PBW).

## INMATE INSTITUTIONAL GRIEVANCE APPEAL REPORT – JANUARY 2023

	Acknowledged	Rejected	Processed W/O Merit	Processed W/ Merit
Benton Unit	0	0	1	0
Benton Work Release	0	0	0	0
Cummins Unit	28	14	35	0
Cummins Modular Unit	0	0	0	0
Delta Regional Unit	14	11	10	2
East Arkansas Regional Unit	10	2	10	0
East Arkansas Regional Max Unit	85	10	86	1
Ester Unit	3	0	3	0
Grimes Unit	19	6	12	0
Maximum Security Unit	42	13	18	0
Tucker Re-Entry	0	0	0	0
McPherson Unit	4	3	6	0
McPherson Mental Health Residential Program Unit	0	0	9	0
Mississippi County Work Release Center	0	0	0	0
Northwest Arkansas Work Release Center	0	0	0	0
North Central Unit	14	2	10	0
Ouachita River Correctional Unit	6	10	9	0
ORCU Hospital	0	0	1	0
ORCU New Commitment	0	2	0	0
ORCU Mental Health Residential Program Unit	1	0	1	0
Pine Bluff Unit	5	2	6	0
Pine Bluff Re-Entry	0	0	0	0
Randall L. Williams Correctional Facility	1	0	0	0
Texarkana Regional Correctional Center	0	0	0	0
Tucker Unit	16	7	14	0
Varner Super Max	74	11	80	0
Varner Unit	2	5	3	0
Wrightsville Unit	6	3	7	0
Hawkins Center	3	3	4	0
Hawkins for Males	0	0	0	0
Hawkins SPU	0	0	0	0
<b>Total</b>	<b>333</b>	<b>104</b>	<b>325</b>	<b>3</b>

## ADMISSIONS AND RELEASES – JANUARY 2023

<u>Admissions</u>	<u>Male</u>	<u>Female</u>	<u>Total</u>
Asian	1	0	1
Black	149	14	163
Caucasian	298	42	340
Hispanic	10	0	10
Native American Indian	1	0	1
Other	1	0	1
<b>Total</b>	<b>460</b>	<b>56</b>	<b>516</b>

<u>Releases</u>	<u>Male</u>	<u>Female</u>	<u>Total</u>
Asian	3	0	3
Black	110	3	113
Caucasian	231	25	256
Hispanic	16	2	18
Native American Indian	1	0	1
Other	1	0	1
<b>Total</b>	<b>362</b>	<b>30</b>	<b>392</b>

ADC INMATE POPULATION GROWTH 2000-2028 - JANUARY 2023

Updated 01/31/2023

Mo.	2000	2001	2002	2003	2004	2005	2006	2007	2008	2009	2010	2011	2012	2013	2014	2015	2016	2017	2018	2019	2020	2021	2022	2023
Jan.	11,984	11,908	12,402	13,015	13,105	13,595	13,481	13,839	14,518	14,796	15,334	16,312	15,134	14,815	17,481	18,142	17,785	17,824	18,201	17,958	17,989	16,119	17,154	17,682
Feb.	12,169	12,022	12,529	13,054	13,166	13,783	13,633	14,012	14,603	14,883	15,374	16,209	14,990	15,008	17,438	18,082	17,625	17,608	17,998	17,846	18,181	16,120	17,077	
March	12,006	12,033	12,299	13,108	13,088	13,418	13,534	13,772	14,580	14,843	15,290	16,095	14,964	14,665	17,395	18,233	17,573	17,666	18,089	17,898	17,860	16,085	16,992	
April	12,069	12,167	12,465	13,213	13,323	13,469	13,554	13,851	14,769	14,937	15,570	16,172	15,124	14,850	17,604	18,703	17,815	17,798	18,227	17,977	17,331	16,250	17,059	
May	12,109	12,384	12,558	13,463	13,556	13,528	13,711	14,146	14,880	15,146	15,694	16,062	15,132	15,074	17,593	18,693	17,769	17,652	17,945	17,817	16,694	16,476	17,229	
June	12,005	12,108	12,439	13,418	13,389	13,251	13,430	13,915	14,700	15,025	15,564	15,554	14,832	14,825	17,340	18,813	17,973	17,963	17,972	17,942	16,552	16,560	17,129	
July	12,030	12,190	12,622	13,509	13,528	13,286	13,560	14,082	14,868	15,195	15,807	15,519	14,879	15,379	17,522	18,870	18,130	18,180	18,005	18,002	16,511	16,638	17,109	
August	12,087	12,371	12,815	13,565	13,632	13,419	13,646	14,224	15,100	15,385	15,829	15,240	14,675	16,103	17,549	18,806	17,919	18,051	17,751	18,090	16,367	16,655	17,274	
September	11,983	12,289	12,774	13,341	13,516	13,237	13,652	14,217	14,850	15,285	16,025	15,172	14,724	16,412	17,605	18,549	18,026	18,179	17,865	17,856	16,215	16,698	17,432	
October	12,119	12,348	12,942	13,341	13,584	13,363	13,775	14,349	14,836	15,381	16,311	15,271	14,856	16,993	17,880	18,430	18,127	18,348	17,943	17,947	16,311	16,821	17,480	
November	12,094	12,408	13,162	13,408	13,706	13,587	13,913	14,437	15,025	15,340	16,460	15,205	14,625	17,168	17,848	17,981	17,573	17,973	17,666	18,060	16,165	16,982	17,521	
December	11,856	12,333	12,845	13,106	13,470	13,338	13,728	14,315	14,716	15,199	16,204	15,062	14,654	17,235	17,874	17,707	17,537	18,078	17,799	17,759	16,094	17,023	17,648	
Net Ann. Inc.	29	477	512	261	364	-132	390	587	401	483	1,005	-1,142	-408	2,581	639	-167	-170	541	-279	-40	-1,665	929	625	34
Avg. Mo. Inc.	2	40	43	22	30	-11	33	49	33	40	84	-95	-34	215	53	-14	-14	45	-23	-3	-139	77	52	34

Population is total jurisdictional count at end of each month. Population at end of month December 1999 was 11,827.

Average monthly population increased for past fifteen years 2008 - 2022 is 18

Average monthly population increased for past ten years Jan. 2013 - Dec 2022 is 25

Average monthly population decreased for past five years 2018 - 2022 is -7

Projected at Growth of 18 per Month

Mo.	2008	2009	2010	2011	2012	2013	2014	2015	2016	2017	2018	2019	2020	2021	2022	2023	2024	2025	2026	2027	2028	2029
	Actual	Actual	Actual	Actual	Actual	Actual	Actual	Actual	Actual	Actual	Actual	Actual	Actual	Actual	Actual	Actual/Proi	Proj.	Proj.	Proj.	Proj.	Proj.	Proj.
January	14,518	14,796	15,334	16,312	15,134	14,815	17,481	18,142	17,785	17,824	18,201	17,958	17,989	16,119	17,154	17,682	17,898	18,114	18,330	18,546	18,762	18,978
February	14,603	14,883	15,374	16,209	14,990	15,008	17,438	18,082	17,625	17,608	17,998	17,846	18,181	16,120	17,077	17,700	17,916	18,132	18,348	18,564	18,780	18,996
March	14,580	14,843	15,290	16,095	14,964	14,665	17,395	18,233	17,573	17,666	18,089	17,898	17,860	16,085	16,992	17,718	17,934	18,150	18,366	18,582	18,798	19,014
April	14,769	14,937	15,570	16,172	15,124	14,850	17,604	18,703	17,815	17,798	18,227	17,977	17,331	16,250	17,059	17,736	17,952	18,168	18,384	18,600	18,816	19,032
May	14,880	15,146	15,694	16,062	15,132	15,074	17,593	18,693	17,769	17,652	17,945	17,817	16,694	16,476	17,229	17,754	17,970	18,186	18,402	18,618	18,834	19,050
June	14,700	15,025	15,564	15,554	14,832	14,825	17,340	18,813	17,973	17,963	17,972	17,942	16,552	16,560	17,129	17,772	17,988	18,204	18,420	18,636	18,852	19,068
July	14,868	15,195	15,807	15,519	14,879	15,379	17,522	18,870	18,130	18,180	18,005	18,002	16,511	16,638	17,109	17,790	18,006	18,222	18,438	18,654	18,870	19,086
August	15,100	15,385	15,829	15,240	14,675	16,103	17,549	18,806	17,919	18,051	17,751	18,090	16,367	16,655	17,274	17,808	18,024	18,240	18,456	18,672	18,888	19,104
September	14,850	15,285	16,025	15,172	14,724	16,412	17,605	18,549	18,026	18,179	17,865	17,856	16,215	16,698	17,432	17,826	18,042	18,258	18,474	18,690	18,906	19,122
October	14,836	15,381	16,311	15,271	14,856	16,993	17,880	18,430	18,127	18,348	17,943	17,947	16,311	16,821	17,480	17,844	18,060	18,276	18,492	18,708	18,924	19,140
November	15,025	15,340	16,460	15,205	14,625	17,168	17,848	17,981	17,573	17,973	17,666	18,060	16,165	16,982	17,521	17,862	18,078	18,294	18,510	18,726	18,942	19,158
December	14,716	15,199	16,204	15,062	14,654	17,235	17,874	17,707	17,537	18,078	17,799	17,759	16,094	17,023	17,648	17,880	18,096	18,312	18,528	18,744	18,960	19,176
Net Ann. Inc.	401	483	1,005	-1,142	-408	2,581	639	-167	-170	541	-279	-40	-1,665	929	625	232	216	216	216	216	216	216
Ave. Mo. Inc.	33	40	84	-95	-34	215	53	-14	-14	45	-23	-3	-139	77	52	19	18	18	18	18	18	18

MONTHLY POPULATION AVERAGES - JANUARY 2023

Unit/Center	1/2	1/3	1/4	1/5	1/6	1/9	1/10	1/11	1/12	1/13	1/16	1/17	1/18	1/19	1/20	1/23	1/24	1/25	1/26	1/27	1/30	1/31	AVG
Benton	356	356	355	346	338	338	338	337	336	336	337	337	339	344	345	348	346	351	351	359	359	356	346
Cummins	1,974	1,974	1,985	1,985	1,990	1,980	1,975	1,982	1,988	1,984	1,980	1,980	1,975	1,979	1,969	1,970	1,978	1,973	1,972	1,982	1,981	1,978	1,979
Delta	615	615	614	613	612	616	616	615	612	611	601	601	610	609	624	615	614	610	609	625	623	626	614
East AR Reg	1,579	1,579	1,586	1,584	1,589	1,588	1,587	1,597	1,593	1,597	1,597	1,597	1,593	1,589	1,599	1,596	1,595	1,596	1,597	1,596	1,595	1,596	1,592
Ester	584	584	583	581	583	585	583	584	585	582	581	581	580	581	578	574	576	574	569	574	572	573	579
Grimes	1,070	1,070	1,070	1,067	1,065	1,077	1,078	1,078	1,073	1,072	1,070	1,070	1,070	1,070	1,070	1,071	1,070	1,071	1,070	1,073	1,073	1,071	1,071
Max Sec	557	557	557	556	556	557	557	560	560	559	560	560	560	559	559	559	559	561	562	564	564	563	559
McPherson	989	989	992	995	995	998	998	996	995	997	1,002	1,002	1,005	1,007	1,015	1,011	1,014	1,007	1,006	1,012	1,010	1,010	1,002
MCWRC	156	156	156	156	155	150	152	152	153	154	155	155	154	155	154	155	155	154	152	152	156	153	154
N Central	827	827	827	836	835	830	830	829	829	828	827	827	821	820	828	829	827	824	824	824	822	822	827
NWAWRC	100	100	100	100	100	100	100	100	100	100	100	100	100	100	100	99	99	99	99	100	100	100	100
Ouachita River	1,763	1,763	1,771	1,782	1,806	1,782	1,811	1,820	1,811	1,800	1,792	1,792	1,812	1,803	1,799	1,797	1,818	1,817	1,798	1,798	1,789	1,814	1,797
Randall L Williams	530	530	537	542	539	535	540	536	530	528	529	528	526	530	539	539	539	536	538	530	536	540	534
Pine Bluff	549	549	554	553	551	549	550	549	547	544	541	541	547	550	548	546	542	542	545	550	546	547	547
PB Reentry	52	52	52	53	53	53	53	54	54	54	54	54	54	54	54	54	54	54	54	54	54	54	54
TRCC	118	118	118	117	115	112	112	112	112	112	117	117	117	122	124	124	124	124	124	125	125	122	119
Tucker	614	614	612	609	609	603	606	606	606	614	613	613	612	612	612	610	620	618	618	618	617	615	612
Vamer	1,637	1,637	1,636	1,645	1,642	1,636	1,637	1,641	1,640	1,639	1,638	1,638	1,637	1,648	1,645	1,647	1,648	1,647	1,646	1,640	1,641	1,641	1,641
Wrightsville	848	848	847	839	831	841	839	835	836	834	819	819	832	842	850	848	848	844	844	844	844	852	840
WR Hawkins-Females	250	250	249	248	248	247	247	250	250	250	250	250	249	249	250	250	249	249	253	251	251	250	250
WR Hawkins-Males	198	198	198	198	198	195	193	198	200	200	210	210	210	202	203	203	203	203	203	198	197	199	201
Total ADC	15,366	15,366	15,399	15,405	15,410	15,372	15,402	15,431	15,410	15,395	15,373	15,372	15,403	15,425	15,465	15,445	15,478	15,454	15,434	15,469	15,455	15,482	15,418
ALETA	18	18	18	18	18	18	18	18	18	18	18	18	18	18	18	18	18	18	18	18	18	18	18
Ar State Police	51	51	51	50	51	50	50	48	48	48	48	48	48	48	48	48	48	48	48	48	48	48	49
Co Jail / M	1,789	1,789	1,737	1,714	1,684	1,693	1,657	1,660	1,673	1,680	1,697	1,697	1,682	1,679	1,675	1,672	1,641	1,669	1,676	1,673	1,704	1,698	1,693
Co Jail / F	74	74	77	80	83	88	89	90	89	93	96	96	97	94	94	95	95	100	105	101	108	110	92
Total Co Jail BK	1,863	1,863	1,814	1,794	1,767	1,781	1,746	1,750	1,762	1,773	1,793	1,793	1,779	1,773	1,769	1,767	1,736	1,769	1,781	1,774	1,812	1,808	1,785
309/M	204	204	204	203	203	204	201	201	200	200	197	197	197	206	203	200	199	199	200	199	201	201	201
309/F	95	95	95	95	95	95	95	95	95	95	94	94	93	94	94	94	94	94	94	95	96	97	95
Total Act 309	299	299	299	298	298	299	296	296	295	295	291	291	290	300	297	294	293	293	294	294	297	298	296
Total Non ADC	2,231	2,231	2,182	2,160	2,134	2,148	2,110	2,112	2,123	2,134	2,150	2,150	2,135	2,139	2,132	2,127	2,095	2,128	2,141	2,134	2,175	2,172	2,148
Total	17,597	17,597	17,581	17,565	17,544	17,520	17,512	17,543	17,533	17,529	17,523	17,522	17,538	17,564	17,597	17,572	17,573	17,582	17,575	17,603	17,630	17,654	17,566

## FISCAL YEAR 2023 COUNTY JAIL BACKUP - JANUARY 2023

DAY	Jul-22	Aug-22	Sep-22	Oct-22	Nov-22	Dec-22	Jan-23
1	1,515	1,551	1,671 *	1,781	1,673	1,808 *	1,870
2	* 1,515	1,507	1,683 *	1,781	1,692	1,833 *	1,863
3	* 1,515	1,538 *	1,683	1,780	1,710 *	1,833	1,863
4	1,528	1,538 *	1,683	1,791	1,721 *	1,833	1,814
5	1,528	1,573	1,687	1,758 *	1,721	1,817 *	1,794
6	1,527	* 1,573	1,686	1,762 *	1,721	1,784 *	1,767
7	1,554 *	1,573	1,725	1,771	1,740	1,789 *	1,767
8	1,551	1,556	1,717 *	1,771	1,736	1,814 *	1,767
9	* 1,551	1,550	1,742 *	1,771	1,760	1,786 *	1,781
10	* 1,551	1,548 *	1,742	1,797	1,806 *	1,786	1,746
11	1,528	1,587 *	1,742	1,751	1,806 *	1,786	1,750
12	1,538	1,604	1,774	1,770 *	1,806	1,783 *	1,762
13	1,522 *	1,604	1,800	1,738 *	1,806	1,814 *	1,773
14	1,534 *	1,604	1,771	1,721	1,805	1,793 *	1,773
15	1,533	1,620	1,768 *	1,721	1,785	1,822 *	1,773
16	* 1,533	1,638	1,766 *	1,721	1,798	1,821 *	1,793
17	* 1,533	1,636 *	1,766	1,718	1,791 *	1,821	1,793
18	1,510	1,665 *	1,766	1,728	1,765 *	1,821	1,779
19	1,525	1,636	1,802	1,689 *	1,765	1,805	1,773
20	1,539 *	1,636	1,845	1,709 *	1,765	1,823	1,769
21	1,541 *	1,636	1,876	1,710	1,780	1,822 *	1,769
22	1,587	1,669	1,872 *	1,710	1,805	1,828 *	1,769
23	* 1,587	1,651	1,853 *	1,710	1,815	1,836 *	1,767
24	* 1,587	1,687 *	1,853	1,692	1,805 *	1,836	1,736
25	1,574	1,710 *	1,853	1,681	1,805 *	1,836	1,769
26	1,590	1,690	1,806	1,704 *	1,805	1,835 *	1,781
27	1,566 *	1,690	1,800	1,671 *	1,805	1,836 *	1,774
28	1,540 *	1,690	1,812	1,676	1,804	1,860 *	1,774
29	1,525	1,671	1,804 *	1,676	1,808	1,851 *	1,774
30	* 1,525	1,655	1,781 *	1,676	1,749	1,870 *	1,812
31	* 1,525	1,652		1,696		* 1,870	1,808
<b>Avg Daily Backup</b>	<b>1,541</b>	<b>1,617</b>	<b>1,771</b>	<b>1,730</b>	<b>1,772</b>	<b>1,821</b>	<b>1,784</b>

Notes: Totals do not include 309 Contracts in County Jails (maximum of 336)

County Jail Back-up Average for January 2023 - 1,784

County Jail Back-up Fiscal Year Average as of January 31, 2023 - 1,719

Short-Term Revocation Program Average for January 2023 - 443

Short-Term Revocation Program Fiscal Year Average as of January 31, 2023 - 513

## STTG UNIT COUNTS – JANUARY 2023

Unit	Beginning Total	Confirmed	Suspected	In	Out	Paroled	Removed	Ending Total	Total Unit Population	Unit % of STTG's
Benton	102	0	0	7	3	8	0	98	357	27.45%
Cummins	684	0	0	54	47	12	0	679	1,979	34.31%
Delta	194	0	0	19	19	0	1	193	626	30.83%
EARU	667	0	0	44	34	10	0	667	1,595	41.82%
Ester	129	0	0	12	18	0	1	122	572	21.33%
Grimes	373	0	0	21	18	10	0	366	1,071	34.17%
Hawkins	56	0	0	6	4	0	0	58	449	12.92%
Max	281	0	0	20	10	9	0	282	569	49.56%
Mcperson	47	0	0	2	1	0	0	48	1,008	4.76%
MCWR	46	0	0	8	5	1	0	48	153	31.37%
NCU	283	1	0	16	6	7	0	287	822	34.91%
NWAWR	33	0	0	2	1	1	0	33	100	33.00%
ORCU	344	5	0	84	76	6	0	351	1,558	22.53%
ORCU Intake	74	85	0	0	89	0	0	70	251	27.89%
Pine Bluff	184	0	0	23	36	5	0	166	601	27.62%
RLW	214	0	0	40	30	15	0	209	540	38.70%
TWR	39	0	0	9	0	0	0	48	122	39.34%
Tucker	207	0	0	18	11	5	0	209	615	33.98%
Varner	685	0	1	52	46	10	0	682	1,637	41.66%
Wrightsville	298	0	0	27	10	6	0	309	853	36.23%
<b>Total</b>	<b>4,940</b>	<b>91</b>	<b>1</b>	<b>464</b>	<b>464</b>	<b>105</b>	<b>2</b>	<b>4,925</b>	<b>15,478</b>	<b>31.82%</b>

**ORCU Intake brought in 105 new STTG members into ADC last month.**



## STTG DISCIPLINARY REPORT – JANUARY 2023

Unit	STTG Incidents	STTG Suspected Incidents	Total Unit Disciplinary	Disciplinary Involving STTG	Percentage
Benton	0	0	9	2	22.22%
Cummins	0	0	212	93	43.87%
Delta	0	0	102	65	63.73%
EARU	0	0	138	80	57.97%
Easter	0	0	33	11	33.33%
Grimes	0	0	228	125	54.82%
Hawkins	0	0	1	0	0.00%
Max	0	0	82	49	59.76%
Mcperson	0	0	123	8	6.50%
MCWR	0	0	12	2	16.67%
NCU	1	0	86	41	47.67%
NWAWR	0	0	1	0	0.00%
ORCU	0	0	112	54	48.21%
ORCU Intake	0	0	3	1	33.33%
Pine Bluff	0	0	75	32	42.67%
RLW	0	0	131	74	56.49%
TWR	0	0	1	0	0.00%
Tucker	0	0	88	47	53.41%
Varner	0	0	153	84	54.90%
Wrightsville	0	0	216	112	51.85%
<b>Total</b>	<b>1</b>	<b>0</b>	<b>1,806</b>	<b>880</b>	<b>48.73%</b>

## STTG COUNTS BY STTG SET – JANUARY 2023

STTG Set	Benton	Cummins	Delta	EARU	Ester	Grimes	Hawkins	Max	Mcperson	MCWR	NCU	NWAWR	ORCU	Intake	PB	RLW	TWR	Tucker	Varner	Wrightsville	Total
Asian	1	1	1	1	0	0	0	0	0	0	1	0	1	0	0	2	0	0	1	0	9
Bloods	22	146	24	134	19	74	6	59	4	4	50	6	60	14	24	34	8	26	155	53	922
Crips	11	76	22	85	14	42	9	39	5	7	31	4	44	8	19	13	2	21	103	38	593
Folk	4	65	0	54	3	32	14	35	4	0	9	8	10	16	11	10	2	17	66	21	381
GD	20	153	33	172	27	79	1	61	5	11	66	0	90	4	35	62	13	56	142	67	1,097
Mexican	5	23	6	18	5	13	2	9	1	3	7	1	7	3	6	8	0	9	21	11	158
Motorcycle	0	5	1	2	0	0	0	1	1	0	3	1	2	0	1	0	0	0	1	2	20
Other	4	5	15	24	23	8	3	7	3	2	15	1	10	2	10	5	1	7	16	11	172
People	2	34	2	24	0	18	3	18	4	2	12	1	9	2	7	10	2	10	5	11	176
Unknown	0	21	4	7	0	1	1	1	6	0	1	3	10	0	0	2	1	2	2	10	72
W/S	19	66	57	47	12	47	9	7	7	13	36	3	49	14	34	33	11	27	75	37	603
AB	0	11	1	3	4	4	2	1	1	0	4	2	4	0	1	1	1	4	18	5	67
AC	0	7	5	11	4	4	0	6	1	0	9	1	2	1	4	4	0	4	12	4	79
NAE	3	35	9	41	6	18	1	15	3	4	18	1	23	3	3	11	2	11	29	15	251
WAR	7	31	13	44	5	26	7	23	3	2	25	1	30	3	11	14	5	15	36	24	325
<b>Total</b>	<b>98</b>	<b>679</b>	<b>193</b>	<b>667</b>	<b>122</b>	<b>366</b>	<b>58</b>	<b>282</b>	<b>48</b>	<b>48</b>	<b>287</b>	<b>33</b>	<b>351</b>	<b>70</b>	<b>166</b>	<b>209</b>	<b>48</b>	<b>209</b>	<b>682</b>	<b>309</b>	<b>4,925</b>

Key:

GD = Gangster Disciples

W/S = White Supremacist

NAE = New Aryan Empire

WAR = White Aryan Resistance

AC = Aryan Circle

AB = Aryan Brotherhood

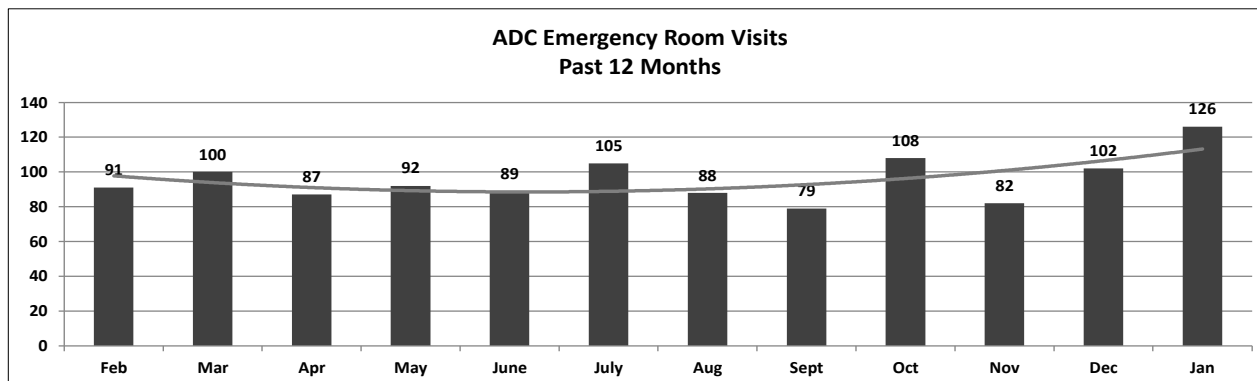
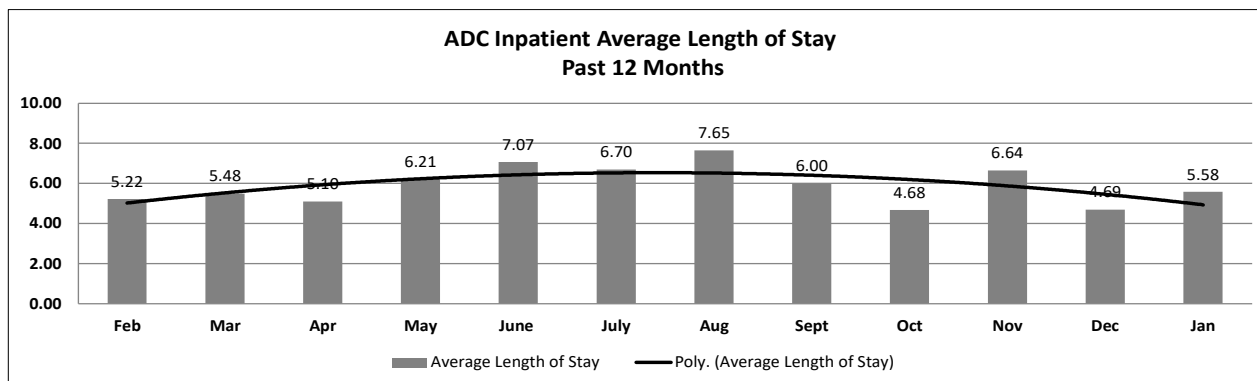
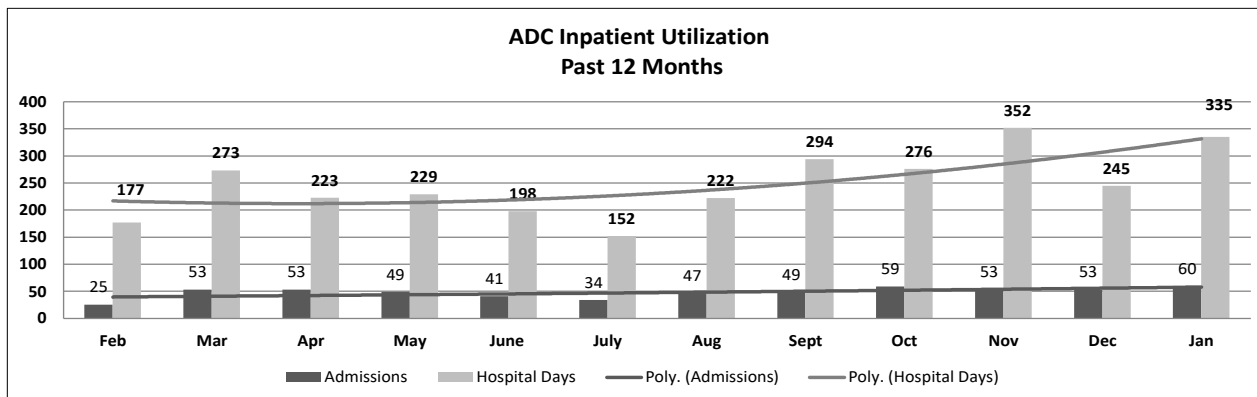
## ADC INPATIENT AND EMERGENCY ROOM UTILIZATION

**ADC Inpatient Statistics Past 12 Months**

	2022												2023	
	Feb	Mar	Apr	May	June	July	Aug	Sept	Oct	Nov	Dec	Jan	Average	
<b>Admissions</b>	25	53	53	49	41	34	47	49	59	53	53	60	<b>48.0</b>	
<b>Hospital Days</b>	177	273	223	229	198	152	222	294	276	352	245	335	<b>248.0</b>	
<b>Average Length of Stay</b>	5.22	5.48	5.10	6.21	7.07	6.70	7.65	6.00	4.68	6.64	4.69	5.58	<b>5.17</b>	

**ADC ER Visits Past 12 Months**

	2022												2023	
	Feb	Mar	Apr	May	June	July	Aug	Sept	Oct	Nov	Dec	Jan	Average	
<b>Emergency Room Visits</b>	91	100	87	92	89	105	88	79	108	82	102	126	<b>95.8</b>	



## MEDICAL GRIEVANCE BOARD REPORT – JANUARY 2023

<b>Unit</b>	<b>Acknowledged/Received</b>	<b>Rejected</b>	<b>Reviewed &amp; Signed by Dep Director</b>	<b>With Merit</b>	<b>With Merit, but Resolved</b>	<b>% With Merit</b>	<b>Without Merit</b>
Benton	0	0	0	0	0	0%	0
CMU	0	0	0	0	0	0%	0
Cummins	15	6	19	0	0	0%	19
Delta	6	5	3	0	0	0%	3
EARU	9	2	10	1	0	10%	9
EARU Max	10	0	9	0	0	0%	9
Ester	1	0	2	0	0	0%	2
Grimes	13	1	11	2	0	18%	9
Hawkins	0	0	0	0	0	0%	0
McPherson	11	4	7	0	0	0%	7
MCWRC	0	0	0	0	0	0%	0
MSU	14	0	7	0	0	0%	7
North Central	1	0	6	0	2	33%	4
NWAWRC	0	0	0	0	0	0%	0
Ouachita	12	1	8	0	1	13%	7
Pine Bluff	3	0	0	0	0	0%	0
Randall L. Williams	0	1	0	0	0	0%	0
SNN	0	2	0	0	0	0%	0
TRCC	0	0	0	0	0	0%	0
Tucker	7	1	6	0	0	0%	6
Varner	6	0	6	0	0	0%	6
Varner Super Max	11	0	10	0	0	0%	10
WRU	3	0	2	0	0	0%	2
WHM	1	2	2	0	0	0%	2
WWR	0	0	0	0	0	0%	0
<b>Total</b>	<b>123</b>	<b>25</b>	<b>108</b>	<b>3</b>	<b>3</b>	<b>6%</b>	<b>102</b>

CHAPLAINCY

Month: January Year: 2023	CUMMINS	DELTA REGIONAL	EAST ARKANSAS	EAST ARKANSAS MAX	ESTER	GRIMES	HAWKINS	MAXIMUM	MCPHERSON	NORTH CENTRAL	OUACHITA RIVER	PINE BLUFF	RANDALL L. WILLIAMS	TUCKER	VARNER	VARNER MAX	WRIGHTSVILLE	TOTAL
<b>Services Chaplains Oversaw</b>																		
Christian																		
Population	8	4	3	0	4	2	0	3	5	9	6	6	8	3	12	0	3	76
Segregation	0	0	0	0	0	0	0	3	0	0	0	0	0	0	0	0	0	3
Muslim																		
Population	3	3	2	0	4	4	0	4	4	4	4	3	5	0	4	0	3	47
Segregation	0	0	0	0	0	0	0	4	0	0	0	0	0	0	0	0	0	4
<b>130</b>																		
<b>Volunteers in Charge</b>																		
Protestant	10	0	2	0	14	6	0	13	22	5	6	9	4	12	0	0	13	116
Catholic	2	0	2	0	0	0	2	0	2	5	4	1	0	0	0	0	0	18
Muslim	1	0	0	0	0	0	2	2	4	0	0	0	0	1	0	0	1	11
Other	2	7	2	0	0	0	0	0	6	0	4	0	0	0	0	0	0	21
Baptism	0	0	7	0	0	0	0	0	0	6	9	0	0	0	0	0	0	22
<b>Marriages</b>																		
	0	0	0	0	0	0	0	0	0	0	0	0	0	0	0	0	0	0
<b>Distributed by Chaplains</b>																		
Greeting Cards	232	4	0	10	150	16	0	35	735	38	95	51	27	73	71	180	50	1,767
Bibles, Quran, Torah, Etc.	62	20	67	36	40	24	30	9	53	30	185	24	9	80	22	17	9	717
Study Course	0	0	47	72	26	9	60	0	22	0	32	23	3	23	0	0	0	317
Writing Supplies	0	0	0	0	56	143	25	24	111	0	500	2	0	61	0	0	0	922
Literature	973	59	1,123	872	32	272	150	7	323	1,092	335	247	31	860	741	293	275	7,685
<b>Chaplain's Visits</b>																		
Barracks	61	7	24		24	97	20	10	117	55	44	66	48	96	189	50	29	937
Approximate Hours Spent in Barracks	30	33	2	0	10	38	1	5	25	14	22	20	17	24	85	12	20	358
Inmate Office visits	40	89	34	0	0	167	77	4	75	66	56	15	16	196	52	0	21	908
Other Office visits	15	11	16	3	38	54	10	7	15	15	45	73	2	40	88	8	0	440
Hospital	0	0	0	0	0	0	0	0	0	0	19	0	0	0	0	0	0	19
Infirmery/Sick Call	4	3	3	0	4	5	0	8	15	3	10	4	2	3	5	2	4	75
Restrictive/Punitive Housing	9	3	0	7	4	9	4	8	18	6	16	2	3	11	1	21	4	126
PC - DRU		3																3
Visitation Days	0	0	0	0	0	0	0	0	0	0	0	0	0	0	0	0	0	0
<b>Volunteer Visits</b>																		
RCV	0	0	1	0	5	0	0	0	11	0	1	6	0	0	1	0	0	25
OCV	20	0	6	0	0	0	0	15	26	16	1	2	7	16	0	0	0	109
Spiritual Advisor	0	0	0	0	0	0	0	0	0	0	0	0	0	0	0	0	0	0
CRA	31	7	34	12	9	50	44	43	67	13	28	8	25	88	25	8	35	527
<b>Religious Volunteer Hours</b>																		
Volunteer Hours	51	13	108	0	36	201	44	131	209	268	110	37	34	255	68	36	50	1,651
Denominational/Volunteer Chaplain Hours	23	0	0	0	128	13	62	24	66	242	7	50	0	42	8	0	20	685
<b>2,336</b>																		
<b>Other Activities of Chaplain</b>																		
Counseled Employees	8	7	12	0	7	5	6	5	22	6	29	2	3	12	149	0	6	279
Orientation Sessions	4	0	0	0	1	0	0	0	0	1	0	0	0	0	0	0	0	6
Free World Devotions	0	0	5	0	1	11	0	0	1	0	0	0	0	2	23	0	0	43
Spoke in Churches	9	9	5	0	4	2	0	0	0	0	0	0	0	4	23	0	4	60
Crisis Intervention Sessions	23	5	1	0	0	2	3	0	30	6	16	4	7	7	9	6	5	124
Marriage Counseling	0	0	0	0	0	1	0	0	0	0	0	0	0	0	0	0	0	1
Denominational Meeting	0	0	0	0	1	0	0	0	0	0	0	0	0	0	0	0	0	1
Chaplain's Meeting	1	0	3	0	1	2	2	1	2	1	2	1	1	1	4	0	1	23
Volunteer Training Session	0	0	0	0	4	0	0	1	0	0	0	0	0	0	0	0	2	7
<b>Chaplain Transfers</b>																		
	0	0	0	0	0	0	0	0	0	0	0	0	0	0	0	0	0	0
<b>Chaplain Promotions</b>																		
	0	0	0	0	0	0	0	0	0	0	0	0	0	0	0	0	0	0
<b>PAL PROGRAM</b>																		
Enrolled at start of month	58	23	50	0	56	42	14	18	54	60	32	0	0	52	48	0	30	537
Enrolled during the month	6	2	3	0	0	16	6	4	11	6	2	0	0	8	6	0	6	76
Removed From PAL Program																		
# Paroled	3	0	1	0	0	1	0	0	0	0	0	0	0	2	1	0	1	9
# Completed	0	1	0	0	0	3	0	0	1	0	0	0	0	5	0	0	3	13
# Withdraw	0	0	0	0	0	4	0	0	4	3	0	0	0	2	0	0	0	13
# Removed	3	0	4	0	0	3	0	0	2	3	1	0	0	0	1	0	2	19
# Transferred	0	1	0	0	0	1	0	0	4	0	0	0	0	0	0	0	1	7
Total Removed from PAL Program	6	2	5	0	0	12	0	0	11	6	1	0	0	7	4	0	7	61
Total Enrolled at the End of the Month	58	23	48	0	56	46	20	22	54	60	33	0	0	53	50	0	29	552
<b>Volunteers in PAL</b>																		
	13	2	8	0	0	8	12	7	80	10	4	0	0	7	1	0	5	157
<b>Special Events:</b>																		
	2	1	1	0	0	0	0	1	0	0	0	0	0	2	0	0	0	7

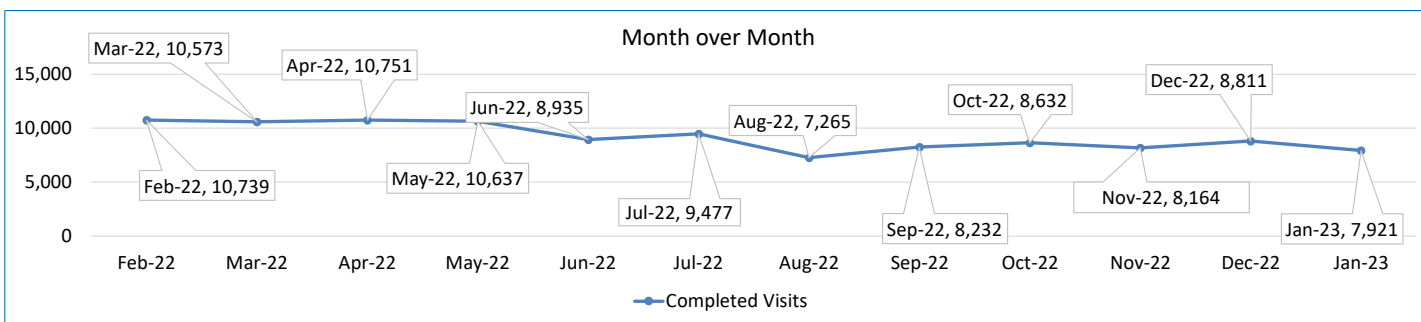
## SECURUS VIDEO VISITATION REPORT JANUARY 2023

### AR-DOC SVV Activity Tracker

Total ADP 15,572

Total Visits by Month	Feb-22	Mar-22	Apr-22	May-22	Jun-22	Jul-22	Aug-22	Sep-22	Oct-22	Nov-22	Dec-22	Jan-23
Total (Includes SuperMax)	10,739	10,573	10,751	10,637	8,935	9,477	7,265	8,232	8,632	8,164	8,811	7,921
Target Objective	15,587	15,587	15,587	15,587	15,587	15,587	15,587	15,587	15,587	15,587	15,587	15,587

#### Anywhere Visitation Performance:



#### Completed Visits

Site	Current Month	Previous Month
<b>Benton</b>	125	152
<b>Cummins</b>	698	776
<b>Delta Regional</b>	347	386
<b>East Arkansas Regional</b>	838	1,005
<b>Ester</b>	353	171
<b>Grimes</b>	603	715
<b>J Aaron Hawkins Sr.</b>	480	605
<b>Tucker Max</b>	310	352
<b>Mcpherson</b>	409	473
<b>Mississippi County WRC</b>	54	57
<b>North Central</b>	618	714
<b>NW Arkansas WRC</b>	64	102
<b>Ouachita River</b>	825	882
<b>Pine Bluff Complex</b>	305	376
<b>Randall L Williams</b>	198	172
<b>State Police Barracks</b>	50	80
<b>Texarkana Regional</b>	74	82
<b>Tucker Unit</b>	292	256
<b>Varner</b>	896	963
<b>Wrightsville Unit</b>	372	474
<b>Pine Bluff Re-Entry</b>	10	18
<b>Tucker Re-entry</b>	0	0
<b>Total:</b>	<b>7,921</b>	<b>8,811</b>

#### Missed by Inmate

Site	Current Month	Previous Month
<b>Benton</b>	6	2
<b>Cummins</b>	40	57
<b>Delta Regional</b>	4	8
<b>East Arkansas Regional</b>	16	37
<b>Ester</b>	13	78
<b>Grimes</b>	15	7
<b>J Aaron Hawkins Sr.</b>	5	7
<b>Tucker Max</b>	7	14
<b>Mcpherson</b>	13	13
<b>Mississippi County WRC</b>	8	20
<b>North Central</b>	5	24
<b>NW Arkansas WRC</b>	10	6
<b>Ouachita River</b>	24	13
<b>Pine Bluff Complex</b>	7	8
<b>Randall L Williams</b>	1	4
<b>State Police Barracks</b>	3	4
<b>Texarkana Regional</b>	2	4
<b>Tucker Unit</b>	4	17
<b>Varner</b>	18	54
<b>Wrightsville Unit</b>	19	7
<b>Pine Bluff Re-Entry</b>	0	1
<b>Tucker Re-entry</b>	0	0
<b>Total:</b>	<b>220</b>	<b>385</b>

**SECURUS TABLET REPORT  
JANUARY 2023**

Facility Name	Personal Tablets (All)	\$0	\$5	Community / Inventory	Officer	Total	New Subscriptions
Benton Unit	350	95	255	129	8	487	2
Cummins Unit	1,371	925	446	678	14	2,063	157
Delta Regional Unit	465	268	197	391	15	871	58
East Arkansas Regional Unit	884	542	342	441	10	1,335	77
Ester Unit	520	338	182	277	20	817	23
Grimes Unit	700	452	248	712	14	1,426	78
J. Aaron Hawkins Sr. Center For Women	423	247	176	195	19	637	21
McPherson Unit	802	500	302	201	17	1,020	142
Mississippi County Work Release Center	154	47	107	79	9	242	0
North Central Unit	590	340	250	289	10	889	53
Northwest Arkansas Work Release Center	100	28	72	15	8	123	0
Ouachita River Unit	924	610	314	938	14	1,876	94
Pine Bluff Reentry Center	54	14	40	27	0	81	0
Pine Bluff Unit	436	286	150	156	9	601	22
Randall L Williams Facility	345	192	153	95	15	455	40
State Police Barracks	48	35	13	13	3	64	0
Texarkana Regional Correction Center	122	32	90	47	10	179	2
Tucker Maximum Security Unit	253	164	89	310	14	577	9
Tucker Reentry Center	0	0	0	45	2	47	0
Tucker Unit	453	292	161	278	10	741	39
Varner Unit	918	618	300	608	21	1,547	75
Wrightsville Unit	631	415	216	411	9	1,051	43
<b>TOTAL</b>	<b>10,543</b>	<b>6,440</b>	<b>4,103</b>	<b>6,335</b>	<b>251</b>	<b>17,129</b>	<b>935</b>

CONSTRUCTION BUDGET / STATUS REPORT - FEBRUARY 7, 2023 — [Page 1 of 2]

Fund	Project Description	Approved Budget	Actual Budget Spent	Available Budget	\$ % Complete	Construction % Complete	Notes
700483A	EARU Max Rec Expanded Metal Rec Yard	879,000	834,791	44,209	95%	70%	Construction of the Rec Pens at EARU began on 1/03/2022. We are making great progress with this project. The funds spent on this project is reflective of the engineering fees, material and construction of the panels. 24 pens are complete and delivered to the unit for use. All of the prep work for the remaining 24 pens is complete. Concrete foundation is completed. Erecting panels on-site.
700483A NDC0200	Tucker Max Expanded Metal Rec Yard	8,160,845	1,139,825	7,021,020	14%	13%	Final plans submitted to DBA for approval on pre-cast pens. The funds spent on this project is reflective of engineering fees and the material needed to construct the rec pen panels.
700483A	Cummins Expanded Metal Rec Yard	368,617	52,292	316,325	14%	10%	We are constructing the panels on-site. Funds spent on this project is reflective of engineering fees spent against this portion of the overall project. This project is being finalized with the design team and will be submitted to DBA in the following weeks for review and approval.
KBR4Q95	Bullpens	851,999	388,676	463,323	46%	45%	Varner & EARU complete. Installation underway at Max. Locks delivered. Working on bullpens now.
KBR4Q95	13 & 15 Barracks Door Revisions	174,000	155,756	18,244	90%	85%	All doors and locks installed in 13 Barracks. 15 barracks has been remeasured for quality assurance and we are fabricating the revisions at this time at Central Maintenance. Reworking 5 doors at a time for renovation.
7004828	Entegrity Energy Improvements Phase 2 at Tucker and Max	18,603,150	18,422,630	180,520	99%	99%	Lighting, plumbing and water are complete at the Max and Tucker Unit. HVAC is finishing up at the Max. There are several other items to be replaced at Tucker and Phase II will be complete.
KBSHW18	Tucker Water Treatment	1,093,848	153,956	939,892	14%	0%	The original blueprints has been completed and approved. The detail drawings are complete. Submittals has been presented to DBA for final approval. We are awaiting guidance for notice to proceed utilizing the ARPA funds awarded. The funds spent on this project is reflective of engineering and design fees.
KBSFW18 KBR4Q95	Max Armory	100,000	67,089 23,964	8,946	91%	89%	We have our notice to proceed from DBA. Work has started on this project. Plumbing line and foundation work complete. Brick complete on outside and roof installed. Working on inside of building. Funds spent on this project is reflective of material pre-purchased prior to the start of construction. Expected completion date of 2/17/2023.
7004810	Administrative East Roof Replacement	2,153,257	1,832,566	320,691	85%	99%	The funds spent is reflective of engineering fees and materials. Admin East is complete with new TPO roof awaiting manufacturer warranty inspection. Crews are working at RLW on the TPO tapered roof plan and is expected to be finished on the first 49,000 sqft by 1/13/2023. They will then move to the upper sections of the roof to tear off and replace. They have started Central Warehouse roof and is about 50% complete.
7004810	Central Warehouse Roof Replacement	424,000	27,372	396,628	6%	49%	
7004810	RLW Roof Replacement	2,722,743	1,524,679	1,198,064	56%	58%	
865C 7004820 KBR4Q95	NCU Perimeter Security	600,000	20,625 30,334 6,275	542,766	10%	98%	In person sites visits are complete. All of the boring is complete and we are laying the conduit for fiber runs for the cameras. All equipment is in place and programming the system and start up is what is left on this project. The funds spent is reflective of on-call design fees. The reason for the difference in construction and financial completeness is due to the company not invoicing the agency for the work performed. Final walkthrough scheduled for next week.
N98	Max Re-Entry Generator Project	135,000	16,635	118,365	12%	10%	Plans submitted to DBA. We have received our notice to proceed on this project. Funds spent are reflective of engineering fees and site work at location.
KBR4Q95	NCU Generator	202,000	177,350	24,650	88%	10%	DBA Approved. Generator has arrived. Funds spent on this project is on-call design fees, generator cost and material needed once once we are ready for installation. This project is on hold.
7004820	Tucker 10 Barracks Sidewalk	70,259	33,197	37,062	47%	98%	Sidewalk is complete. This project has several additional elements added that will better secure movement through the compound. The difference in funds spent and construction complete is due to use of on-site material identified after the budget was approved. Camera installation and door control wiring being is ran as well.
7004820	Lethal Fence Control for Cummins, Varner SuperMax, Tucker Max, & EARU	1,490,000	673,160	816,840	45%	25%	Notice to proceed has been issued. Pre-con meeting was held on August 4, 2022. ETA on start of this project November 14, 2022. Material and part delays has driven the delay on project. Funds spent on this project is reflective of design fees and payment for equipment to vendor. The EARU lethal fence upgrade element is complete. Moving attention challenges concerning the install at the MAX, Varner and Cummins.





CONSTRUCTION BUDGET / STATUS REPORT - FEBRUARY 7, 2023 — [Page 2 of 2]

Fund	Project Description	Approved Budget	Actual Budget Spent	Available Budget	\$ % Complete	Construction % Complete	Notes
<u>Telephone Projects</u>							
Maintenance & Operations	Fire Alarm Upgrades (All Units)	41,000	14,433	26,567	35%	35%	on-going
	Stainless Steel - Kitchen/Shower/Restrooms - All Units	20,000	0	20,000	0%	0%	continual need
	Gates and Fences all units	25,000	24,451	549	98%	95%	on-going
	ACA Maintenance	100,000	31,249	68,751	31%	27%	Working with EARU, MCWR, Delta and NCU with FY23 ACA.
	ADA Projects - All Units	10,000	5,500	4,500	55%	50%	on-going
	Fast Top Floor Systems (kitchen/laundry/showers all units)	25,000	1,363	23,637	5%	5%	on-going
	Camera Equipment - All Units	320,000	227,228	92,772	71%	70%	cameras as requested/approved.
	Lock/Riot Gates - All Units	90,500	68,909	21,591	76%	75%	on-going.
	HVAC Units-All Units	70,000	68,457	1,543	98%	95%	repairing & replacing daily.
	<b>Subtotal</b>	<b>\$ 701,500</b>	<b>\$ 441,591</b>	<b>\$ 259,909</b>			
Capital Projects FY22 Carry Forward	Metal Ceilings	25,000	0	25,000	0%	0%	Wrightsville showers are underway.
	ORCU Gravel Pit Operations	35,000	0	35,000	0%	0%	on-going.
	Dog Kennel/Horse Stable Malvern	58,000	14,785	43,215	25%	50%	Dog kennel is complete and delivered. Site work has started on horse barn and work on that project will begin as soon as the site is ready for construction. Difference in % complete and construction complete is the use of existing material on Dog Kennel. Material for horse barn is being delivered on-site. As soon as weather permits we will start laying the structure out.
	Emergency Generator - All Units	130,000	21,680	108,320	17%	15%	Cummins East Bldg generator ordered awaiting delivery. No ETA from vendor.
	Delta Perimeter Video Surveillance	622,000	31,606	590,394	5%	15%	We have received the notice to proceed from DBA. All boring and digging equipment and is currently being moved to the Delta Unit for their install. Boring has begun at Delta. They are also installing the boxes for installation. The funds spent is reflective of on-call design fees.
	Roof Repairs-Cummins	930,700	0	824,803	11%	15%	Need repairs at Delta, Varner, Tucker Max and Tucker. Working through repairs with vendor. First two sections are complete at Varner. Lee County Jail is complete. A second crew has been reviewed and approved and will begin at Tucker as soon as the purchase order is delivered.
	Roof Repairs-Cummins Laundry		0				
	Construction/Maintenance		0				
	Roof Repairs-Delta		0				
	Roof Repairs-East Arkansas		52,654				
	Roof Repairs-Max		0				
	Roof Repair-McPherson		0				
	Roof Repair - NCU		0				
	Roof Repair - RLW		0				
	Roof Repairs-Tucker		0				
Roof Repairs-Varner	53,244						
Roof Repairs-Wrightsville	0						
<b>Subtotal</b>	<b>\$ 1,800,700</b>	<b>\$ 173,968</b>	<b>\$ 1,626,732</b>				
New Projects	Additional Metal Fab	10,000	0	10,000	0%	0%	
	PB Warehouse Drive Replacement	218,000	56,873	161,127	26%	49%	The fuel island portion of this project is 100% complete. Working with vendor on completion of this project with Central Warehouse Drive. Weather is the hold up as of today but we are working through all of the details to develop a schedule and a plan to move forward.
	<b>Subtotal</b>	<b>\$ 228,000</b>	<b>\$ 56,873</b>	<b>171,127</b>			
	Architect Fees	55,000	26,279	28,722	48%		
<b>Total</b>	<b>\$ 2,785,200</b>	<b>\$ 698,710</b>	<b>\$ 2,086,490</b>				

Notes Report has not been reconciled against Accountings Reconciled Reports. Tolerance/Deviation is with in 1% of Projected Spending.