



# DIVISION OF CORRECTION BOARD REPORT

December 2022

Dexter Payne  
Director



## POPULATION REPORT

### RESEARCH/PLANNING

**November 2022 Admissions and Releases** – Admissions for November 2022 totaled **343** (259-males and 84-females) while releases totaled **399** (309-males and 90 females) for a net decrease in-house of 56 inmates.

**Inmate Population Growth/Projection** – At the end of November 2022, the jurisdictional population for the Division of Correction totaled **17,521**, representing an increase of **498** inmates since the first of January 2022. At reporting time, calendar year 2022 has seen an average rate of **45** inmates per month, which is down from an average monthly increase of **77** inmates per month during calendar year 2021.

**Average County Jail Backup** – The backup in the county jails averaged **1,772** inmates per day during the month of November 2022, which was up from the per-day average of **1,730** inmates during the month of October 2022. Of the **1,772** average, short-term revocations accounted for **487** (406 males and 81 females) during the month.

## INSTITUTIONS

### INMATE INSTITUTIONAL GRIEVANCES

**Inmate Formal/Informal Grievances:** During November, a total of 1,100 formal grievances and 1,682 informal grievances were filed at various units.

**Institutional Grievances Appeals:** There was a total of 450 appeals of institutional grievances received in November. Of those, 336 were acknowledged and 114 were rejected for various reasons. Of the total 332 appeals answered, 330 had no merit and two had merit.

### FARMS

Wheat crops were planted at all ADC farms in November – a total of 3,800 acres this year. About 1,500 acres of wheat was planted at the Cummins and Tucker units for early spring grazing. Cover crop was planted at the East Arkansas Regional Unit farm to help build the soil, reduce erosion, and add nutrients back into the soil. The same was done at Cummins on the ground that was leveled last year.

A lot of fresh produce was gathered from the gardens during the month, with Vegetable Processing shipping out as much of it as possible.

During the month, egg production consistently averaged 35,000 daily, which is where it needs to be to keep up with

the demand. The dairy was faced with working through a spike in the somatic cell count in the milk. The cows were started on a new vaccine that will hopefully better control the issue.

Beef herds have weaned all of the calves. Steers are scheduled to be sold in January through Superior Livestock Auctions. All heifers will be retained and evaluated in April for replacements.

Horses were identified for the annual horse auction scheduled for March 11, 2023. While 48 were found to be eligible for the sale, that number will be narrowed down to 28-30 when the horses are picked up in December and January.

## REGIONAL MAINTENANCE HOURS

Regional Maintenance Hours	November 2022
Benton Unit	5,995
Delta Regional Unit	1,563
East Arkansas Regional Unit	600
Grimes Unit	1,152
McPherson Unit	1,336
Mississippi County Work Release	1,440
North Central Unit	4,720
Ouachita River Correctional Unit	3,032
Randall L. Williams Unit	3,168
Texarkana Regional Corr. Ctr.	2,580
Tucker Unit	1,136
Varner Unit	2,768
Wrightsville Unit	2,582
<b>Total Hours</b>	<b>32,072</b>

## WORK RELEASE RENT REPORT

Unit	November 2022
Benton Unit	\$104,091.00
Mississippi County Work Release	\$62,594.00
Northwest Arkansas Work Release	\$39,661.00
Pine Bluff Work Release	\$37,485.00
Texarkana Regional Corr. Ctr.	\$40,273.00
Wrightsville Hawkins Unit	\$22,865.00
<b>Total</b>	<b>\$306,969.00</b>

**REENTRY**

**PROGRAMS - NOVEMBER 2022**

Program Name	Beginning Count	Admitted	Graduated	Removed	End Count	Volunteer Hours
Behavioral/Life Skills (Ester)	0	0	0	0	0	0
Inside Out (Ester)	0	0	0	0	0	0
Release Program (Ester)	14	5	0	5	14	0
Veterans Program (Ester)	18	2	0	0	20	6
Lifer Program (MAX)	11	1	0	2	10	9
Juvenile Program* (RLW)	6	0	0	0	6	0
<b>TOTAL</b>	<b>49</b>	<b>8</b>	<b>0</b>	<b>7</b>	<b>50</b>	<b>15</b>

\*Juvenciles are transferred from the program once they reach the age of 18.

**WORKFORCE ALLIANCE FOR GROWTH IN THE ECONOMY (WAGE)**

November 2022 Capacity: 120 Unit:	Beginning Count	Admissions During Mo.	Completed	Removed*	End Count
Delta	5	0	5	0	0
East Arkansas	0	0	0	0	0
Ester	1	0	0	0	1
Hawkins	0	8	0	1	7
McPherson	0	0	0	0	0
North Central	0	0	0	0	0
Ouachita River	15	14	11	4	14
Tucker	18	0	4	1	13
Wrightsville	0	4	0	0	4
<b>TOTAL</b>	<b>39</b>	<b>26</b>	<b>20</b>	<b>6</b>	<b>39</b>

\*The "Removed" column indicates the number of participants who transferred, signed out, received a disciplinary, were removed because test scores were not returned/were too low to continue, or were released from prison.

**ADVANCED PRINCIPLES AND APPLICATIONS FOR LIFE PROGRAM (APAL)**

November 2022 Capacity: 86	Beginning Count	Admissions During Mo.	Removed*	End Count
Ester	56	2	2	56
Hawkins	20	4	7	17
<b>TOTAL</b>	<b>76</b>	<b>6</b>	<b>9</b>	<b>73</b>

Advanced PAL is an 18-month reentry program that combines a pre-release curriculum with the PAL program.

\*The "Removed" column indicates the number of participants who paroled, completed the program, withdrew from the program, transferred, or were removed from the program for another reason.

**WRIGHTSVILLE-HAWKINS PATHWAY TO FREEDOM PROGRAM**

November 2022 Capacity: 200	Beginning Count	Enrolled During the Month	Removed	End Count*
Wrightsville-Hawkins PTF	199	8	10	197

**THINK LEGACY**

November 2022 Capacity: 635 Unit	Beginning Count	Admitted	Graduated	Removed*	End Count
Cummins	19	0	0	3	16
Delta Regional	23	0	0	1	22
East Arkansas Regional	41	0	0	0	41
McPherson	38	0	0	2	36
North Central	45	0	0	1	44
Ouachita River	23	0	0	5	18
Tucker	23	0	0	0	23
<b>Total</b>	<b>212</b>	<b>0</b>	<b>0</b>	<b>12</b>	<b>200</b>

THINK LEGACY VOLUNTEER HOURS = 22

\*The "Removed" column indicates the total number of participants who paroled, signed out, transferred, or were removed from the program for any other reason and are no longer in the barracks.

**COLLEGE REPORT NOVEMBER 2022**

COLLEGE PROGRAM LOCATIONS	Beginning Count	Admissions During Mo.	Remomved During Mo.	End Count	Staff Enrolled
<b>Arkansas State University</b>					
Grimes Unit	9	0	0	9	0
McPherson Unit	32	0	0	32	0
<b>Ashland University</b>					
North Central Unit	18	0	0	18	0
<b>Mid-America Seminary College</b>					
Varner Unit	36	0	0	36	0
<b>Philander Smith College</b>					
East Arkansas Regional Unit	26	0	2	24	0
Tucker Unit	13	0	0	13	0
<b>Southeast Arkansas College</b>					
Cummins Unit	17	0	1	16	1
Varner Unit	13	0	0	13	2
<b>Shorter College</b>					
Hawkins Unit	10	0	1	9	0
Ouachita River Unit	24	0	2	22	0
Pine Bluff Complex	37	0	0	37	0
Wrightsville Unit	14	1	2	13	0
<b>TOTAL</b>	<b>249</b>	<b>1</b>	<b>8</b>	<b>242</b>	<b>3</b>

## TRAINING

### DIVISION OF CORRECTION TRAINING - November 2022

#### BASIC TRAINING DIVISION –

Instructor Lt. Michael Lennox's **BCOT Class 2022-O** graduated on November 18, with a total of 52 cadets.

The *Willis H. Sargent Award* recipient was Caroline Trader of the Maximum Security Unit.

*Academic Awards* were presented to the following:

- 1st – Jeremiah Peterson, North Central Unit
- 2nd – Amanda Hickerson, Maximum Security Unit
- 3rd – Nikkia Douglas, Varner Unit

Recipients of *Physical Fitness Awards* were:

- 1st – Joseph Cowell, Grimes Unit
- 2nd – Jeremiah Peterson, North Central Unit
- 3rd – Anthony White Jr., Delta Regional Unit

#### IN-SERVICE DIVISION –

Classes held by the Training Academy during the month included:

- Management Level III – 11/07–11/10 (32 hours); Instructor(s): Various – 19 participants
- ServSafe – 11/09–11/10 (16 hours); Instructor(s): Lt. Nicholas Reed – 15 participants
- Train the Trainer - Learning Transfer Impact – 11/14–11/18 (40 hours); Instructor(s): Iris McBride – 15 participants

#### eCADEMY –

During November, 364 ADC employees completed a total of 6,085 hours of eCADEMY training.

## HEALTH/CORRECTIONAL PROGRAMS

### CHAPLAINCY SERVICES AND COMMUNITY SPEAKING EVENTS

**Delta Regional Unit** – Following an Institute in Basic Life Principles (IBLP) seminar on November 14-17, a PAL graduation was held for 20 students.

**East Arkansas Regional Unit/EARU Max** – Senior Chaplain Arlen Parham made a presentation at the Old St. Paul Baptist Church in West Memphis during the East Arkansas District Association Conference on November 2. He spoke to approximately 150 people regarding opportunities for volunteers.

**Maximum Security Unit** – On November 16 and 17, the Storybook Project of Arkansas held a special event for the PAL program with 12 students participating.

Christmas Behind Bars sacks were delivered to 600 inmates on the 29th.

**McPherson Unit** – On November 5, Chaplain Keri McQueen spoke to 150 women at the Gospel Mission Church Women's Conference in Des Arc regarding prison ministry and ways to get involved.

**Tucker Unit** – On November 2, 150 inmates heard the testimony of the Wit Brothers at the Tucker Unit Chapel.

## ACCREDITATION

#### ACA Internal Audits Completed:

- 11/07–11/10 North Central Visit/File Review
- 11/15 Delta Regional Unit Pre-Audit
- 11/16–11/18 North Central Unit File Review
- 11/28–11/30 Maximum Security Unit File Review

#### Classes Taught:

- 11/07 Management Level III
- 11/16 BCOT

#### Fire/Safety and Sanitation Independent Audits Conducted by the Fire and Sanitation Coordinator:

- 11/01–11/03 Ouachita River Correctional Unit

## VOLUNTEER SERVICES

Program Name	November 2022
Veterans Program	6
Lifer Program	9
Yoga	18
<b>Total</b>	<b>33</b>

## MENTAL HEALTH SERVICES

### Reduction of Sexual Victimization Program (RSVP) and Sex Offender Treatment Programs (SOFT):

November 2022	Capacity	Beginning Count	Completed	Removed	Admissions	End Count
RSVP	238	234	0	6	7	235
SOFT	30	3	0	0	1	4
<b>Total</b>	<b>268</b>	<b>237</b>	<b>0</b>	<b>6</b>	<b>8</b>	<b>239</b>

There are 1,161 males on the waiting list for RSVP and 10 females on the waiting list for SOFT who are within five years of their TE date. Of those, seven inmates are mandated by the Parole Board.

The average time on the waiting list from request is between one and two months for those stipulated.

\*The total on the waiting list, including those not currently within the identified timeframe, is 1,552 males and 13 females. Of these, 1,174 are eligible and 391 are ineligible for the program. There is one PREA inmate in the program at this time.

\***Ineligibility is due to being in restrictive housing, having class IV status, or receiving a major disciplinary within the last 60 days.**

**MENTAL HEALTH SERVICES, *continued***

**Therapeutic Community (TC):**

November 2022 Unit	Capacity	Beginning Count	Completed	Removed	Admissions	End Count
Tucker	62	59	9	3	5	52
Wrightsville	50	50	9	2	11	50
<b>Total</b>	<b>112</b>	<b>109</b>	<b>18</b>	<b>5</b>	<b>16</b>	<b>102</b>

There are 652 males and 173 females on the waiting list who are within 10 years of their release date. Of those, 16 are mandated by the Parole Board.

The average time on the waiting list from request is 23 days.

\*The total on the waiting list, including those not currently within the identified timeframe, is 866 males and 191 females. Of these, 841 are eligible and 216 are ineligible for the program.

**\*Ineligibility is due to being in restrictive housing, having class IV status, or receiving a major disciplinary within the last 60 days.**

**Substance Abuse Treatment Program (SATP):**

November 2022 Unit	Capacity	Beginning Count	Completed	Removed	Admissions	End Count
Benton	20	18	6	6	12	18
Cummins	45	43	3	3	4	41
Maximum Security	4	4	0	0	0	4
Randall L. Williams	150	139	15	6	17	135
Wrightsville	100	100	13	9	22	100
<b>Total</b>	<b>319</b>	<b>304</b>	<b>37</b>	<b>24</b>	<b>55</b>	<b>298</b>

There are 2,257 males and 175 females on the waiting list who are within five years of their release date. Of those, 53 are mandated by the Parole Board.

The average time on the waiting list from request is 17 days.

\*The total on the waiting list, including those not currently within the identified timeframe, is 2,941 males and 199 females. Of these, 2,432 are eligible and 708 are ineligible for the program.

**\*Ineligibility is due to being in restrictive housing, having class IV status, or receiving a major disciplinary within the last 60 days.**

**PILOT PROGRAM – Substance User Rehabilitation Services (SURS):**

November 2022 Unit	Capacity	Beginning Count	Completed	Removed	Admissions	End Count
McPherson	150	129	15	11	39	142
Grimes	50	46	3	4	8	47
<b>Total</b>	<b>200</b>	<b>175</b>	<b>18</b>	<b>15</b>	<b>47</b>	<b>189</b>

**Substance Use Intervention Program:**

The Substance Use Intervention Program had no admissions and four discharges for an end-of-month count of eight in November. This program is housed at the Varner Unit and is for inmates found guilty of a disciplinary violation for drug use or drug possession.

**Ouachita River Correctional Unit (ORCU) Residential Program Unit (RPU):**

The RPU had three admissions and one discharge in November for an end-of-month count of 125.

**McPherson Unit Mental Health Residential Program Unit (RPU):**

There were two admissions and three discharges in November for an end-of-month count of 39.

**Habilitation Program:**

The Habilitation Program at the Ouachita River Correctional Unit provided treatment services to 45 inmates in November. There were no admissions or discharges, which resulted in an end-of-month count of 45.

**Anger Management Treatment:**

The Anger Management Treatment Program at the Cummins Unit did not provide treatment services to any inmates in November. There were no admissions or discharges, for an end-of-month count of zero.

**Suicide:**

There were 94 suicidal threats in November. There were 16 attempts, none of which resulted in death.

**MENTAL HEALTH SERVICES, *continued***

**Staffing:**

The following Mental Health Services and Substance Abuse Treatment Program (SATP) positions were vacant in October and November 2022:

Positions	FTEs*	October 2022	November 2022
Psychologists	13	6	6
Psychological Examiners	2	2	2
Social Workers	30	16	17
Licensed Professional Counselors	2	2	2
Rehab Director	1	1	1
Rehab Facility Supervisors	3	1	1
Advisors	64	22	22
Substance Abuse Program Coord.	6	2	2
Substance Abuse Program Leaders	40	8	8
Administrative Specialists	17	5	7
Rehab Program Managers	0	0	0

\*FTE refers to authorized Full Time Equivalent positions.

**ADDITIONAL MENTAL HEALTH AND MEDICAL INFORMATION**

**Self-Study Classes:**

Classes	Number of Participants	Number Completed	Waiting List
Anger Management	153	151	868
Thinking Errors	134	132	806
Substance Abuse Education	175	174	504
Communication Skills	128	124	841
Domestic Violence	48	42	205
Victims of Domestic Violence	23	22	85
Stress Management	187	181	801
Parenting	95	85	295

**Outpatient:**

There were 2,185 inmates on the mental health medical log at the beginning of November. Mental Health staff conducted the following contacts during the month:

Case Management Contacts	1,788
Requests for Interviews	496
Testing	0
Intakes	349
Unit Requests	1,550
Pre-Lockup Reviews	322
Routine Restrictive Housing Reviews	1,077
Restrictive Housing Rounds	14,386
PREA Evaluations	65
Routine Follow-up	490
834 Requests	68

**County Mental Health Requests:**

During November, there were 386 requests received of a mental health nature. Of those, 163 inmates were fast-tracked to ADC.

**County Medical Health Requests:**

During November, there were 670 requests received of a medical nature. A total of 17 inmates were fast-tracked to ADC.

**Medical Contract Reimbursements:**

Sanction reimbursements for ADC in October amounted to \$32,200.00.

**Deaths:**

There were five inmate deaths during the month of November. Three were claimed and two were cremated.

**Wellpath:**

See attachment for Wellpath's report regarding outside beds and emergency room visits.

**Medical Grievances:**

In November, there were 108 appeals of medical grievances received and 50 appeals were answered. One was found to be with merit and one with merit but resolved.



**ADDITIONAL MENTAL HEALTH AND MEDICAL INFORMATION, *continued***

**SEX OFFENDER ASSESSMENT**

**Assessments Completed:**

Risk Level	November	September 1999 through November 2022
Level 1	2	1,225
Level 2	27	9,115
Level 3	19	7,694
Level 4	0	736
Default 3	1	*
<b>Total</b>	<b>49</b>	<b>18,770</b>

*\*Default Level 3's are included in the total number of Level 3's to date.*

**ACIC Numbers:**

The total number of sex offenders registered from September 1999 through November 2022:

Compliant	8,724
Delinquent	1,423
Confined	3,510
Out-of-State	4,164
Address Unknown	173
Deported	210
Incapacitated	111
Out of USA	31
<b>Total</b>	<b>18,346</b>

Consistent with current Arkansas law, deceased offenders no longer remain on the registry.

**PAWS IN PRISON**

November 2022 Unit	Enrolled	Graduated	Foster	Volunteer Hours
Hawkins Unit	7	3	1	0
Maximum Security Unit	11	1	0	0
McPherson Unit	7	7	1	0
North Central Unit	4	1	0	0
Ouachita River Correctional Unit	6	1	0	0
Randall L. Williams Unit	4	2	0	8
Tucker Unit	8	4	0	0
<b>Total</b>	<b>47</b>	<b>19</b>	<b>2</b>	<b>8</b>

**Completed Paws in Prison Training:**

November 2022 Program Graduates	19
YTD 2022 Program Graduates	219
Total Graduates Since Inception (December 2011)	2,089
Dogs Currently in Foster (Graduated, but Not Adopted)	2
November 2022 Volunteer Hours	8
YTD Volunteer Hours	114

**INFORMATION TECHNOLOGY**

**INMATE TABLETS** – Within the Division of Correction, a total of 10,359 inmate tablets were utilized during November. Of those, 6,840 were base tablets at no cost. A total of 3,519 tablets were leased at \$5 per month and include premium content.

**INMATE VIDEO VISITS** – Inmates completed 8,164 video visits during the month and missed 256 within the Division of Correction.

**CONSTRUCTION/MAINTENANCE**

**PROJECT UPDATES**

**SEE CONSTRUCTION BUDGET / STATUS REPORT IN ATTACHMENTS SECTION (PAGES 24-25).**

**AGENCY HIGHLIGHTS**

**NOVEMBER 2022**

**PROMOTIONS**

Some of the security promotions during the month of November included:

**Delta Regional Unit**  
 • Maj. Undray Fields

**Hawkins Unit**  
 • Food Prep Supervisor  
 Venita Lambert

**McPherson Unit**  
 • Sgt. Robert Potter


**Maximum Security Unit**  
 • Capt. Cantrell Bass  
 • Capt. Juan Burns  
 • Lt. Christopher Grant

**North Central Unit**  
 • Sgt. Drew Smith

**Ouachita River Correctional Unit**  
 • Cpl. Lauren Ellis  
 • Maj. Tristan Head



**Maj. Undray Fields**



**Sgt. Robert Potter**

**PROMOTIONS, *continued***

**Texarkana Regional Correctional Unit**

- Deputy Warden Jason Davis



DW Jason Davis

**Transportation**

- Sgt. Earnest Moore

**Tucker Unit**

- Deputy Warden Kenyon Randle
- Sgt. Soweto Watson



DW Kenyon Randle

**Varner Unit**

- Maj. Roosevelt Barden

**STAFF APPRECIATION**

The following were recently recognized for Employee of Month honors:

- Cpl. Xzadra Richards, Wrightsville Unit
- Cpl. Kangela Wells, Hawkins Unit



Cpl. Xzadra Richards



Cpl. Kangela Wells

**EMPLOYEE SERVICE AWARDS – NOVEMBER NORTH CENTRAL UNIT:**

- Employee of the Year – *Karissa Sights*
- Supervisor of the Year – *Lisa Downing*
- Correctional Officer of the Year – *Sgt. Robert Cross*
- Correctional Supervisor of the Year – *Lt. Ethan Porter*
- Warden's Outstanding Service Award – *Mike Barger, Sgt. Alex Rush*

**TEXARKANA REGIONAL CORRECTIONAL UNIT:**

- Employee of the Year – *Lynda McGhee*
- Correctional Officer of the Year – *Cpl. Mario Rivera*
- Correctional Supervisor of the Year – *Sgt. Jonathan Sanders*
- Warden's Outstanding Service Award- *Sgt. Gabriel Hannah*

**ACADEMY INSTRUCTOR SPEAKS AT LONOKE HIGH SCHOOL CAREER FAIR**

Recently, ADC Training Academy Instructor Nicholas Reed (pictured top right) had the opportunity to attend a career fair at Lonoke High School. He spoke with students about the many career opportunities with the Arkansas Department of Corrections and may have changed the minds of a few future firefighters at the end of the day.



**MAXIMUM SECURITY UNIT INMATES RECORD BOOK READINGS FOR FAMILIES**

Volunteers from the Storybook Project of Arkansas worked with offenders housed at the Maximum Security Unit during the month, helping them to select a book to read for a recording. The recordings will be mailed to the offenders' family at no cost to the offender or to the Division of Correction. Once the recording was completed, those participating were given instructions on how to write a short story and given the opportunity to write a story of their own.



**FAMILY OF FALLEN OFFICER RECEIVES DONATION**

Jada Lawrence-Brown, Executive Assistant to Director Dexter Payne, presented Lorna-Beth Caudell, wife of fallen ADC Sgt. Joshua Caudell, with a check for \$1,320 donated by the teams that competed in the 2022 Southeastern State Manhunt Field Trials.





**AGENCY HIGHLIGHTS, *continued***

**GRIMES UNIT HUMAN RESOURCES DEPARTMENT TAKES PART IN HIGH SCHOOL CAREER EXPO**

Tuckerman High School held their first Career Expo on November 16 and staff from the Grimes Unit were invited to participate. They spoke with more than 100 students about career opportunities with the AR DOC Family. In attendance was Human Resources Manager Crystal Runsick, Human Resources Assistant Kelly Pfitzner and Sgt. Matthew Watson.

**WRIGHTSVILLE STAFF ATTEND ARKANSAS HBCU BLACK WALL STREET CAREER FEST**

On November 16, Superintendent DeAngelo Earl, Capt. Tondra Spencer and Sgt. Lanata Ridgle from the Wrightsville Complex had the opportunity to network with various organizations and speak with college students about career opportunities with the ADC at the Arkansas HBCU Black Wall Street Career Fest in downtown Little Rock.



from 5 to 9 p.m. and raised about \$700 to benefit local Special Olympics athletes.



**TUCKER UNIT SGT. MCMILLION RECEIVES GUARDIAN RFID CHALLENGE COIN AT STAFF MEETING**

When the Tucker Unit hosted the ADC institutional staff meeting on November 21, Guardian RFID Strategic Account Executive Steve Maynard was the guest speaker. Upon exiting the facility, Mr. Maynard awarded Sgt. J'quayla McMillion with a challenge coin from Guardian RFID stating he had not been so thoroughly searched in his career, and he commended Sgt. McMillion on her thoroughness.



**ADC DEPUTY WARDEN VOLUNTEERS WITH RED KETTLE CAMPAIGN**

During the month, Northwest Arkansas Work Release Center Deputy Warden Stephen Simmons represented the ADC by volunteering as a bell ringer with the Salvation Army's annual Red Kettle campaign. Donations received in the campaign aid in strengthening families in crisis by helping provide stable housing, food security, and safe and supportive programs for children throughout the year.



**TIP-A-HERO NIGHT RAISES MONEY FOR SPECIAL OLYMPICS ATHLETES**

El Parian Mexican Restaurant in Pine Bluff graciously hosted local first responders and ADC personnel on November 18, for Tip-A-Hero night. Corrections staff members waited tables



## REGIONAL MAINTENANCE PROJECT HIGHLIGHTS

### NOVEMBER 2022

#### Cleanup of East End County Road Department Yard - Malvern

*Ouachita River Regional Maintenance – November 1:*



#### Cleanup of Amity Road Area - Bismarck

*Ouachita River Regional Maintenance – November 9:*



#### Setup of Holiday Light Display at Regional Park - Pine Bluff

*Varner Regional Maintenance – November 15 and 18:*



**2022 INFORMAL GRIEVANCE REPORT**

Month	BENTON	HAWK/M	HAWK/F	WRTS	EARU & MX	GRIMES	RLW	MCWR	MCPH	MSU	NCU	PBU	NWA	TU	TRCC	VSMX	VU	CU & CMU	ORCU	Ester	DRU	TOTAL
JAN	3	18	36	92	227	198	42	0	262	122	100	58	0	55	1	436	40	172	135	46	159	2,202
FEB	1	8	37	54	188	166	15	0	375	111	111	54	0	43	1	309	43	112	130	38	125	1,921
MAR	1	35	32	105	197	184	31	0	326	90	67	66	0	48	5	434	45	96	88	30	149	2,029
APR	0	15	25	72	207	176	18	0	285	95	86	46	0	68	0	487	33	143	139	25	98	2,018
MAY	0	7	17	40	209	187	39	0	283	75	91	34	0	41	1	343	31	87	138	34	83	1,740
JUN	0	10	24	65	244	246	46	0	300	54	87	76	0	49	0	317	35	129	94	40	116	1,932
JUL	0	1	36	69	197	235	20	2	217	54	66	48	0	63	0	258	23	142	97	35	119	1,682
AUG	0	9	15	60	146	272	25	0	264	82	59	56	0	48	1	345	38	164	148	45	126	1,903
SEPT	1	3	16	50	183	249	21	0	266	62	76	56	1	47	7	333	31	125	108	26	96	1,757
OCT	0	34	27	30	154	230	16	2	241	105	82	43	0	49	4	405	36	143	144	25	137	1,907
NOV	1	4	15	44	156	187	9	0	263	130	76	27	1	50	2	343	26	132	102	30	84	1,682
DEC	0	0	0	0	0	0	0	0	0	0	0	0	0	0	0	0	0	0	0	0	0	0
<b>TOTAL</b>	<b>7</b>	<b>144</b>	<b>280</b>	<b>681</b>	<b>2,108</b>	<b>2,330</b>	<b>282</b>	<b>4</b>	<b>3,082</b>	<b>980</b>	<b>901</b>	<b>564</b>	<b>2</b>	<b>561</b>	<b>22</b>	<b>4,010</b>	<b>381</b>	<b>1,445</b>	<b>1,323</b>	<b>374</b>	<b>1,292</b>	<b>20,773</b>

**2022 FORMAL GRIEVANCE REPORT**

Month	BENTON	HAWK/M	HAWK/F	WRTS	EARU & MX	GRIMES	RLW	MCWR	MCPH	MSU	NCU	PBU	NWA	TU	TRCC	VSMX	VU	CU & CMU	ORCU	Ester	DRU	TOTAL
JAN	2	4	14	42	310	103	33	0	115	136	61	29	0	49	0	193	12	134	83	23	87	1,430
FEB	0	1	13	32	244	98	11	0	126	132	58	54	0	27	1	177	25	90	66	22	75	1,252
MAR	0	11	10	35	208	122	31	0	139	135	40	33	0	46	1	204	19	66	75	12	68	1,255
APR	0	3	11	38	287	98	15	0	114	105	44	13	0	37	0	243	17	82	81	6	62	1,256
MAY	0	1	7	25	288	100	22	0	113	97	59	21	0	34	0	183	13	73	82	15	48	1,181
JUN	0	5	12	33	353	156	25	0	150	80	45	24	0	28	0	161	24	103	64	15	67	1,345
JUL	0	2	19	26	270	153	13	0	117	66	47	24	0	35	0	145	13	108	70	14	51	1,173
AUG	0	8	15	28	256	145	5	0	120	98	37	30	0	29	1	200	22	131	86	20	62	1,293
SEPT	2	6	14	28	307	138	9	0	135	99	54	35	0	27	2	221	24	97	76	11	54	1,339
OCT	0	13	10	12	246	144	10	0	119	119	37	22	0	27	0	169	29	117	61	7	68	1,210
NOV	2	6	6	23	250	118	4	0	99	109	42	16	0	28	0	164	14	117	54	13	35	1,100
DEC	0	0	0	0	0	0	0	0	0	0	0	0	0	0	0	0	0	0	0	0	0	0
<b>TOTAL</b>	<b>6</b>	<b>60</b>	<b>131</b>	<b>322</b>	<b>3,019</b>	<b>1,375</b>	<b>178</b>	<b>0</b>	<b>1,347</b>	<b>1,176</b>	<b>524</b>	<b>301</b>	<b>0</b>	<b>367</b>	<b>5</b>	<b>2,060</b>	<b>212</b>	<b>1,118</b>	<b>798</b>	<b>158</b>	<b>677</b>	<b>13,834</b>

Report includes Pine Bluff Reentry (PBR), Pine Bluff Unit (PBU) and Pine Bluff Work Release (PBW).

## INMATE INSTITUTIONAL GRIEVANCE APPEAL REPORT – NOVEMBER 2022

	Acknowledged	Rejected	Processed W/O Merit	Processed W/ Merit
Benton Unit	0	0	0	0
Benton Work Release	0	0	0	0
Cummins Unit	19	6	24	0
Cummins Modular Unit	0	0	0	0
Delta Regional Unit	9	6	16	0
East Arkansas Regional Unit	8	2	7	0
East Arkansas Regional Max Unit	80	16	62	0
Ester Unit	1	0	1	0
Grimes Unit	21	14	19	1
Maximum Security Unit	39	7	27	0
Tucker Reentry	0	0	0	0
McPherson Unit	32	10	24	1
McPherson Mental Health Residential Program Unit	1	0	1	0
Mississippi County Work Release Center	0	0	0	0
Northwest Arkansas Work Release Center	0	0	0	0
North Central Unit	7	0	19	0
Ouachita River Correctional Unit	16	7	8	0
ORCU Hospital	0	0	0	0
ORCU New Commitment	0	0	0	0
ORCU Mental Health Residential Program Unit	1	1	0	0
Pine Bluff Unit	3	2	4	0
Pine Bluff Reentry	0	2	0	0
Randall L. Williams Correctional Facility	5	1	3	0
Texarkana Regional Correctional Center	0	0	1	0
Tucker Unit	1	4	4	0
Varner Super Max	78	30	89	0
Varner Unit	4	2	8	0
Wrightsville Unit	6	1	7	0
Hawkins Center	3	3	5	0
Hawkins for Males	2	0	1	0
Hawkins SPU	0	0	0	0
<b>Total</b>	<b>336</b>	<b>114</b>	<b>330</b>	<b>2</b>



## ADMISSIONS AND RELEASES – NOVEMBER 2022

<u>Admissions</u>	<u>Male</u>	<u>Female</u>	<u>Total</u>
Asian	1	0	1
Black	54	6	60
Hispanic	1	4	5
Native American Indian	0	2	2
Native Hawaiian or Pacific Isl.	0	0	0
White	203	72	275
Other	0	0	0
Unknown	0	0	0
<b>Total</b>	<b>259</b>	<b>84</b>	<b>343</b>

<u>Releases</u>	<u>Male</u>	<u>Female</u>	<u>Total</u>
Asian	0	0	0
Black	106	15	121
Hispanic	12	1	13
Native American Indian	1	1	2
Native Hawaiian or Pacific Isl.	1	0	1
White	189	73	262
Other	0	0	0
Unknown	0	0	0
<b>Total</b>	<b>309</b>	<b>90</b>	<b>399</b>

### ADC INMATE POPULATION GROWTH 2000-2028 - NOVEMBER 2022

Updated 11/30/2022

Mo.	2000	2001	2002	2003	2004	2005	2006	2007	2008	2009	2010	2011	2012	2013	2014	2015	2016	2017	2018	2019	2020	2021	2022
Jan.	11,984	11,908	12,402	13,015	13,105	13,595	13,481	13,839	14,518	14,796	15,334	16,312	15,134	14,815	17,481	18,142	17,785	17,824	18,201	17,958	17,989	16,119	17,154
Feb.	12,169	12,022	12,529	13,054	13,166	13,783	13,633	14,012	14,603	14,883	15,374	16,209	14,990	15,008	17,438	18,082	17,625	17,608	17,998	17,846	18,181	16,120	17,077
March	12,006	12,033	12,299	13,108	13,088	13,418	13,534	13,772	14,580	14,843	15,290	16,095	14,964	14,665	17,395	18,233	17,573	17,666	18,089	17,898	17,860	16,085	16,992
April	12,069	12,167	12,465	13,213	13,323	13,469	13,554	13,851	14,769	14,937	15,570	16,172	15,124	14,850	17,604	18,703	17,815	17,798	18,227	17,977	17,331	16,250	17,059
May	12,109	12,384	12,558	13,463	13,556	13,528	13,711	14,146	14,880	15,146	15,694	16,062	15,132	15,074	17,593	18,693	17,769	17,652	17,945	17,817	16,694	16,476	17,229
June	12,005	12,108	12,439	13,418	13,389	13,251	13,430	13,915	14,700	15,025	15,564	15,554	14,832	14,825	17,340	18,813	17,973	17,963	17,972	17,942	16,552	16,560	17,129
July	12,030	12,190	12,622	13,509	13,528	13,286	13,560	14,082	14,868	15,195	15,807	15,519	14,879	15,379	17,522	18,870	18,130	18,180	18,005	18,002	16,511	16,638	17,109
August	12,087	12,371	12,815	13,565	13,632	13,419	13,646	14,224	15,100	15,385	15,829	15,240	14,675	16,103	17,549	18,806	17,919	18,051	17,751	18,090	16,367	16,655	17,274
September	11,983	12,289	12,774	13,341	13,516	13,237	13,652	14,217	14,850	15,285	16,025	15,172	14,724	16,412	17,605	18,549	18,026	18,179	17,865	17,856	16,215	16,698	17,432
October	12,119	12,348	12,942	13,341	13,584	13,363	13,775	14,349	14,836	15,381	16,311	15,271	14,856	16,993	17,880	18,430	18,127	18,348	17,943	17,947	16,311	16,821	17,480
November	12,094	12,408	13,162	13,408	13,706	13,587	13,913	14,437	15,025	15,340	16,460	15,205	14,625	17,168	17,848	17,981	17,573	17,973	17,666	18,060	16,165	16,982	17,521
December	11,856	12,333	12,845	13,106	13,470	13,338	13,728	14,315	14,716	15,199	16,204	15,062	14,654	17,235	17,874	17,707	17,537	18,078	17,799	17,759	16,094	17,023	
Net Ann. Inc.	29	477	512	261	364	-132	390	587	401	483	1,005	-1,142	-408	2,581	639	-167	-170	541	-279	-40	-1,665	929	498
Avg. Mo. Inc.	2	40	43	22	30	-11	33	49	33	40	84	-95	-34	215	53	-14	-14	45	-23	-3	-139	77	45

Population is total jurisdictional count at end of each month. Population at end of month December 1999 was 11,827.

Average monthly population increased for past fifteen years 2007 - 2021 is 18

Average monthly population increased for past ten years Jan. 2012 - Dec 2021 is 16

Average monthly population decreased for past five years 2017 - 2021 is -9

Projected at Growth of 18 per Month

Mo.	2008	2009	2010	2011	2012	2013	2014	2015	2016	2017	2018	2019	2020	2021	2022	2023	2024	2025	2026	2027	2028	
	Actual	Actual	Actual	Actual	Actual	Actual	Actual	Actual	Actual	Actual	Actual	Actual	Actual	Actual	Actual/Proj	Proj.	Proj.	Proj.	Proj.	Proj.	Proj.	
January	14,518	14,796	15,334	16,312	15,134	14,815	17,481	18,142	17,785	17,824	18,201	17,958	17,989	16,119	17,154	17,557	17,773	17,989	18,205	18,421	18,637	
February	14,603	14,883	15,374	16,209	14,990	15,008	17,438	18,082	17,625	17,608	17,998	17,846	18,181	16,120	17,077	17,575	17,791	18,007	18,223	18,439	18,655	
March	14,580	14,843	15,290	16,095	14,964	14,665	17,395	18,233	17,573	17,666	18,089	17,898	17,860	16,085	16,992	17,593	17,809	18,025	18,241	18,457	18,673	
April	14,769	14,937	15,570	16,172	15,124	14,850	17,604	18,703	17,815	17,798	18,227	17,977	17,331	16,250	17,059	17,611	17,827	18,043	18,259	18,475	18,691	
May	14,880	15,146	15,694	16,062	15,132	15,074	17,593	18,693	17,769	17,652	17,945	17,817	16,694	16,476	17,229	17,629	17,845	18,061	18,277	18,493	18,709	
June	14,700	15,025	15,564	15,554	14,832	14,825	17,340	18,813	17,973	17,963	17,972	17,942	16,552	16,560	17,129	17,647	17,863	18,079	18,295	18,511	18,727	
July	14,868	15,195	15,807	15,519	14,879	15,379	17,522	18,870	18,130	18,180	18,005	18,002	16,511	16,638	17,109	17,665	17,881	18,097	18,313	18,529	18,745	
August	15,100	15,385	15,829	15,240	14,675	16,103	17,549	18,806	17,919	18,051	17,751	18,090	16,367	16,655	17,274	17,683	17,899	18,115	18,331	18,547	18,763	
September	14,850	15,285	16,025	15,172	14,724	16,412	17,605	18,549	18,026	18,179	17,865	17,856	16,215	16,698	17,432	17,701	17,917	18,133	18,349	18,565	18,781	
October	14,836	15,381	16,311	15,271	14,856	16,993	17,880	18,430	18,127	18,348	17,943	17,947	16,311	16,821	17,480	17,719	17,935	18,151	18,367	18,583	18,799	
November	15,025	15,340	16,460	15,205	14,625	17,168	17,848	17,981	17,573	17,973	17,666	18,060	16,165	16,982	17,521	17,737	17,953	18,169	18,385	18,601	18,817	
December	14,716	15,199	16,204	15,062	14,654	17,235	17,874	17,707	17,537	18,078	17,799	17,759	16,094	17,023	17,539	17,755	17,971	18,187	18,403	18,619	18,835	
Net Ann. Inc.	401	483	1,005	-1,142	-408	2,581	639	-167	-170	541	-279	-40	-1,665	929	516	216	216	216	216	216	216	216
Ave. Mo. Inc.	33	40	84	-95	-34	215	53	-14	-14	45	-23	-3	-139	77	43	18	18	18	18	18	18	18

MONTHLY POPULATION AVERAGES - NOVEMBER 2022

Unit/Center	11/1	11/2	11/3	11/4	11/7	11/8	11/9	11/10	11/11	11/14	11/15	11/16	11/17	11/18	11/21	11/22	11/23	11/24	11/25	11/28	11/29	11/30	AVG
Benton	354	354	352	352	350	353	347	348	347	347	351	348	343	338	338	343	341	338	338	338	331	335	345
Cummins	1,978	1,977	1,976	1,976	1,964	1,978	1,983	1,981	1,974	1,973	1,970	1,969	1,983	1,983	1,982	1,977	1,975	1,986	1,986	1,986	1,988	1,988	1,979
Delta	616	616	620	620	617	617	617	617	616	616	615	615	627	625	624	625	619	615	615	616	616	620	618
East AR Reg	1,587	1,588	1,584	1,578	1,582	1,578	1,576	1,577	1,578	1,578	1,573	1,572	1,581	1,582	1,585	1,587	1,580	1,593	1,593	1,593	1,598	1,597	1,584
Ester	577	577	576	577	577	578	578	578	576	576	577	576	573	574	574	573	571	572	572	572	569	573	575
Grimes	1,074	1,074	1,076	1,074	1,071	1,073	1,072	1,077	1,070	1,071	1,071	1,069	1,075	1,074	1,073	1,072	1,072	1,064	1,064	1,064	1,062	1,063	1,071
Max Sec	562	562	563	563	563	562	562	562	561	561	562	562	562	562	561	561	561	561	561	561	561	561	562
McPherson	974	973	970	969	975	970	973	960	960	960	958	959	958	961	962	963	958	959	959	959	965	964	964
MCWRC	144	144	145	145	156	156	156	156	156	156	156	156	156	155	155	156	156	156	156	156	156	152	154
N Central	825	825	823	834	832	832	832	830	828	828	828	831	828	826	827	825	826	824	824	824	825	833	828
NWAWRC	100	100	100	100	100	100	100	100	100	100	100	100	100	100	100	100	100	100	100	100	100	98	100
Ouachita River	1,834	1,830	1,832	1,813	1,802	1,822	1,801	1,788	1,818	1,819	1,820	1,813	1,795	1,814	1,802	1,798	1,798	1,813	1,813	1,814	1,809	1,824	1,812
Randall L Williams	539	541	537	537	530	533	535	534	537	539	539	534	538	539	534	534	532	532	532	532	532	527	535
Pine Bluff	547	547	546	544	546	544	545	549	550	548	546	546	546	536	545	549	546	552	552	552	553	553	547
PB Reentry	54	54	54	54	54	54	54	54	54	54	54	54	54	54	54	54	54	54	54	54	54	54	54
TRCC	128	128	127	127	127	127	127	127	123	123	123	122	122	128	128	127	127	126	126	126	126	123	126
Tucker	618	615	614	613	612	610	610	609	609	609	609	612	611	610	611	611	611	610	610	610	611	612	611
Varner	1,624	1,624	1,624	1,622	1,620	1,618	1,634	1,632	1,630	1,630	1,630	1,625	1,623	1,632	1,631	1,630	1,630	1,627	1,627	1,626	1,626	1,626	1,627
Wrightsville	856	857	848	852	849	844	844	833	835	836	835	841	838	841	841	836	836	837	837	838	837	839	841
WR Hawkins-Females	248	248	247	250	250	249	248	247	244	244	244	244	248	246	242	242	240	240	240	240	238	246	245
WR Hawkins-Males	199	199	199	200	200	200	200	200	200	199	198	199	199	199	199	199	199	197	197	196	196	196	199
Total ADC	15,438	15,433	15,413	15,400	15,377	15,398	15,394	15,359	15,366	15,367	15,359	15,347	15,360	15,379	15,368	15,362	15,332	15,356	15,356	15,357	15,353	15,384	15,377
ALETA	18	18	18	18	18	18	18	18	18	18	18	18	18	18	18	18	18	18	18	18	18	18	18
Ar State Police	52	52	52	52	52	51	51	53	53	53	53	52	52	52	52	52	52	52	52	52	52	52	52
Co Jail / M	1,579	1,601	1,614	1,628	1,649	1,640	1,667	1,709	1,703	1,702	1,676	1,692	1,691	1,668	1,686	1,710	1,720	1,705	1,705	1,704	1,712	1,661	1,674
Co Jail / F	94	91	96	93	91	96	93	97	103	103	109	106	100	97	94	95	95	100	100	100	96	88	97
Total Co Jail BK	1,673	1,692	1,710	1,721	1,740	1,736	1,760	1,806	1,806	1,805	1,785	1,798	1,791	1,765	1,780	1,805	1,815	1,805	1,805	1,804	1,808	1,749	1,771
309/M	193	193	192	193	195	197	197	198	199	199	199	200	201	201	201	201	200	200	200	200	199	199	198
309/F	92	93	93	93	92	94	93	94	93	93	92	92	94	92	93	93	93	93	93	93	92	91	93
Total Act 309	285	286	285	286	287	291	290	292	292	292	291	292	295	293	294	294	293	293	293	293	291	290	291
Total Non ADC	2,028	2,048	2,065	2,077	2,097	2,096	2,119	2,169	2,169	2,168	2,147	2,160	2,156	2,128	2,144	2,169	2,178	2,168	2,168	2,167	2,169	2,109	2,132
Total	17,466	17,481	17,478	17,477	17,474	17,494	17,513	17,528	17,535	17,535	17,506	17,507	17,516	17,507	17,512	17,531	17,510	17,524	17,524	17,522	17,493	17,509	



## FISCAL YEAR 2023 COUNTY JAIL BACKUP - NOVEMBER 2022

DAY	Jul-22	Aug-22	Sep-22	Oct-22	Nov-22
1	1,515	1,551	1,671	* 1,781	1,673
2	* 1,515	1,507	1,683	* 1,781	1,692
3	* 1,515	1,538	* 1,683	1,780	1,710
4	1,528	1,538	* 1,683	1,791	1,721
5	1,528	1,573	1,687	1,758	* 1,721
6	1,527	* 1,573	1,686	1,762	* 1,721
7	1,554	* 1,573	1,725	1,771	1,740
8	1,551	1,556	1,717	* 1,771	1,736
9	* 1,551	1,550	1,742	* 1,771	1,760
10	* 1,551	1,548	* 1,742	1,797	1,806
11	1,528	1,587	* 1,742	1,751	1,806
12	1,538	1,604	1,774	1,770	* 1,806
13	1,522	* 1,604	1,800	1,738	* 1,806
14	1,534	* 1,604	1,771	1,721	1,805
15	1,533	1,620	1,768	* 1,721	1,785
16	* 1,533	1,638	1,766	* 1,721	1,798
17	* 1,533	1,636	* 1,766	1,718	1,791
18	1,510	1,665	* 1,766	1,728	1,765
19	1,525	1,636	1,802	1,689	* 1,765
20	1,539	* 1,636	1,845	1,709	* 1,765
21	1,541	* 1,636	1,876	1,710	1,780
22	1,587	1,669	1,872	* 1,710	1,805
23	* 1,587	1,651	1,853	* 1,710	1,815
24	* 1,587	1,687	* 1,853	1,692	1,805
25	1,574	1,710	* 1,853	1,681	1,805
26	1,590	1,690	1,806	1,704	* 1,805
27	1,566	* 1,690	1,800	1,671	* 1,805
28	1,540	* 1,690	1,812	1,676	1,804
29	1,525	1,671	1,804	* 1,676	1,808
30	* 1,525	1,655	1,781	* 1,676	1,749
31	* 1,525	1,652		1,696	
<b>Avg Daily Backup</b>	<b>1,541</b>	<b>1,617</b>	<b>1,771</b>	<b>1,730</b>	<b>1,772</b>

Notes: Totals do not include 309 Contracts in County Jails (maximum of 336)

County Jail Back-up Average for November 2022 - 1,772

County Jail Back-up Fiscal Year Average as of November 30, 2022 - 1,686

Short-Term Revocation Program Average for November 2022 - 487

Short-Term Revocation Program Fiscal Year Average as of November 30, 2022 - 536

## STTG UNIT COUNTS – NOVEMBER 2022

Unit	Beginning Total	Confirmed	Suspected	In	Out	Paroled	Removed	Ending Total	Total Unit Population	Unit % of STTG's
Benton	109	0	0	5	10	3	0	101	334	30.24%
Cummins	692	0	0	34	33	0	0	687	1,978	34.73%
Delta	201	0	0	19	13	0	0	207	620	33.39%
EARU	667	0	0	25	18	5	0	669	1,597	41.89%
Ester	118	0	0	15	6	8	0	119	570	20.88%
Grimes	368	0	0	16	11	7	0	366	1,070	34.21%
Hawkins	50	0	0	3	1	0	0	52	452	11.50%
Max	281	0	0	3	2	1	0	281	562	50.00%
McPherson	45	0	0	0	0	0	0	45	961	4.68%
MCWR	43	0	0	8	4	1	0	46	156	29.49%
NCU	262	0	0	19	10	10	0	261	816	31.99%
NWAWR	31	0	0	4	1	1	0	33	100	33.00%
ORCU	351	0	0	81	83	4	0	345	1,563	22.07%
ORCU Intake	72	30	0	0	72	0	0	60	253	23.72%
Pine Bluff	171	0	0	40	28	0	0	183	605	30.25%
RLW	217	0	0	20	15	5	0	217	522	41.57%
TWR	39	0	0	14	12	0	0	41	125	32.80%
Tucker	208	0	0	14	10	7	0	205	611	33.55%
Varner	693	0	0	36	35	10	0	684	1,614	42.38%
Wrightsville	308	0	0	18	9	14	0	301	853	35.29%
<b>Total</b>	<b>4,926</b>	<b>30</b>	<b>0</b>	<b>374</b>	<b>373</b>	<b>76</b>	<b>0</b>	<b>4,903</b>	<b>15,362</b>	<b>31.92%</b>

ORCU Intake brought in 60 new STTG members into ADC last month.

## STTG DISCIPLINARY REPORT – NOVEMBER 2022

Unit	STTG Incidents	STTG Suspected Incidents	Total Unit Disciplinary	Disciplinary Involving STTG	Percentage
Benton	0	0	24	9	37.50%
Cummins	0	0	225	106	47.11%
Delta	0	0	157	79	50.32%
EARU	0	0	162	75	46.30%
Easter	0	0	20	3	15.00%
Grimes	0	0	157	84	53.50%
Hawkins	0	0	1	0	0.00%
Max	0	3	62	26	41.94%
McPherson	0	0	80	5	6.25%
MCWR	0	0	9	5	55.56%
NCU	4	0	69	36	52.17%
NWAWR	0	0	1	0	0.00%
ORCU	0	0	141	68	48.23%
ORCU Intake	0	0	7	2	28.57%
Pine Bluff	0	0	58	29	50.00%
RLW	0	0	75	41	54.67%
TWR	0	0	3	0	0.00%
Tucker	0	0	97	48	49.48%
Varner	0	0	123	72	58.54%
Wrightsville	0	0	131	69	52.67%
<b>Total</b>	<b>4</b>	<b>3</b>	<b>1,602</b>	<b>757</b>	<b>47.25%</b>



## STTG COUNTS BY STTG SET – NOVEMBER 2022

STTG Set	Benton	Cummins	Delta	EARU	Ester	Grimes	Hawkins	Max	Mcperson	MCWR	NCU	NWAWR	ORCU	Intake	PB	RLW	TWR	Tucker	Varner	Wrightsville	Total
Asian	1	1	1	1	0	0	0	0	0	0	1	0	0	0	0	1	0	1	1	0	8
Bloods	21	147	27	132	20	71	6	58	3	6	38	9	61	5	34	41	10	28	155	52	924
Crips	10	76	22	86	15	39	10	38	7	8	15	5	40	6	21	21	1	19	103	38	580
Folk	5	65	0	53	6	33	2	28	6	0	14	7	19	6	7	8	7	17	65	21	369
GD	20	154	36	176	21	85	10	76	0	15	48	0	102	17	42	51	7	55	142	59	1,116
Mexican	6	23	9	17	5	11	3	8	5	3	6	1	5	0	8	8	0	8	21	15	162
Motorcycle	0	5	1	2	0	0	0	1	1	0	2	1	1	0	1	0	0	0	1	2	18
Other	4	8	9	23	9	9	3	6	3	1	13	1	13	2	6	14	1	7	16	7	155
People	1	34	5	22	2	20	1	18	3	1	10	1	7	5	12	10	1	8	5	11	177
Unknown	1	21	4	8	0	1	0	1	0	0	3	1	0	0	2	1	1	3	2	10	59
W/S	19	67	65	49	17	44	6	8	17	8	50	2	37	13	27	33	10	23	75	35	605
AB	0	11	1	3	4	5	1	2	0	0	5	2	5	0	1	2	0	5	18	5	70
AC	0	8	5	15	4	5	0	5	0	0	9	1	4	2	3	3	0	4	12	4	84
NAE	6	36	9	40	9	19	2	15	0	2	17	1	24	2	7	9	0	11	30	16	255
WAR	7	31	13	42	7	24	8	17	0	2	30	1	27	2	12	15	3	16	38	26	321
<b>Total</b>	<b>101</b>	<b>687</b>	<b>207</b>	<b>669</b>	<b>119</b>	<b>366</b>	<b>52</b>	<b>281</b>	<b>45</b>	<b>46</b>	<b>261</b>	<b>33</b>	<b>345</b>	<b>60</b>	<b>183</b>	<b>217</b>	<b>41</b>	<b>205</b>	<b>684</b>	<b>301</b>	<b>4,903</b>

Key:

GD = Gangster Disciples

W/S = White Supremacist

NAE = New Aryan Empire

WAR = White Aryan Resistance

AC = Aryan Circle

AB = Aryan Brotherhood

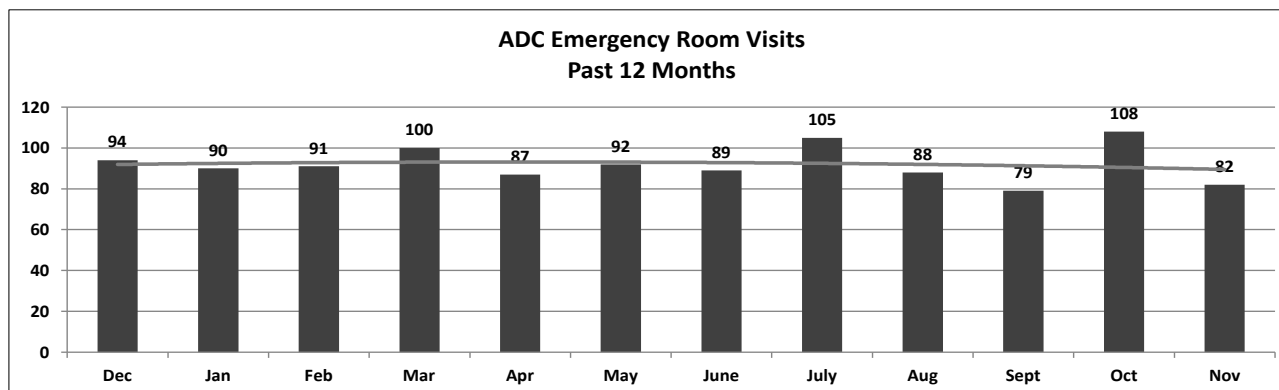
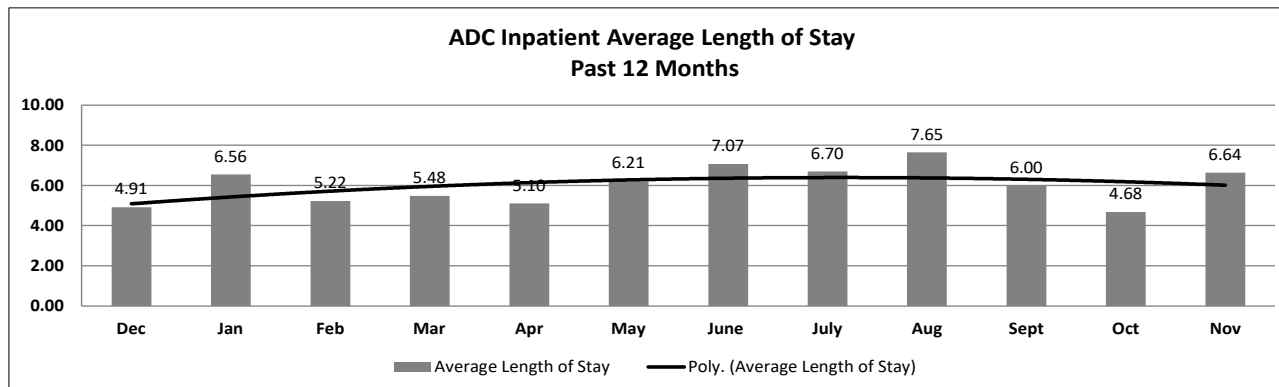
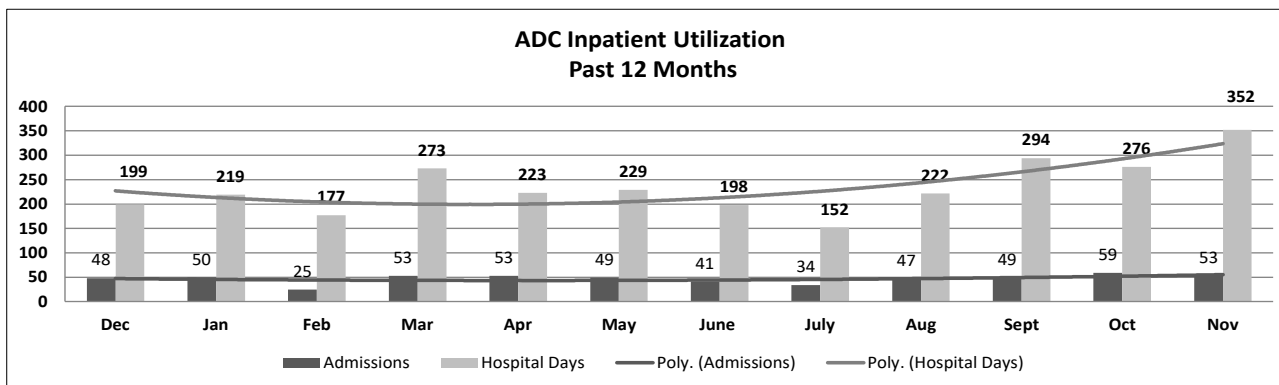
## ADC INPATIENT AND EMERGENCY ROOM UTILIZATION

**ADC Inpatient Statistics Past 12 Months**

	2021	2022											Average
	Dec	Jan	Feb	Mar	Apr	May	June	July	Aug	Sept	Oct	Nov	
<b>Admissions</b>	48	50	25	53	53	49	41	34	47	49	59	53	<b>46.8</b>
<b>Hospital Days</b>	199	219	177	273	223	229	198	152	222	294	276	352	<b>234.5</b>
<b>Average Length of Stay</b>	4.91	6.56	5.22	5.48	5.10	6.21	7.07	6.70	7.65	6.00	4.68	6.64	<b>5.02</b>

**ADC ER Visits Past 12 Months**

	2021	2022											Average
	Dec	Jan	Feb	Mar	Apr	May	June	July	Aug	Sept	Oct	Nov	
<b>Emergency Room Visits</b>	94	90	91	100	87	92	89	105	88	79	108	82	<b>92.1</b>



## MEDICAL GRIEVANCE BOARD REPORT – NOVEMBER 2022

Unit	Acknowledged/ Received	Rejected	Reviewed & Signed by Dep Director	With Merit	With Merit, but Resolved	% With Merit	Without Merit
Benton	0	0	0	0	0	0	0
CMU	0	0	0	0	0	0	0
Cummins	13	9	11	1	0	9%	10
Delta	2	0	0	0	0	0	0
EARU	6	1	0	0	0	0	0
EARU Max	21	2	7	0	0	0	7
Ester	0	0	1	0	0	0	1
Grimes	9	0	5	0	0	0	5
Hawkins	1	0	0	0	0	0	0
McPherson	11	1	5	0	0	0	5
MCWRC	0	0	0	0	0	0	0
MSU	7	3	5	0	0	0	5
North Central	7	0	0	0	0	0	0
NWAWRC	0	0	0	0	0	0	0
Ouachita	10	0	2	0	0	0	2
Pine Bluff	5	3	4	0	1	0	3
Randall L. Williams	0	0	1	0	0	0	1
SNN	0	0	0	0	0	0	0
TRCC	0	0	0	0	0	0	0
Tucker	2	0	4	0	0	0	4
Varner	5	4	2	0	0	0	2
Varner Super Max	6	0	2	0	0	0	2
WRU	2	0	1	0	0	0	1
WHM	1	1	0	0	0	0	0
WWR	0	0	0	0	0	0	0
<b>Total</b>	<b>108</b>	<b>24</b>	<b>50</b>	<b>1</b>	<b>1</b>	<b>4%</b>	<b>48</b>



### CHAPLAINCY

Month: November Year: 2022	CUMMINS	DELTA REGIONAL	EAST ARKANSAS	EAST ARKANSAS MAX	ESTER	GRIMES	HAWKINS	MAXIMUM	MCPHERSON	NORTH CENTRAL	OUACHITA RIVER	PINE BLUFF	RANDALL L. WILLIAMS	TUCKER	VARNER	VARNER MAX	WRIGHTSVILLE	TOTAL
<b>Services Chaplains Oversaw</b>																		
Christian																		
Population	5	4	0	0	4	2	0	5	4	8	11	2	2	3	12	0	2	64
Segregation	0	0	0	0	0	0	0	5	0	0	0	0	0	0	0	0	0	5
Muslim																		
Population	0	1	2	0	4	4	0	2	4	4	4	0	4	0	2	0	11	42
Segregation	0	0	0	0	0	0	0	2	0	0	0	0	0	0	0	0	0	2
<b>113</b>																		
<b>Volunteers in Charge</b>																		
Protestant	11	0	7	0	9	6	12	12	1	3	2	10	9	16	0	0	8	106
Catholic	2	0	0	0	0	0	0	0	2	4	5	1	1	0	0	0	0	15
Muslim	0	0	0	0	0	0	1	0	4	0	0	0	0	1	0	0	0	6
Other	0	6	2	0	1	4	0	0	19	0	4	0	0	0	0	0	0	36
Baptism	4	0	0	0	0	0	0	3	0	0	9	0	0	0	0	0	0	16
<b>Marriages</b>																		
	0	0	0	0	0	0	0	0	0	0	0	0	0	0	0	0	0	0
<b>Distributed by Chaplains</b>																		
Greeting Cards	101	8	0	0	22	56	0	48	642	2,067	12	27	32	316	68	256	19	3,674
Bibles, Quran, Torah, Etc.	17	2	9	24	15	33	25	11	70	38	245	7	9	75	12	10	30	632
Study Course	0	0	13	17	10	6	35	0	19	0	42	23	8	14	6	2	0	195
Writing Supplies	0	0	0	0	25	126	41	14	42	0	500	2	0	6	0	267	0	1,023
Literature	1,542	100	573	384	333	623	150	25	171	700	382	158	42	1,100	648	45	290	7,266
<b>Chaplain's Visits</b>																		
Barracks	61	6	9	0	12	103	12	8	24	51	66	14	51	131	16	12	24	600
Approximate Hours Spent in Barracks	20	21	2	0	3	41	4	2	16	13	33	2	38	32	16	0	13	256
Inmate Office visits	32	108	36	0	53	154	79	0	79	111	58	21	13	199	60	4	15	1,022
Other Office visits	13	11	6	2	10	34	10	0	13	28	47	53	5	40	52	0	10	334
Hospital	0	0	0	0	0	0	0	0	0	0	12	0	0	0	0	0	0	12
Infirmity/Sick Call	7	1	0	0	4	7	2	0	15	4	14	0	1	2	2	13	3	75
Restrictive/Punitive Housing	8	3	0	6	2	15	5	13	14	4	10	3	2	12	13	18	3	131
PC - DRU		2																2
Visitation Days	0	0	0	0	0	0	0	0	0	0	0	0	0	0	0	0	0	0
<b>Volunteer Visits</b>																		
RCV	0	0	0	0	0	0	0	0	14	0	3	7	0	0	0	0	0	24
OCV	0	5	4	0	8	0	0	2	11	13	2	0	9	30	0	0	0	84
Spiritual Advisor	0	0	0	0	0	0	0	0	0	0	0	0	0	0	0	0	0	0
CRA	30	4	36	10	11	54	41	43	11	12	31	8	29	133	17	8	22	500
<b>Religious Volunteer Hours</b>																		
Volunteer Hours	62	30	77	20	128	200	41	126	238	232	109	32	38	243	85	32	48	1,741
Denominational/Volunteer Chaplain Hours	20	3	0	0	95	23	52	69	81	196	16	34	0	36	10	0	37	672
<b>2,413</b>																		
<b>Other Activities of Chaplain</b>																		
Counseled Employees	4	5	8	0	10	3	4	1	25	9	36	1	3	11	91	0	5	216
Orientation Sessions	3	0	0	0	0	0	0	0	0	1	0	0	0	0	0	0	0	4
Free World Devotions	0	3	2	0	4	10	0	0	2	0	0	0	0	3	23	0	0	47
Spoke in Churches	8	6	4	0	3	4	0	0	1	0	0	1	0	4	23	0	0	54
Crisis Intervention Sessions	17	7	0	0	0	2	3	0	19	5	19+	10	8	11	7	4	13	106
Marriage Counseling	0	0	0	0	0	0	0	0	0	0	0	0	0	0	0	0	0	0
Denominational Meeting	0	1	1	0	1	3	0	0	0	0	0	2	0	0	1	0	0	9
Chaplain's Meeting	1	1	1	0	1	1	1	0	1	1	1	1	1	1	13	0	0	25
Volunteer Training Session	0	0	1	0	0	0	0	0	0	3	0	0	0	0	0	0	0	4
<b>Chaplain Transfers</b>																		
	0	0	0	0	0	0	0	0	0	0	0	0	0	0	0	0	0	0
<b>Chaplain Promotions</b>																		
	0	0	0	0	0	0	0	0	0	0	0	0	0	0	0	0	0	0
<b>PAL PROGRAM</b>																		
Enrolled at start of month	60	24	50	0	56	44	20	17	54	60	33	0	0	52	49	0	30	549
Enrolled during the month	4	1	5	0	2	6	4	1	7	7	3	0	0	10	2	0	2	54
Removed From PAL Program																		
# Paroled	1	0	0	0	2	1	3	0	4	1	1	0	0	1	1	0	0	15
# Completed	2	1	0	0	0	1	1	0	0	0	1	0	0	1	0	0	4	11
# Withdraw	0	0	1	0	0	2	0	0	1	5	0	0	0	0	0	0	0	9
# Removed	1	0	7	0	0	3	2	0	2	0	1	0	0	4	0	0	2	22
# Transferred	0	0	0	0	0	1	1	0	1	2	0	0	0	0	0	0	0	5
Total Removed from PAL Program	4	1	8	0	2	8	7	0	8	8	3	0	0	6	1	0	6	62
<b>Total Enrolled at the End of the Month</b>	<b>60</b>	<b>24</b>	<b>47</b>	<b>0</b>	<b>56</b>	<b>42</b>	<b>17</b>	<b>18</b>	<b>53</b>	<b>59</b>	<b>33</b>	<b>0</b>	<b>0</b>	<b>56</b>	<b>50</b>	<b>0</b>	<b>26</b>	<b>541</b>
<b>Volunteers In PAL</b>																		
	11	3	7	0	6	8	17	6	40	10	6	0	0	7	2	0	5	128
<b>Special Events:</b>																		
	0	1	1	0	0	0	0	2	1	0	0	0	0	1	0	0	0	6

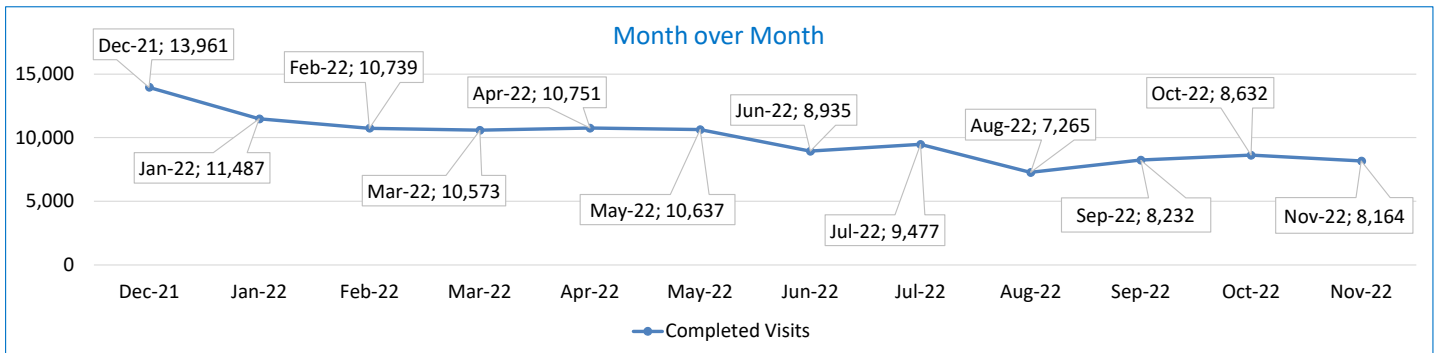
## SECURUS VIDEO VISITATION REPORT NOVEMBER 2022

### AR-DOC SVV Activity Tracker

Total ADP 15,442

Total Visits by Month	Dec-21	Jan-22	Feb-22	Mar-22	Apr-22	May-22	Jun-22	Jul-22	Aug-22	Sep-22	Oct-22	Nov-22
Total (Includes SuperMax)	13,961	11,487	10,739	10,573	10,751	10,637	8,935	9,477	7,265	8,232	8,632	8,164
Target Objective	15,587	15,587	15,587	15,587	15,587	15,587	15,587	15,587	15,587	15,587	15,587	15,587

#### Anywhere Visitation Performance:



#### Completed Visits

Site	Current Month	Previous Month
<b>Benton</b>	137	160
<b>Cummins</b>	756	793
<b>Delta Regional</b>	367	356
<b>East Arkansas Regional</b>	920	983
<b>Ester</b>	389	376
<b>Grimes</b>	681	670
<b>J Aaron Hawkins Sr.</b>	349	561
<b>Tucker Max</b>	232	341
<b>Mcperson</b>	457	483
<b>Mississippi County WRC</b>	80	61
<b>North Central</b>	605	648
<b>NW Arkansas WRC</b>	82	113
<b>Ouachita River</b>	855	876
<b>Pine Bluff Complex</b>	361	364
<b>Randall L Williams</b>	118	133
<b>State Police Barracks</b>	90	83
<b>Texarkana Regional</b>	56	55
<b>Tucker Unit</b>	263	241
<b>Varner</b>	936	909
<b>Wrightsville Unit</b>	413	410
<b>Pine Bluff Re-Entry</b>	17	16
<b>Tucker Re-entry</b>	0	0
<b>Total:</b>	<b>8,164</b>	<b>8,632</b>

#### Missed by Inmate

Site	Current Month	Previous Month
<b>Benton</b>	6	16
<b>Cummins</b>	19	20
<b>Delta Regional</b>	6	8
<b>East Arkansas Regional</b>	17	22
<b>Ester</b>	2	5
<b>Grimes</b>	21	21
<b>J Aaron Hawkins Sr.</b>	54	25
<b>Tucker Max</b>	23	14
<b>Mcperson</b>	14	16
<b>Mississippi County WRC</b>	5	8
<b>North Central</b>	15	9
<b>NW Arkansas WRC</b>	4	4
<b>Ouachita River</b>	16	16
<b>Pine Bluff Complex</b>	4	6
<b>Randall L Williams</b>	3	3
<b>State Police Barracks</b>	3	7
<b>Texarkana Regional</b>	2	7
<b>Tucker Unit</b>	2	5
<b>Varner</b>	22	21
<b>Wrightsville Unit</b>	17	28
<b>Pine Bluff Re-Entry</b>	1	1
<b>Tucker Re-entry</b>	0	0
<b>Total:</b>	<b>256</b>	<b>262</b>

**SECURUS TABLET REPORT  
NOVEMBER 2022**

Facility Name	Personal Tablets (All)	\$0	\$5	Community / Inventory	Officer	Total	New Subscriptions
Benton Unit	333	107	226	118	8	459	0
Cummins Unit	1,320	949	371	783	14	2,117	49
Delta Regional Unit	442	299	143	287	15	744	44
East Arkansas Regional Unit	872	578	294	538	10	1,420	47
Ester Unit	529	378	151	257	20	806	32
Grimes Unit	711	485	226	439	14	1,164	70
J. Aaron Hawkins Sr. Center For Women	408	269	139	193	19	620	5
McPherson Unit	706	477	229	345	17	1,068	92
Mississippi County Work Release Center	152	53	99	76	9	237	1
North Central Unit	591	396	195	227	10	828	39
Northwest Arkansas Work Release Center	98	27	71	18	8	124	0
Ouachita River Correctional Unit	925	632	293	1,032	14	1,971	119
Pine Bluff Reentry Center	54	11	43	25	0	79	0
Pine Bluff Unit	447	284	163	145	9	601	45
Randall L. Williams Facility	353	228	125	103	15	471	37
State Police Barracks	51	43	8	10	3	64	0
Texarkana Regional Correctional Center	121	33	88	46	10	177	1
Tucker Maximum Security Unit	252	167	85	319	14	585	18
Tucker Reentry Center	0	0	0	45	2	47	0
Tucker Unit	455	331	124	269	10	734	6
Varner Unit	911	660	251	651	21	1,583	61
Wrightsville Unit	628	433	195	379	9	1,016	23
<b>TOTAL</b>	<b>10,359</b>	<b>6,840</b>	<b>3,519</b>	<b>6,305</b>	<b>251</b>	<b>16,915</b>	<b>689</b>

CONSTRUCTION BUDGET / STATUS REPORT - DECEMBER 8, 2022 — [Page 1 of 2]

Fund	Project Description	Approved Budget	Actual Budget Spent	Available Budget	\$ % Complete	Construction % Complete	Notes
700483A	EARU Max Rec Expanded Metal Rec Yard	879,000	834,401	44,599	95%	65%	Construction of the Rec Pens at EARU began on 1/03/2022. We are making great progress with this project. The funds spent on this project is reflective of the engineering fees, material and construction of the panels. 24 pens are complete and delivered to the unit for use.
700483A NDC0200	Tucker Max Expanded Metal Rec Yard	8,160,845	1,139,825 -	7,021,020	14%	25%	Met with design team this week and confirmed documents to be submitted to DBA for approval on pre-cast pens. The funds spent on this project is reflective of engineering fees and the material needed to construct the rec pen panels.
700483A	Cummins Expanded Metal Rec Yard	368,617	52,292	316,325	14%	10%	Plans on hold, will modify for exp. Metal. We are constructing the panels on-site. Funds spent on this project is reflective of engineering fees spent against this portion of the overall project. Additional funds will be added once ADFA approves the PCTF contract.
KBR4Q95	Bullpens	851,999	388,676	463,323	46%	45%	Varner & EARU complete. Installation underway at Max. Locks delivered. Working on bullpens now.
KBR4Q95	13 & 15 Barracks Door Revisions	174,000	155,756	18,244	90%	82%	All doors and locks installed in 13 Barracks. 15 barracks has been remeasured for quality assurance and we are fabricating the revisions at this time at Central Maintenance. Reworking 5 doors at a time for renovation.
7004828	Entegrity Energy Improvements Phase 2 at Tucker and Max	18,603,150	18,422,630	180,520	99%	95%	Lighting, plumbing and water are complete at the Max and Tucker Unit. HVAC is finishing up at the Max. There are several other items to be replaced at Tucker and Phase II will be complete.
KBSHW18	Tucker Water Treatment	1,093,848	153,956	939,892	14%	0%	The original blueprints has been completed and approved. The detail drawings are complete. Submittals has been presented to DBA for final approval. Awaiting notice to proceed. The funds spent on this project is reflective of engineering and design fees.
KBSFW18 KBR4Q95	Max Armory	100,000	67,089 17,355.08	15,556	84%	65%	We have our notice to proceed from DBA. Work has started on this project. Plumbing line and foudation work complete. Brick complete on outside and roof installed. The rest of the work on the project will be inside the building. Funds spent on this project is reflective of material pre-purchased prior to the start of construction.
7004810	Administrative East Roof Replacement	2,153,257	1,832,566	320,691	85%	92%	The funds spent is reflective of engineering fees and materials. RLW was completed on 9/11/22. Once that phase is complete they will move to the upper section to begin the TPO roof. Admin East is 90% complete with new TPO roof and metal deck replacement. Crews are all working at RLW on the TPO tapered roof plan.
7004810	Central Warehouse Roof Replacement	424,000	27,372	396,628	6%	0%	
7004810	RLW Roof Replacement	2,722,743	1,452,353	1,270,389	53%	35%	
865C 7004820 KBR4Q95	NCU Perimeter Security	600,000	20,625 30,334 6,275	542,766	10%	75%	We have received the notice to proceed from DBA. The pre-con meeting was made on June 22nd to assess mobilization and start date for the project. In person sites visits are complete. All of the boring is complete and we are laying the conduit for fiber runs for the cameras. Installation of conduit and pulling fiber for cameras. The funds spent is reflective of on-call design fees.
N98	Max Re-Entry Generator Project	135,000	16,635	118,365	12%	10%	Plans submitted to DBA. We have received our notice to proceed on this project. Funds spent are reflective of engineering fees and site work at location.
KBR4Q95	NCU Generator	202,000	177,350	24,650	88%	10%	DBA Approved. Generator has arrived. Funds spent on this project is on-call design fees and material needed once we are ready for installation.
7004820	Tucker 10 Barracks Sidewalk	70,259	33,197	37,062	47%	93%	Sidewalk is complete. This project has several additional elements added that will better secure movement through the compound. The difference in funds spent and construction complete is due to use of on-site material identified after the budget was approved. Camera installation and door control wiring being ran as well.
7004820	Lethal Fence Control for Cummins, Varner SuperMax, Tucker Max, & EARU	1,090,000	547,329	542,671	50%	8%	Project has cleared DBA. The project has been awarded to Tri-State. Notice to proceed has been issued. Pre-con meeting was held on August 4, 2022. ETA on start of this project November 14, 2022. Material and part delays has driven the delay on project. Funds spent on this project is reflective of design fees and payment for equipment to vendor.





CONSTRUCTION BUDGET / STATUS REPORT - DECEMBER 8, 2022 — [Page 2 of 2]

Fund	Project Description	Approved Budget	Actual Budget Spent	Available Budget	\$ % Complete	Construction % Complete	Notes
<b>Telephone Projects</b>							
Maintenance & Operations	Fire Alarm Upgrades (All Units)	41,000	5,481	35,519	13%	10%	on-going
	Stainless Steel - Kitchen/Shower/Restrooms - All Units	20,000	0	20,000	0%	0%	continual need
	Gates and Fences all units	25,000	22,513	2,487	90%	32%	on-going
	ACA Maintenance	100,000	17,574	82,426	18%	15%	Working with Wrightsville, Benton and Tucker with FY23 ACA.
	ADA Projects - All Units	10,000	0	10,000	0%	0%	
	Fast Top Floor Systems (kitchen/laundry/showers all units)	25,000	0	25,000	0%	0%	on-going
	Camera Equipment - All Units	320,000	169,197	150,803	53%	20%	cameras as requested/approved.
	Lock/Riot Gates - All Units	90,500	58,319	32,181	64%	47%	on-going.
	HVAC Units-All Units	70,000	46,040	23,960	66%	30%	repairing & replacing daily.
<b>Subtotal</b>	<b>\$ 701,500</b>	<b>\$ 319,124</b>	<b>\$ 382,376</b>				
Capital Projects FY22 Carry Forward	Metal Ceilings	25,000	0	25,000	0%	0%	Wrightsville showers are underway.
	ORCU Gravel Pit Operations	35,000	0	35,000	0%	0%	on-going.
	Dog Kennel/Horse Stable Malvern	58,000	14,785	43,215	25%	50%	Dog kennel is complete and delivered. Site work has started on horse barn and work on that project will begin as soon as the site is ready for construction. Difference in % complete and construction complete is the use of existing material on Dog Kennel. Material for horse barn is being delivered on-site. As soon as weather permits we will start lavine the stucture out.
	Emergency Generator - All Units	130,000	0	130,000	0%	0%	Cummins East Bldg generator ordered awaiting delievery. No ETA from vendor.
	Delta Perimeter Video Surveillance	622,000	31,606	590,394	5%	4%	We have received the notice to proceed from DBA. All boring and digging equipment and is currently being moved to the Delta Unit for their install. Boring has begun at Delta. They are also installing the boxes for installation. The funds spent is reflective of on-call design fees.
	Roof Repairs-Cummins	130,700	0	130,700	0%	0%	Need repairs at Delta, Varner, Tucker Max and Tucker. Working through repairs with vendor. We have also assessed Lee County Jail and Mississippi County Work Release. Office of State Procurement secured a State contract to purchase roofing materials. Work will begin at Varner on 10/10/22.
	Roof Repairs-Cummins Laundry		0				
	Construction/Maintenance		0				
	Roof Repairs-Delta		0				
	Roof Repairs-East Arkansas		0				
	Roof Repairs-Max		0				
	Roof Repair-McPherson		0				
	Roof Repair - NCU		0				
	Roof Repair - RLW		0				
Roof Repairs-Tucker	0						
Roof Repairs-Varner	0						
Roof Repairs-Wrightsville	0						
<b>Subtotal</b>	<b>\$ 1,000,700</b>		<b>\$ 46,391</b>				
New Projects	Additional Metal Fab	10,000	0	10,000	0%	0%	The fuel island portion of this project is 90% complete. We have some adddtional concrete that needs to be applied to the apron and it will be 100% complete. Addressing the Central Warehouse drive/parking lot now.
	PB Warehouse Drive Replacement	158,000	56,873	101,127	36%	49%	
	<b>Subtotal</b>	<b>\$ 168,000</b>	<b>\$ 56,873</b>	<b>111,127</b>			
	Architect Fees	30,000	26,279	3,722	88%		
<b>Total</b>	<b>\$ 1,900,200</b>	<b>\$ 448,666</b>	<b>\$ 1,451,534</b>				

*Notes* Report has not been reconciled against Accountings Reconciled Reports. Tolerance/Deviation is with in 1% of Projected Spending.