



DIVISION OF CORRECTION BOARD REPORT

September 2023

Dexter Payne
Director



POPULATION REPORT

RESEARCH/PLANNING

August 2023 Admissions and Releases – Admissions for August 2023 totaled **578** (485-males and 93-females) while releases totaled **467** (384-males and 83 females) for a net increase in-house of 111 inmates.

Inmate Population Growth/Projection – At the end of August 2023, the jurisdictional population for the Division of Correction totaled **18,375**, representing an increase of **727** inmates since the first of January 2023. At reporting time, calendar year 2023 has seen an average rate of **91** inmates per month, which is up from an average monthly increase of **52** inmates per month during calendar year 2022.

Average County Jail Backup – The backup in the county jails averaged **2,147** inmates per day during the month of August 2023, which was up from the per-day average of **2,131** inmates during the month of June 2023. Of the **2,147** average, short-term revocations accounted for **363** (327 males and 36 females) during the month.

INSTITUTIONS

INMATE INSTITUTIONAL GRIEVANCES

Inmate Formal/Informal Grievances: During August, a total of 1,101 formal grievances and 1,885 informal grievances were filed at various units.

Institutional Grievances Appeals: There was a total of 469 appeals of institutional grievances received in August. Of those, 354 were acknowledged and 115 were rejected for various reasons. Of the total, 379 appeals answered, 372 had no merit and seven had merit.

FARM DIVISION

August weather stayed hot and dry, however it made for perfect harvest weather. Cummins Unit started harvesting rice and corn, Tucker Unit started harvesting rice and East Arkansas Regional Unit started harvesting corn. The rice and corn crops are yielding more than last years totals. All farms are still irrigating the soybean crop and harvest will begin mid-September.

The grain market pricing is down and we are planning to store all that we can until the pricing increases.

While the August weather made for perfect harvest, the heat took a toll on livestock. Beef cattle mostly spent time in the shade or water and the dairy cows and chicken came off feed causing

production of milk and eggs to slow. At this time, the cattle market is very high so the Cummins and Wrightsville Units are making plans to keep the calves through the winter and plant what forage is needed to keep them fed in hopes of an upside potential in the calf market next spring.

Next years crop planning is underway with wheat and oat seed bids going out in September. Soybean, corn and rice bids will go out in October or shortly after.

WORK RELEASE RENT REPORT

| Unit | August 2023 |
|---------------------------------|---------------------|
| Benton Unit | \$145,882.00 |
| Mississippi County Work Release | \$98,362.00 |
| Northwest Arkansas Work Release | \$50,358.00 |
| Pine Bluff Work Release | \$43,780.00 |
| Texarkana Regional Corr. Ctr. | \$60,950.00 |
| Wrightsville Hawkins Unit | \$37,312.00 |
| Total | \$436,644.00 |

REGIONAL MAINTENANCE HOURS

| Regional Maintenance Hours | August 2023 |
|----------------------------------|---------------|
| Benton Unit | 5,981 |
| Delta Regional Unit | 4,048 |
| East Arkansas Regional Unit | 2,144 |
| Grimes Unit | 3,628 |
| McPherson Unit | 2,192 |
| Mississippi County Work Release | 1,728 |
| North Central Unit | 7,808 |
| Ouachita River Correctional Unit | 6,600 |
| Randall L. Williams Unit | 4,108 |
| Texarkana Regional Corr. Ctr. | 4,060 |
| Tucker Unit | 2,392 |
| Varner Unit | 3,624 |
| Wrightsville Unit | 3,104 |
| Total Hours | 51,417 |

REENTRY PROGRAMS - August 2023

| Program Name | Beginning Count | Admitted | Removed | Graduated | End Count | Volunteer Hours |
|--------------------------|-----------------|-----------|-----------|-----------|-----------|-----------------|
| Juvenile Program* (RLW) | 10 | 1 | 0 | 0* | 8 | 0 |
| Peer Recovery | 0 | 0 | 0 | 0 | 0 | 0 |
| Release | 14 | 14 | 13 | 0 | 15 | 3 |
| Veterans Program (Ester) | 43 | 0 | 5 | 0 | 38 | 3 |
| Veterans Program (EARU) | 24 | 0 | 0 | 0 | 24 | 0 |
| Lifer | 0 | 0 | 0 | 0 | 0 | 0 |
| TOTAL | 91 | 15 | 18 | 0 | 85 | 6 |

*Juvéniles are transferred from the program once they reach the age of 18.

WORKFORCE ALLIANCE FOR GROWTH IN THE ECONOMY (WAGE)

| August 2023 Capacity: 120 Unit: | Participants | Status |
|---------------------------------|--------------|--------------------|
| Delta | 18 | Active |
| Ester | 0 | Not Active |
| Hawkins | 0 | Not Active |
| McPherson | 30 | Active |
| North Central | 0 | Pending Next Class |
| Ouachita River | 15 | Active |
| Tucker | 0 | Pending Next Class |
| Wrightsville | 3 | Active |
| TOTAL | 66 | |

WRIGHTSVILLE-HAWKINS PATHWAY TO FREEDOM PROGRAM

| August 2023 Capacity: 200 | Beginning Count | Enrolled During the Month | Removed | End Count* |
|---------------------------|-----------------|---------------------------|---------|------------|
| Wrightsville-Hawkins PTF | 200 | 6 | 9 | 197 |

*The "End Count" column includes 3 graduates who remain in the Pathway to Freedom barracks.

ADVANCED PRINCIPLES AND APPLICATIONS FOR LIFE PROGRAM (APAL)

| August 2023 Capacity: 86 | Beginning Count | Admissions During Mo. | Removed* | End Count |
|--------------------------|-----------------|-----------------------|----------|-----------|
| Ester | 58 | 3 | 3 | 58 |
| Hawkins | 21 | 1 | 3 | 19 |
| TOTAL | 79 | 4 | 6 | 77 |

Advanced PAL is an 18-month reentry program that combines a pre-release curriculum with the PAL program.

*The "Removed" column indicates the number of participants who paroled, completed the program, withdrew from the program, transferred, or were removed from the program for another reason.

THINK LEGACY

| August 2023 Capacity: 635 Unit | Beginning Count | Admitted | Graduated | Removed* | End Count |
|--------------------------------|-----------------|----------|-----------|-----------|------------|
| Cummins | 23 | 0 | 0 | 4 | 19 |
| Delta Regional | 11 | 0 | 0 | 1 | 10 |
| East Arkansas Regional | 28 | 0 | 0 | 4 | 24 |
| McPherson | 32 | 0 | 0 | 2 | 30 |
| North Central | 21 | 0 | 0 | 1 | 20 |
| Ouachita River | 22 | 0 | 0 | 1 | 21 |
| Tucker | 12 | 0 | 0 | 1 | 11 |
| Total | 149 | 0 | 0 | 14 | 135 |

THINK LEGACY VOLUNTEER HOURS = 18

*The "Removed" column indicates the total number of participants who paroled, signed out, transferred, or were removed from the program for any other reason and are no longer in the barracks.

COLLEGE REPORT August 2023

| COLLEGE PROGRAM LOCATIONS | Beginning Count | Admissions During Mo. | Removed During Mo. | End Count | Staff Enrolled |
|-------------------------------------|-----------------|-----------------------|--------------------|------------|----------------|
| Arkansas State University | | | | | |
| Grimes Unit | 24 | 0 | 0 | 24 | 0 |
| McPherson Unit | 50 | 0 | 0 | 50 | 0 |
| Ashland University | | | | | |
| North Central Unit | 15 | 1 | 3 | 13 | 0 |
| Mid-America Seminary College | | | | | |
| Varner Unit | 36 | 0 | 0 | 36 | 0 |
| Philander Smith College | | | | | |
| East Arkansas Regional Unit | 44 | 22 | 4 | 62 | 0 |
| Tucker Unit | 25 | 8 | 0 | 33 | 0 |
| Southeast Arkansas College | | | | | |
| Cummins Unit | 19 | 21 | 0 | 40 | 0 |
| Delta Unit | 9 | 13 | 0 | 22 | 0 |
| Varner Unit | 25 | 9 | 0 | 34 | 0 |
| Shorter College | | | | | |
| Hawkins Unit | 21 | 6 | 4 | 23 | 0 |
| Ouachita River Unit | 19 | 0 | 1 | 18 | 0 |
| Pine Bluff Complex | 52 | 12 | 4 | 60 | 0 |
| Texarkana Regional | 14 | 0 | 5 | 9 | 0 |
| Wrightsville Unit | 24 | 5 | 8 | 21 | 0 |
| TOTAL | 377 | 97 | 29 | 445 | 0 |

TRAINING

DIVISION OF CORRECTION TRAINING - August 2023

BASIC TRAINING DIVISION –

BCOT Class 2023-I, led by instructor Major Joi Harris and Captain Norman, graduated on August 4 with a total of 104 cadets.

The *Willis H. Sargent Award* recipient was Christina Caldwell of the Wrightsville Unit and River Byrne from the Pine Bluff Unit.

Academic Awards were presented to the following for 2023-IA:

- 1st – Marvel Sanders, Varner Unit
- 2nd – Jeremy Gamso, North Central Unit
- 3rd – Aesha Swopes, Maximum Security Unit

Academic Awards were presented to the following for 2023-IB:

- 1st – Eric Stack, Maximum Security Unit
- 2nd – Iesha Humphery, Mississippi County Work Release
- 3rd – Christina Caldwell, Wrightsville Unit

Recipients of *Physical Fitness Awards* for 2023-IA were:

- 1st – Khi Taylor, Maximum Security Unit
- 2nd – Ray'Shun Reed, Randall L. Williams Unit
- 3rd – Jamario Sanford, Delta Regional Unit

Recipients of *Physical Fitness Awards* for 2023-IB were:

- 1st – Regina Rowe, Delta Regional Unit
- 2nd – Iesha Humphery, Mississippi County Work Release
- 3rd – Lakeldrick Jones, Varner Unit

BCOT Class 2023-J, led by instructor Bob Warren, graduated on August 18 with a total of 26 cadets.

The *Willis H. Sargent Award* recipient was Shannon Shelton from Construction.

Academic Awards were presented to the following:

- 1st – Jacob Walker, Tucker Unit
- 2nd – Milakyi Hopkins, Randall L. Williams Unit
- 3rd – Adam Worley, East Arkansas Regional Unit

Recipients of *Physical Fitness Awards* were:

- 1st – Audrey Smith, Tucker Unit
- 2nd – Herman Shields, Construction
- 3rd – Jamiya Townsend, Randall L. Williams Unit

IN-SERVICE DIVISION –

Classes held by the Training Academy during the month included:

- Train the Trainer – 08/28-09/01 (40 hours); Instructor: Iris McBride – 12 participants
- Honor Guard – 08/30 (2 hours); Instructor: John Maples – 7 participants

During the month of August 2023, the Training Academy held 2 classes that totaled 42 hours with a total of 14 participants. In-service training hours for August 2023 total 494 hours.

eCADEMY –

During August, 379 ADC employees completed a total of 5,339.25 hours of eCADEMY training.

HEALTH/CORRECTIONAL PROGRAMS

CHAPLAINCY SERVICES AND COMMUNITY SPEAKING EVENTS

All Facilities –

ADC Chaplaincy Division held The Gathering on August 26, from 9:00 AM until Noon. Lunch was provided immediately afterward. 163 Religious Services volunteers signed in for the event. Chaplain Mayfield led training regarding the upcoming Inmate Field Ministry program. Twelve nominees for the Bill Knight Faithful Service Award, representing over 200 combined years of volunteer service, were recognized. CRA Ron Hale, who began volunteering in 1975, was this year’s winner. The Prodigal Daughters Choir from McPherson Unit performed. First Baptist Church Main Street in North Little Rock generously hosted.

Cummins Unit –

Thirteen volunteers from Pottsville Assembly of God conducted a “Camp Meeting” event at the Cummins Unit August 24-26. Each day the volunteers visited different areas of the unit to talk with and pray with the men. Following the times of visitation the respective areas had the chance to attend a worship gathering. There were 481 men in attendance at the worship gatherings.

Grimes Unit –

During the week of August 21-24, CRAs Tim Hayes and Bob Holyfield conducted the IBLP Basic Seminar for PAL participants. Forty-seven residents completed the seminar.

Hawkins Unit –

A Hawkins Women’s Choir was created and auditions were held on August 31. Thirteen women were approved as inaugural choir members.

Ouachita River Correctional Unit –

Three volunteers from IBLP facilitated the second part of the August 14-17 Basic Seminar.

Pine Bluff Unit –

Nineteen Kairos volunteers conducted a Kairos “Walk” event, August 14-17. The volunteers logged a combined 617 hours leading 24 inmate participants through the program.

Tucker Unit –

Christian Motorcycle Association (CMA) held a motorcycle rally at Tucker Unit on August 18 & 19. Twelve volunteers represented CMA and demonstrated motorcycle games on the yard with 57 inmates present on Saturday.

ACCREDITATION

ACA Internal Audits Completed:

08/9-08/14 ACA Conference - Philadelphia, PA
Panel hearings for EARU, MCWR, Delta and NCU

08/21-08/24 Central Office ACA File Prep

Classes Taught:

08/31 ACA Quarterly Meeting

VOLUNTEER SERVICES - August 2023

| Program Name | Hours |
|--------------------------------|----------|
| Veteran Administration (Ester) | 3 |
| Neighbor to Neighbor (Ester) | 3 |
| Shebuild Project (McPherson) | 3 |
| Total | 9 |

MENTAL HEALTH SERVICES

Reduction of Sexual Victimization Program (RSVP) and Sex Offender Treatment Programs (SOFT):

| August 2023 | Capacity | Beginning Count | Completed | Removed | Admissions | End Count |
|--------------|------------|-----------------|-----------|----------|------------|------------|
| RSVP | 238 | 143 | 85 | 7 | 101 | 237 |
| SOFT | 30 | 8 | 0 | 0 | 1 | 1 |
| Total | 268 | 151 | 85 | 7 | 102 | 238 |

There are 1,092 males on the waiting list for RSVP and 0 females on the waiting list for SOFT who are within five years of their TE date. Of those, six inmates are mandated by the Parole Board.

The average time on the waiting list from request is between one and two months for those stipulated.

*The total on the waiting list, including those not currently within the identified timeframe, is 1,500 males and 0 females. Of these, 1,092 are eligible and 408 are ineligible for the program. There are zero PREA inmate in the program at this time.

*Ineligibility is due to being in restrictive housing, having class IV status, or receiving a major disciplinary within the last 60 days.

Therapeutic Community (TC):

| August 2023 Unit | Capacity | Beginning Count | Completed | Removed | Admissions | End Count |
|------------------|------------|-----------------|-----------|----------|------------|------------|
| Tucker | 62 | 58 | 1 | 3 | 4 | 58 |
| Wrightsville | 50 | 50 | 5 | 5 | 7 | 47 |
| Total | 112 | 108 | 6 | 8 | 11 | 105 |

MENTAL HEALTH SERVICES, *continued*

There are 708 males and 224 females on the waiting list who are within 10 years of their release date. Of those, 15 are mandated by the Parole Board.

The average time on the waiting list from request is 28 days.

*The total on the waiting list, including those not currently within the identified timeframe, is 921 males and 252 females. Of these, 947 are eligible and 226 are ineligible for the program.

***Ineligibility is due to being in restrictive housing, having class IV status, or receiving a major disciplinary within the last 60 days.**

Substance Abuse Treatment Program (SATP):

| August 2023 Unit | Capacity | Beginning Count | Completed | Removed | Admissions | End Count |
|------------------|------------|-----------------|-----------|-----------|------------|------------|
| Benton | 20 | 20 | 6 | 3 | 7 | 18 |
| Cummins | 45 | 40 | 2 | 6 | 9 | 41 |
| Maximum Security | 4 | 3 | 1 | 0 | 1 | 3 |
| Wrightsville | 100 | 97 | 14 | 20 | 32 | 95 |
| Total | 169 | 160 | 23 | 29 | 49 | 157 |

There are 2,054 males and 166 females on the waiting list who are within five years of their release date. Of those, 45 are mandated by the Parole Board.

The average time on the waiting list from request is 13 days.

*The total on the waiting list, including those not currently within the identified timeframe, is 2,843 males and 209 females. Of these, 2,265 are eligible and 787 are ineligible for the program.

***Ineligibility is due to being in restrictive housing, having class IV status, or receiving a major disciplinary within the last 60 days.**

PILOT PROGRAM – Substance User Rehabilitation Services (SURS):

| August 2023 Unit | Capacity | Beginning Count | Completed | Removed | Admissions | End Count |
|---------------------|------------|-----------------|-----------|-----------|------------|------------|
| McPherson | 150 | 150 | 33 | 7 | 40 | 150 |
| Grimes | 50 | 50 | 7 | 2 | 7 | 48 |
| Randall L. Williams | 150 | 129 | 27 | 8 | 53 | 147 |
| Total | 350 | 329 | 67 | 17 | 100 | 345 |

Ouachita River Correctional Unit (ORCU) Residential Program Unit (RPU):

The RPU had one admission and zero discharges in August for an end-of-month count of 122.

McPherson Unit Mental Health Residential Program Unit (RPU):

There were four admissions and four discharges in August for an end-of-month count of 40.

Habilitation Program:

The Habilitation Program at the Ouachita River Correctional Unit provided treatment services to 43 inmates in August. There were zero admissions and zero discharges, which resulted in an end-of-month count of 43.

Anger Management Treatment:

The Anger Management Treatment Program at the Cummins Unit did not provide treatment services to any inmates in August. There were no admissions or discharges, for an end-of-month count of zero.

Suicide:

There were 125 suicidal threats in August. There were 21 attempts, one of which resulted in death.

Staffing:

The following Mental Health Services and Substance Abuse Treatment Program (SATP) positions were vacant in July and August 2023:

| Positions | FTEs* | July | August |
|----------------------------------|-------|------|--------|
| Psychologists | 1 | 1 | 1 |
| Psychological Examiners | 1 | 1 | 1 |
| Social Workers | 21 | 16 | 16 |
| Licensed Professional Counselors | 2 | 1 | 1 |
| Rehab Facility Supervisors | 2 | 1 | 1 |
| Advisors | 55 | 23 | 21 |
| Substance Abuse Program Coord. | 5 | 1 | 1 |
| Substance Abuse Program Leaders | 40 | 8 | 8 |
| Rehab Program Managers | 9 | 1 | 0 |

*FTE refers to authorized Full Time Equivalent positions.

Self-Study Classes:

| Classes | Number of Participants | Number Completed | Waiting List |
|------------------------------|------------------------|------------------|--------------|
| Anger Management | 89 | 82 | 760 |
| Thinking Errors | 85 | 78 | 785 |
| Substance Abuse Education | 46 | 78 | 785 |
| Communication Skills | 89 | 82 | 760 |
| Domestic Violence | 33 | 33 | 186 |
| Victims of Domestic Violence | 6 | 6 | 94 |
| Stress Management | 45 | 44 | 710 |
| Parenting | 32 | 32 | 246 |

ADDITIONAL MENTAL HEALTH AND MEDICAL INFORMATION, *continued*

Outpatient:

There were 2,231 inmates on the mental health medical log at the beginning of August. Mental Health staff conducted the following contacts during the month:

| | |
|-------------------------------------|--------|
| Case Management Contacts | 1,575 |
| Requests for Interviews | 640 |
| Testing | 0 |
| Intakes | 469 |
| Unit Requests | 1,911 |
| Pre-Lockup Reviews | 380 |
| Routine Restrictive Housing Reviews | 1,028 |
| Restrictive Housing Rounds | 13,866 |
| PREA Evaluations | 118 |
| Routine Follow-up | 789 |
| 834 Requests | 61 |

County Mental Health Requests:

During August, there were 507 requests received of a mental health nature. Of those, one inmate was fast-tracked to ADC.

County Medical Health Requests:

During August, there were 911 requests received of a medical nature. A total of 14 inmates were fast-tracked to ADC.

Medical Contract Reimbursements:

Sanction reimbursements for ADC in July amounted to \$10,950.00.

Deaths:

There were 13 inmate deaths during the month of August. Four were claimed, nine were cremated and claimed, zero were not claimed and zero are pending.

Wellpath:

See attachment for Wellpath's report regarding outside beds and emergency room visits.

Medical Grievances:

In August, there were 105 appeals of medical grievances received and 147 appeals were answered. Twelve were found to be with merit and three with merit but resolved.

SEX OFFENDER ASSESSMENT

Assessments Completed:

| Risk Level | August | September 1999 through August 2023 |
|--------------|-----------|------------------------------------|
| Level 1 | 3 | 1,233 |
| Level 2 | 64 | 9,454 |
| Level 3 | 27 | 7,846 |
| Level 4 | 1 | 753 |
| Default 3 | 3 | * |
| Total | 98 | 19,286 |

*Default Level 3's are included in the total number of Level 3's to date.

ACIC Numbers:

The total number of sex offenders registered from September 1999 through August 2023:

| | |
|-----------------|---------------|
| Compliant | 8,881 |
| Delinquent | 1,436 |
| Confined | 3,643 |
| Out-of-State | 4,317 |
| Address Unknown | 160 |
| Deported | 207 |
| Incapacitated | 116 |
| Out of USA | 50 |
| Total | 18,810 |

Consistent with current Arkansas law, deceased offenders no longer remain on the registry.

PAWS IN PRISON

| August 2023 Unit | Enrolled | Graduated | Foster | Volunteer Hours |
|----------------------------------|-----------|-----------|----------|-----------------|
| Hawkins Unit | 5 | 3 | 0 | 0 |
| Maximum Security Unit | 7 | 3 | 0 | 0 |
| McPherson Unit | 6 | 0 | 0 | 0 |
| North Central Unit | 4 | 1 | 0 | 0 |
| Ouachita River Correctional Unit | 5 | 3 | 2 | 0 |
| Randall L. Williams Unit | 5 | 2 | 0 | 8 |
| Tucker Unit | 9 | 8 | 1 | 0 |
| Total | 41 | 20 | 3 | 8 |

Completed Paws in Prison Training:

| | |
|---|-------|
| August 2023 Program Graduates | 20 |
| YTD Program Graduates | 160 |
| Total Graduates Since Inception (Dec 2011) | 2,268 |
| Dogs Currently in Foster (Graduated, but Not Adopted) | 3 |
| August 2023 Volunteer Hours | 8 |
| YTD Volunteer Hours | 70 |

AGENCY HIGHLIGHTS

AUGUST 2023

PROMOTIONS

Some of the security promotions during the month of August included:

Barbara Ester Unit

- Lt. Clarence A. Anderson
- Cpl. Tyronesia Marks



Lt. Clarence Anderson

Benton Unit

- Sgt. Jozelyn Stephenson
- Sgt. Chernetta Taylor

East Arkansas Regional Unit

- Sgt. Leslie Archie

Grimes Unit

- Sgt. Calvin Carter
- Sgt. Sharice Jackson
- Cpl. Michael Roberts



Sgt. Sharice Jackson

Mississippi County Work Release

- Captain Latoya Campbell
- Lt. Stephen Sigman

Ouachita River Unit

- Captain Justin Buttrum
- Cpl. Esteban Gomez
- Sgt. Donald Moreland
- Sgt. William A. Norris
- Cpl. Jerry Speaker

Pine Bluff Unit

- Cpl. Jardena Swann

Randall L. Williams Unit

- Sgt. Adam D.D. Trantham



Sgt. Adam Trantham

Transportation

- Sgt. Linda Lewis

Tucker Unit

- Sgt. Lakieya Jenkins
- Sgt. Matrice Lawrence
- Lt. Curtis Roberts
- Cpl. Jonathan Vineyard

Wrightville Unit

- Sgt. Janice Sutton

PINE BLUFF COMPLEX STAFF RECEIVE DIRECTOR'S CHALLENGE COIN

Director Payne gave challenge coins to Deputy Warden Adam Clark, Captain Darnell Johnson, Sergeant Jayla Burnett and Sergeant Candice Tyson for their actions to stop a visitor from bringing contraband into the facility. The visitor was arrested and taken to jail.



DAUGHTER OF FALLEN OFFICER ESCORTED TO FIRST DAY OF SCHOOL

The Central Office, Ouachita River Correctional Unit and Tucker Unit K9 Teams and Bryant Police Department had the opportunity to escort Audrey Caudell, daughter of fallen ADC Officer Sgt. Caudell, on her first day of kindergarten at Hurricane Creek Elementary. Audrey's sister EmmaRae, now a 5th grader, was escorted on her first day at HCES.



ADC MANAGEMENT TEAM ATTENDS ACA CONFERENCE

Members of the ADC Management Team attended the American Correctional Association 153rd Congress of Correction August 10-13 in Philadelphia, PA. The Delta Regional Unit, East Arkansas Regional Unit, Mississippi County Work Release Center and North Central Unit received accreditation for the next three years.



REGIONAL MAINTENANCE PROJECT HIGHLIGHTS

AUGUST 2023

Malvern Housing Authority Project Clean up - August 1:

Ouachita River Unit Regional Maintenance



Cummins New Property Cattle Fence Replacement - August 29:

Varner Unit Regional Maintenance



War Memorial Stadium Creek Clean up - August 6:

Wrightsville Complex Regional Maintenance



2023 INFORMAL GRIEVANCE REPORT

| Month | BENTON | HAWK/M | HAWK/F | WRTS | EARU & MX | GRIMES | RLW | MCWR | MCPH | MSU | NCU | PBU | NWA | TU | TRCC | VSMX | VU | CU & CMU | ORCU | Ester | DRU | TOTAL | |
|--------------|-----------|-----------|------------|------------|--------------|--------------|------------|----------|--------------|------------|------------|------------|----------|------------|-----------|--------------|------------|--------------|------------|------------|------------|---------------|---|
| JAN | 1 | 8 | 14 | 40 | 138 | 211 | 26 | 2 | 248 | 74 | 43 | 44 | 0 | 57 | 6 | 296 | 38 | 115 | 94 | 23 | 113 | 1,591 | |
| FEB | 4 | 2 | 14 | 62 | 123 | 238 | 22 | 1 | 256 | 52 | 56 | 38 | 0 | 60 | 1 | 250 | 37 | 150 | 74 | 35 | 77 | 1,552 | |
| MAR | 5 | 4 | 8 | 42 | 153 | 324 | 28 | 0 | 224 | 99 | 64 | 75 | 0 | 84 | 0 | 173 | 44 | 164 | 137 | 47 | 111 | 1,786 | |
| APR | 7 | 1 | 13 | 61 | 106 | 264 | 12 | 0 | 245 | 77 | 96 | 61 | 0 | 47 | 0 | 194 | 30 | 122 | 131 | 36 | 136 | 1,639 | |
| MAY | 6 | 4 | 13 | 46 | 168 | 214 | 21 | 0 | 272 | 138 | 87 | 41 | 0 | 42 | 1 | 151 | 56 | 86 | 112 | 27 | 148 | 1,633 | |
| JUN | 6 | 3 | 55 | 70 | 135 | 198 | 15 | 1 | 290 | 95 | 75 | 46 | 0 | 35 | 1 | 161 | 27 | 151 | 85 | 17 | 136 | 1,602 | |
| JUL | 0 | 12 | 22 | 33 | 146 | 160 | 11 | 0 | 162 | 71 | 79 | 30 | 0 | 47 | 4 | 142 | 33 | 161 | 103 | 25 | 111 | 1,352 | |
| AUG | 1 | 4 | 28 | 66 | 330 | 245 | 15 | 0 | 305 | 77 | 80 | 53 | 0 | 70 | 1 | 150 | 25 | 108 | 148 | 38 | 141 | 1,885 | |
| SEPT | | | | | | | | | | | | | | | | | | | | | | 0 | |
| OCT | | | | | | | | | | | | | | | | | | | | | | | 0 |
| NOV | | | | | | | | | | | | | | | | | | | | | | | 0 |
| DEC | | | | | | | | | | | | | | | | | | | | | | | 0 |
| TOTAL | 30 | 38 | 167 | 420 | 1,299 | 1,854 | 150 | 4 | 2,002 | 683 | 580 | 388 | 0 | 442 | 14 | 1,517 | 290 | 1,057 | 884 | 248 | 973 | 13,040 | |

2023 FORMAL GRIEVANCE REPORT

| Month | BENTON | HAWK/M | HAWK/F | WRTS | EARU & MX | GRIMES | RLW | MCWR | MCPH | MSU | NCU | PBU | NWA | TU | TRCC | VSMX | VU | CU & CMU | ORCU | Ester | DRU | TOTAL | |
|--------------|-----------|-----------|-----------|------------|--------------|--------------|-----------|----------|------------|------------|------------|------------|----------|------------|----------|------------|------------|------------|------------|------------|------------|--------------|---|
| JAN | 1 | 5 | 4 | 39 | 247 | 127 | 8 | 0 | 86 | 79 | 34 | 29 | 0 | 44 | 0 | 38 | 23 | 84 | 77 | 11 | 63 | 999 | |
| FEB | 2 | 6 | 3 | 51 | 212 | 163 | 13 | 0 | 83 | 77 | 37 | 22 | 0 | 38 | 0 | 119 | 19 | 100 | 72 | 15 | 41 | 1,073 | |
| MAR | 2 | 4 | 4 | 37 | 246 | 196 | 14 | 0 | 93 | 104 | 48 | 42 | 0 | 58 | 1 | 139 | 32 | 104 | 115 | 21 | 69 | 1,329 | |
| APR | 4 | 1 | 9 | 40 | 200 | 154 | 10 | 0 | 94 | 92 | 65 | 52 | 0 | 36 | 2 | 146 | 16 | 101 | 92 | 13 | 86 | 1,213 | |
| MAY | 3 | 0 | 5 | 31 | 284 | 127 | 8 | 0 | 97 | 91 | 57 | 28 | 0 | 24 | 0 | 114 | 36 | 69 | 93 | 11 | 68 | 1,146 | |
| JUN | 3 | 3 | 15 | 29 | 250 | 112 | 6 | 0 | 109 | 86 | 57 | 40 | 0 | 22 | 1 | 120 | 19 | 96 | 69 | 7 | 75 | 1,119 | |
| JUL | 0 | 4 | 9 | 22 | 264 | 74 | 4 | 0 | 83 | 44 | 37 | 24 | 0 | 36 | 0 | 116 | 16 | 99 | 74 | 11 | 60 | 977 | |
| AUG | 0 | 4 | 8 | 41 | 204 | 138 | 5 | 0 | 102 | 72 | 46 | 26 | 0 | 53 | 0 | 119 | 12 | 66 | 103 | 22 | 80 | 1,101 | |
| SEPT | | | | | | | | | | | | | | | | | | | | | | | 0 |
| OCT | | | | | | | | | | | | | | | | | | | | | | | 0 |
| NOV | | | | | | | | | | | | | | | | | | | | | | | 0 |
| DEC | | | | | | | | | | | | | | | | | | | | | | | 0 |
| TOTAL | 15 | 27 | 57 | 290 | 1,907 | 1,091 | 68 | 0 | 747 | 645 | 381 | 263 | 0 | 311 | 4 | 911 | 173 | 719 | 695 | 111 | 542 | 8,957 | |

Report includes Pine Bluff Reentry (PBR), Pine Bluff Unit (PBU) and Pine Bluff Work Release (PBW).

INMATE INSTITUTIONAL GRIEVANCE APPEAL REPORT – AUGUST 2023

| | Acknowledged | Rejected | Processed W/O Merit | Processed W/ Merit |
|--|--------------|------------|---------------------|--------------------|
| Benton Unit | 0 | 0 | 0 | 0 |
| Benton Work Release | 0 | 0 | 0 | 0 |
| Cummins Unit | 21 | 16 | 19 | 0 |
| Cummins Modular Unit | 1 | 0 | 1 | 0 |
| Delta Regional Unit | 13 | 8 | 20 | 0 |
| East Arkansas Regional Unit | 24 | 6 | 15 | 0 |
| East Arkansas Regional Max Unit | 125 | 13 | 144 | 5 |
| Ester Unit | 11 | 0 | 11 | 0 |
| Grimes Unit | 10 | 13 | 17 | 0 |
| Maximum Security Unit | 17 | 10 | 19 | 2 |
| Tucker Re-Entry | 0 | 0 | 0 | 0 |
| McPherson Unit | 15 | 4 | 8 | 0 |
| McPherson Mental Health Residential Program Unit | 0 | 0 | 0 | 0 |
| Mississippi County Work Release Center | 0 | 0 | 0 | 0 |
| Northwest Arkansas Work Release Center | 0 | 0 | 0 | 0 |
| North Central Unit | 8 | 0 | 13 | 0 |
| Ouachita River Correctional Unit | 26 | 2 | 19 | 0 |
| ORCU Hospital | 0 | 0 | 0 | 0 |
| ORCU New Commitment | 0 | 1 | 1 | 0 |
| ORCU Mental Health Residential Program Unit | 4 | 0 | 2 | 0 |
| Pine Bluff Unit | 8 | 6 | 5 | 0 |
| Pine Bluff Re-Entry | 0 | 0 | 0 | 0 |
| Randall L. Williams Correctional Facility | 1 | 1 | 0 | 0 |
| Texarkana Regional Correctional Center | 0 | 0 | 0 | 0 |
| Tucker Unit | 17 | 5 | 13 | 0 |
| Varner Super Max | 47 | 21 | 55 | 0 |
| Varner Unit | 3 | 4 | 5 | 0 |
| Wrightsville Unit | 2 | 3 | 3 | 0 |
| Hawkins Center | 0 | 2 | 1 | 0 |
| Hawkins for Males | 1 | 0 | 1 | 0 |
| Hawkins SPU | | | | |
| Total | 354 | 115 | 372 | 7 |

ADMISSIONS AND RELEASES – AUGUST 2023

| Admissions | Male | Female | Total |
|-----------------------------------|-------------|---------------|--------------|
| Asian | 3 | 1 | 4 |
| Black | 181 | 15 | 196 |
| Caucasian | 279 | 72 | 351 |
| Hispanic | 16 | 5 | 21 |
| Native American Indian | 1 | 0 | 1 |
| Native Hawaiian or Pacific Island | 3 | 0 | 3 |
| Other | 2 | 0 | 2 |
| Total | 485 | 93 | 578 |

| Releases | Male | Female | Total |
|-----------------------------------|-------------|---------------|--------------|
| Asian | 3 | 0 | 3 |
| Black | 129 | 16 | 145 |
| Caucasian | 241 | 65 | 306 |
| Hispanic | 11 | 2 | 13 |
| Native American Indian | 0 | 0 | 0 |
| Native Hawaiian or Pacific Island | 0 | 0 | 0 |
| Other | 0 | 0 | 0 |
| Total | 384 | 83 | 467 |

ADC INMATE POPULATION GROWTH 2000-2028 - AUGUST 2023

| Mo. | 2000 | 2001 | 2002 | 2003 | 2004 | 2005 | 2006 | 2007 | 2008 | 2009 | 2010 | 2011 | 2012 | 2013 | 2014 | 2015 | 2016 | 2017 | 2018 | 2019 | 2020 | 2021 | 2022 | 2023 |
|---------------|--------|--------|--------|--------|--------|--------|--------|--------|--------|--------|--------|--------|--------|--------|--------|--------|--------|--------|--------|--------|--------|--------|--------|--------|
| Jan. | 11,984 | 11,908 | 12,402 | 13,015 | 13,105 | 13,595 | 13,481 | 13,839 | 14,518 | 14,796 | 15,334 | 16,312 | 15,134 | 14,815 | 17,481 | 18,142 | 17,785 | 17,824 | 18,201 | 17,958 | 17,989 | 16,119 | 17,154 | 17,682 |
| Feb. | 12,169 | 12,022 | 12,529 | 13,054 | 13,166 | 13,783 | 13,633 | 14,012 | 14,603 | 14,883 | 15,374 | 16,209 | 14,990 | 15,008 | 17,438 | 18,082 | 17,625 | 17,608 | 17,998 | 17,846 | 18,181 | 16,120 | 17,077 | 17,814 |
| March | 12,006 | 12,033 | 12,299 | 13,108 | 13,088 | 13,418 | 13,534 | 13,772 | 14,580 | 14,843 | 15,290 | 16,095 | 14,964 | 14,665 | 17,395 | 18,233 | 17,573 | 17,666 | 18,089 | 17,898 | 17,860 | 16,085 | 16,992 | 18,075 |
| April | 12,069 | 12,167 | 12,465 | 13,213 | 13,323 | 13,469 | 13,554 | 13,851 | 14,769 | 14,937 | 15,570 | 16,172 | 15,124 | 14,850 | 17,604 | 18,703 | 17,815 | 17,798 | 18,227 | 17,977 | 17,331 | 16,250 | 17,059 | 18,206 |
| May | 12,109 | 12,384 | 12,558 | 13,463 | 13,556 | 13,528 | 13,711 | 14,146 | 14,880 | 15,146 | 15,694 | 16,062 | 15,132 | 15,074 | 17,593 | 18,693 | 17,769 | 17,652 | 17,945 | 17,817 | 16,694 | 16,476 | 17,229 | 18,267 |
| June | 12,005 | 12,108 | 12,439 | 13,418 | 13,389 | 13,251 | 13,430 | 13,915 | 14,700 | 15,025 | 15,564 | 15,554 | 14,832 | 14,825 | 17,340 | 18,813 | 17,973 | 17,963 | 17,972 | 17,942 | 16,552 | 16,560 | 17,129 | 18,213 |
| July | 12,030 | 12,190 | 12,622 | 13,509 | 13,528 | 13,286 | 13,560 | 14,082 | 14,868 | 15,195 | 15,807 | 15,519 | 14,879 | 15,379 | 17,522 | 18,870 | 18,130 | 18,180 | 18,005 | 18,002 | 16,511 | 16,638 | 17,109 | 18,397 |
| August | 12,087 | 12,371 | 12,815 | 13,565 | 13,632 | 13,419 | 13,646 | 14,224 | 15,100 | 15,385 | 15,829 | 15,240 | 14,675 | 16,103 | 17,549 | 18,806 | 17,919 | 18,051 | 17,751 | 18,090 | 16,367 | 16,655 | 17,274 | 18,375 |
| September | 11,983 | 12,289 | 12,774 | 13,341 | 13,516 | 13,237 | 13,652 | 14,217 | 14,850 | 15,285 | 16,025 | 15,172 | 14,724 | 16,412 | 17,605 | 18,549 | 18,026 | 18,179 | 17,865 | 17,856 | 16,215 | 16,698 | 17,432 | |
| October | 12,119 | 12,348 | 12,942 | 13,341 | 13,584 | 13,363 | 13,775 | 14,349 | 14,836 | 15,381 | 16,311 | 15,271 | 14,856 | 16,993 | 17,880 | 18,430 | 18,127 | 18,348 | 17,943 | 17,947 | 16,311 | 16,821 | 17,480 | |
| November | 12,094 | 12,408 | 13,162 | 13,408 | 13,706 | 13,587 | 13,913 | 14,437 | 15,025 | 15,340 | 16,460 | 15,205 | 14,625 | 17,168 | 17,848 | 17,981 | 17,573 | 17,973 | 17,666 | 18,060 | 16,165 | 16,982 | 17,521 | |
| December | 11,856 | 12,333 | 12,845 | 13,106 | 13,470 | 13,338 | 13,728 | 14,315 | 14,716 | 15,199 | 16,204 | 15,062 | 14,654 | 17,235 | 17,874 | 17,707 | 17,537 | 18,078 | 17,799 | 17,759 | 16,094 | 17,023 | 17,648 | |
| Net Ann. Inc. | 29 | 477 | 512 | 261 | 364 | -132 | 390 | 587 | 401 | 483 | 1,005 | -1,142 | -408 | 2,581 | 639 | -167 | -170 | 541 | -279 | -40 | -1,665 | 929 | 625 | 727 |
| Avg. Mo. Inc. | 2 | 40 | 43 | 22 | 30 | -11 | 33 | 49 | 33 | 40 | 84 | -95 | -34 | 215 | 53 | -14 | -14 | 45 | -23 | -3 | -139 | 77 | 52 | 91 |

Population is total jurisdictional count at end of each month. Population at end of month December 1999 was 11,827.

Average monthly population increased for past fifteen years 2008 - 2022 is 18

Average monthly population increased for past ten years Jan. 2013 - Dec 2022 is 25

Average monthly population decreased for past five years 2018 - 2022 is -7

Projected at Growth of 18 per Month

| Mo. | 2008 | 2009 | 2010 | 2011 | 2012 | 2013 | 2014 | 2015 | 2016 | 2017 | 2018 | 2019 | 2020 | 2021 | 2022 | 2023 | 2024 | 2025 | 2026 | 2027 | 2028 | 2029 | |
|---------------|--------|--------|--------|--------|--------|--------|--------|--------|--------|--------|--------|--------|--------|--------|--------|-------------|--------|--------|--------|--------|--------|--------|-----|
| | Actual | Actual | Actual | Actual | Actual | Actual | Actual | Actual | Actual | Actual | Actual | Actual | Actual | Actual | Actual | Actual/Proj | Proj. | Proj. | Proj. | Proj. | Proj. | Proj. | |
| January | 14,518 | 14,796 | 15,334 | 16,312 | 15,134 | 14,815 | 17,481 | 18,142 | 17,785 | 17,824 | 18,201 | 17,958 | 17,989 | 16,119 | 17,154 | 17,682 | 18,465 | 18,681 | 18,897 | 19,113 | 19,329 | 19,545 | |
| February | 14,603 | 14,883 | 15,374 | 16,209 | 14,990 | 15,008 | 17,438 | 18,082 | 17,625 | 17,608 | 17,998 | 17,846 | 18,181 | 16,120 | 17,077 | 17,814 | 18,483 | 18,699 | 18,915 | 19,131 | 19,347 | 19,563 | |
| March | 14,580 | 14,843 | 15,290 | 16,095 | 14,964 | 14,665 | 17,395 | 18,233 | 17,573 | 17,666 | 18,089 | 17,898 | 17,860 | 16,085 | 16,992 | 18,075 | 18,501 | 18,717 | 18,933 | 19,149 | 19,365 | 19,581 | |
| April | 14,769 | 14,937 | 15,570 | 16,172 | 15,124 | 14,850 | 17,604 | 18,703 | 17,815 | 17,798 | 18,227 | 17,977 | 17,331 | 16,250 | 17,059 | 18,206 | 18,519 | 18,735 | 18,951 | 19,167 | 19,383 | 19,599 | |
| May | 14,880 | 15,146 | 15,694 | 16,062 | 15,132 | 15,074 | 17,593 | 18,693 | 17,769 | 17,652 | 17,945 | 17,817 | 16,694 | 16,476 | 17,229 | 18,267 | 18,537 | 18,753 | 18,969 | 19,185 | 19,401 | 19,617 | |
| June | 14,700 | 15,025 | 15,564 | 15,554 | 14,832 | 14,825 | 17,340 | 18,813 | 17,973 | 17,963 | 17,972 | 17,942 | 16,552 | 16,560 | 17,129 | 18,213 | 18,555 | 18,771 | 18,987 | 19,203 | 19,419 | 19,635 | |
| July | 14,868 | 15,195 | 15,807 | 15,519 | 14,879 | 15,379 | 17,522 | 18,870 | 18,130 | 18,180 | 18,005 | 18,002 | 16,511 | 16,638 | 17,109 | 18,397 | 18,573 | 18,789 | 19,005 | 19,221 | 19,437 | 19,653 | |
| August | 15,100 | 15,385 | 15,829 | 15,240 | 14,675 | 16,103 | 17,549 | 18,806 | 17,919 | 18,051 | 17,751 | 18,090 | 16,367 | 16,655 | 17,274 | 18,375 | 18,591 | 18,807 | 19,023 | 19,239 | 19,455 | 19,671 | |
| September | 14,850 | 15,285 | 16,025 | 15,172 | 14,724 | 16,412 | 17,605 | 18,549 | 18,026 | 18,179 | 17,865 | 17,856 | 16,215 | 16,698 | 17,432 | 18,393 | 18,609 | 18,825 | 19,041 | 19,257 | 19,473 | 19,689 | |
| October | 14,836 | 15,381 | 16,311 | 15,271 | 14,856 | 16,993 | 17,880 | 18,430 | 18,127 | 18,348 | 17,943 | 17,947 | 16,311 | 16,821 | 17,480 | 18,411 | 18,627 | 18,843 | 19,059 | 19,275 | 19,491 | 19,707 | |
| November | 15,025 | 15,340 | 16,460 | 15,205 | 14,625 | 17,168 | 17,848 | 17,981 | 17,573 | 17,973 | 17,666 | 18,060 | 16,165 | 16,982 | 17,521 | 18,429 | 18,645 | 18,861 | 19,077 | 19,293 | 19,509 | 19,725 | |
| December | 14,716 | 15,199 | 16,204 | 15,062 | 14,654 | 17,235 | 17,874 | 17,707 | 17,537 | 18,078 | 17,799 | 17,759 | 16,094 | 17,023 | 17,648 | 18,447 | 18,663 | 18,879 | 19,095 | 19,311 | 19,527 | 19,743 | |
| Net Ann. Inc. | 401 | 483 | 1,005 | -1,142 | -408 | 2,581 | 639 | -167 | -170 | 541 | -279 | -40 | -1,665 | 929 | 625 | 799 | 216 | 216 | 216 | 216 | 216 | 216 | 216 |
| Ave. Mo. Inc. | 33 | 40 | 84 | -95 | -34 | 215 | 53 | -14 | -14 | 45 | -23 | -3 | -139 | 77 | 52 | 67 | 18 | 18 | 18 | 18 | 18 | 18 | 18 |

MONTHLY POPULATION AVERAGES - AUGUST 2023

| Unit/Center | 8/1 | 8/2 | 8/3 | 8/4 | 8/7 | 8/8 | 8/9 | 8/10 | 8/11 | 8/14 | 8/15 | 8/16 | 8/17 | 8/18 | 8/21 | 8/22 | 8/23 | 8/24 | 8/25 | 8/28 | 8/29 | 8/30 | 8/31 | AVG |
|----------------------|---------------|---------------|---------------|---------------|---------------|---------------|---------------|---------------|---------------|---------------|---------------|---------------|---------------|---------------|---------------|---------------|---------------|---------------|---------------|---------------|---------------|---------------|---------------|---------------|
| Benton | 359 | 359 | 350 | 351 | 351 | 348 | 348 | 348 | 354 | 354 | 356 | 355 | 352 | 355 | 354 | 357 | 359 | 359 | 356 | 357 | 355 | 355 | 357 | 354 |
| Cummins | 1,991 | 1,984 | 1,994 | 1,995 | 1,993 | 1,994 | 1,991 | 1,987 | 1,988 | 1,988 | 1,988 | 1,986 | 1,986 | 1,984 | 1,982 | 1,981 | 1,986 | 1,992 | 1,989 | 1,988 | 1,985 | 1,982 | 1,974 | 1,987 |
| Delta | 627 | 625 | 618 | 618 | 626 | 626 | 623 | 621 | 621 | 619 | 620 | 628 | 632 | 631 | 631 | 630 | 630 | 628 | 628 | 623 | 626 | 623 | 622 | 625 |
| East AR Reg | 1,650 | 1,650 | 1,651 | 1,648 | 1,647 | 1,645 | 1,646 | 1,638 | 1,645 | 1,644 | 1,644 | 1,642 | 1,645 | 1,646 | 1,645 | 1,647 | 1,651 | 1,652 | 1,655 | 1,655 | 1,647 | 1,647 | 1,642 | 1,647 |
| Ester | 573 | 575 | 575 | 567 | 564 | 565 | 568 | 569 | 567 | 565 | 574 | 575 | 578 | 570 | 576 | 575 | 573 | 570 | 566 | 575 | 572 | 567 | 578 | 571 |
| Grimes | 1,083 | 1,083 | 1,083 | 1,083 | 1,078 | 1,078 | 1,090 | 1,089 | 1,089 | 1,089 | 1,089 | 1,087 | 1,089 | 1,089 | 1,089 | 1,088 | 1,085 | 1,084 | 1,083 | 1,093 | 1,097 | 1,094 | 1,091 | 1,087 |
| Max Sec | 582 | 582 | 581 | 581 | 581 | 581 | 581 | 581 | 582 | 583 | 583 | 583 | 582 | 582 | 582 | 583 | 582 | 583 | 586 | 586 | 586 | 585 | 585 | 583 |
| McPherson | 1,054 | 1,051 | 1,050 | 1,053 | 1,047 | 1,047 | 1,045 | 1,049 | 1,041 | 1,048 | 1,050 | 1,048 | 1,052 | 1,054 | 1,046 | 1,051 | 1,050 | 1,050 | 1,052 | 1,053 | 1,043 | 1,045 | 1,051 | 1,049 |
| MCWRC | 173 | 174 | 175 | 175 | 176 | 176 | 179 | 162 | 182 | 181 | 181 | 180 | 180 | 180 | 182 | 182 | 182 | 182 | 185 | 185 | 184 | 184 | 183 | 179 |
| N Central | 860 | 866 | 863 | 859 | 858 | 862 | 863 | 872 | 871 | 870 | 870 | 870 | 871 | 867 | 865 | 863 | 870 | 869 | 867 | 866 | 864 | 863 | 863 | 866 |
| NWAWRC | 100 | 100 | 100 | 99 | 99 | 99 | 100 | 100 | 100 | 100 | 100 | 100 | 100 | 100 | 100 | 100 | 100 | 100 | 100 | 100 | 100 | 100 | 100 | 100 |
| Ouachita River | 1,871 | 1,859 | 1,868 | 1,870 | 1,859 | 1,858 | 1,860 | 1,863 | 1,865 | 1,865 | 1,857 | 1,861 | 1,866 | 1,855 | 1,868 | 1,865 | 1,864 | 1,863 | 1,859 | 1,862 | 1,868 | 1,867 | 1,857 | 1,863 |
| Randall L Williams | 544 | 548 | 547 | 550 | 555 | 554 | 555 | 555 | 553 | 551 | 544 | 547 | 547 | 548 | 543 | 548 | 551 | 550 | 548 | 540 | 549 | 553 | 553 | 549 |
| Pine Bluff | 548 | 553 | 553 | 549 | 550 | 545 | 549 | 549 | 549 | 549 | 549 | 549 | 548 | 550 | 547 | 549 | 543 | 550 | 552 | 550 | 547 | 546 | 546 | 549 |
| PB Reentry | 52 | 52 | 52 | 52 | 52 | 52 | 51 | 51 | 51 | 51 | 51 | 51 | 51 | 51 | 51 | 51 | 51 | 51 | 51 | 53 | 53 | 50 | 50 | 51 |
| TRCC | 131 | 131 | 131 | 131 | 132 | 131 | 130 | 130 | 130 | 133 | 132 | 132 | 131 | 127 | 127 | 127 | 126 | 126 | 125 | 125 | 125 | 125 | 131 | 129 |
| Tucker | 622 | 623 | 624 | 623 | 631 | 630 | 630 | 630 | 631 | 633 | 632 | 630 | 634 | 633 | 634 | 633 | 630 | 630 | 630 | 635 | 633 | 660 | 689 | 634 |
| Varner | 1,683 | 1,680 | 1,678 | 1,677 | 1,684 | 1,683 | 1,681 | 1,679 | 1,677 | 1,679 | 1,677 | 1,680 | 1,678 | 1,679 | 1,693 | 1,693 | 1,693 | 1,695 | 1,694 | 1,691 | 1,695 | 1,693 | 1,690 | 1,685 |
| Wrightsville | 857 | 857 | 852 | 855 | 847 | 854 | 857 | 859 | 854 | 851 | 858 | 858 | 857 | 853 | 852 | 852 | 849 | 843 | 846 | 843 | 855 | 850 | 857 | 853 |
| WR Hawkins-Females | 246 | 245 | 240 | 240 | 239 | 239 | 244 | 243 | 250 | 248 | 248 | 255 | 254 | 254 | 254 | 254 | 255 | 255 | 255 | 255 | 255 | 255 | 255 | 249 |
| WR Hawkins-Males | 200 | 200 | 199 | 198 | 200 | 200 | 199 | 199 | 198 | 198 | 198 | 197 | 199 | 199 | 199 | 199 | 199 | 199 | 199 | 199 | 199 | 198 | 198 | 199 |
| Total ADC | 15,806 | 15,797 | 15,784 | 15,774 | 15,769 | 15,767 | 15,790 | 15,774 | 15,798 | 15,799 | 15,801 | 15,814 | 15,832 | 15,807 | 15,820 | 15,828 | 15,829 | 15,831 | 15,826 | 15,834 | 15,838 | 15,842 | 15,872 | 15,809 |
| ALETA | 18 | 18 | 18 | 18 | 18 | 18 | 18 | 18 | 18 | 18 | 18 | 18 | 18 | 18 | 18 | 18 | 18 | 18 | 18 | 18 | 18 | 18 | 18 | 18 |
| Ar State Police | 53 | 53 | 53 | 53 | 53 | 53 | 52 | 52 | 52 | 52 | 53 | 52 | 52 | 52 | 52 | 52 | 55 | 55 | 55 | 55 | 55 | 55 | 55 | 53 |
| Co Jail / M | 2,064 | 2,064 | 2,057 | 2,072 | 2,021 | 2,022 | 2,010 | 2,012 | 2,011 | 2,011 | 2,012 | 2,017 | 2,011 | 2,032 | 1,986 | 1,987 | 1,990 | 1,999 | 2,032 | 2,037 | 2,028 | 1,997 | 1,985 | 2,020 |
| Co Jail / F | 143 | 142 | 145 | 146 | 142 | 134 | 127 | 120 | 116 | 108 | 104 | 103 | 111 | 115 | 118 | 114 | 121 | 119 | 120 | 118 | 126 | 121 | 114 | 123 |
| Total Co Jail BK | 2,207 | 2,206 | 2,202 | 2,218 | 2,163 | 2,156 | 2,137 | 2,132 | 2,127 | 2,119 | 2,116 | 2,120 | 2,122 | 2,147 | 2,104 | 2,101 | 2,111 | 2,118 | 2,152 | 2,155 | 2,154 | 2,118 | 2,099 | 2,143 |
| 309/M | 187 | 187 | 188 | 188 | 188 | 186 | 186 | 189 | 192 | 192 | 191 | 191 | 190 | 191 | 190 | 190 | 190 | 192 | 192 | 192 | 191 | 191 | 190 | 190 |
| 309/F | 112 | 111 | 112 | 112 | 113 | 113 | 112 | 115 | 115 | 115 | 115 | 115 | 115 | 114 | 113 | 113 | 112 | 112 | 112 | 113 | 113 | 112 | 112 | 113 |
| Total Act 309 | 299 | 298 | 300 | 300 | 301 | 299 | 298 | 304 | 307 | 307 | 306 | 306 | 305 | 305 | 303 | 303 | 302 | 304 | 304 | 305 | 304 | 303 | 302 | 303 |
| Total Non ADC | 2,577 | 2,575 | 2,573 | 2,589 | 2,535 | 2,526 | 2,505 | 2,506 | 2,504 | 2,496 | 2,493 | 2,496 | 2,497 | 2,522 | 2,477 | 2,474 | 2,486 | 2,495 | 2,529 | 2,533 | 2,531 | 2,494 | 2,474 | 2,517 |
| Total | 18,383 | 18,372 | 18,357 | 18,363 | 18,304 | 18,293 | 18,295 | 18,280 | 18,302 | 18,295 | 18,294 | 18,310 | 18,329 | 18,329 | 18,297 | 18,302 | 18,315 | 18,326 | 18,355 | 18,367 | 18,369 | 18,336 | 18,346 | 18,326 |

FISCAL YEAR 2023 COUNTY JAIL BACKUP - AUGUST 2023

| DAY | | Jul-23 | | Aug-23 |
|-------------------------|---|--------------|---|--------------|
| 1 | * | 2,053 | | 2,207 |
| 2 | * | 2,053 | | 2,206 |
| 3 | | 2,073 | | 2,202 |
| 4 | | 2,077 | | 2,218 |
| 5 | | 2,077 | * | 2,218 |
| 6 | | 2,085 | * | 2,218 |
| 7 | | 2,120 | | 2,163 |
| 8 | * | 2,120 | | 2,156 |
| 9 | * | 2,120 | | 2,137 |
| 10 | | 2,139 | | 2,132 |
| 11 | | 2,103 | | 2,127 |
| 12 | | 2,087 | * | 2,127 |
| 13 | | 2,103 | * | 2,127 |
| 14 | | 2,111 | | 2,119 |
| 15 | * | 2,111 | | 2,116 |
| 16 | * | 2,111 | | 2,120 |
| 17 | | 2,106 | | 2,122 |
| 18 | | 2,114 | | 2,147 |
| 19 | | 2,144 | * | 2,147 |
| 20 | | 2,146 | * | 2,147 |
| 21 | | 2,153 | | 2,104 |
| 22 | * | 2,153 | | 2,101 |
| 23 | * | 2,153 | | 2,111 |
| 24 | | 2,146 | | 2,118 |
| 25 | | 2,150 | | 2,152 |
| 26 | | 2,182 | * | 2,152 |
| 27 | | 2,212 | * | 2,152 |
| 28 | | 2,225 | | 2,155 |
| 29 | * | 2,225 | | 2,154 |
| 30 | * | 2,225 | | 2,118 |
| 31 | | 2,187 | | 2,099 |
| Avg Daily Backup | | 2,131 | | 2,147 |

Notes: Total do not include 309 Contracts in County Jails (maximum of 336)

County Jail Back-up Average for August 2023 - 2,147

County Jail Back-up Fiscal Year Average as of August 31, 2023 - 2,139

Short-Term Revocation Program Average for August 2023 - 363

Short-Term Revocatio Program Fiscal Year Average as of August 31, 2023 - 414

STTG UNIT COUNTS – AUGUST 2023

| Unit | Beginning Total | Confirmed | Suspected | In | Out | Paroled | Removed | Ending Total | Total Unit Population | Unit % of STTG's |
|--------------|-----------------|------------|-----------|------------|------------|-----------|----------|--------------|-----------------------|------------------|
| Benton | 99 | 0 | 0 | 10 | 4 | 5 | 0 | 100 | 353 | 28.33% |
| Cummins | 674 | 0 | 0 | 56 | 55 | 0 | 0 | 675 | 1,980 | 34.09% |
| Delta | 200 | 0 | 0 | 13 | 7 | 1 | 0 | 205 | 622 | 32.96% |
| EARU | 712 | 0 | 0 | 25 | 16 | 12 | 0 | 709 | 1,640 | 43.23% |
| Ester | 111 | 0 | 0 | 49 | 12 | 6 | 0 | 142 | 584 | 24.32% |
| Grimes | 384 | 0 | 0 | 34 | 14 | 7 | 0 | 397 | 1,084 | 36.62% |
| Hawkins | 48 | 0 | 0 | 4 | 4 | 0 | 0 | 48 | 452 | 10.62% |
| Max | 294 | 0 | 0 | 15 | 11 | 1 | 0 | 297 | 586 | 50.68% |
| McPherson | 50 | 6 | 0 | 0 | | 3 | 0 | 53 | 1,039 | 5.10% |
| MCWR | 45 | 0 | 0 | 30 | 23 | 1 | 0 | 51 | 186 | 27.42% |
| NCU | 261 | 1 | 0 | 32 | 19 | 8 | 0 | 267 | 867 | 30.80% |
| NWAWR | 23 | 0 | 0 | 3 | 1 | 1 | 0 | 24 | 100 | 24.00% |
| ORCU | 323 | 0 | 0 | 47 | 16 | 20 | 0 | 334 | 1,575 | 21.21% |
| ORCU Intake | 102 | 125 | 0 | 0 | 154 | 0 | 0 | 73 | 287 | 25.44% |
| Pine Bluff | 168 | 0 | 0 | 21 | 20 | 5 | 0 | 164 | 594 | 27.61% |
| RLW | 198 | 0 | 0 | 28 | 16 | 4 | 0 | 206 | 545 | 37.80% |
| TWR | 40 | 0 | 0 | 6 | 9 | 0 | 0 | 37 | 130 | 28.46% |
| Tucker | 201 | 0 | 0 | 29 | 6 | 5 | 0 | 219 | 734 | 29.84% |
| Varner | 733 | 0 | 0 | 53 | 46 | 7 | 0 | 733 | 1,689 | 43.40% |
| Wrightsville | 297 | 0 | 0 | 24 | 56 | 8 | 0 | 257 | 850 | 30.24% |
| Total | 4,963 | 132 | 0 | 479 | 489 | 94 | 0 | 4,991 | 15,897 | 31.40% |

ORCU Intake brought in 125 new STTG members into ADC last month.

STTG DISCIPLINARY REPORT – AUGUST 2023

| Unit | STTG Incidents | STTG Suspected Incidents | Total Unit Disciplinary | Disciplinary Involving STTG | Percentage |
|--------------|----------------|--------------------------|-------------------------|-----------------------------|---------------|
| Benton | 0 | 0 | 14 | 4 | 28.57% |
| Cummins | 0 | 0 | 411 | 233 | 56.69% |
| Delta | 0 | 0 | 110 | 62 | 56.36% |
| EARU | 0 | 0 | 229 | 117 | 51.09% |
| Easter | 0 | 0 | 26 | 9 | 34.62% |
| Grimes | 2 | 0 | 231 | 102 | 44.16% |
| Hawkins | 0 | 0 | 1 | 0 | 0.00% |
| Max | 0 | 0 | 97 | 60 | 61.86% |
| McPherson | 0 | 0 | 183 | 12 | 6.56% |
| MCWR | 0 | 0 | 1 | 0 | 0.00% |
| NCU | 1 | 0 | 120 | 57 | 47.50% |
| NWAWR | 0 | 0 | 1 | 0 | 0.00% |
| ORCU | 0 | 0 | 85 | 30 | 35.29% |
| ORCU Intake | 0 | 0 | 9 | 3 | 33.33% |
| Pine Bluff | 0 | 0 | 44 | 16 | 36.36% |
| RLW | 0 | 0 | 109 | 50 | 45.87% |
| TWR | 0 | 0 | 9 | 3 | 33.33% |
| Tucker | 0 | 0 | 115 | 52 | 45.22% |
| Varner | 0 | 0 | 564 | 274 | 48.58% |
| Wrightsville | 0 | 0 | 255 | 115 | 45.10% |
| Total | 3 | 0 | 2,614 | 1,199 | 45.87% |

STTG COUNTS BY STTG SET – AUGUST 2023

| STTG Set | Benton | Cummins | Delta | EARU | Ester | Grimes | Hawkins | Max | Mcperson | MCWR | NCU | NWAWR | ORCU | Intake | PB | RLW | TWR | Tucker | Varner | Wrightsville | Total |
|--------------|------------|------------|------------|------------|------------|------------|-----------|------------|-----------|-----------|------------|-----------|------------|-----------|------------|------------|-----------|------------|------------|--------------|--------------|
| Asian | 1 | 1 | 0 | 0 | 2 | 0 | 0 | 0 | 0 | 0 | 0 | 0 | 0 | 0 | 0 | 1 | 0 | 1 | 1 | 0 | 7 |
| Bloods | 22 | 138 | 41 | 142 | 21 | 87 | 4 | 66 | 5 | 6 | 41 | 3 | 46 | 11 | 29 | 36 | 12 | 29 | 163 | 39 | 941 |
| Crips | 11 | 75 | 32 | 89 | 20 | 41 | 7 | 49 | 3 | 5 | 26 | 3 | 32 | 7 | 20 | 19 | 2 | 20 | 106 | 28 | 595 |
| Folk | 3 | 66 | 0 | 51 | 30 | 40 | 10 | 31 | 2 | 1 | 17 | 8 | 18 | 10 | 6 | 10 | 0 | 12 | 80 | 16 | 411 |
| GD | 23 | 149 | 43 | 183 | 0 | 85 | 2 | 69 | 11 | 15 | 75 | 0 | 66 | 7 | 34 | 54 | 8 | 57 | 150 | 58 | 1,089 |
| Mexican | 3 | 23 | 4 | 18 | 4 | 13 | 1 | 4 | 2 | 4 | 6 | 1 | 16 | 4 | 8 | 9 | 0 | 7 | 24 | 11 | 162 |
| Motorcycle | 0 | 2 | 0 | 1 | 0 | 0 | 0 | 2 | 1 | 0 | 3 | 0 | 2 | 0 | 1 | 0 | 0 | 1 | 2 | 1 | 16 |
| Other | 9 | 11 | 14 | 20 | 2 | 9 | 1 | 4 | 6 | 1 | 11 | 0 | 24 | 4 | 6 | 11 | 1 | 12 | 16 | 12 | 174 |
| People | 1 | 30 | 6 | 30 | 5 | 17 | 2 | 17 | 2 | 1 | 12 | 0 | 10 | 2 | 12 | 7 | 1 | 12 | 14 | 10 | 191 |
| Unknown | 0 | 16 | 6 | 6 | 3 | 1 | 2 | 1 | 3 | 1 | 1 | 0 | 0 | 6 | 1 | 0 | 1 | 1 | 6 | 8 | 63 |
| W/S | 13 | 80 | 9 | 50 | 49 | 48 | 13 | 8 | 6 | 10 | 29 | 6 | 81 | 9 | 28 | 29 | 5 | 31 | 78 | 37 | 619 |
| AB | 0 | 10 | 2 | 9 | 0 | 3 | 0 | 3 | 1 | 0 | 7 | 1 | 3 | 3 | 2 | 2 | 1 | 2 | 18 | 1 | 68 |
| AC | 1 | 8 | 6 | 15 | 2 | 10 | 0 | 6 | 2 | 1 | 2 | 1 | 3 | 1 | 0 | 4 | 1 | 5 | 12 | 1 | 81 |
| NAE | 7 | 35 | 7 | 38 | 1 | 21 | 2 | 16 | 7 | 3 | 13 | 0 | 12 | 5 | 5 | 11 | 2 | 11 | 28 | 11 | 235 |
| WAR | 6 | 31 | 35 | 57 | 3 | 22 | 4 | 21 | 2 | 3 | 24 | 1 | 21 | 4 | 12 | 13 | 3 | 18 | 35 | 24 | 339 |
| Total | 100 | 675 | 205 | 709 | 142 | 397 | 48 | 297 | 53 | 51 | 267 | 24 | 334 | 73 | 164 | 206 | 37 | 219 | 733 | 257 | 4,991 |

Key:

GD = Gangster Disciples

W/S = White Supremacist

NAE = New Aryan Empire

WAR = White Aryan Resistance

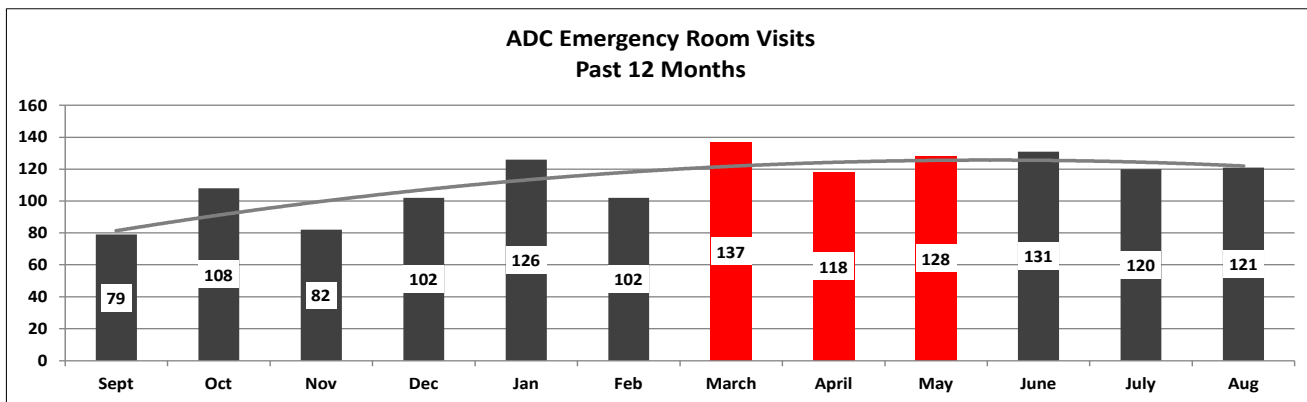
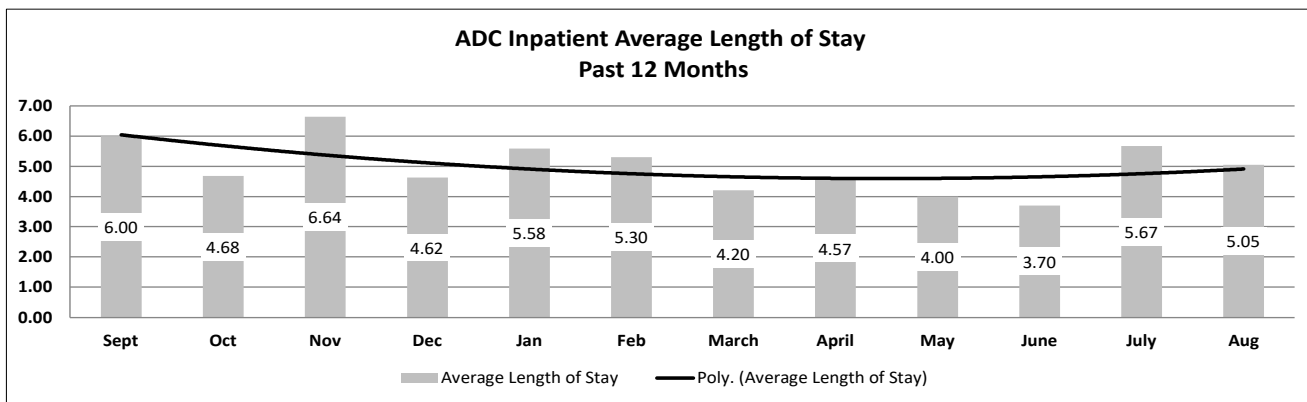
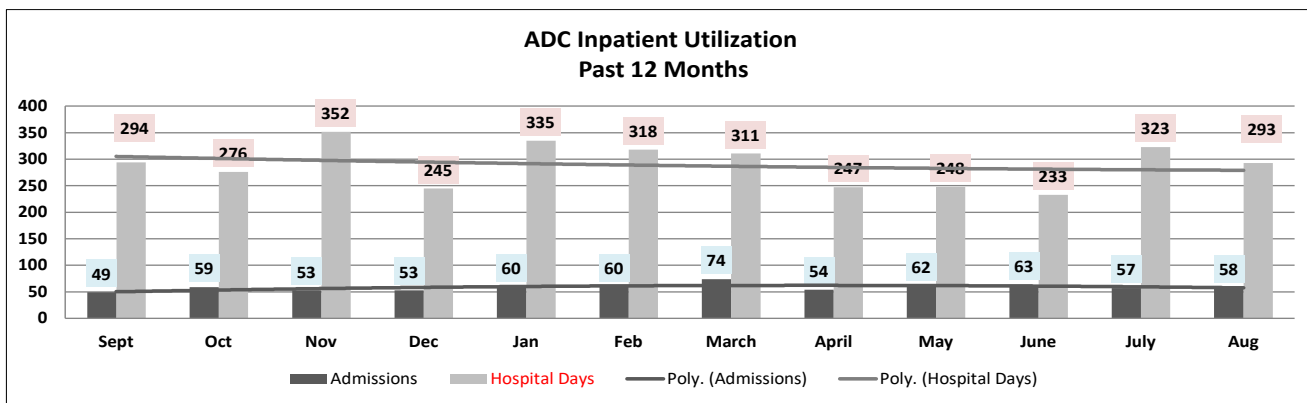
AC = Aryan Circle

AB = Aryan Brotherhood

ADC INPATIENT AND EMERGENCY ROOM UTILIZATION

| ADC Inpatient Statistics Past 12 Months | | | | | | | | | | | | | |
|---|------|------|------|------|------|------|-------|-------|------|------|------|------|---------|
| | 2022 | | | | 2023 | | | | | | | | Average |
| | Sept | Oct | Nov | Dec | Jan | Feb | March | April | May | June | July | Aug | |
| Admissions | 49 | 59 | 53 | 53 | 60 | 60 | 74 | 54 | 62 | 63 | 57 | 58 | 58.5 |
| Hospital Days | 294 | 276 | 352 | 245 | 335 | 318 | 311 | 247 | 248 | 233 | 323 | 293 | 289.6 |
| Average Length of Stay | 6.00 | 4.68 | 6.64 | 4.62 | 5.58 | 5.30 | 4.20 | 4.57 | 4.00 | 3.70 | 5.67 | 5.05 | 4.95 |

| ADC ER Visits Past 12 Months | | | | | | | | | | | | | |
|------------------------------|------|-----|-----|-----|------|-----|-------|-------|-----|------|------|-----|---------|
| | 2022 | | | | 2023 | | | | | | | | Average |
| | Sept | Oct | Nov | Dec | Jan | Feb | March | April | May | June | July | Aug | |
| Emergency Room Visits | 79 | 108 | 82 | 102 | 126 | 102 | 137 | 118 | 128 | 131 | 120 | 121 | 112.8 |



MEDICAL GRIEVANCE BOARD REPORT – AUGUST 2023

| Unit | Acknowledged/Received | Rejected | Reviewed & Signed by Dep Director | With Merit | With Merit, but Resolved | % With Merit | Without Merit |
|---------------------|-----------------------|-----------|-----------------------------------|------------|--------------------------|---------------|---------------|
| Benton | 0 | 0 | 0 | 0 | 0 | 0.00% | 0 |
| CMU | 1 | 0 | 1 | 0 | 0 | 0.00% | 1 |
| Cummins | 13 | 3 | 15 | 2 | 0 | 13.33% | 13 |
| Delta | 6 | 3 | 4 | 0 | 0 | 0.00% | 4 |
| EARU | 13 | 1 | 19 | 2 | 0 | 10.53% | 17 |
| EARU Max | 11 | 0 | 27 | 1 | 1 | 7.41% | 25 |
| Ester | 0 | 0 | 0 | 0 | 0 | 0.00% | 0 |
| Grimes | 4 | 2 | 6 | 0 | 1 | 16.67% | 5 |
| Hawkins | 0 | 0 | 0 | 0 | 0 | 0.00% | 0 |
| McPherson | 6 | 1 | 12 | 4 | 0 | 33.33% | 8 |
| MCWRC | 0 | 0 | 0 | 0 | 0 | 0.00% | 0 |
| MSU | 7 | 2 | 12 | 0 | 0 | 0.00% | 12 |
| North Central | 4 | 0 | 10 | 0 | 0 | 0.00% | 10 |
| NWAWRC | 0 | 0 | 0 | 0 | 0 | 0.00% | 0 |
| Ouachita | 10 | 0 | 7 | 0 | 0 | 0.00% | 7 |
| Pine Bluff | 1 | 0 | 3 | 0 | 1 | 33.33% | 2 |
| Randall L. Williams | 0 | 0 | 0 | 0 | 0 | 0.00% | 0 |
| SNN | 1 | 0 | 0 | 0 | 0 | 0.00% | 0 |
| TRCC | 0 | 0 | 0 | 0 | 0 | 0.00% | 0 |
| Tucker | 8 | 2 | 7 | 1 | 0 | 14.29% | 6 |
| Varner | 6 | 0 | 10 | 0 | 1 | 10.00% | 9 |
| Varner Super Max | 13 | 0 | 15 | 1 | 0 | 6.67% | 14 |
| WRU | 1 | 0 | 1 | 0 | 0 | 0.00% | 1 |
| WHM | 0 | 0 | 0 | 0 | 0 | 0.00% | 0 |
| WWR | 0 | 0 | 0 | 0 | 0 | 0.00% | 0 |
| Total | 105 | 14 | 149 | 11 | 4 | 10.07% | 134 |

CHAPLAINCY

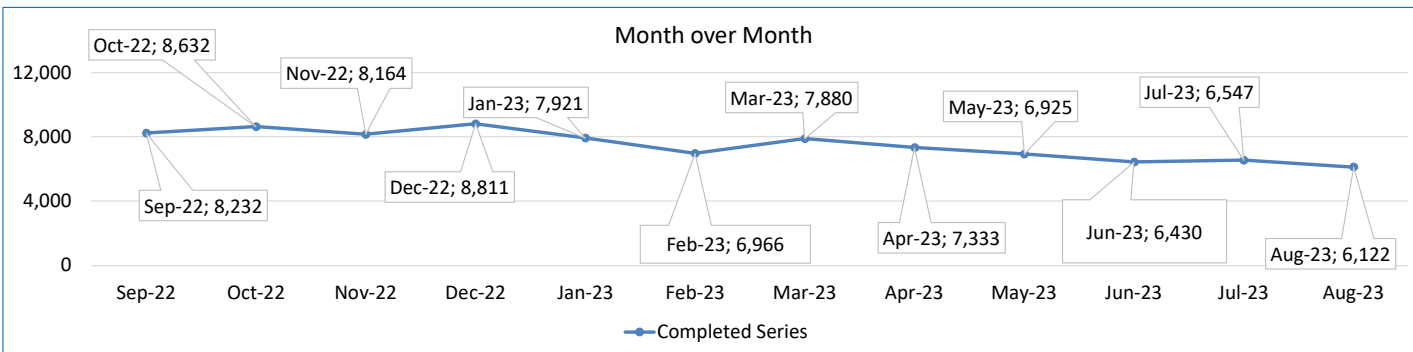
| Month: August Year: 2023 | CUMMINS | DELTA REGIONAL | EAST ARKANSAS | EAST ARKANSAS MAX | ESTER | GRIMES | HAWKINS | MAXIMUM | MCPHERSON | NORTH CENTRAL | OUACHITA RIVER | PINE BLUFF | RANDALL L. WILLIAMS | TUCKER | VARNER | VARNER MAX | WRIGHTSVILLE | TOTAL |
|---|-----------|----------------|---------------|-------------------|-----------|-----------|-----------|-----------|-----------|---------------|----------------|------------|---------------------|-----------|-----------|------------|--------------|------------|
| Services Chaplains Oversaw | | | | | | | | | | | | | | | | | | |
| Christian | | | | | | | | | | | | | | | | | | |
| Population | 8 | 8 | 9 | 0 | 4 | 3 | 0 | 3 | 8 | 7 | 3 | 8 | 13 | 4 | 14 | 0 | 2 | 94 |
| Segregation | 0 | 0 | 0 | 0 | 0 | 0 | 0 | 3 | 0 | 0 | 0 | 0 | 0 | 0 | 0 | 0 | 0 | 3 |
| Muslim | | | | | | | | | | | | | | | | | | |
| Population | 1 | 4 | 2 | 0 | 4 | 4 | 0 | 4 | 5 | 4 | 4 | 4 | 6 | 0 | 4 | 0 | 0 | 46 |
| Segregation | 0 | 0 | 0 | 0 | 0 | 0 | 0 | 4 | 0 | 0 | 0 | 0 | 0 | 0 | 0 | 0 | 0 | 4 |
| 147 | | | | | | | | | | | | | | | | | | |
| Volunteers in Charge | | | | | | | | | | | | | | | | | | |
| Protestant | 19 | 0 | 8 | 0 | 14 | 5 | 9 | 17 | 15 | 6 | 8 | 7 | 0 | 21 | 0 | 0 | 7 | 136 |
| Catholic | 2 | 1 | 2 | 0 | 0 | 0 | 5 | 0 | 2 | 5 | 3 | 1 | 1 | 0 | 2 | 0 | 4 | 28 |
| Muslim | 0 | 0 | 1 | 0 | 0 | 0 | 1 | 1 | 5 | 0 | 0 | 0 | 0 | 0 | 0 | 0 | 0 | 8 |
| Other | 2 | 0 | 5 | 0 | 1 | 11 | 0 | 2 | 7 | 0 | 4 | 0 | 0 | 0 | 16 | 0 | 0 | 48 |
| Baptism | 10 | 0 | 10 | 0 | 38 | 0 | 0 | 0 | 0 | 2 | 3 | 0 | 0 | 8 | 0 | 0 | 0 | 71 |
| Marriages | | | | | | | | | | | | | | | | | | |
| | 0 | 0 | 0 | 0 | 0 | 0 | 0 | 0 | 0 | 0 | 1 | 0 | 0 | 0 | 0 | 0 | 0 | 1 |
| Distributed by Chaplains | | | | | | | | | | | | | | | | | | |
| Greeting Cards | 32 | 27 | 0 | 0 | 74 | 41 | 0 | 25 | 0 | 25 | 60 | 78 | 14 | 56 | 45 | 333 | 0 | 810 |
| Bibles, Quran, Torah, Etc. | 23 | 19 | 24 | 31 | 33 | 13 | 25 | 13 | 70 | 31 | 275 | 18 | 8 | 26 | 15 | 28 | 11 | 663 |
| Study Course | 0 | 0 | 9 | 13 | 145 | 2 | 30 | 8 | 20 | 0 | 25 | 37 | 5 | 27 | 0 | 6 | 0 | 327 |
| Writing Supplies | 0 | 0 | 0 | 0 | 50 | 249 | 100 | 74 | 94 | 0 | 250 | 0 | 0 | 5 | 0 | 0 | 0 | 822 |
| Literature | 1,398 | 130 | 1,172 | 987 | 215 | 108 | 100 | 150 | 371 | 504 | 300 | 199 | 24 | 30 | 1,106 | 63 | 275 | 7,132 |
| Chaplain's Visits | | | | | | | | | | | | | | | | | | |
| Barracks | 81 | 14 | 36 | 38 | 24 | 33 | 25 | 6 | 179 | 57 | 44 | 58 | 44 | 232 | 50 | 61 | 16 | 998 |
| Approximate Hours Spent in Barracks | 56 | 24 | 3 | 27 | 8 | 6 | 1 | 6 | 35 | 14 | 22 | 5 | 21 | 58 | 13 | 15 | 30 | 344 |
| Inmate Office visits | 23 | 209 | 22 | 0 | 33 | 47 | 58 | 6 | 8 | 135 | 46 | 19 | 11 | 298 | 68 | 0 | 19 | 1,002 |
| Other Office visits | 9 | 22 | 8 | 2 | 10 | 23 | 12 | 5 | 48 | 10 | 37 | 28 | 3 | 40 | 106 | 22 | 6 | 391 |
| Hospital | 0 | 0 | 0 | 0 | 0 | 0 | 0 | 0 | 0 | 1 | 10 | 0 | 0 | 1 | 0 | 0 | 0 | 12 |
| Infirmery/Sick Call | 5 | 2 | 3 | 0 | 4 | 1 | 3 | 6 | 5 | 4 | 4 | 0 | 2 | 5 | 5 | 2 | 3 | 54 |
| Restrictive/Punitive Housing | 23 | 5 | 0 | 38 | 4 | 3 | 4 | 12 | 14 | 4 | 7 | 2 | 2 | 27 | 20 | 20 | 3 | 188 |
| PC - DRU | 2 | | | | | | | | | | | | | | | | | 2 |
| Visitation Days | 0 | 0 | 0 | 0 | 0 | 0 | 0 | 1 | 0 | 0 | 0 | 0 | 0 | 0 | 0 | 0 | 0 | 1 |
| Volunteer Visits | | | | | | | | | | | | | | | | | | |
| RCV | 0 | 0 | 0 | 0 | 2 | 0 | 4 | 1 | 5 | 0 | 1 | 5 | 0 | 0 | 0 | 0 | 0 | 18 |
| OCV | 32 | 18 | 5 | 5 | 8 | 13 | 3 | 31 | 32 | 57 | 10 | 69 | 4 | 74 | 0 | 0 | 1 | 362 |
| Spiritual Advisor | 0 | 0 | 0 | 0 | 0 | 0 | 0 | 0 | 0 | 0 | 1 | 0 | 0 | 0 | 0 | 0 | 0 | 1 |
| CRA | 39 | 3 | 58 | 9 | 10 | 53 | 53 | 46 | 79 | 70 | 49 | 24 | 20 | 150 | 40 | 12 | 28 | 743 |
| Religious Volunteer Hours | | | | | | | | | | | | | | | | | | |
| Volunteer Hours | 87 | 21 | 163 | 18 | 52 | 174 | 60 | 182 | 344 | 703 | 157 | 760 | 44 | 436 | 119 | 24 | 56 | 3,400 |
| Denominational/Volunteer Chaplain Hours | 14 | 3 | 14 | 0 | 74 | 8 | 75 | 28 | 27 | 226 | 30 | 122 | 0 | 48 | 67 | 8 | 40 | 784 |
| 4,184 | | | | | | | | | | | | | | | | | | |
| Other Activities of Chaplain | | | | | | | | | | | | | | | | | | |
| Counseled Employees | 3 | 23 | 8 | 0 | 7 | 3 | 9 | 2 | 2 | 0 | 18 | 0 | 5 | 25 | 102 | 0 | 0 | 207 |
| Orientation Sessions | 2 | 0 | 0 | 0 | 0 | 0 | 0 | 0 | 0 | 1 | 0 | 0 | 0 | 0 | 0 | 0 | 0 | 3 |
| Free World Devotions | 0 | 0 | 3 | 0 | 4 | 7 | 0 | 0 | 4 | 1 | 2 | 0 | 0 | 3 | 13 | 0 | 0 | 37 |
| Spoke in Churches | 16 | 4 | 3 | 0 | 4 | 1 | 1 | 0 | 0 | 1 | 6 | 1 | 1 | 4 | 13 | 0 | 2 | 57 |
| Crisis Intervention Sessions | 15 | 4 | 4 | 0 | 0 | 0 | 8 | 0 | 8 | 6 | 15 | 10 | 12 | 16 | 5 | 4 | 6 | 113 |
| Marriage Counseling | 1 | 0 | 1 | 0 | 0 | 0 | 1 | 0 | 0 | 1 | 1 | 0 | 0 | 1 | 0 | 0 | 0 | 6 |
| Denominational Meeting | 0 | 0 | 0 | 0 | 1 | 1 | 0 | 0 | 0 | 0 | 0 | 0 | 0 | 0 | 0 | 0 | 0 | 2 |
| Chaplain's Meeting | 2 | 1 | 1 | 0 | 1 | 1 | 2 | 1 | 1 | 1 | 1 | 0 | 1 | 1 | 2 | 0 | 2 | 18 |
| Volunteer Training Session | 0 | 0 | 1 | 0 | 0 | 0 | 1 | 2 | 1 | 1 | 0 | 0 | 0 | 1 | 0 | 0 | 0 | 7 |
| Chaplain Transfers | | | | | | | | | | | | | | | | | | |
| | 0 | 0 | 1 | 0 | 0 | 0 | 0 | 0 | 1 | 0 | 0 | 0 | 0 | 0 | 0 | 0 | 0 | 2 |
| Chaplain Promotions | | | | | | | | | | | | | | | | | | |
| | 0 | 0 | 0 | 0 | 0 | 0 | 0 | 0 | 0 | 0 | 0 | 0 | 0 | 0 | 0 | 0 | 0 | 0 |
| PAL PROGRAM | | | | | | | | | | | | | | | | | | |
| Enrolled at start of month | 60 | 22 | 52 | 0 | 58 | 43 | 21 | 19 | 55 | 66 | 30 | 0 | 0 | 53 | 50 | 0 | 25 | 554 |
| Enrolled during the month | 10 | 5 | 9 | 0 | 3 | 13 | 1 | 1 | 12 | 13 | 10 | 0 | 0 | 12 | 5 | 0 | 3 | 97 |
| Removed From PAL Program | | | | | | | | | | | | | | | | | | |
| # Paroled | 0 | 0 | 1 | 0 | 0 | 0 | 0 | 0 | 4 | 1 | 1 | 0 | 0 | 3 | 0 | 0 | 1 | 11 |
| # Completed | 6 | 0 | 2 | 0 | 0 | 3 | 0 | 0 | 1 | 1 | 1 | 0 | 0 | 2 | 2 | 0 | 0 | 18 |
| # Withdrew | 1 | 0 | 2 | 0 | 3 | 0 | 0 | 0 | 0 | 2 | 0 | 0 | 0 | 1 | 5 | 0 | 0 | 14 |
| # Removed | 2 | 1 | 0 | 0 | 0 | 1 | 0 | 0 | 0 | 4 | 0 | 0 | 0 | 2 | 1 | 0 | 2 | 13 |
| # Transferred | 1 | 2 | 2 | 0 | 0 | 4 | 3 | 0 | 6 | 6 | 3 | 0 | 0 | 0 | 2 | 0 | 0 | 29 |
| Total Removed from PAL Program | 10 | 3 | 7 | 0 | 3 | 8 | 3 | 0 | 11 | 14 | 5 | 0 | 0 | 8 | 10 | 0 | 3 | 85 |
| Total Enrolled at the End of the Month | 60 | 24 | 54 | 0 | 58 | 48 | 19 | 20 | 56 | 65 | 35 | 0 | 0 | 57 | 45 | 0 | 25 | 566 |
| Volunteers In PAL | | | | | | | | | | | | | | | | | | |
| | 25 | 0 | 9 | 0 | 7 | 18 | 14 | 7 | 14 | 15 | 4 | 0 | 0 | 8 | 2 | 0 | 5 | 128 |
| Special Events: | | | | | | | | | | | | | | | | | | |
| | 2 | 1 | 1 | 1 | 1 | 2 | 2 | 1 | 1 | 1 | 2 | 2 | 1 | 2 | 1 | 1 | 1 | 23 |

SECURUS VIDEO VISITATION REPORT AUGUST 2023

AR-DOC SVV Activity Tracker

Total ADP 16,005

| Total Visits by Month | Sep-22 | Oct-22 | Nov-22 | Dec-22 | Jan-23 | Feb-23 | Mar-23 | Apr-23 | May-23 | Jun-23 | Jul-23 | Aug-23 |
|---------------------------|--------|--------|--------|--------|--------|--------|--------|--------|--------|--------|--------|--------|
| Total (Includes SuperMax) | 8,232 | 8,632 | 8,164 | 8,811 | 7,921 | 6,966 | 7,880 | 7,333 | 6,925 | 6,430 | 6,547 | 6,122 |
| Target Objective | 15,587 | 15,587 | 15,587 | 15,587 | 15,587 | 15,587 | 15,587 | 15,587 | 15,587 | 15,587 | 15,587 | 15,587 |



Completed Visits

| Site | Current Month | Previous Month |
|------------------------|---------------|----------------|
| Benton | 111 | 124 |
| Cummins | 560 | 590 |
| Delta Regional | 306 | 377 |
| East Arkansas Regional | 529 | 586 |
| Ester | 286 | 261 |
| Grimes | 547 | 522 |
| J Aaron Hawkins Sr. | 424 | 438 |
| Tucker Max | 294 | 325 |
| Mcperson | 346 | 347 |
| Mississippi County WRC | 106 | 105 |
| North Central | 487 | 520 |
| NW Arkansas WRC | 15 | 20 |
| Ouachita River | 671 | 737 |
| Pine Bluff Complex | 183 | 163 |
| Randall L Williams | 92 | 110 |
| State Police Barracks | 54 | 66 |
| Texarkana Regional | 22 | 29 |
| Tucker Unit | 170 | 187 |
| Varner | 663 | 733 |
| Wrightsville Unit | 223 | 279 |
| Pine Bluff Re-Entry | 33 | 28 |
| Tucker Re-entry | 0 | 0 |
| Total: | 6,122 | 6,547 |

Missed by Inmate

| Site | Current Month | Previous Month |
|------------------------|---------------|----------------|
| Benton | 2 | 5 |
| Cummins | 36 | 28 |
| Delta Regional | 4 | 3 |
| East Arkansas Regional | 17 | 16 |
| Ester | 7 | 4 |
| Grimes | 17 | 14 |
| J Aaron Hawkins Sr. | 4 | 7 |
| Tucker Max | 7 | 11 |
| Mcperson | 12 | 11 |
| Mississippi County WRC | 5 | 5 |
| North Central | 5 | 6 |
| NW Arkansas WRC | 2 | 3 |
| Ouachita River | 16 | 13 |
| Pine Bluff Complex | 6 | 6 |
| Randall L Williams | 1 | 4 |
| State Police Barracks | 7 | 2 |
| Texarkana Regional | 1 | 1 |
| Tucker Unit | 3 | 3 |
| Varner | 42 | 13 |
| Wrightsville Unit | 2 | 2 |
| Pine Bluff Re-Entry | 2 | 1 |
| Tucker Re-entry | 0 | 0 |
| Total: | 198 | 158 |

**SECURUS TABLET REPORT
AUGUST 2023**

| Facility Name | Personal Tablets (All) | \$0 | \$5 | Community / Inventory | Officer | Total |
|--|------------------------------|--------------|--------------|--------------------------|------------|---------------|
| AR DOC - BENTON UNIT | 355 | 106 | 249 | 180 | 8 | 543 |
| AR DOC - CUMMINS UNIT | 1,244 | 903 | 341 | 786 | 14 | 2,044 |
| AR DOC - DELTA REGIONAL UNIT | 452 | 270 | 182 | 346 | 20 | 818 |
| AR DOC - EAST ARKANSAS REGIONAL UNIT | 814 | 551 | 263 | 583 | 10 | 1,407 |
| AR DOC - ESTER UNIT | 526 | 348 | 178 | 300 | 20 | 846 |
| AR DOC - GRIMES UNIT | 666 | 415 | 251 | 575 | 14 | 1,255 |
| AR DOC - J AARON HAWKINS SR CENTER FOR W | 417 | 251 | 166 | 205 | 19 | 641 |
| AR DOC - MCPHERSON UNIT | 746 | 464 | 282 | 248 | 21 | 1,015 |
| AR DOC - MISSISSIPPI COUNTY WORK RELEASE | 182 | 38 | 144 | 166 | 9 | 357 |
| AR DOC - NORTH CENTRAL UNIT | 621 | 377 | 244 | 280 | 10 | 911 |
| AR DOC - NW ARKANSAS WORK RELEASE CENTER | 100 | 27 | 73 | 201 | 8 | 309 |
| AR DOC - OUACHITA RIVER UNIT | 1,229 | 807 | 422 | 464 | 14 | 1,707 |
| AR DOC - PINE BLUFF RE-ENTRY CENTER | 50 | 5 | 45 | 21 | 0 | 71 |
| AR DOC - PINE BLUFF UNIT | 460 | 311 | 149 | 215 | 9 | 684 |
| AR DOC - RANDALL L WILLIAMS FACILITY | 348 | 239 | 109 | 276 | 15 | 639 |
| AR DOC - STATE POLICE BARRACKS | 55 | 30 | 25 | 14 | 3 | 72 |
| AR DOC - TEXARKANA REGION CORRECTION CEN | 132 | 44 | 88 | 100 | 10 | 242 |
| AR DOC - TUCKER MAXIMUM SECURITY UNIT | 245 | 167 | 78 | 353 | 14 | 612 |
| AR DOC - TUCKER RE-ENTRY CENTER | 0 | 0 | 0 | 45 | 2 | 47 |
| AR DOC - TUCKER UNIT | 514 | 368 | 146 | 586 | 11 | 1,111 |
| AR DOC - VARNER UNIT | 813 | 573 | 240 | 714 | 21 | 1,548 |
| AR DOC - WRIGHTSVILLE UNIT | 592 | 409 | 183 | 482 | 9 | 1,083 |
| | 10,561 | 6,703 | 3,858 | 7,140 | 261 | 17,962 |

CONSTRUCTION BUDGET / STATUS REPORT - SEPTEMBER 7, 2023 — [Page 1 of 2]

| Fund | Project Description | Approved Budget | Actual Budget Spent | Available Budget | \$ % Complete | Construction % Complete | Notes |
|----------------------------|---|-----------------|---------------------|------------------|---------------|-------------------------|---|
| 700483A | EARU Max Rec Expanded Metal Rec Yard | 879,000 | 865,186 | 13,814 | 98% | 87% | Construction of the Rec Pens at EARU began on 1/03/2022. We are making great progress with this project. The funds spent on this project is reflective of the engineering fees, material and construction of the panels. 24 pens are complete and delivered to the unit for use. All of the prep work for the remaining 24 pens is complete. Concrete foundation is completed. Erecting panels on-site. |
| 700483A NDC0200 | Tucker Max Expanded Metal Rec Yard | 8,160,845 | 1,142,834 | 7,018,011 | 14% | 13% | Final plans submitted to DBA for approval on pre-cast pens. The funds spent on this project is reflective of engineering fees and the material needed to construct the rec pen panels. |
| 700483A | Cummins Expanded Metal Rec Yard | 368,617 | 72,760 | 295,857 | 20% | 15% | We are constructing the panels on-site. Funds spent on this project is reflective of engineering fees spent against this portion of the overall project. This project is being finalized with the design team and will be submitted to DBA in the following weeks for review and approval. |
| KBR4Q95 | Bullpens | 851,999 | 388,676 | 463,323 | 46% | 45% | Varner & EARU complete. Installation underway at Max. Locks delivered. Construction of bullpens are on-going. |
| KBR4Q95 | 13 & 15 Barracks Door Revisions | 174,000 | 167,048 | 6,952 | 96% | 96% | All doors and locks installed in 13 Barracks. 15 barracks has been remeasured for quality assurance and we are fabricating the revisions at this time at Central Maintenance. Reworking 5 doors at a time for renovation. On-going. |
| 7004828 | Entegrity Energy Improvements Phase 2 at Tucker and Max | 18,603,150 | 18,422,630 | 180,520 | 99% | 99% | Lighting, plumbing and water are complete at the Max and Tucker Unit. HVAC is finishing up at the Max. Phase II complete. All that is left to perform is the training for the preventive maintenance. |
| HCA0100 NDC0200 | Entegrity Energy Improvements NCU Water Conservation | 2,490,173 | 924,851 | 401,854 | 84% | 85% | All of the water project is complete inside the unit. The only remaining item left is the automatic bar screen. They are currently working on that project. |
| 7004820 | Lethal Fence Control for Cummins, Varner SuperMax, Tucker Max, & EARU | 1,490,000 | 990,499 | 499,501 | 66% | 92% | Material and part delays has driven the delay on project. Funds spent on this project is reflective of design fees and payment for equipment to vendor. The EARU lethal fence upgrade element is complete. Cummins, Max and Varner installation has been completed. Some control work to finish up and training. |
| KBSFW18 KBR4Q95 | Max Armory | 100,000 | 69,318 | 950 | 99% | 98% | Funds spent on this project is reflective of material pre-purchased prior to the start of construction. Building is complete and delivered. The fence material is on-site and will be erected in the next several weeks to close this project out. |
| 7004810 | Administrative East Roof Replacement | 2,191,441 | 2,014,962 | 176,479 | 92% | 100% | Project Scope has been completed. We are awaiting the manufacturer to have their site visit to issue the warranty. We are working with the WD&D and the contractor on liquidatable damages on exceeding days toward completion. Also, we are working with both parties to close out the insurance claims that were experienced during the project. |
| 7004810 | Central Warehouse Roof Replacement | 385,816 | 240,200 | 145,616 | 62% | 100% | |
| 7004810 | RLW Roof Replacement | 2,722,743 | 2,364,315 | 358,427 | 87% | 100% | |
| 865C 7004820 KBR4Q95 | NCU Perimeter Security | 600,000 | 20,625 | 47,239 | 92% | 99% | All equipment for NCU and cameras are operational. Walkthrough at NCU has been completed and vendor is working that punch list. |
| KBR4N98 | Max Re-Entry Generator Project | 135,000 | 16,635 | 118,365 | 12% | 10% | Plans submitted to DBA. We have received our notice to proceed on this project. Funds spent are reflective of engineering fees and site work at location. |
| NDC0300 | Mississippi County 50 Bed Expansion | 2,300,000 | 98,544 | 2,201,456 | 4% | 3% | The design firm has completed the final design for review. Documents are at DBA for final review. Fees are reflective of design fees allowed under the state contract. |
| KBR4Q95 | NCU Generator | 202,000 | 177,350 | 24,650 | 88% | 10% | DBA Approved. Generator has arrived. Funds spent on this project is on-call design fees, generator cost and material needed once we are ready for installation. This project is on hold. |
| 7004811 | Tucker Riot Gates | 700,000 | 40,154 | 659,846 | 6% | 0% | Documents are at DBA under review. Fees are reflective of design fees allowed under the state contract. |
| 7004812 | Tucker School Project | 3,000,000 | 15,250 | 2,984,750 | 1% | 0% | Design and development phase of this project has been completed. The documents for review has been sent over to DBA. Project submittals are under review with the selection committee for the design professional. Design and development phase of project is currently |



CONSTRUCTION BUDGET / STATUS REPORT - SEPTEMBER 7, 2023 — [Page 2 of 2]

| Fund | Project Description | Approved Budget | Actual Budget Spent | Available Budget | \$ % Complete | Construction % Complete | Notes |
|---------|------------------------|-----------------|---------------------|------------------|---------------|-------------------------|--|
| KBSHW18 | Tucker Water Treatment | 1,093,848 | 173,830 | 920,018 | 16% | 10% | The original blueprints has been completed and approved. The detail drawings are complete. Submittals has been presented to DBA for final approval. We are awaiting guidance for notice to proceed utilizing the ARPA funds awarded. The funds spent on this project is reflective of engineering and design fees. |

Telephone Projects

| | | | | | | | |
|--------------------------|----------------------|-------------------|-------------------|-------------------|-----|-----|--|
| Maintenance & Operations | AC All Units | 70,000 | 30,375 | 39,625 | 43% | 40% | repairing & replacing daily. |
| | ACA | 100,000 | 0 | 100,000 | 0% | 0% | Working with Central Office/AE, Max, TA, Grimes, McPherson, Cummins & ORCU |
| | ADA | 10,000 | 0 | 10,000 | 0% | 0% | on-going |
| | Additional Metal Fab | 15,000 | 557 | 14,443 | 4% | 4% | on-going |
| | Boiler Fund | 60,500 | 0 | 60,500 | 0% | 0% | on-going |
| | Camera Equipment | 320,000 | 77,964 | 242,036 | 24% | 24% | cameras as requested/approved. |
| | Fastop | 15,000 | 0 | 15,000 | 0% | 0% | on-going |
| | Fire Alarm | 41,000 | 17,835 | 23,165 | 44% | 44% | on-going |
| | Gates and Fences | 25,000 | 813 | 24,187 | 3% | 3% | on-going |
| | Locks and Riot Gates | 90,000 | 1,090 | 88,910 | 1% | 0% | on-going |
| | Metal Ceilings | 20,000 | 0 | 20,000 | 0% | 0% | on-going |
| | ORCU Gravel Pit | 15,000 | 3,931 | 11,069 | 26% | 26% | on-going |
| | Stainless Steel | 20,000 | 0 | 20,000 | 0% | 0% | on-going |
| | Subtotal | \$ 801,500 | \$ 132,567 | \$ 668,933 | | | |

| | | | | | | | |
|-------------------------------------|---------------------------------|-------------------|-------------------|---------|-----|-----|--|
| Capital Projects FY23 Carry Forward | Dog Kennel/Horse Stable Malvern | 58,000 | 0 | 58,000 | 0% | 60% | Dog Kennel is complete. Barn walls and roof have been installed. Fabricating elements of the stalls and working on detail work under the roof. |
| | Emergency Generator - All Units | 100,000 | 21,688 | | 22% | 20% | on-going |
| | Roof Repair-Benton | | 0 | | | | Need repairs at Delta, Varner, Tucker Max and Tucker, Wrightsville, Pine Bluff, Cummins, NWAWR. |
| | Roof Repair-Central Office | | 0 | | | | |
| | Roof Repair-Central Warehouse | | 0 | | | | |
| | Roof Repairs-Cummins | | 0 | | | | |
| | Construction/Maintenance | | 0 | | | | |
| | Roof Repairs-Delta | | 0 | | | | |
| | Roof Repairs-East Arkansas | | 0 | | | | |
| | Roof Repairs-Max | 910,700 | 104,375 | 785,733 | 14% | 14% | |
| | Roof Repair-Malvern | | 0 | | | | |
| | Roof Repair - NWAWR | | 0 | | | | |
| | Roof Repair - PBU | | 4,495 | | | | |
| | Roof Repair - RLW | | 0 | | | | |
| | Roof Repairs-Tucker | | 0 | | | | |
| | Roof Repairs-Varner | | 0 | | | | |
| | Roof Repairs-Wrightsville | | 16,096 | | | | |
| Subtotal | \$ 1,068,700 | \$ 146,655 | \$ 922,045 | | | | |

| | | | | |
|----------------|---------------------|-------------------|---------------------|-----|
| Architect Fees | 30,000 | 5,578 | 24,423 | 19% |
| Total | \$ 1,900,200 | \$ 284,799 | \$ 1,615,401 | |

Notes: Report has not been reconciled against Accountings Reconciled Reports. Tolerance/Deviation is with in 1% of Projected Spending.