



DIVISION OF CORRECTION BOARD REPORT

October 2023

Dexter Payne
Director



POPULATION REPORT

RESEARCH/PLANNING

September 2023 Admissions and Releases – Admissions for September 2023 totaled **509** (437-males and 72-females) while releases totaled **390** (327-males and 63 females) for a net increase in-house of 119 inmates.

Inmate Population Growth/Projection – At the end of September 2023, the jurisdictional population for the Division of Correction totaled **18,380**, representing an increase of **732** inmates since the first of January 2023. At reporting time, calendar year 2023 has seen an average rate of **81** inmates per month, which is up from an average monthly increase of **52** inmates per month during calendar year 2022.

Average County Jail Backup – The backup in the county jails averaged **2,033** inmates per day during the month of September 2023, which was up from the per-day average of **2,147** inmates during the month of June 2023. Of the **2,033** average, short-term revocations accounted for **324** (297 males and 28 females) during the month.

House Bill 1530/Restrictive Housing (RH) - July 1, 2022 through September 30, 2022 –

- There was a 0.7% decrease in overall RH assignments during the third quarter of 2023 compared to the second quarter of 2023.
- There was a 28.1% increase in the number of major disciplinarys this quarter.
- There was a decrease in those aged 21 or younger, however there was an increase in the number of 55 or older and those with an SMI diagnosis who were held in RH, as compared to the second quarter.
- There were three suicides and 36 suicide attempts this quarter.
- This quarter, there were four deaths of those who were housed in RH this quarter.

INSTITUTIONS

INMATE INSTITUTIONAL GRIEVANCES

Inmate Formal/Informal Grievances: During September, a total of 1,027 formal grievances and 1,461 informal grievances were filed at various units.

Institutional Grievances Appeals: There was a total of 349 appeals of institutional grievances received in September. Of those, 222

were acknowledged and 127 were rejected for various reasons. Of the total, 268 appeals answered, 265 had no merit and three had merit.

FARM DIVISION

September was a great month for harvesting crops and preparing ground for next year. Little to no rain during the month allowed the combines to stay busy. Cummins finished rice, corn and started into soybeans. Tucker finished rice and started soybeans. East Arkansas finished corn and the early season soybeans. All farms have been working ground for next year. The farm managers are devising a plan to deep till as much of the grounds possible as there was a big difference this year in the grounds that were deep tilled last fall. The managers are also running floats across all acres which will help with filling in small areas that hold water and damage crops. Wheat seed has been purchased and is ready for planting to begin mid-October.

Cummins calves have been weaned, wormed and vaccinated this month. These calves will be kept through the winter in hopes to put more weight on them with the cheaper winter forage. The Cummins cow herd is about 72% bred which is up from last year's numbers but not as improved as had hoped. Cummins did pregnancy checks on the cow herd. The program is under evaluation from the nutrition, herd health, pasture grass quality, to the age of the breed herd to improve breeding results.

Eggs and milk production are steady, and the cooler weather is providing assistance. Somatic Cell issues have been under control for the summer.

Fall gardens are having a hard time due to the continued drought. All units have seed and are ready to plant after a substantial rain.

WORK RELEASE RENT REPORT

Unit	September 2023
Benton Unit	\$148,236.00
Mississippi County Work Release	\$101,156.00
Northwest Arkansas Work Release	\$51,106.00
Pine Bluff Work Release	\$43,934.00
Texarkana Regional Corr. Ctr.	\$62,348.00
Wrightsville Hawkins Unit	\$31,420.00
Total	\$438,200.00

REGIONAL MAINTENANCE HOURS

Regional Maintenance Hours	September 2023
Benton Unit	5,288
Delta Regional Unit	3,653
East Arkansas Regional Unit	2,136
Grimes Unit	3,472
McPherson Unit	1,668
Mississippi County Work Release	640
North Central Unit	6,824
Ouachita River Correctional Unit	5,568
Randall L. Williams Unit	3,616
Texarkana Regional Corr. Ctr.	3,960
Tucker Unit	1,808
Vарner Unit	2,816
Wrightsville Unit	2,776
Total Hours	44,225

REENTRY

PROGRAMS - September 2023

Program Name	Beginning Count	Admitted	Removed	Graduated	End Count	Volunteer Hours
Juvenile Program* (RLW)	8	1	0	0*	8	0
Peer Recovery	0	16	2	0	14	0
Release	15	0	8	0	7	3
Veterans Program (Ester)	38	0	0	38	0	3
Veterans Program (EARU)	24	0	0	0	24	0
Lifer	0	0	0	0	0	0
TOTAL	85	17	10	38	53	6

*Juveniles are transferred from the program once they reach the age of 18.

WORKFORCE ALLIANCE FOR GROWTH IN THE ECONOMY (WAGE)

September 2023 Capacity: 120 Unit:	Participants	Status
Delta	0	Not Active
Ester	0	Not Active
Hawkins	2	Active
McPherson	30	Active
North Central	0	Pending Next Class
Ouachita River	15	Active
Tucker	0	Pending Next Class
Wrightsville	2	Active
TOTAL	49	

WRIGHTSVILLE-HAWKINS PATHWAY TO FREEDOM PROGRAM

September 2023 Capacity: 200	Beginning Count	Enrolled During the Month	Removed	End Count*
Wrightsville-Hawkins PTF	197	16	17	196

ADVANCED PRINCIPLES AND APPLICATIONS FOR LIFE PROGRAM (APAL)

September 2023 Capacity: 86	Beginning Count	Admissions During Mo.	Removed*	End Count
Ester	58	5	5	58
Hawkins	19	0	0	19
TOTAL	77	5	5	77

Advanced PAL is an 18-month reentry program that combines a pre-release curriculum with the PAL program.

*The "Removed" column indicates the number of participants who paroled, completed the program, withdrew from the program, transferred, or were removed from the program for another reason.

THINK LEGACY

September 2023 Capacity: 635 Unit	Beginning Count	Admitted	Graduated	Removed*	End Count
Cummins	19	0	0	5	14
Delta Regional	10	0	0	2	8
East Arkansas Regional	24	0	0	3	21
McPherson	30	0	0	0	30
North Central	20	0	0	1	19
Ouachita River	21	0	0	4	17
Tucker	11	0	0	1	10
Total	135	0	0	16	119

THINK LEGACY VOLUNTEER HOURS = 16

*The "Removed" column indicates the total number of participants who paroled, signed out, transferred, or were removed from the program for any other reason and are no longer in the barracks.

COLLEGE REPORT
September 2023

COLLEGE PROGRAM LOCATIONS	Beginning Count	Admissions During Mo.	Removed During Mo.	End Count	Staff Enrolled
Arkansas State University					
Grimes Unit	24	0	0	24	0
McPherson Unit	50	0	0	43	0
Ashland University					
North Central Unit	13	0	0	13	0
Mid-America Seminary College					
Varner Unit	36	0	0	36	0
Philander Smith College					
East Arkansas Regional Unit	62	0	4	58	0
Tucker Unit	32	1	9	24	0
Southeast Arkansas College					
Cummins Unit	40	0	3	37	0
Delta Unit	22	0	2	20	0
Varner Unit	34	0	2	32	0
Shorter College					
Hawkins Unit	22	0	4	18	0
Ouachita River Unit	19	0	1	18	0
Pine Bluff Complex	60	0	5	55	0
Texarkana Regional	9	1	1	9	0
Wrightsville Unit	27	0	4	23	0
TOTAL	450	2	42	410	0

TRAINING

DIVISION OF CORRECTION
TRAINING - September 2023

BASIC TRAINING DIVISION –

BCOT Class 2023-K, led by instructor Captain Norman and Nicholas Reed, graduated on September 13 with a total of 84 cadets.

The *Willis H. Sargent Award* recipient was D. Grimes of the Tucker Unit.

Academic Awards were presented to the following for 2023-K:

- 1st – C. Fidler, McPherson Unit and D. Watson, East AR. Regional Unit
- 2nd – C. Buck, Varner Unit and R. Delph, Wrightsville Unit
- 3rd – K. Boverhof, North Central Unit and S. Sanders, Varner Unit

Recipients of *Physical Fitness Awards* for 2023-K were:

- 1st – D. Mayzes, Ester Unit and D. Grimes, Tucker Unit
- 2nd – D. Gilliam, Varner Unit and G. Petty, Varner Unit
- 3rd – C. Buck, Varner Unit and R. McGlothen, Ester Unit

BCOT Class 2023-L, led by instructor Major Joi Harris and managed by Instructor Christina Caldwell, graduated on September 29 with a total of 49 cadets.

The *Willis H. Sargent Award* recipient was S. Williams and T. James from East Arkansas Regional Unit.

Deans List was awarded to S. Hemmitt of the Training Academy.

Academic Awards were presented to the following:

- 1st – J. Dunham, Maximum Security Unit
- 2nd – J. Acuna, Grimes Unit
- 3rd – C. Robinson, Wrightsville Unit

Recipients of *Physical Fitness Awards* were:

- 1st – S. Hemmitt, Training Academy
- 2nd – M. Silva, North Central Unit
- 3rd – J. Acuna, Grimes Unit

IN-SERVICE DIVISION –

Classes held by the Training Academy during the month included:

- Certified Peace Officer – 09/12-09/13 (16 hours); Instructor: Major Randy Shores and Lt. Randal Watson – 17 participants

During the month of September 2023, the Training Academy held 1 class that totaled 16 hours with a total of 17 participants. In-service training hours for September 2023 total 272 hours.

eCADEMY –

During September, 389 ADC employees completed a total of 5,580.50 hours of eCADEMY training.

HEALTH/CORRECTIONAL PROGRAMS

CHAPLAINCY SERVICES AND COMMUNITY SPEAKING EVENTS

Cummins Unit –

Eleven volunteers with Rock of Ages Ministries visited the facility from Wednesday, September 6 through Friday, September 8 joining the unit chaplains to visit each housing area. Each night the group led a worship gathering hosting 354 inmates in a combined attendance of the three services.

The Christian Motorcycle Association made a two day stop on Friday, September 15 and Saturday, September 16. They led services attended by a total of 292 inmates and also did barracks visitation each night.

Maximum Security Unit –

Chaplain Tommy Bourgeois represented ADC at a Pastors Appreciation event at Park Hill Baptist Church in North Little Rock on Monday, September 11. He spoke about work and volunteer opportunities in the division to about 40 pastors and their wives.

PAL graduation ceremony took place on Tuesday, September 26 for four PAL students.

Tucker Unit –

Chaplaincy provided gift sacks to 830 inmates supplied by the Christmas Behind Bars program on September 28th.

ACCREDITATION

ACA Internal Audits Completed:

- 09/06 Admin East Follow Up Audit
- 09/12 McPherson Pre-Audit
- 09/14 Grimes Pre-Audit
- 09/15 Central Office Follow Up Audit
- 09/20 Maximum Security Pre-Audit

Classes Taught:

- 08/31 BCOT

VOLUNTEER SERVICES - September 2023

Program Name	Hours
Veteran Administration (Ester)	3
Yoga (Varner)	3
Total	6

MENTAL HEALTH SERVICES

Reduction of Sexual Victimization Program (RSVP) and Sex Offender Treatment Programs (SOFT):

September 2023	Capacity	Beginning Count	Completed	Removed	Admissions	End Count
RSVP	238	237	0	16	13	234
SOFT	30	9	0	2	0	7
Total	268	246	0	18	13	241

There are 1,128 males on the waiting list for RSVP and zero females on the waiting list for SOFT who are within five years of their TE date. Of those, eight inmates are mandated by the Parole Board.

The average time on the waiting list from request is between one and two months for those stipulated.

*The total on the waiting list, including those not currently within the identified timeframe, is 1,557 males and zero females. Of these, 1,128 are eligible and 429 are ineligible for the program. There are zero PREA inmate in the program at this time.

*Ineligibility is due to being in restrictive housing, having class IV status, or receiving a major disciplinary within the last 60 days.

Therapeutic Community (TC):

September 2023 Unit	Capacity	Beginning Count	Completed	Removed	Admissions	End Count
Tucker	62	58	12	4	13	55
Wrightsville	50	47	4	3	10	50
Total	112	105	16	7	23	105

Substance Abuse Treatment Program (SATP):

September 2023 Unit	Capacity	Beginning Count	Completed	Removed	Admissions	End Count
Benton	20	18	5	2	6	17
Cummins	45	41	2	5	8	42
Maximum Security	4	3	0	0	0	3
Wrightsville	100	95	8	15	26	98
Total	169	157	15	22	40	160

MENTAL HEALTH SERVICES, *continued*

PILOT PROGRAM – Substance User Rehabilitation Services (SURS):

September 2023 Unit	Capacity	Beginning Count	Completed	Removed	Admissions	End Count
McPherson	150	142	15	12	32	147
Grimes	50	47	7	0	10	50
Randall L. Williams	150	144	20	12	29	141
Total	350	333	42	24	71	338

For TC/SATP/SURS, there are 2,642 males and 385 females on the waiting list who are within five years of their release date. Of those, 67 are mandated by the Parole Board.

The average time on the waiting list from request is 30 days.

*The total on the waiting list, including those not currently within the identified timeframe, is 3,735 males and 474 females. Of these, 3,094 are eligible and 1,115 are ineligible for the program.

*Ineligibility is due to being in restrictive housing, having class IV status, or receiving a major disciplinary within the last 60 days.

Ouachita River Correctional Unit (ORCU) Residential Program Unit (RPU):

The RPU had one admission and five discharges in September for an end-of-month count of 118.

McPherson Unit Mental Health Residential Program Unit (RPU):

There were four admissions and four discharges in September for an end-of-month count of 40.

Habilitation Program:

The Habilitation Program at the Ouachita River Correctional Unit provided treatment services to 43 inmates in September. There were zero admissions and two discharges, which resulted in an end-of-month count of 41.

Anger Management Treatment:

The Anger Management Treatment Program at the Cummins Unit did not provide treatment services to any inmates in September. There were no admissions or discharges, for an end-of-month count of zero.

Suicide:

There were 108 suicidal threats in September. There were eight attempts, none of which resulted in death.

Staffing:

The following Mental Health Services and Substance Abuse Treatment Program (SATP) positions were vacant in August and September 2023:

Positions	FTEs*	August	September
Psychologists	2	1	0
Psychological Examiners	2	0	0
Social Workers	26	5	5
Licensed Professional Counselors	2	0	0
Rehab Director	1	1	1
Rehab Facility Supervisors	3	1	1
Advisors	55	23	25
Substance Abuse Program Coord.	5	1	1
Substance Abuse Program Leaders	40	8	11
Rehab Program Managers	7	7	7

*FTE refers to authorized Full Time Equivalent positions.

Self-Study Classes:

Classes	Number of Participants	Number Completed	Waiting List
Anger Management	126	126	747
Thinking Errors	168	167	785
Substance Abuse Education	123	126	437
Communication Skills	106	99	697
Domestic Violence	20	18	180
Victims of Domestic Violence	55	55	98
Stress Management	137	136	645
Parenting	121	117	193

Outpatient:

There were 2,269 inmates on the mental health medical log at the beginning of September. Mental Health staff conducted the following contacts during the month:

Case Management Contacts	1,790
Requests for Interviews	685
Testing	0
Intakes	261
Unit Requests	1,647
Pre-Lockup Reviews	344
Routine Restrictive Housing Reviews	830
Restrictive Housing Rounds	13,119
PREA Evaluations	67
Routine Follow-up	738
834 Requests	44

ADDITIONAL MENTAL HEALTH AND MEDICAL INFORMATION, *continued*

County Mental Health Requests:

During September, there were 448 requests received of a mental health nature. Of those, zero inmate were fast-tracked to ADC.

County Medical Health Requests:

During September, there were 843 requests received of a medical nature. A total of 18 inmates were fast-tracked to ADC.

Medical Contract Reimbursements:

Sanction reimbursements for ADC in August amounted to \$19,650.00.

Deaths:

There were 10 inmate deaths during the month of September, one of which was in the county jail. Six were claimed, four were cremated and claimed, zero were not claimed and zero are pending.

Wellpath:

See attachment for Wellpath's report regarding outside beds and emergency room visits.

Medical Grievances:

In September, there were 89 appeals of medical grievances received and 112 appeals were answered. Nine were found to be with merit and one with merit but resolved.

SEX OFFENDER ASSESSMENT

Assessments Completed:

Risk Level	September	September 1999 through September 2023
Level 1	4	1,237
Level 2	24	9,478
Level 3	8	7,854
Level 4	0	753
Default 3	0	*
Total	36	19,322

*Default Level 3's are included in the total number of Level 3's to date.

ACIC Numbers:

The total number of sex offenders registered from September 1999 through September 2023:

Compliant	8,870
Delinquent	1,447
Confined	3,654
Out-of-State	4,326
Address Unknown	156
Deported	207
Incapacitated	119
Out of USA	53
Total	18,832

Consistent with current Arkansas law, deceased offenders no longer remain on the registry.

PAWS IN PRISON

September 2023 Unit	Enrolled	Graduated	Foster	Volunteer Hours
Hawkins Unit	6	0	0	0
Maximum Security Unit	8	4	0	0
McPherson Unit	6	5	0	0
North Central Unit	4	3	0	0
Ouachita River Correctional Unit	5	4	1	0
Randall L. Williams Unit	5	2	0	6
Tucker Unit	5	5	1	0
Total	39	23	2	6

Completed Paws in Prison Training:

September 2023 Program Graduates	23
YTD Program Graduates	183
Total Graduates Since Inception (Dec 2011)	2,291
Dogs Currently in Foster (Graduated, but Not Adopted)	2
September 2023 Volunteer Hours	6
YTD Volunteer Hours	76

**AGENCY HIGHLIGHTS
SEPTEMBER 2023**

PROMOTIONS

Some of the security promotions during the month of September included:

Benton Unit

- Sgt. Ned Flores
- Lt. Dalton Rather

Randall L. Williams Unit

- Sgt. Marvin Roberts

Tucker Unit

- Sgt. Jermaine West

Construction

- Cpl. Quentin Wormley

Varnier Unit

- FPS Johanna Lester

Cummins Unit

- Sgt. Brittney Jotner
- Cpl. Lacey Morgan
- Lt. Robert Watson

Wrightville Unit

- Lt. Shelby Houston
- Sgt. Aminica Gardner

McPherson Unit

- Cpl. Mark Howard

Maximum Security Unit

- Sgt. Brandon Bass
- Cpl. Christy Barner

Mississippi County Work Release

- Sgt. Justin Stull

Pine Bluff Unit

- Cpl. Syed Shah

REGIONAL MAINTENANCE PROJECT HIGHLIGHTS SEPTEMBER 2023

Majestic Park Project Clean up - September 11:

Ouachita River Unit Regional Maintenance



Cummins New Property Cattle Fence Replacement - September 20:

Varner Unit Regional Maintenance



Macedonia Historical Cemetery Clean up - September 25:

Wrightsville Complex Regional Maintenance



2023 INFORMAL GRIEVANCE REPORT

Month	BENTON	HAWK/M	HAWK/F	WRTS	EARU & MIX	GRIMES	RLW	MCWR	MCPH	MSU	NCU	PBU	NWA	TU	TRCC	VSMX	VU	CU & CMU	ORCU	Ester	DRU	TOTAL	
JAN	1	8	14	40	138	211	26	2	248	74	43	44	0	57	6	296	38	115	94	23	113	1,591	
FEB	4	2	14	62	123	238	22	1	256	52	56	38	0	60	1	250	37	150	74	35	77	1,552	
MAR	5	4	8	42	153	324	28	0	224	99	64	75	0	84	0	173	44	164	137	47	111	1,786	
APR	7	1	13	61	106	264	12	0	245	77	96	61	0	47	0	194	30	122	131	36	136	1,639	
MAY	6	4	13	46	168	214	21	0	272	138	87	41	0	42	1	151	56	86	112	27	148	1,633	
JUN	6	3	55	70	135	198	15	1	290	95	75	46	0	35	1	161	27	151	85	17	136	1,602	
JUL	0	12	22	33	146	160	11	0	162	71	79	30	0	47	4	142	33	161	103	25	111	1,352	
AUG	1	4	28	66	330	245	15	0	305	77	80	53	0	70	1	150	25	108	148	38	141	1,885	
SEPT	3	10	29	80	156	245	13	0	157	51	97	28	1	61	0	149	32	91	96	19	143	1,461	
OCT																							0
NOV																							0
DEC																							0
TOTAL	33	48	196	500	1,455	2,099	163	4	2,159	734	677	416	1	503	14	1,666	322	1,148	980	267	1,116	14,501	

2023 FORMAL GRIEVANCE REPORT

Month	BENTON	HAWK/M	HAWK/F	WRTS	EARU & MIX	GRIMES	RLW	MCWR	MCPH	MSU	NCU	PBU	NWA	TU	TRCC	VSMX	VU	CU & CMU	ORCU	Ester	DRU	TOTAL	
JAN	1	5	4	39	247	127	8	0	86	79	34	29	0	44	0	38	23	84	77	11	63	999	
FEB	2	6	3	51	212	163	13	0	83	77	37	22	0	38	0	119	19	100	72	15	41	1,073	
MAR	2	4	4	37	246	196	14	0	93	104	48	42	0	58	1	139	32	104	115	21	69	1,329	
APR	4	1	9	40	200	154	10	0	94	92	65	52	0	36	2	146	16	101	92	13	86	1,213	
MAY	3	0	5	31	284	127	8	0	97	91	57	28	0	24	0	114	36	69	93	11	68	1,146	
JUN	3	3	15	29	250	112	6	0	109	86	57	40	0	22	1	120	19	96	69	7	75	1,119	
JUL	0	4	9	22	264	74	4	0	83	44	37	24	0	36	0	116	16	99	74	11	60	977	
AUG	0	4	8	41	204	138	5	0	102	72	46	26	0	53	0	119	12	66	103	22	80	1,101	
SEPT	0	2	7	41	218	138	9	0	79	50	53	11	0	46	1	125	21	55	69	6	96	1,027	
OCT																							0
NOV																							0
DEC																							0
TOTAL	15	29	64	331	2,125	1,229	77	0	826	695	434	274	0	357	5	1,036	194	774	764	117	638	9,984	

Report includes Pine Bluff Reentry (PBR), Pine Bluff Unit (PBU) and Pine Bluff Work Release (PBW).

INMATE INSTITUTIONAL GRIEVANCE APPEAL REPORT – SEPTEMBER 2023

	Acknowledged	Rejected	Processed W/O Merit	Processed W/ Merit
Benton Unit	0	0	0	0
Benton Work Release	0	0	0	0
Cummins Unit	7	7	4	0
Cummins Modular Unit	1	0	0	0
Delta Regional Unit	4	2	4	0
East Arkansas Regional Unit	10	3	13	0
East Arkansas Regional Max Unit	51	26	79	3
Ester Unit	0	0	1	0
Grimes Unit	24	19	16	0
Maximum Security Unit	12	8	17	0
Tucker Re-Entry	0	0	0	0
McPherson Unit	23	5	14	0
McPherson Mental Health Residential Program Unit	0	0	0	0
Mississippi County Work Release Center	0	0	0	0
Northwest Arkansas Work Release Center	0	0	0	0
North Central Unit	16	2	12	0
Ouachita River Correctional Unit	11	10	22	0
ORCU Hospital	0	0	0	0
ORCU New Commitment	0	0	0	0
ORCU Mental Health Residential Program Unit	0	0	2	0
Pine Bluff Unit	3	1	2	0
Pine Bluff Re-Entry	0	0	0	0
Randall L. Williams Correctional Facility	0	2	1	0
Texarkana Regional Correctional Center	0	0	0	0
Tucker Unit	11	7	11	0
Varner Super Max	39	22	61	0
Varner Unit	3	4	0	0
Wrightsville Unit	5	8	5	0
Hawkins Center	0	0	0	0
Hawkins for Males	1	0	0	0
Hawkins SPU	1	1	1	0
Total	222	127	265	3

ADMISSIONS AND RELEASES – SEPTEMBER 2023

Admissions	Male	Female	Total
Asian	2	1	3
Black	160	9	169
Caucasian	246	61	307
Hispanic	25	1	26
Native American Indian	2	0	2
Native Hawaiian or Pacific Island	0	0	0
Other	1	0	1
Unknown	1	0	1
Total	437	72	509

Releases	Male	Female	Total
Asian	0	0	0
Black	102	7	109
Caucasian	211	54	265
Hispanic	11	1	12
Native American Indian	2	1	3
Native Hawaiian or Pacific Island	1	0	1
Other	0	0	0
Unknown	0	0	0
Total	327	63	390

ADC INMATE POPULATION GROWTH 2000-2028 - SEPTEMBER 2023

Mo.	2000	2001	2002	2003	2004	2005	2006	2007	2008	2009	2010	2011	2012	2013	2014	2015	2016	2017	2018	2019	2020	2021	2022	2023
Jan.	11,984	11,908	12,402	13,015	13,105	13,595	13,481	13,839	14,518	14,796	15,334	16,312	15,134	14,815	17,481	18,142	17,785	17,824	18,201	17,958	17,989	16,119	17,154	17,682
Feb.	12,169	12,022	12,529	13,054	13,166	13,783	13,633	14,012	14,603	14,883	15,374	16,209	14,990	15,008	17,438	18,082	17,625	17,608	17,998	17,846	18,181	16,120	17,077	17,814
March	12,006	12,033	12,299	13,108	13,088	13,418	13,534	13,772	14,580	14,843	15,290	16,095	14,964	14,665	17,395	18,233	17,573	17,666	18,089	17,898	17,860	16,085	16,992	18,075
April	12,069	12,167	12,465	13,213	13,323	13,469	13,554	13,851	14,769	14,937	15,570	16,172	15,124	14,850	17,604	18,703	17,815	17,798	18,227	17,977	17,331	16,250	17,059	18,206
May	12,109	12,384	12,558	13,463	13,556	13,528	13,711	14,146	14,880	15,146	15,694	16,062	15,132	15,074	17,593	18,693	17,769	17,652	17,945	17,817	16,694	16,476	17,229	18,267
June	12,005	12,108	12,439	13,418	13,389	13,251	13,430	13,915	14,700	15,025	15,564	15,554	14,832	14,825	17,340	18,813	17,973	17,963	17,972	17,942	16,552	16,560	17,129	18,213
July	12,030	12,190	12,622	13,509	13,528	13,286	13,560	14,082	14,868	15,195	15,807	15,519	14,879	15,379	17,522	18,870	18,130	18,180	18,005	18,002	16,511	16,638	17,109	18,397
August	12,087	12,371	12,815	13,565	13,632	13,419	13,646	14,224	15,100	15,385	15,829	15,240	14,675	16,103	17,549	18,806	17,919	18,051	17,751	18,090	16,367	16,655	17,274	18,375
September	11,983	12,289	12,774	13,341	13,516	13,237	13,652	14,217	14,850	15,285	16,025	15,172	14,724	16,412	17,605	18,549	18,026	18,179	17,865	17,856	16,215	16,698	17,432	18,380
October	12,119	12,348	12,942	13,341	13,584	13,363	13,775	14,349	14,836	15,381	16,311	15,271	14,856	16,993	17,880	18,430	18,127	18,348	17,943	17,947	16,311	16,821	17,480	
November	12,094	12,408	13,162	13,408	13,706	13,587	13,913	14,437	15,025	15,340	16,460	15,205	14,625	17,168	17,848	17,981	17,573	17,973	17,666	18,060	16,165	16,982	17,521	
December	11,856	12,333	12,845	13,106	13,470	13,338	13,728	14,315	14,716	15,199	16,204	15,062	14,654	17,235	17,874	17,707	17,537	18,078	17,799	17,759	16,094	17,023	17,648	
Net Ann. Inc.	29	477	512	261	364	-132	390	587	401	483	1,005	-1,142	-408	2,581	639	-167	-170	541	-279	-40	-1,665	929	625	732
Avg. Mo. Inc.	2	40	43	22	30	-11	33	49	33	40	84	-95	-34	215	53	-14	-14	45	-23	-3	-139	77	52	81

Population is total jurisdictional count at end of each month. Population at end of month December 1999 was 11,827.

Average monthly population increased for past fifteen years 2008 - 2022 is 18

Average monthly population increased for past ten years Jan. 2013 - Dec 2022 is 25

Average monthly population decreased for past five years 2018 - 2022 is -7

Projected at Growth of 18 per Month

Mo.	2008	2009	2010	2011	2012	2013	2014	2015	2016	2017	2018	2019	2020	2021	2022	2023	2024	2025	2026	2027	2028	2029	
	Actual	Actual	Actual	Actual	Actual	Actual	Actual	Actual	Actual	Actual	Actual	Actual	Actual	Actual	Actual	Actual/Proj	Proj.	Proj.	Proj.	Proj.	Proj.	Proj.	
January	14,518	14,796	15,334	16,312	15,134	14,815	17,481	18,142	17,785	17,824	18,201	17,958	17,989	16,119	17,154	17,682	18,452	18,668	18,884	19,100	19,316	19,532	
February	14,603	14,883	15,374	16,209	14,990	15,008	17,438	18,082	17,625	17,608	17,998	17,846	18,181	16,120	17,077	17,814	18,470	18,686	18,902	19,118	19,334	19,550	
March	14,580	14,843	15,290	16,095	14,964	14,665	17,395	18,233	17,573	17,666	18,089	17,898	17,860	16,085	16,992	18,075	18,488	18,704	18,920	19,136	19,352	19,568	
April	14,769	14,937	15,570	16,172	15,124	14,850	17,604	18,703	17,815	17,798	18,227	17,977	17,331	16,250	17,059	18,206	18,506	18,722	18,938	19,154	19,370	19,586	
May	14,880	15,146	15,694	16,062	15,132	15,074	17,593	18,693	17,769	17,652	17,945	17,817	16,694	16,476	17,229	18,267	18,524	18,740	18,956	19,172	19,388	19,604	
June	14,700	15,025	15,564	15,554	14,832	14,825	17,340	18,813	17,973	17,963	17,972	17,942	16,552	16,560	17,129	18,213	18,542	18,758	18,974	19,190	19,406	19,622	
July	14,868	15,195	15,807	15,519	14,879	15,379	17,522	18,870	18,130	18,180	18,005	18,002	16,511	16,638	17,109	18,397	18,560	18,776	18,992	19,208	19,424	19,640	
August	15,100	15,385	15,829	15,240	14,675	16,103	17,549	18,806	17,919	18,051	17,751	18,090	16,367	16,655	17,274	18,375	18,578	18,794	19,010	19,226	19,442	19,658	
September	14,850	15,285	16,025	15,172	14,724	16,412	17,605	18,549	18,026	18,179	17,865	17,856	16,215	16,698	17,432	18,380	18,596	18,812	19,028	19,244	19,460	19,676	
October	14,836	15,381	16,311	15,271	14,856	16,993	17,880	18,430	18,127	18,348	17,943	17,947	16,311	16,821	17,480	18,398	18,614	18,830	19,046	19,262	19,478	19,694	
November	15,025	15,340	16,460	15,205	14,625	17,168	17,848	17,981	17,573	17,973	17,666	18,060	16,165	16,982	17,521	18,416	18,632	18,848	19,064	19,280	19,496	19,712	
December	14,716	15,199	16,204	15,062	14,654	17,235	17,874	17,707	17,537	18,078	17,799	17,759	16,094	17,023	17,648	18,434	18,650	18,866	19,082	19,298	19,514	19,730	
Net Ann. Inc.	401	483	1,005	-1,142	-408	2,581	639	-167	-170	541	-279	-40	-1,665	929	625	786	216	216	216	216	216	216	216
Ave. Mo. Inc.	33	40	84	-95	-34	215	53	-14	-14	45	-23	-3	-139	77	52	66	18	18	18	18	18	18	18

MONTHLY POPULATION AVERAGES - SEPTEMBER 2023

Unit/Center	9/1	9/4	9/5	9/6	9/7	9/8	9/11	9/12	9/13	9/14	9/15	9/18	9/19	9/20	9/21	9/22	9/25	9/26	9/27	9/28	9/29	AVG
Benton	354	353	353	353	349	351	351	350	351	351	355	355	352	352	355	354	353	353	350	355	353	353
Cummins	1,982	1,984	1,984	1,980	1,979	1,979	1,972	1,971	1,984	1,979	1,979	1,978	1,983	1,982	1,980	1,982	1,984	1,983	1,982	1,982	1,990	1,981
Delta	622	622	622	622	623	623	623	621	621	618	616	619	618	623	622	620	621	621	619	618	620	621
E AR Reg	1,638	1,640	1,640	1,640	1,642	1,641	1,643	1,644	1,653	1,651	1,645	1,650	1,650	1,650	1,647	1,648	1,646	1,644	1,641	1,642	1,644	1,645
Ester	579	580	580	584	586	584	582	578	578	571	572	571	567	566	558	556	554	553	564	560	559	571
Grimes	1,091	1,089	1,089	1,084	1,084	1,078	1,082	1,082	1,082	1,080	1,080	1,090	1,090	1,089	1,087	1,087	1,088	1,090	1,092	1,091	1,091	1,086
Max Sec	585	586	586	586	586	586	586	586	586	585	585	584	584	584	584	584	584	585	585	585	585	585
McPherson	1,049	1,046	1,046	1,039	1,049	1,053	1,046	1,051	1,054	1,045	1,046	1,047	1,050	1,051	1,049	1,053	1,049	1,046	1,052	1,053	1,053	1,049
MCWRC	186	186	186	186	186	186	186	186	186	186	183	186	185	184	184	187	186	186	186	186	186	186
N Central	859	854	854	867	868	865	863	863	870	872	874	871	871	871	871	871	871	870	871	870	864	867
NWAWRC	100	100	100	100	98	100	100	99	100	100	100	100	100	100	100	100	100	100	100	100	100	100
Ouachita River	1,861	1,861	1,861	1,862	1,859	1,859	1,858	1,859	1,850	1,867	1,855	1,861	1,846	1,865	1,856	1,864	1,865	1,861	1,854	1,861	1,863	1,859
Randall L Williams	552	548	549	545	545	548	546	547	547	547	548	548	551	551	548	544	545	550	547	547	546	548
Pine Bluff	545	546	545	543	542	544	543	544	541	541	532	537	531	530	533	541	534	532	539	539	536	539
PB Reentry	50	49	49	51	51	51	51	51	51	51	51	51	51	52	52	52	52	54	54	54	53	51
TRCC	130	130	130	130	130	129	129	129	129	129	129	129	129	129	133	133	133	133	133	133	132	131
Tucker	712	734	734	734	748	748	746	744	741	741	740	736	774	795	794	792	806	806	806	805	807	764
Vamer	1,689	1,690	1,690	1,689	1,687	1,685	1,683	1,689	1,691	1,689	1,688	1,686	1,687	1,686	1,686	1,683	1,682	1,694	1,693	1,691	1,691	1,688
Wrightsville	857	851	851	850	849	847	860	860	857	853	854	852	857	857	859	857	854	854	860	851	846	854
WR Hawkins-Females	255	253	253	255	255	255	256	256	256	256	256	256	256	256	256	256	256	256	256	256	256	256
WR Hawkins-Males	197	197	197	197	197	195	198	198	199	200	200	199	198	198	198	197	198	198	196	194	193	197
Total ADC	15,893	15,899	15,899	15,897	15,913	15,907	15,904	15,908	15,927	15,912	15,888	15,906	15,930	15,971	15,952	15,961	15,961	15,969	15,980	15,973	15,968	15,931
ALETA	18	18	18	18	18	18	18	18	18	18	18	18	18	18	18	18	18	18	18	18	18	18
Ar State Police	55	55	55	55	55	56	56	56	56	56	56	56	56	56	56	55	55	55	55	58	58	56
Co Jail / M	1,947	1,935	1,935	1,938	1,930	1,955	1,937	1,934	1,906	1,929	1,961	1,947	1,920	1,913	1,952	1,962	1,934	1,925	1,901	1,891	1,915	1,932
Co Jail / F	115	117	117	116	98	89	93	87	83	90	85	83	80	86	94	95	101	101	91	90	94	95
Total Co Jail BK	2,062	2,052	2,052	2,054	2,028	2,044	2,030	2,021	1,989	1,929	2,046	2,030	2,000	1,999	2,046	2,057	2,035	2,026	1,992	1,981	2,009	2,027
309/M	190	189	189	189	189	188	187	187	185	185	185	185	187	187	187	187	185	184	181	182	183	186
309/F	112	113	113	113	113	113	113	113	113	112	112	115	114	114	115	115	113	115	115	115	115	114
Total Act 309	302	302	302	302	302	301	300	300	298	297	297	300	301	301	302	302	298	299	296	297	298	300
Total Non ADC	2,437	2,427	2,427	2,429	2,403	2,419	2,404	2,395	2,361	2,390	2,417	2,404	2,375	2,374	2,422	2,432	2,406	2,398	2,361	2,354	2,383	2,401
Total	18,330	18,326	18,326	18,326	18,316	18,326	18,308	18,303	18,288	18,302	18,305	18,310	18,305	18,345	18,374	18,393	18,367	18,367	18,341	18,327	18,351	18,332

FISCAL YEAR 2023 COUNTY JAIL BACKUP - SEPTEMBER 2023

DAY		Jul-23		Aug-23		Sep-23
1	*	2,053		2,207		2,062
2	*	2,053		2,206	*	2,062
3		2,073		2,202	*	2,062
4		2,077		2,218		2,052
5		2,077	*	2,218		2,052
6		2,085	*	2,218		2,054
7		2,120		2,163		2,028
8	*	2,120		2,156		2,044
9	*	2,120		2,137	*	2,044
10		2,139		2,132	*	2,044
11		2,103		2,127		2,030
12		2,087	*	2,127		2,021
13		2,103	*	2,127		1,989
14		2,111		2,119		2,019
15	*	2,111		2,116		2,046
16	*	2,111		2,120	*	2,046
17		2,106		2,122	*	2,046
18		2,114		2,147		2,030
19		2,144	*	2,147		2,000
20		2,146	*	2,147		1,999
21		2,153		2,104		2,046
22	*	2,153		2,101		2,057
23	*	2,153		2,111	*	2,057
24		2,146		2,118	*	2,057
25		2,150		2,152		2,035
26		2,182	*	2,152		2,026
27		2,212	*	2,152		1,992
28		2,225		2,155		1,981
29	*	2,225		2,154		2,009
30	*	2,225		2,118	*	2,009
31		2,187		2,099		
Avg Daily Backup		2,131		2,147		2,033

Notes: Totals do not include 309 Contracts in County Jails (maximum of 336)

County Jail Back-up Average for September 2023 - 2,033

County Jail Back-up Fiscal Year Average as of September 30, 2023 - 2,104

Short-Term Revocation Program Average for August 2023 - 324

Short-Term Revocation Program Fiscal Year Average as of September 30, 2023 - 384

STTG UNIT COUNTS – SEPTEMBER 2023

Unit	Beginning Total	Confirmed	Suspected	In	Out	Paroled	Removed	Ending Total	Total Unit Population	Unit % of STTG's
Benton	100	0	0	3	7	4	0	92	354	25.99%
Cummins	665	0	0	67	44	5	0	683	2,001	34.13%
Delta	205	0	0	36	14	0	0	227	621	36.55%
EARU	709	1	0	38	21	13	0	714	1,639	43.56%
Ester	111	0	0	67	19	8	0	151	576	26.22%
Grimes	397	0	0	34	17	17	0	397	1,090	36.42%
Hawkins	40	0	0	1	1	0	0	40	450	8.89%
Max	297	1	0	3	1	4	0	298	584	51.03%
Mcperson	53	1	0	0	0	2	0	52	1,052	4.94%
MCWR	51	0	0	5	7	2	0	51	186	27.42%
NCU	267	2	0	26	15	9	0	271	872	31.08%
NWAWR	22	0	0	2	0	0	0	24	100	24.00%
ORCU	334	0	0	38	25	13	0	334	1,569	21.29%
ORCU Intake	73	118	0	0	110	0	0	81	288	28.13%
Pine Bluff	164	0	0	14	13	7	0	158	593	26.64%
RLW	206	0	0	27	32	3	0	198	531	37.29%
TWR	41	0	0	1	1	0	0	41	133	30.83%
Tucker	219	0	0	31	4	9	0	237	852	27.82%
Varner	733	3	0	57	46	5	0	742	1,693	43.83%
Wrightsville	273	0	0	18	32	4	0	255	844	30.21%
Total	4,960	126	0	468	409	105	0	5,046	16,028	31.48%

ORCU Intake brought in 118 new STTG members into ADC last month.

STTG DISCIPLINARY REPORT – SEPTEMBER 2023

Unit	STTG Incidents	STTG Suspected Incidents	Total Unit Disciplinary	Disciplinary Involving STTG	Percentage
Benton	0	0	13	5	38.46%
Cummins	0	0	369	197	53.39%
Delta	0	0	197	108	54.82%
EARU	0	0	157	90	57.32%
Easter	0	0	25	5	20.00%
Grimes	0	0	171	82	47.95%
Hawkins	0	0	1	0	0.00%
Max	0	0	69	41	59.42%
McPherson	0	0	159	14	8.81%
MCWR	0	0	1	0	0.00%
NCU	2	0	87	33	37.93%
NWAWR	0	0	1	0	0.00%
ORCU	0	0	129	50	38.76%
ORCU Intake	0	0	11	1	9.09%
Pine Bluff	0	0	48	18	37.50%
RLW	0	0	82	42	51.22%
TWR	0	0	1	0	0.00%
Tucker	0	0	45	16	35.56%
Varner	0	0	391	207	52.94%
Wrightsville	0	0	213	82	38.50%
Total	2	0	2,170	991	45.67%

STTG COUNTS BY STTG SET – SEPTEMBER 2023

STTG Set	Benton	Cummins	Delta	EARU	Ester	Grimes	Hawkins	Max	McPherson	MCWR	NCU	NWAWR	ORCU	Intake	PB	RLW	TWR	Tucker	Varner	Wrightsville	Total
Asian	2	1	0	0	2	0	0	0	0	0	0	0	0	0	0	1	0	1	1	0	8
Bloods	18	138	42	147	25	88	4	68	5	6	44	4	45	18	29	37	13	29	163	50	973
Crips	10	80	33	90	22	43	7	44	3	5	28	2	32	7	21	16	2	18	112	31	606
Folk	3	66	10	51	30	36	1	33	2	1	17	8	13	10	7	11	1	13	80	22	415
GD	22	149	56	181	4	89	8	68	11	14	75	0	70	8	35	48	8	60	150	53	1,109
Mexican	2	23	8	18	4	14	1	5	2	4	6	1	17	5	9	8	0	8	24	13	172
Motorcycle	0	2	0	1	0	0	0	2	1	0	2	0	2	0	0	0	0	2	2	1	15
Other	9	11	13	22	1	11	1	7	6	1	10	0	28	3	5	9	1	17	16	11	182
People	1	30	8	29	5	18	2	17	2	1	14	0	10	3	11	8	1	12	14	7	193
Unknown	0	16	5	6	3	2	2	1	3	2	1	0	0	5	1	0	2	1	8	6	64
W/S	13	83	21	49	50	33	8	8	5	11	26	6	74	9	22	30	6	33	78	30	595
AB	0	10	1	8	1	3	0	2	1	0	8	1	3	1	1	2	1	4	18	2	67
AC	0	8	5	16	2	11	0	6	2	1	2	1	4	3	0	4	1	6	12	1	85
NAE	6	35	8	39	2	25	2	19	7	2	14	0	13	4	5	12	2	13	28	10	246
WAR	6	31	17	57	0	24	4	18	2	3	24	1	23	5	12	12	3	20	36	18	316
Total	92	683	227	714	151	397	40	298	52	51	271	24	334	81		198	41	237	742	255	5,046

- Key:
- GD = Gangster Disciples
 - W/S = White Supremacist
 - NAE = New Aryan Empire
 - WAR = White Aryan Resistance
 - AC = Aryan Circle
 - AB = Aryan Brotherhood

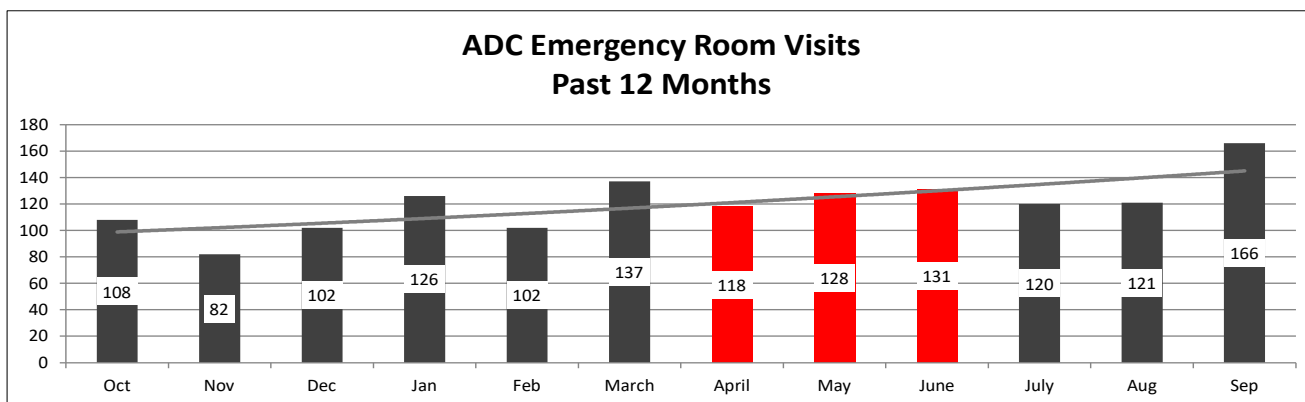
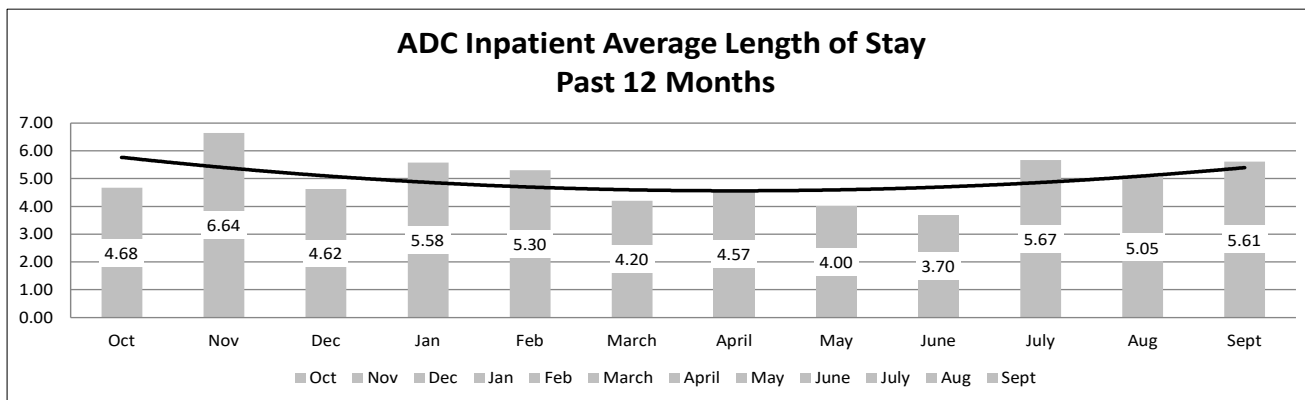
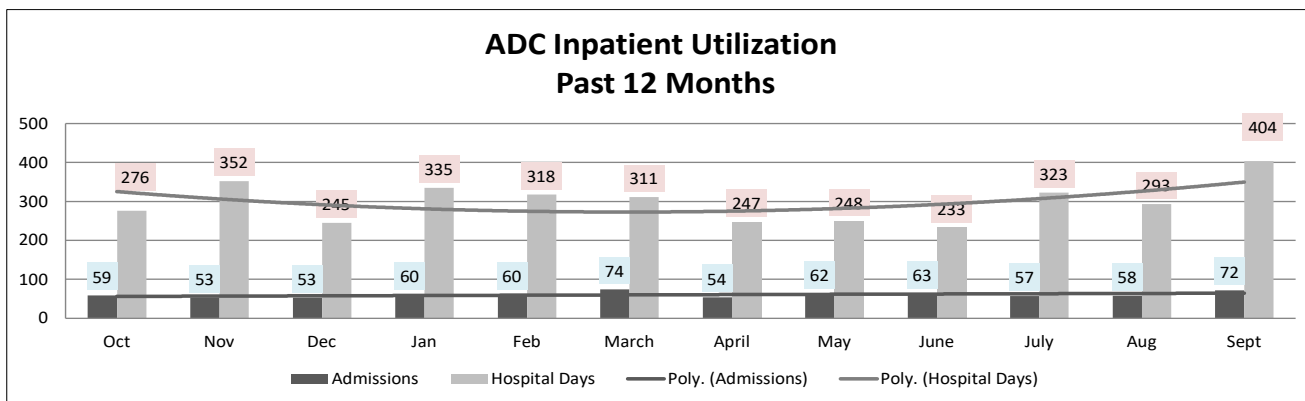
ADC INPATIENT AND EMERGENCY ROOM UTILIZATION

ADC Inpatient Statistics Past 12 Months

	2022			2023									Average
	Oct	Nov	Dec	Jan	Feb	March	April	May	June	July	Aug	Sept	
Admissions	59	53	53	60	60	74	54	62	63	57	58	72	60.4
Hospital Days	276	352	245	335	318	311	247	248	233	323	293	404	298.8
Average Length of Stay	4.68	6.64	4.62	5.58	5.30	4.20	4.57	4.00	3.70	5.67	5.05	5.61	4.94

ADC ER Visits Past 12 Months

	2022			2023									Average
	Oct	Nov	Dec	Jan	Feb	March	April	May	June	July	Aug	Sep	
Emergency Room Visits	108	82	102	126	102	137	118	128	131	120	121	166	120.1



MEDICAL GRIEVANCE BOARD REPORT – SEPTEMBER 2023

Unit	<i>Acknowledged/Received</i>	<i>Rejected</i>	<i>Reviewed & Signed by Dep Director</i>	<i>With Merit</i>	<i>With Merit, but Resolved</i>	<i>% With Merit</i>	<i>Without Merit</i>
Benton	0	0	0	0	0	0.0%	0
CMU	0	0	0	0	0	0.0%	0
Cummins	6	0	9	3	0	33.3%	6
Delta	3	0	5	0	0	0.0%	5
EARU	9	1	10	0	0	0.0%	10
EARU Max	8	0	9	1	0	11.1%	8
Ester	6	0	6	0	0	0.0%	6
Grimes	10	3	8	1	0	12.5%	7
Hawkins	0	0	0	0	0	0.0%	0
McPherson	2	2	6	1	0	16.7%	5
MCWRC	0	0	0	0	0	0.0%	0
MSU	9	0	8	1	0	12.5%	7
North Central	3	2	3	0	0	0.0%	3
NWAWRC	0	0	0	0	0	0.0%	0
Ouachita	8	0	12	0	0	0.0%	12
Pine Bluff	3	0	4	0	1	25.0%	3
Randall L. Williams	0	0	0	0	0	0.0%	0
SNN	0	0	0	0	0	0.0%	0
SNU	1	0	2	0	0	0.0%	0
TRCC	0	0	0	0	0	0.0%	0
Tucker	8	1	10	1	0	10.0%	9
Varner	5	0	8	0	0	0.0%	8
Varner Super Max	7	1	11	1	0	9.1%	10
WRU	1	1	1	0	0	0.0%	1
WHM	0	0	0	0	0	0.0%	0
WWR	0	0	0	0	0	0.0%	0
Total	89	11	112	9	1	8.93%	100

CHAPLAINCY

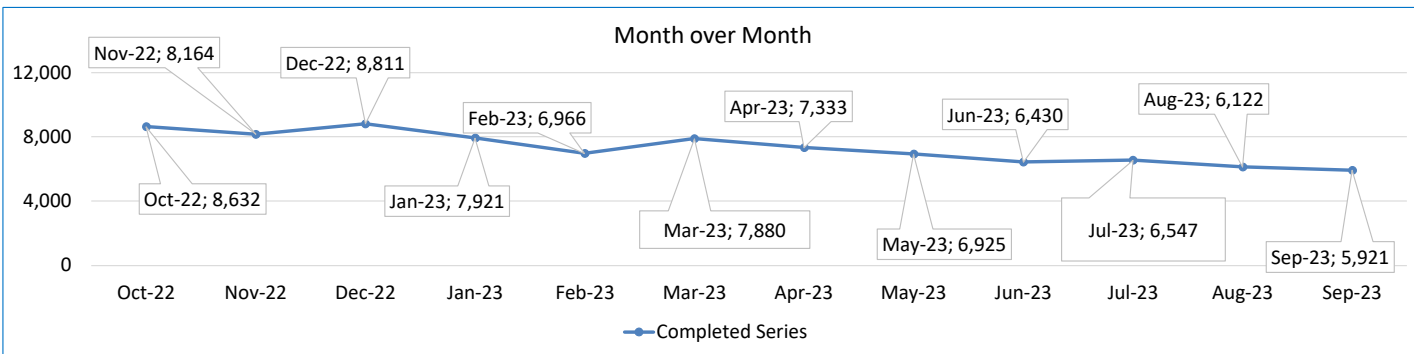
Month: September Year: 2023	CUMMINS	DELTA REGIONAL	EAST ARKANSAS	EAST ARKANSAS MAX	ESTER	GRIMES	HAWKINS	MAXIMUM	MCPHERSON	NORTH CENTRAL	OUACHITA RIVER	PINE BLUFF	RANDALL L. WILLIAMS	TUCKER	VARNER	VARNER MAX	WRIGHTSVILLE	TOTAL
Services Chaplains Oversaw																		
Christian																		
Population	11	8	6	0	4	6	1	3	8	4	3	3	11	2	13	0	1	84
Segregation	0	0	0	0	0	0	0	3	0	0	0	0	0	0	0	0	0	3
Muslim																		
Population	1	4	4	0	4	5	0	5	5	5	5	0	5	1	5	0	0	49
Segregation	0	0	0	0	0	0	0	5	0	0	0	0	0	0	0	0	0	5
141																		
Volunteers in Charge																		
Protestant	44	0	11	0	14	11	8	15	15	6	6	8	4	11	0	0	10	163
Catholic	2	0	0	0	0	0	4	0	2	4	3	1	1	1	0	0	8	26
Muslim	2	0	1	0	0	5	1	2	5	0	0	0	0	1	0	0	1	18
Other	2	0	0	0	1	5	0	3	6	0	2	0	0	0	12	0	0	31
Baptism	11	0	0	0	0	0	1	0	0	0	5	0	0	0	13	0	0	30
Marriages																		
	0	0	0	0	0	0	0	0	1	1	0	0	0	0	0	0	0	2
Distributed by Chaplains																		
Greeting Cards	13	2	0	0	42	14	0	24	0	33	55	52	5	33	30	261	15	579
Bibles, Quran, Torah, Etc.	44	9	39	57	24	13	45	14	43	37	300	10	5	11	17	17	10	695
Study Course	21	1	12	8	65	3	0	11	20	0	33	17	2	12	12	2	0	219
Writing Supplies	0	0	0	0	50	148	50	61	76	0	250	0	0	3	0	0	0	638
Literature	3,700	84	987	865	180	290	150	38	371	798	350	201	15	35	810	42	175	9,091
Chaplain's Visits																		
Barracks	191	15	43	25	22	65	25	24	89	49	44	36	34	90	30	31	11	824
Approximate Hours Spent in Barracks	70	22	5	11	8	14	1	8	20	12	22	3	27	22	8	8	20	281
Inmate Office visits	29	158	19	4	45	23	44	8	10	113	43	75	18	112	58	0	21	780
Other Office visits	6	20	7	7	8	19	9	4	40	10	39	30	7	40	29	0	8	283
Hospital	0	0	0	0	0	0	0	1	0	0	18	0	0	0	0	0	1	20
Infirmery/Sick Call	4	2	4	0	4	2	2	10	8	3	4	0	2	6	1	1	4	57
Restrictive/Punitive Housing	27	4	0	36	4	5	4	5	15	4	10	1	4	5	6	6	3	139
PC - DRU	3																	3
Visitation Days	0	0	0	0	0	0	0	2	0	0	0	0	0	0	0	0	0	2
Volunteer Visits																		
RCV	0	0	0	0	2	12	4	2	4	0	2	17	0	0	0	0	0	43
OCV	60	9	5	3	8	6	9	22	19	59	15	0	13	25	2	0	0	255
Spiritual Advisor	0	0	0	0	0	0	0	0	0	0	1	0	0	0	0	0	0	1
CRA	47	1	27	10	10	19	40	44	73	80	54	12	52	75	41	13	20	618
Religious Volunteer Hours																		
Volunteer Hours	126	15	125	34	60	38	53	130	291	614	163	99	64	225	155	26	40	2,258
Denominational/Volunteer Chaplain Hours	14	2	0	0	60	15	37	31	15	214	28	71	0	35	59	8	34	623
2,881																		
Other Activities of Chaplain																		
Counseled Employees	5	22	8	0	5	0	8	1	1	6	19	0	5	10	27	0	2	119
Orientation Sessions	3	0	0	0	0	0	0	0	0	1	0	0	0	0	0	0	0	4
Free World Devotions	0	0	6	0	2	0	0	0	0	0	4	0	0	3	12	0	0	27
Spoke in Churches	12	4	3	0	2	0	1	1	0	1	5	0	0	4	12	0	2	47
Crisis Intervention Sessions	13	8	1	0	0	0	8	1	0	6	17	12	8	11	2	4	3	94
Marriage Counseling	0	0	1	0	0	0	1	0	1	1	1	0	0	0	0	0	0	5
Denominational Meeting	0	0	0	0	1	0	0	0	0	0	0	0	0	0	0	0	0	1
Chaplain's Meeting	2	1	3	0	1	0	2	0	1	1	2	0	1	1	2	0	1	18
Volunteer Training Session	0	0	0	0	0	0	2	0	0	1	0	0	0	0	0	0	0	3
Chaplain Transfers																		
	0	0	0	0	0	0	0	0	0	0	0	0	0	0	0	0	0	0
Chaplain Promotions																		
	0	0	0	0	0	0	0	0	0	0	0	0	0	0	0	0	0	0
PAL PROGRAM																		
Enrolled at start of month	60	24	54	0	58	48	19	20	56	65	35	0	0	57	45	0	25	566
Enrolled during the month	9	4	1	0	5	5	0	1	7	8	1	0	0	7	9	0	3	60
Removed From PAL Program																		
# Paroled	0	0	1	0	0	0	0	0	2	0	0	0	0	1	0	0	0	4
# Completed	5	1	0	0	0	0	0	4	2	1	2	0	0	4	4	0	4	27
# Withdrew	0	0	0	0	5	0	0	1	0	0	0	0	0	0	0	0	0	6
# Removed	3	0	1	0	0	1	0	0	2	2	0	0	0	2	1	0	0	12
# Transferred	1	3	1	0	0	3	0	0	2	4	1	0	0	0	3	0	0	18
Total Removed from PAL Program	9	4	3	0	5	4	0	5	8	7	3	0	0	7	8	0	4	67
Total Enrolled at the End of the Month	60	24	52	0	58	49	19	16	55	66	33	0	0	57	46	0	24	559
Volunteers In PAL																		
	13	0	10	0	10	13	15	7	15	15	5	0	0	7	2	0	6	118
Special Events:																		
	2	0	0	0	0	0	0	2	0	0	0	0	0	1	0	0	0	5

SECURUS VIDEO VISITATION REPORT SEPTEMBER 2023

AR-DOC SVV Activity Tracker

Total ADP 16,129

Total Visits by Month	Oct-22	Nov-22	Dec-22	Jan-23	Feb-23	Mar-23	Apr-23	May-23	Jun-23	Jul-23	Aug-23	Sep-23
Total (Includes SuperMax)	8,632	8,164	8,811	7,921	6,966	7,880	7,333	6,925	6,430	6,547	6,122	5,921
Target Objective	15,587	15,587	15,587	15,587	15,587	15,587	15,587	15,587	15,587	15,587	15,587	15,587



Completed Visits

Site	Current Month	Previous Month
<i>Benton</i>	116	111
<i>Cummins</i>	564	560
<i>Delta Regional</i>	308	306
<i>East Arkansas Regional</i>	470	529
<i>Ester</i>	350	286
<i>Grimes</i>	473	547
<i>J Aaron Hawkins Sr.</i>	429	424
<i>Tucker Max</i>	305	294
<i>McPherson</i>	287	346
<i>Mississippi County WRC</i>	84	106
<i>North Central</i>	468	487
<i>NW Arkansas WRC</i>	8	15
<i>Ouachita River</i>	613	671
<i>Pine Bluff Complex</i>	180	183
<i>Randall L Williams</i>	98	92
<i>State Police Barracks</i>	57	54
<i>Texarkana Regional</i>	12	22
<i>Tucker Unit</i>	180	170
<i>Varner</i>	705	663
<i>Wrightsville Unit</i>	189	223
<i>Pine Bluff Re-Entry</i>	25	33
<i>Tucker Re-entry</i>	0	0
Total:	5,921	6,122

Missed by Inmate

Site	Current Month	Previous Month
<i>Benton</i>	4	2
<i>Cummins</i>	31	36
<i>Delta Regional</i>	4	4
<i>East Arkansas Regional</i>	13	17
<i>Ester</i>	12	7
<i>Grimes</i>	8	17
<i>J Aaron Hawkins Sr.</i>	4	4
<i>Tucker Max</i>	13	7
<i>McPherson</i>	10	12
<i>Mississippi County WRC</i>	3	5
<i>North Central</i>	5	5
<i>NW Arkansas WRC</i>	0	2
<i>Ouachita River</i>	17	16
<i>Pine Bluff Complex</i>	4	6
<i>Randall L Williams</i>	1	1
<i>State Police Barracks</i>	5	7
<i>Texarkana Regional</i>	2	1
<i>Tucker Unit</i>	1	3
<i>Varner</i>	14	42
<i>Wrightsville Unit</i>	7	2
<i>Pine Bluff Re-Entry</i>	0	2
<i>Tucker Re-entry</i>	0	0
Total:	158	198

**SECURUS TABLET REPORT
SEPTEMBER 2023**

Agency Name	Personal Tablets (All)	\$0	\$5	Community / Inventory	Officer	Total
AR DOC - BENTON UNIT	350	98	252	177	8	535
AR DOC - CUMMINS UNIT	1,296	918	378	685	14	1,995
AR DOC - DELTA REGIONAL UNIT	422	260	162	325	20	767
AR DOC - EAST ARKANSAS REGIONAL UNIT	803	540	263	593	10	1,406
AR DOC - ESTER UNIT	489	322	167	295	20	804
AR DOC - GRIMES UNIT	679	420	259	589	14	1,282
AR DOC - J AARON HAWKINS SR CENTER FOR W	416	244	172	192	19	627
AR DOC - MCPHERSON UNIT	761	495	266	214	21	996
AR DOC - MISSISSIPPI COUNTY WORK RELEASE	187	43	144	162	9	358
AR DOC - NORTH CENTRAL UNIT	604	392	212	244	10	858
AR DOC - NW ARKANSAS WORK RELEASE CENTER	99	32	67	197	8	304
AR DOC - OUACHITA RIVER UNIT	1,195	778	417	731	14	1,940
AR DOC - PINE BLUFF RE-ENTRY CENTER	53	8	45	20	0	73
AR DOC - PINE BLUFF UNIT	452	304	148	211	9	672
AR DOC - RANDALL L WILLIAMS FACILITY	367	227	140	236	15	618
AR DOC - STATE POLICE BARRACKS	58	38	20	13	3	74
AR DOC - TEXARKANA REGION CORRECTION CEN	133	45	88	97	10	240
AR DOC - TUCKER MAXIMUM SECURITY UNIT	233	154	79	351	14	598
AR DOC - TUCKER RE-ENTRY CENTER	0	0	0	45	2	47
AR DOC - TUCKER UNIT	667	492	175	564	11	1,242
AR DOC - VARNER UNIT	811	592	219	652	21	1,484
AR DOC - WRIGHTSVILLE UNIT	638	446	192	485	9	1,132
	10,713	6,848	3,865	7,078	261	18,052

CONSTRUCTION BUDGET / STATUS REPORT - OCTOBER 6, 2023 — [Page 1 of 2]

Fund	Project Description	Approved Budget	Actual Budget Spent	Available Budget	\$ % Complete	Construction % Complete	Notes
700483A	EARU Max Rec Expanded Metal Rec Yard	879,000	856,445	22,555	97%	93%	Construction of the Rec Pens at EARU began on 1/03/2022. We are making great progress with this project. The funds spent on this project is reflective of the engineering fees, material and construction of the panels. 24 pens are complete and delivered to the unit for use. All of the prep work for the remaining 24 pens is complete. Concrete foundation is completed. Erecting panels on-site.
700483A NDC0200	Tucker Max Expanded Metal Rec Yard	8,160,845	1,142,834	7,018,011	14%	13%	Final plans submitted to DBA for approval on pre-cast pens. The funds spent on this project is reflective of engineering fees and the material needed to construct the rec pen panels.
700483A	Cummins Expanded Metal Rec Yard	368,617	72,760	295,857	20%	15%	We are constructing the panels on-site. Funds spent on this project is reflective of engineering fees spent against this portion of the overall project. This project is being finalized with the design team and will be submitted to DBA in the following weeks for review and approval.
KBR4Q95	Bullpens	851,999	388,676	463,323	46%	45%	Varner & EARU complete. Installation underway at Max. Locks delivered. Construction of bullpens are on-going.
KBR4Q95	13 & 15 Barracks Door Revisions	174,000	166,978	7,022	96%	96%	All doors and locks installed in 13 Barracks. 15 barracks has been remeasured for quality assurance and we are fabricating the revisions at this time at Central Maintenance. Reworking 5 doors at a time for renovation. On-going.
7004828	Entegrity Energy Improvements Phase 2 at Tucker and Max	18,603,150	18,422,630	180,520	99%	99%	Lighting, plumbing and water are complete at the Max and Tucker Unit. HVAC is finishing up at the Max. Phase II complete. All that is left to perform is the training for the preventive maintenance.
HCA0100 NDC0200	Entegrity Energy Improvements NCU Water Conservation	2,490,173	924,851	401,854	84%	84%	All of the water project is complete inside the unit. The only remaining item left is the automatic bar screen. They are currently working on that project.
7004820	Lethal Fence Control for Cummins, Varner SuperMax, Tucker Max, & EARU	1,490,000	990,499	499,501	66%	94%	Material and part delays has driven the delay on project. Funds spent on this project is reflective of design fees and payment for equipment to vendor. The EARU lethal fence upgrade element is complete. Cummins, Max and Varner installation has been completed. Some control work to finish up and training.
KBSFW18 KBR4Q95	Max Armory	100,000	69,318	950	99%	98%	Funds spent on this project is reflective of material pre-purchased prior to the start of construction. Building is complete and delivered. The fence material is on-site and will be erected in the next several weeks to close this project out.
7004810	Administrative East Roof Replacement	2,191,441	2,014,962	176,479	92%	100%	Project Scope has been completed. We are awaiting the manufacturer to have their site visit to issue the warranty. We are working with the WD&D and the contractor on liquidatable damages on exceeding days toward completion. Also, we are working with both parties to close out the insurance claims that were experienced during the project.
7004810	Central Warehouse Roof Replacement	385,816	240,200	145,616	62%	100%	
7004810	RLW Roof Replacement	2,722,743	2,364,315	358,427	87%	100%	
865C 7004820 KBR4Q95	NCU Perimeter Security	600,000	20,625	47,239	92%	99%	All equipment for NCU and cameras are operational. Walkthrough at NCU has been completed and vendor is working that punch list.
KBR4N98	Max Re-Entry Generator Project	135,000	16,635	118,365	12%	10%	Plans submitted to DBA. We have received our notice to proceed on this project. Funds spent are reflective of engineering fees and site work at location.
NDC0300	Mississippi County 50 Bed Expansion	2,300,000	98,544	2,201,456	4%	3%	The design firm has completed the final design for review. Documents are at DBA for final review. Fees are reflective of design fees allowed under the state contract.
KBR4Q95	NCU Generator	202,000	177,350	24,650	88%	10%	DBA Approved. Generator has arrived. Funds spent on this project is on-call design fees, generator cost and material needed once we are ready for installation. This project is on hold.
7004811	Tucker Riot Gates	700,000	40,154	659,846	6%	0%	Documents are at DBA under review. Fees are reflective of design fees allowed under the state contract.
7004812	Tucker School Project	3,000,000	15,250	2,984,750	1%	0%	Design and development phase of this project has been completed. The documents for review has been sent over to DBA. Project submittals are under review with the selection committee for the design professional. Design and development phase of project is currently underway.



CONSTRUCTION BUDGET / STATUS REPORT - OCTOBER 6, 2023 — [Page 2 of 2]

Fund	Project Description	Approved Budget	Actual Budget Spent	Available Budget	\$ % Complete	Construction % Complete	Notes
KBSHW18	Tucker Water Treatment	1,093,848	173,830	920,018	16%	12%	The original blueprints has been completed and approved. The detail drawings are complete. Submittals has been presented to DBA for final approval. We are awaiting guidance for notice to proceed utilizing the ARPA funds awarded. The funds spent on this project is reflective of engineering and design fees.

Telephone Projects

Maintenance & Operations	AC All Units	70,000	34,089	35,911	49%	45%	repairing & replacing daily.
	ACA	100,000	8,875	91,125	9%	0%	Working with Central Office/AE, Max, TA, Grimes, McPherson, Cummins & ORCU
	ADA	10,000	0	10,000	0%	0%	on-going
	Additional Metal Fab	15,000	2,383	12,617	16%	15%	on-going
	Boiler Fund	60,500	0	60,500	0%	0%	on-going
	Camera Equipment	320,000	89,084	230,916	28%	28%	cameras as requested/approved.
	Fastop	15,000	0	15,000	0%	0%	on-going
	Fire Alarm	41,000	21,854	19,146	53%	53%	on-going
	Gates and Fences	25,000	8,097	16,903	32%	32%	on-going
	Locks and Riot Gates	90,000	1,436	88,564	2%	2%	on-going
	Metal Ceilings	20,000	0	20,000	0%	0%	on-going
	ORCU Gravel Pit	15,000	3,931	11,069	26%	26%	on-going
	Stainless Steel	20,000	0	20,000	0%	0%	on-going
	Subtotal	\$ 801,500	\$ 169,750	\$ 631,750			

Capital Projects FY23 Carry Forward	Dog Kennel/Horse Stable Malvern	58,000	9850	48,150	17%	60%	Dog Kennel is complete. Barn walls and roof have been installed. Fabricating elements of the stalls and working on detail work under the roof.
	Emergency Generator - All Units	100,000	27,929	72,071	28%	28%	on-going
	Roof Repair-Benton		0				Need repairs at Delta, Varner, Tucker Max and Tucker, Wrightsville, Pine Bluff, Cummins, NVAWR.
	Roof Repair-Central Office		0				
	Roof Repair-Central Warehouse		0				
	Roof Repairs-Cummins		0				
	Construction/Maintenance		0				
	Roof Repairs-Delta		4,039				
	Roof Repairs-East Arkansas		0				
	Roof Repairs-Max	910,700	103,794	782,276	14%	14%	
	Roof Repair-Malvern		0				
	Roof Repair - NVAWR		0				
	Roof Repair - PBU		4,495				
	Roof Repair - RLW		0				
	Roof Repairs-Tucker		0				
	Roof Repairs-Varner		0				
	Roof Repairs-Wrightsville		16,096				
	Subtotal	\$ 1,068,700	\$ 166,204	\$ 902,496			

Architect Fees	30,000	21,229	8,772	71%
Total	\$ 1,900,200	\$ 357,183	\$ 1,543,017	

Notes: Report has not been reconciled against Accountings Reconciled Reports. Tolerance/Deviation is with in 1% of Projected Spending.