



DIVISION OF CORRECTION BOARD REPORT

November 2024

Dexter Payne
Director



POPULATION REPORT RESEARCH/PLANNING

October 2024 Admissions and Releases – Admissions for October 2024 totaled 407 (339-males and 68-females) while releases totaled 407 (340-males and 67 females) for a net increase in-house of 105 inmates.

Inmate Population Growth/Projection – At the end of October 2024, the jurisdictional population for the Division of Correction totaled 19,100, representing an increase of 597 inmates since the first of January 2024. At reporting time, calendar year 2024 has seen an average growth rate of 60 inmates per month, which is down from an average monthly increase of 71 inmates per month during calendar year 2023.

Average County Jail Backup – The backup in the county jails averaged 2,049 inmates per day during the month of October 2024, which was down from the per-day average of 2,064 inmates during the month of September 2024. Of the 2,049 average, short-term revocations accounted for 422 (349 males and 73 females) during the month.

INSTITUTIONS

INMATE INSTITUTIONAL GRIEVANCES

Inmate Formal/Informal Grievances: During October, a total of 1,404 formal grievances and 1,923 informal grievances were filed at various ADC Facilities.

Institutional Grievances Appeals: There was a total of 446 appeals of institutional grievances received in October. Of those, 301 were acknowledged and 145 were rejected for various reasons. Of the total, 282 appeals answered, 281 had no merit and 1 had merit.

Inmate Formal/Informal Grievances: During October, a total of 92 formal grievances and 70 informal grievances were filed at various Residential Centers.

Institutional Grievances Appeals: There was 1 appeal of institutional grievances received in October. Of those, 1 was acknowledged and 1 was rejected for various reasons.

FARM DIVISION

The 2024 harvest is complete at all 3 farms, and currently planting approx. 2500 acres of winter wheat at the Cummins and East Arkansas Regional Units. Fall Gardens are sending produce into the kitchens and planning has already begun for the 2025 Gardens. Beef herds are looking good going into winter with the amount of grass currently in the pastures as well as the grazing wheat that will

be planted at Cummins and Wrightsville Units, this should reduce the amount of hay that will need to be fed. Milk Production is above the averages this time last year. The AI program is working to get more heifers bred and into production in the future, as well as purchasing 10 bred heifers from a dairy farm in Arkansas that is closing to help continue the averages to grow.

Egg production is currently approx. 20,000 per day and should increase significantly around February 2025 when the 50,000 new chicks that were just purchased are able to be moved to the layer house from the pullet house.

REGIONAL MAINTENANCE HOURS

Regional Maintenance Hours	October 2024
Benton Unit	5,062
Delta Regional Unit	4,962
East Arkansas Regional Unit	1,088
Grimes Unit	4,160
McPherson Unit	1,600
Mississippi County Work Release	2,392
North Central Unit	7,816
Ouachita River Correctional Unit	5,912
Randall L. Williams Unit	2,968
Texarkana Regional Corr. Ctr.	3,190
Tucker Unit	4,056
Varner Unit	6,429
Wrightsville Unit	4,234
TOTAL HOURS	53,869

WORK RELEASE RENT REPORT

Unit	October 2024
Benton Unit	\$133,386.00
Mississippi County Work Release	\$104,522.00
Northwest Arkansas Work Release	\$49,962.00
Pine Bluff Work Release	\$41,206.00
Tucker Work Release	\$41,558.00
Texarkana Regional Correctional Center	\$66,220.00
Wrightsville Hawkins Unit	\$0.00
TOTAL	\$436,854.00

REENTRY

PROGRAMS - October 2024

Program Name	Beginning Count	Admitted	Removed	Graduated	End Count	Volunteer Hours
Juvenile Program* (RLW)	12	2	2	0*	12	0
Release (Ester)	15	8	3	0	20	0
Veterans Program (Ester)	11	9	0	0	20	3
AFC - Pathway Home 4	25	13	4	0	21	0
TOTAL	63	32	9	0	73	3

*Juvenciles are transferred from the program once they reach the age of 18.

WORKFORCE ALLIANCE FOR GROWTH IN THE ECONOMY (WAGE)

October 2024 Capacity: 120 Unit:	Participants	Status
Delta	8	Active
Ester	0	Not Active
Hawkins	5	Active
McPherson	0	8 graduated from previous month
North Central	0	Not Active
Ouachita River	8	Active
Tucker	16	Active
Wrightsville	3	Active
TOTAL	40	

WRIGHTSVILLE-HAWKINS PATHWAY TO FREEDOM PROGRAM

October 2024 Capacity: 200	Beginning Count	Enrolled During the Month	Removed	End Count*
Wrightsville-Hawkins PTF	200	12	12	200

ADVANCED PRINCIPLES AND APPLICATIONS FOR LIFE PROGRAM (APAL)

October 2024 Capacity: 86	Beginning Count	Admissions During Mo.	Removed*	End Count
Ester	58	4	8	54
Hawkins	10	6	0	16
TOTAL	68	10	8	70

Advanced PAL is an 18-month reentry program that combines a pre-release curriculum with the PAL program.

*The "Removed" column indicates the number of participants who paroled, completed the program, withdrew from the program, transferred, or were removed from the program for another reason.

THINK LEGACY

October 2024 Capacity: 324 Unit	Beginning Count	Admitted	Graduated	Removed*	End Count
Cummins	0	42	0	4	38
Delta Regional	0	27	0	4	23
East Arkansas Regional	0	14	0	0	14
McPherson	0	48	0	5	43
North Central	0	43	0	2	41
Ouachita River	0	35	0	0	35
Tucker	0	20	0	0	20
TOTAL	0	229	0	15	214

THINK LEGACY VOLUNTEER HOURS = 0

*The "Removed" column indicates the total number of participants who paroled, signed out, transferred, or were removed from the program for any other reason and are no longer in the barracks.

COLLEGE REPORT October 2024

COLLEGE PROGRAM LOCATIONS	Beginning Count	Admissions During Mo.	Removed During Mo.	End Count	Staff Enrolled
Arkansas State University					
Grimes Unit	23	0	1	22	0
McPherson Unit	41	0	2	38	0
Ashland University					
North Central Unit	5	0	0	5	0
Mid-America Seminary College					
Varner Unit	36	0	0	36	0
Philander Smith College					
East Arkansas Regional Unit	43	1	7	37	0
Tucker Unit	27	1	1	27	0
Southeast Arkansas College					
Cummins Unit	39	0	1	38	0
Delta Unit	23	0	0	23	0
Varner Unit	48	0	1	47	0
Shorter College					
Hawkins Unit	20	0	3	17	0
Ouachita River Unit	8	0	1	7	0
Pine Bluff Complex	44	1	4	41	0
Texarkana Regional	2	0	0	2	0
Wrightsville Unit	23	0	3	20	0
TOTAL	382	3	25	360	0

**TREATMENT:
PROGRAM SUMMARY**

A total of 1010 residents have agreed to participate in Medication-Assisted Treatment (MAT) since the program started in November 2018 with a total of 208 discharged with follow up in the community in progress and a total of 177 have completed the program.

Partnerships are in effect with 80 community providers to continue MAT upon release from an ACC center.

In October, there were 37 active participants in the Telehealth program implemented in January 2023.

General Treatment Program Summary

(Non-Drug Court):	Number of Participants
Substance Use Disorder Treatment	3,910
Continuing Care	188
Domestic Violence Prevention	27
Anger Management	105
Tobacco Use Treatment	5

Ongoing Projects

Treatment supervisors reported combined 210 hours of direct clinical supervision with Treatment staff in 30 Community Correction locations.

TRAINING

DIVISION OF CORRECTION

TRAINING - October 2024

BASIC TRAINING DIVISION –

BCOT Class 2024-R, led by instructor Caldwell, graduated on October 18th with a total of 40 cadets.

Willis H. Sargent Award -

Tina Deen- Maximum Security/ Work Release

IN-SERVICE DIVISION –

There were 8 in-service classes held by the Training Academy during the month, with a total of 107.75 training hours.

eCADEMY –

During October, 498 ADC employees completed a total of 6,987.23 hours of eCADEMY training.

ACCREDITATION

ACA Internal Audits Completed:

10/01/24- ECACC,NEACC Visit

10/03/24- CACC Visit

10/08-10/10/24- Varner Re-Accreditation

100% Mandatory, 99.54% Non-Mandatory

10/21/24- Omega Visit

10/23/24- Pine Bluff Complex Pre-Audit

**HEALTH/CORRECTIONAL
PROGRAMS
CHAPLAINCY SERVICES AND
COMMUNITY SPEAKING E**

East Arkansas Regional Unit:

Bellevue Baptist Church gave a presentation to PAL students on how missions work on 10/30/2024.

Warden Todd Ball during this event to the church guests, 49 inmates, 2 CRA volunteers, and 2 chaplains in attendance.

Grimes Unit:

Kairos Ministries held their Kairos Walk #6 on 10/24/2024 – 10/27/2024. The walk saw 17 inmates and 18 volunteers participating.

Hawkins Unit:

The Friendly Chapel Church of North Little Rock fed a fish & chicken boxed dinner to 242 Hawkins female inmates and all Hawkins Staff on 10/18/2024. The Greater Macedonia Missionary Baptist Church of Little Rock visited the unit on 10/28/2024. The group held a fall concert in visitation for 120 inmates from all 4 barracks with each barrack allowed 30 minutes to enjoy the concert.

RLW Unit:

The Malachi Dads Graduation Ceremony was held on 10/10/2024. Superintendent Earl and Deputy Warden Emsweller handed certificates to the 8 graduates.

Tucker Unit:

The Kairos Walk #7 was held on 10/03/2024 – 10/06/2024. There were 36 inmates and 26 volunteers participating in the walk.

Chaplain Pearson attended the Benton Area Gideons camp pastoral appreciation dinner on 10/22/2024 as a guest speaker. After speaking Chaplain Pearson handed out cards for recruitment of volunteers.

Tucker Unit partnered with the IBLP prison ministries on 10/28/2024 – 10/31/2024. The Anger Resolution Seminar saw 57 and to volunteers

VOLUNTEER SERVICES - October 2024

Program Name	Hours
Release (Ester)	0
Veteran (Ester)	3
NTI (NWARC)	20
Yoga (Varner)	0
Total	23

MENTAL HEALTH SERVICES

Reduction of Sexual Victimization Program (RSVP) and Sex Offender Treatment Programs (SOFT):

October 2024	Capacity	Beginning Count	Completed	Removed	Admissions	End Count
RSVP	238	236	0	10	9	235
SOFT	30	8	0	0	0	8
Total	268	244	0	10	9	243

There are 814 males on the waiting list for RSVP and 18 females on the waiting list for SOFT who are within five years of their TE date. Of those, 12 inmates are mandated by the Post Prison Transfer Board.

The average time on the waiting list from request is between one and two months for those stipulated.

*The total on the waiting list, including those not currently within the identified timeframe, is 1,645 males and zero females. Of these, 787 are eligible and 858 are ineligible for the program. There is one PREA inmate in the program at this time.

***Ineligibility is due to being in restrictive housing, having class IV status, or receiving a major disciplinary within the last 60 days.**

Substance User Rehabilitation Services (SURS):

October 2024 Unit	Capacity	Beginning Count	Completed	Removed	Admissions	End Count
Benton	20	20	8	5	10	17
Cummins	45	39	8	7	16	40
Grimes	50	47	10	1	9	45
Maximum Security	4	4	1	0	1	4
McPherson	150	150	22	13	32	147
Randall L. Williams	150	138	21	10	39	146
Tucker	62	58	8	2	11	59
Wrightsville	150	144	19	10	30	145
Total	631	600	97	48	148	603

For SURS, there are 2,846 males and 401 females on the waiting list who are within five years of their release date. Of those, 144 are mandated by the Post Prison Transfer Board. The average time on the waiting list from request is 14 days.

*The total on the waiting list, including those not currently within the identified timeframe, is 4,125 males and 526 females. Of these, 3,391 are eligible and 1,260 are ineligible for the program.

***Ineligibility is due to being in restrictive housing, having class IV status, or receiving a major disciplinary within the last 60 days.**

Ouachita River Correctional Unit (ORCU) Residential Program Unit (RPU):

The RPU had zero admissions and zero discharges in October for an end-of-month count of 118.

McPherson Unit Mental Health Residential Program Unit (RPU):

There were 4 admissions and 4 discharges in October for an end-of-month count of 40.

Habilitation Program:

The Habilitation Program at the Ouachita River Correctional Unit provided treatment services to 43 inmates in October. There were zero admissions and one discharge, which resulted in an end-of-month count of 43.

Suicide:

There were 111 suicidal threats in October. There were 3 attempts, none of which resulted in death.

Staffing:

The following Mental Health Services and Substance User Rehabilitation Services (SURS) positions were vacant in September and October 2024:

Positions	FTEs*	September	October
Mental Health Administrator	0	0	0
Psychologist	1	2	0
Psychological Examiners	0	0	0
Social Workers	3	7	2
Licensed Professional Counselors	1	3	1
Rehab Director	1	1	0
Rehab Facility Supervisors	3	3	1
Advisors	29	29	20
Substance Abuse Program Coord.	4	4	0
Substance Abuse Program Leaders	35	34	2
Administrative Specialist	7	7	4
Rehab Program Managers	8	8	5

*FTE refers to authorized Full Time Equivalent positions.

Self-Study Classes:

Classes	Number of Participants	Number Completed	Waiting List
Anger Management	109	109	801
Thinking Errors	103	103	575
Substance Abuse Education	87	87	452
Communication Skills	103	103	754
Domestic Violence	28	28	135
Victims of Domestic Violence	31	31	164
Stress Management	76	76	800
Parenting	38	38	271

MENTAL HEALTH SERVICES, *continued*

Outpatient:

There were 2,376 inmates on the mental health medical log at the beginning of October. Mental Health staff conducted the following contacts during the month:

Case Management Contacts	1,231
Requests for Interviews	403
Testing	1
Intakes	461
Unit Requests	1,455
Pre-Lockup Reviews	118
Routine Restrictive Housing Reviews	721
Restrictive Housing Rounds	12,036
PREA Evaluations	41
Routine Follow-up	367
834 Requests	75

County Mental Health Requests:

During October, there were 160 requests received of a mental health nature. Of those, 2 inmates were fast-tracked to ADC.

County Medical Health Requests:

During October, there were 844 requests received of a medical nature. A total of 9 inmates were fast-tracked to ADC.

Medical Contract Reimbursements:

Sanction reimbursements for ADC in September amounted to \$14,350.00.

Deaths:

There were 15 inmate deaths during the month of October. 8 were claimed, 7 were cremated and claimed. There were zero not claimed.

Wellpath:

See attachment for Wellpath's report regarding outside beds and emergency room visits.

Medical Grievances:

In October, there were 150 appeals of medical grievances received and 142 appeals were answered. 2 were found to be with merit and 0 with merit but resolved

SEX OFFENDER ASSESSMENT

Assessments Completed:

Risk Level	October	November 1999 through October 2024
Level 1	0	1,248
Level 2	0	9,717
Level 3	0	8,151
Level 4	0	758
Default 3	0	*
Total	0	19,874
*Default Level 3's are included in the total number of Level 3's to date.		

ACIC Numbers:

The total number of sex offenders registered from November 1999 through October 2024:

Compliant	8,342
Delinquent	2,117
Confined	3,947
Out-of-State	4,513
Address Unknown	124
Deported	208
Incapacitated	144
Out of USA	87
Total	19,482

Consistent with current Arkansas law, deceased offenders no longer remain on the registry.

PAWS IN PRISON

October 2024 Unit	Enrolled	Graduated	Foster	Volunteer Hours
Hawkins Unit	3	3	0	0
Maximum Security Unit	6	4	0	0
McPherson Unit	0	0	0	0
North Central Unit	4	3	1	0
Ouachita River Correctional Unit	5	4	1	0
Randall L. Williams Unit	4	4	2	6
Tucker Unit	7	4	1	0
Total	29	22	5	6

Completed Paws in Prison Training:

October 2024 Program Graduates	22
YTD Program Graduates	179
Total Graduates Since Inception (Dec 2011)	2524
Dogs Currently in Foster (Graduated, but Not Adopted)	5
October 2024 Volunteer Hours	6
YTD Volunteer Hours	100

AGENCY HIGHLIGHT

OCTOBER 2024

PROMOTIONS

Some of the security promotions during the month of October included:

Cummins Unit

- Food Prep Maria Tripp

Delta Regional Unit

- Sgt. Myhesia Jones

East Arkansas Regional Unit

- Corporal Malinda Akers
- Corporal Aza A McShan

Maximum Security Unit

- Lt. Telicia C. Mothershed

McPherson Unit

- Sgt. Lasaba M Isabell
- Sgt. Gage L. Garland
- Corporal Emily Newberry

North Central Unit

- Sgt. Austin Powell

Ouachita River Correctional Unit

- Sgt. Hunter Mayhue

Training Academy

- Cpt. Christina Caldwell

Tucker Unit

- Lt. J'Quayla McMillion
- Sgt. Deangelo Ivory

White River Correctional Center

- Sgt. Tracy L. Nutt Jr.

NWAWR COMMISSARY RIBBON CUTTING

A ribbon cutting was held today at the Northwest Arkansas Work Release Center - AR DOC for the centers new commissary!

BCOT 2024-P CUMMINS SATELLITE ACADEMY

Join the #ARDOCFamily in congratulating the recent graduates of the Basic Correctional Officers Training Academy Class 2024-P! This is the now the second BCOT class to graduate from this satellite academy located at the Cummins Unit - AR DOC!



PINE BLUFF COMPLEX- CAREER SERVICE AWARDS

Recently, members of the #ARDOCFamily gathered to honor staff at the Pine Bluff Complex - AR DOC 2024 Career Service Awards.

NWAWR- CAREER SERVICE AWARDS

Recently, members of the #ARDOCFamily and guest gathered to celebrate the staff at the Northwest Arkansas Work Release Center - AR DOC.

EAST ARKANSAS UNIT- CAREER SERVICE AWARDS

Members of the #ARDOCFamily gathered at the "Brickyard" for the 2024 East Arkansas Regional Unit's 2024 Career Service Awards.

OUACHITA RIVER UNIT- CAREER SERVICE AWARDS

Members of the #ARDOCFamily recently gathered to celebrate the team at the Ouachita River Correctional Unit - AR DOC during the unit's 2024 Career Service Awards

GRIMES UNIT- CAREER SERVICE AWARDS

Recently, staff at the Grimes Unit - AR DOC gathered for the unit's 2024 Career Service Awards

MCPHERSON UNIT- CAREER SERVICE AWARDS

Recently, members of #ARDOCFamily were on hand to celebrate the McPherson Unit - AR DOC staff during the unit's 2024 Career Service Awards

TUCKER UNIT- CAREER SERVICE AWARDS

The ADC Awards Season is still in full swing. Recently, members of the #ARDOCFamily gathered to celebrate #TeamTucker at the Tucker Unit - AR DOC 2024 Career Service Awards.

BENTON UNIT- CAREER SERVICE AWARDS

Recently, members of the #ARDOCFamily honored staff from the Benton Unit during the unit's 2024 Career Service Awards.

LARRY B. NORRIS UNIT- ENGLAND HOMECOMING PARADE

Recently, the "MaxPac" from the Maximum Security Unit - AR DOC and "Team Tucker" from the Tucker Unit - AR DOC had the privilege to participate in the 2024 England High School Homecoming Parade!

VARNER UNIT- ACA REACCREDITATION AUDIT

Please join the #ARDOCFamily in congratulating Superintendent James "Hoot" Gibson and the outstanding staff at the Varner Unit on their American Correctional Association (ACA) Reaccreditation Audit. Below are the scores on their audit:

Mandatory Standards/Best Practices 100%

Non Mandatory Standards/Best Practice 99.54%

The auditors bragged on the manicured grounds before they even walked in to the building. This set the tone for the audit. The auditors said the unit looked great, and the files were exceptionally well put together. Staff are following best practices and policies!!



CUMMINS/VARNER UNIT - LINCOLN COUNTY FAIR

The crews from the Varner/Varner Supermax - AR DOC and Cummins Unit - AR DOC had the privilege in participating in the Lincoln County Fair Parade. They even got a photo op with County Fair Royalty

2024 ADC FARRIER SCHOOL

The 2024 ADC Farrier School was a huge success. ADC staff and class 1A inmates from various ADC units learned how to trim, balance and fit the proper shoe to the equine hoof from local pros. They were also taught how to diagnose hoof problems and when to refer a horse to the vet. Once released, a number of inmates who have graduated from this school have gone on to have successful careers as farriers statewide

BCOT 2024-Q TRAINING ACADEMY

Join us in congratulating the recent graduates of the Basic Correctional Officer Training Academy Class 2024-Q!



CACCC- JELLY ROLL SPEAKS

We would like to thank Jimmy McGill for coming to speak to the residents at the Central Arkansas Community Correction Center - AR DOC, and a huge thank you goes out to Jelly Roll for not only speaking to the residents but performing for the crowd before his show tonight at Simmons Bank Arena. Also in attendance were Sarah Huckabee Sanders, the First Gentleman, members of the Governor's staff, and members of the DOC management team.

BCOT 2024-R TRAINING ACADEMY

#Congratulations to the recent graduates of the Basic Correctional Officer Training Academy Class 2024-R!

CUMMINS/TUCKER/NORRIS UNITS - UAPB PARADE

Recently, members of the #ARDOCFamily had the opportunity to participate in the University of Arkansas at Pine Bluff's Homecoming festivities



VARNER SEMINARY- RIBBON CUTTING

The dedication and ceremonial ribbon cutting of the College at Mid-America Varner Campus was held today at the Varner/Varner Supermax. The 5,000 sq. ft. school building can accommodate 100 students and will serve as the new home of the Seminary School along with being used for other classes and functions. The Colossians 418 Prison Ministries organization has worked tirelessly to see this vision become a reality



REGIONAL MAINTENANCE PROJECT HIGHLIGHTS OCTOBER 2024

Clean up at Mt. olive Cemetery:
Delta Regional Unit Regional Maintenance



Festival Set up in Sheridan for Timberfest:
Pine Bluff Regional Maintenance



Cleaning up Jefferson County Fairgrounds
Pine Bluff Regional Maintenance



RESIDENTIAL CENTERS STATISTICS AT A GLANCE - OCTOBER 2024

Resident Admissions:

CAC: 21
 ECAC: 94
 NEAC: 46
 OMEGA: 67
 SWAC: 96

Resident Releases:

CAC: 27
 ECAC: 74
 NEAC: 40
 OMEGA: 63
 SWAC: 122

Affordable Healthcare**Enrollment:**

CAC: 27
 ECAC: 90
 NEAC: 23
 OMEGA: 42
 SWAC: 123

Wage Class Enrollment:

CAC: 9
 ECAC: 0
 OMEGA: 0
 SWAC: 0

Shorter College Enrollment:

CAC: 29
 ECAC: 0
 NEAC: 22
 SWAC: 42

Henderson State University**Enrollment:**

OMEGA: 28
 SWAC: 154

Successful Completions:

CAC: 27
 ECAC: 55
 NEAC: 29
 OMEGA: 63
 SWAC: 72

Exodus Enrollment:

CAC: 46
 ECAC: 0

Good Grid Enrollment

CAC: 82
 ECAC: 30
 NEAC: 55
 OMEGA: 32
 SWAC: 44

Photo IDs Issued:

CAC: 15
 ECAC: 16
 NEAC: 5
 OMEGA: 24
 SWAC: 28

Drivers Licenses Obtained:

CAC: 12
 ECAC: 4
 NEAC: 8
 OMEGA: 8
 SWAC: 4

Brith Certificates:

ECAC: 0
 NEAC: 2
 SWAC: 0

MAT Participants:

CAC: 6
 ECAC: 20
 SWAC: 4

MAT Discharged:

CAC: 2
 ECAC: 3
 SWAC: 2

Reformers Anonymous:

SWAC: 68

Life Recovery:

OMEGA: 21
 SWAC: 56

Victim Impact Panel:

CAC: 3
 NEAC: 0
 SWAC: 15

Accuplacer Testing:

NEAC: 19
 SWAC: 0

Number of Volunteers:

CAC: 59
 ECAC: 132
 NEAC: 40
 OMEGA: 19
 SWAC: 119

Number of Volunteer Hours:

CAC: 375
 ECAC: 478
 NEAC: 172
 OMEGA: 56.3
 SWAC: 707

GED Enrollment:

CAC: 46
 ECAC: 39
 NEAC: 24
 OMEGA: 12
 SWAC: 60

GED Completed:

CAC: 0
 ECAC: 1
 NEAC: 2
 OMEGA: 1
 SWAC: 5

AA/NA Attendance:

CAC: 138
 ECAC: 430
 NEAC: 40
 OMEGA: 91
 SWAC: 34

Celebrate Recovery**Attendance:**

CAC: 89
 NEAC: 40
 SWAC: 88

Social Security Cards:

CAC: 6
 ECAC: 10
 NEAC: 9
 SWAC: 59

ServSafe:

CAC: 12
 NEAC: 0

I.C.E.V.:

ECAC: 10
 SWAC: 16

2024 INFORMAL GRIEVANCE REPORT

Month	BENTON	CACCC	CU & CMU	DRU	EACCC	EARU & MX	Ester	GRIMES	HAWK/M	HAWK/F	MCWR	MCPH	MSU	NEACCC	NCU	NWA	OMGEA	ORCU	PBU	RLW	SWACCC	TU	TRCC	VSMX	VU	WRCC	WRTS	TOTAL
JAN	1		92	147		211	28	211	10	13	0	296	73	12	68	2		116	27	14		53	0	136	41		60	1,611
FEB	2		174	106		195	25	260	5	15	0	274	84	8	42	0		118	16	20		76	1	170	35		73	1,699
MAR	0		212	83		171	26	266	11	7	0	231	49	19	62	0		109	25	12		63	1	139	43		52	1,581
APR	2		172	75		211	31	218	11	24	0	155	39	6	71	0		89	22	15		68	0	170	36		61	1,476
MAY	0		183	102		222	37	202	9	25	0	238	47	26	98	0		105	34	22		76	0	160	36		94	1,716
JUN	0		154	73		439	20	204	7	11	1	229	129	8	69	2		85	13	24		43	1	154	49		66	1,781
JUL	0		151	82		789	17	205	5	22	2	184	125	6	63	1		102	26	24		43	0	154	38		84	2,123
AUG	1		163	103		597	34	251	4	23	1	180	43	9	93	0		63	54	16		97	0	170	43		103	2,048
SEPT	1		173	105		505	34	198	13	12	0	99	93	5	72	0		104	41	28		97	1	116	34		84	1,815
OCT	0	0	166	113	0	498	30	188	9	30	0	161	96	17	109	0	53	67	35	54	0	95	0	140	30	0	102	1,993
NOV																												0
DEC																												0
TOTAL	7	0	1,640	989	0	3,838	282	2,203	84	182	4	2,047	778	116	747	5	53	958	293	229	0	711	4	1,509	385	0	779	17,843

2024 FORMAL GRIEVANCE REPORT

Month	BENTON	CACCC	CU & CMU	DRU	EACCC	EARU & MX	Ester	GRIMES	HAWK/M	HAWK/F	MCWR	MCPH	MSU	NEACCC	NCU	NWA	OMGEA	ORCU	PBU	RLW	SWACCC	TU	TRCC	VSMX	VU	WRCC	WRTS	TOTAL
JAN	0		65	75		302	14	115	4	3	0	135	79	0	56	0		89	24	10		20	0	100	22		26	1,139
FEB	0		109	50		278	6	126	0	8	2	136	118	0	37	0		81	15	14		41	0	130	22		32	1,205
MAR	2		155	56		288	8	157	4	3	0	108	85	3	56	0		67	11	10		28	1	100	22		41	1,205
APR	0		116	41		357	11	121	5	12	1	93	81	3	41	0		52	17	10		33	0	146	18		22	1,180
MAY	0		129	52		341	18	98	2	10	0	100	49	0	75	0		49	21	20		28	0	144	22		63	1,221
JUN	0		135	49		381	13	119	4	10	2	81	93	1	48	0		54	7	12		28	1	121	27		31	1,217
JUL	0		120	36		622	9	110	5	8	2	94	110	0	41	1		55	10	14		28	0	117	9		46	1,437
AUG	1		117	56		546	21	153	2	12	1	78	112	0	62	1		43	24	8		75	0	131	19		48	1,510
SEPT	0		135	59		417	21	111	6	6	4	62	94	0	54	0		74	23	18		69	1	89	14		36	1,293
OCT	0	0	134	69	0	498	20	102	7	18	0	86	89	0	69	0	92	38	14	27	0	61	0	103	14	0	55	1,496
NOV																												0
DEC																												0
TOTAL	3	0	1,215	543	0	4,030	141	1,212	39	90	12	973	910	7	539	2	92	602	166	143	0	411	3	1,181	189	0	400	12,903

Report includes Pine Bluff Reentry (PBR), Pine Bluff Unit (PBU) and Pine Bluff Work Release (PBW).

INMATE INSTITUTIONAL GRIEVANCE APPEAL REPORT – OCTOBER 2024

	Acknowledged	Rejected	Processed W/O Merit	Processed W/ Merit
Benton Unit	0	0	0	0
Benton Work Release	0	0	0	0
CACCC	0	0	0	0
Cummins Unit	12	30	30	0
Cummins Modular Unit	0	0	1	0
Delta Regional Unit	7	5	8	0
EACCC	0	0	0	0
East Arkansas Regional Unit	31	4	22	0
East Arkansas Regional Max Unit	112	29	63	0
Ester Unit	3	3	2	0
Grimes Unit	32	14	47	0
Maximum Security Unit	23	8	21	1
Tucker Work Release	0	0	0	0
McPherson Unit	3	4	17	0
McPherson Mental Health Residential Program Unit	0	4	0	0
Mississippi County Work Release Center	1	0	1	0
NEACCC	0	0	0	0
Northwest Arkansas Work Release Center	0	0	0	0
North Central Unit	14	0	7	0
OMEGA	1	1	0	0
Ouachita River Correctional Unit	5	6	4	0
ORCU Hospital	0	0	0	0
ORCU New Commitment	0	0	0	0
ORCU Mental Health Residential Program Unit	0	0	0	0
Pine Bluff Unit	3	3	2	0
Pine Bluff Re-Entry	0	0	0	0
Randall L. Williams Correctional Facility	0	2	2	0
SWACCC	0	0	0	0
Texarkana Regional Correctional Center	0	0	0	0
Tucker Unit	13	4	10	0
Varner Super Max	35	16	31	0
Varner Unit	0	6	7	0
WRCCC	0	0	0	0
Wrightsville Unit	7	6	5	0
Hawkins Center	0	1	1	0
Hawkins for Males	0	0	0	0
Hawkins SPU	0	0	0	0
Total	301	146	281	1

ADMISSIONS AND RELEASES - October 2024

<u>Admissions</u>	<u>Male</u>	<u>Female</u>	<u>Total</u>
Asian	1	0	1
Black	139	11	150
Caucasian	190	55	245
Hispanic	5	1	6
Native American Indian	0	0	0
Native Hawaiian or Pacific Island	0	1	1
Other	2	0	2
Unknown	2	0	2
Total	339	68	407

<u>Releases</u>	<u>Male</u>	<u>Female</u>	<u>Total</u>
Asian	0	1	1
Black	126	13	139
Caucasian	199	53	252
Hispanic	12	0	12
Native American Indian	1	0	1
Native Hawaiian or Pacific Island	1	0	1
Other	1	0	1
Unknown	0	0	0
Total	340	67	407

ADC INMATE POPULATION GROWTH 2000-2029 - OCTOBER 2024

Mo.	2000	2001	2002	2003	2004	2005	2006	2007	2008	2009	2010	2011	2012	2013	2014	2015	2016	2017	2018	2019	2020	2021	2022	2023	2024
Jan.	11,984	11,908	12,402	13,015	13,105	13,595	13,481	13,839	14,518	14,796	15,334	16,312	15,134	14,815	17,481	18,142	17,785	17,824	18,201	17,958	17,989	16,119	17,154	17,682	18,522
Feb.	12,169	12,022	12,529	13,054	13,166	13,783	13,633	14,012	14,603	14,883	15,374	16,209	14,990	15,008	17,438	18,082	17,625	17,608	17,998	17,846	18,181	16,120	17,077	17,814	18,612
March	12,006	12,033	12,299	13,108	13,088	13,418	13,534	13,772	14,580	14,843	15,290	16,095	14,964	14,665	17,395	18,233	17,573	17,666	18,089	17,898	17,860	16,085	16,992	18,075	18,820
April	12,069	12,167	12,465	13,213	13,323	13,469	13,554	13,851	14,769	14,937	15,570	16,172	15,124	14,850	17,604	18,703	17,815	17,798	18,227	17,977	17,331	16,250	17,059	18,206	18,889
May	12,109	12,384	12,558	13,463	13,556	13,528	13,711	14,146	14,880	15,146	15,694	16,062	15,132	15,074	17,593	18,693	17,769	17,652	17,945	17,817	16,694	16,476	17,229	18,267	18,863
June	12,005	12,108	12,439	13,418	13,389	13,251	13,430	13,915	14,700	15,025	15,564	15,554	14,832	14,825	17,340	18,813	17,973	17,963	17,972	17,942	16,552	16,560	17,129	18,213	18,957
July	12,030	12,190	12,622	13,509	13,528	13,286	13,560	14,082	14,868	15,195	15,807	15,519	14,879	15,379	17,522	18,870	18,130	18,180	18,005	18,002	16,511	16,638	17,109	18,397	18,955
August	12,087	12,371	12,815	13,565	13,632	13,419	13,646	14,224	15,100	15,385	15,829	15,240	14,675	16,103	17,549	18,806	17,919	18,051	17,751	18,090	16,367	16,655	17,274	18,375	19,038
September	11,983	12,289	12,774	13,341	13,516	13,237	13,652	14,217	14,850	15,285	16,025	15,172	14,724	16,412	17,605	18,549	18,026	18,179	17,865	17,856	16,215	16,698	17,432	18,380	19,043
October	12,119	12,348	12,942	13,341	13,584	13,363	13,775	14,349	14,836	15,381	16,311	15,271	14,856	16,993	17,880	18,430	18,127	18,348	17,943	17,947	16,311	16,821	17,480	18,557	19,100
November	12,094	12,408	13,162	13,408	13,706	13,587	13,913	14,437	15,025	15,340	16,460	15,205	14,625	17,168	17,848	17,981	17,573	17,973	17,666	18,060	16,165	16,982	17,521	18,500	
December	11,856	12,333	12,845	13,106	13,470	13,338	13,728	14,315	14,716	15,199	16,204	15,062	14,654	17,235	17,874	17,707	17,537	18,078	17,799	17,759	16,094	17,023	17,648	18,503	
Net Ann. Inc.	29	477	512	261	364	-132	390	587	401	483	1,005	-1,142	-408	2,581	639	-167	-170	541	-279	-40	-1,665	929	625	855	597
Avg. Mo. Inc.	2	40	43	22	30	-11	33	49	33	40	84	-95	-34	215	53	-14	-14	45	-23	-3	-139	77	52	71	60

Population is total jurisdictional count at end of each month. Population at end of month December 1999 was 11,827.

Average monthly population increased for past fifteen years 2009 - 2023 is 21

Average monthly population increased for past ten years Jan. 2014 - Dec 2023 is 11

Average monthly population decreased for past five years 2019 - 2023 is 12

Projected at Growth of 21 per Month

Mo.	2008	2009	2010	2011	2012	2013	2014	2015	2016	2017	2018	2019	2020	2021	2022	2023	2024	2025	2026	2027	2028	2029
	Actual	Actual	Actual	Actual	Actual	Actual	Actual	Actual	Actual	Actual	Actual	Actual	Actual	Actual	Actual	Actual	Actual/Proj	Proj.	Proj.	Proj.	Proj.	Proj.
January	14,518	14,796	15,334	16,312	15,134	14,815	17,481	18,142	17,785	17,824	18,201	17,958	17,989	16,119	17,154	17,682	18,522	19,163	19,415	19,667	19,919	20,171
February	14,603	14,883	15,374	16,209	14,990	15,008	17,438	18,082	17,625	17,608	17,998	17,846	18,181	16,120	17,077	17,814	18,612	19,184	19,436	19,688	19,940	20,192
March	14,580	14,843	15,290	16,095	14,964	14,665	17,395	18,233	17,573	17,666	18,089	17,898	17,860	16,085	16,992	18,075	18,820	19,205	19,457	19,709	19,961	20,213
April	14,769	14,937	15,570	16,172	15,124	14,850	17,604	18,703	17,815	17,798	18,227	17,977	17,331	16,250	17,059	18,206	18,889	19,226	19,478	19,730	19,982	20,234
May	14,880	15,146	15,694	16,062	15,132	15,074	17,593	18,693	17,769	17,652	17,945	17,817	16,694	16,476	17,229	18,267	18,863	19,247	19,499	19,751	20,003	20,255
June	14,700	15,025	15,564	15,554	14,832	14,825	17,340	18,813	17,973	17,963	17,972	17,942	16,552	16,560	17,129	18,213	18,957	19,268	19,520	19,772	20,024	20,276
July	14,868	15,195	15,807	15,519	14,879	15,379	17,522	18,870	18,130	18,180	18,005	18,002	16,511	16,638	17,109	18,397	18,955	19,289	19,541	19,793	20,045	20,297
August	15,100	15,385	15,829	15,240	14,675	16,103	17,549	18,806	17,919	18,051	17,751	18,090	16,367	16,655	17,274	18,375	19,038	19,310	19,562	19,814	20,066	20,318
September	14,850	15,285	16,025	15,172	14,724	16,412	17,605	18,549	18,026	18,179	17,865	17,856	16,215	16,698	17,432	18,380	19,043	19,331	19,583	19,835	20,087	20,339
October	14,836	15,381	16,311	15,271	14,856	16,993	17,880	18,430	18,127	18,348	17,943	17,947	16,311	16,821	17,480	18,557	19,100	19,352	19,604	19,856	20,108	20,360
November	15,025	15,340	16,460	15,205	14,625	17,168	17,848	17,981	17,573	17,973	17,666	18,060	16,165	16,982	17,521	18,500	19,121	19,373	19,625	19,877	20,129	20,381
December	14,716	15,199	16,204	15,062	14,654	17,235	17,874	17,707	17,537	18,078	17,799	17,759	16,094	17,023	17,648	18,503	19,142	19,394	19,646	19,898	20,150	20,402
Net Ann. Inc.	401	483	1,005	-1,142	-408	2,581	639	-167	-170	541	-279	-40	-1,665	929	625	855	639	252	252	252	252	252
Ave. Mo. Inc.	33	40	84	-95	-34	215	53	-14	-14	45	-23	-3	-139	77	52	71	53	21	21	21	21	21

CENTER POPULATIONS - OCTOBER 2024

ARDOC
REPORT NO. IPTR500 - 18

ARKANSAS DEPARTMENT OF CORRECTION
ACC OPTION
STATEWIDE POPULATION REPORT

PAGE: 1 of 1
PROCESSED: 10/31/2024 12:30 AM
REQUESTOR: eOMIS

FOR: 10/31/2024

Location:	In Count	Out To:				Total	Capacity	% Capacity
		ORCU Hosp	Other Hosp	Furlough	Court			
Central AR CCC - Males/Males	158	0	0	0	0	158	150	
Central AR CCC - Males Total	158	0	0	0	0	158	150	105.3%
East Central AR CCC/Females	376	0	0	0	0	376	362	
East Central AR CCC-Females Drug Treatment/Females	17	0	0	0	1	18	0	
East Central AR CCC Supervision Sanction-Female/90 Day PV in CCC Females	1	0	0	0	0	1	0	
East Central AR CCC Supervision Sanction-Female/Females	58	0	0	0	1	59	88	
East Central AR CCC Total	452	0	0	0	2	454	450	100.9%
NE AR CCC - Drug Treatment/Males	11	0	0	0	0	11	25	
NE AR CCC/Males	228	0	1	0	0	229	215	
NE AR CCC Total	239	0	1	0	0	240	240	100.0%
Omega Supervision Sanction Center/90 Day PV in CCC Males	228	0	0	0	0	228	0	
Omega Supervision Sanction Center/Males	123	0	0	0	9	132	300	
Omega Supervision Sanction Center Total	351	0	0	0	9	360	300	120.0%
SW AR CCC/Males	423	0	0	0	4	427	440	
SW AR Supervision Sanction Center/ Sanction Males*	90	0	0	0	0	90	0	
SW AR Supervision Sanction Center/Males	1	0	0	0	0	1	100	
SW AR CCC Total	514	0	0	0	4	518	540	95.9%
In Transit Count:	0							
TOTALS - UNIT COUNT	1,714	0	1	0	15	1,730		
					Male	1,276	1,230	103.7%
					Female	454	450	100.9%
					Total	1,730	1,680	103.0%
County Jail Backup SSP/Females Total	8	0	0	0	0	8		
County Jail Backup SSP/Males Total	30	0	0	0	0	30		
County Jail Backup/Females Total	44	0	0	0	0	44		
County Jail Backup/Males Total	51	0	0	0	0	51		
TOTAL - NONAGENCY	133	0	0	0	0	133		
					Male	81		
					Female	52		
					Total	133		
Re-Entry Act 146 Total	157	0	0	0	0	157	208	75.5%
GRAND TOTAL	2,004	0	1	0	15	2,020		

FISCAL YEAR 2024 COUNTY JAIL BACKUP - OCTOBER 2024

DAY		Jul-24		Aug-24		Sep-24		Oct-24
1		2,058		2,112	*	2,139		2,000
2		2,085		2,120		2,077		2,016
3		2,085	*	2,120		2,077		2,027
4		2,111	*	2,120		2,077		2,031
5		2,111		2,107		2,105	*	2,031
6	*	2,111		2,090		2,100	*	2,031
7	*	2,111		2,097	*	2,100		2,026
8		2,131		2,097	*	2,100		2,009
9		2,120		2,102		2,086		2,027
10		2,130	*	2,102		2,069		2,050
11		2,125	*	2,102		2,084		2,075
12		2,116		2,092		2,073	*	2,075
13	*	2,116		2,104		2,109	*	2,075
14	*	2,116		2,113	*	2,109		2,068
15		2,097		2,115	*	2,109		2,061
16		2,096		2,106		2,110		2,071
17		2,097	*	2,106		2,096		2,074
18		2,100	*	2,106		2,085		2,067
19		2,074		2,132		2,053	*	2,067
20	*	2,074		2,128		2,054	*	2,067
21	*	2,074		2,139	*	2,054		2,042
22		2,103		2,141	*	2,054		2,051
23		2,105		2,154		2,029		2,056
24		2,077	*	2,154		2,038		2,042
25		2,083	*	2,154		1,996		2,048
26		2,095		2,127		1,982	*	2,048
27	*	2,095		2,140		1,991	*	2,048
28	*	2,095		2,137	*	1,991		2,050
29		2,100		2,156	*	1,991		2,056
30		2,092		2,139		1,990		2,052
31		2,080	*	2,139				2,063
Avg Daily								

Notes: Total does not include 309 Contracts in County Jails (maximum of 336)

County Jail Back-up Average for September 2024 - 2,064

County Jail Back-up Fiscal Year Average as of September 30, 2024 - 2,095

Short-Term Revocation Program Average for September 2024 - 429

Short-Term Revocation Fiscal Year Average as of September 30, 2024 - 420

STTG UNIT COUNTS – OCTOBER 2024

Unit	Beginning Total	Confirmed	Suspected	In	Out	Paroled	Removed	Ending Total	Total Unit Population	Unit % of STTG's
Benton	84	1	0	12	2	3	0	92	339	27.14%
Cummins	684	1	0	56	48	6	0	687	2,020	34.01%
Delta	213	0	0	23	19	10	0	207	624	33.17%
EARU	706	0	0	30	10	10	0	716	1,643	43.58%
Ester	180	0	0	11	18	5	0	168	689	24.38%
Grimes	393	1	0	36	20	11	0	399	1,088	36.67%
Hawkins	50	0	0	4	1	2	0	51	428	11.92%
Max	298	0	0	16	8	0	0	306	705	43.40%
McPherson	48	0	0	1	0	2	2	45	1,045	4.31%
MCWR	57	0	0	0	0	0	0	57	185	30.81%
NCU	282	2	0	17	20	0	0	281	942	29.83%
NWAWR	24	0	0	1	0	0	0	25	100	25.00%
ORCU	326	0	0	74	20	10	0	370	1,584	23.36%
ORCU Intake	106	54	0	0	60	0	0	100	348	28.74%
Pine Bluff	145	0	0	11	14	4	0	138	609	22.66%
RLW	220	0	0	23	32	0	0	211	548	38.50%
TWR	44	0	0	5	11	0	0	38	130	29.23%
Tucker	294	0	0	15	10	7	0	292	1,007	29.00%
Varner	762	0	0	57	44	11	0	764	1,705	44.81%
Wrightsville	220	0	0	20	15	3	0	222	855	25.96%
Total	5,136	59	0	412	352	84	2	5,169	16,594	31.15%

ORCU Intake brought in 54 new STTG members into ADC last month.

STTG DISCIPLINARY REPORT – OCTOBER 2024

Unit	STTG Incidents	STTG Suspected Incidents	Total Unit Disciplinary	Disciplinary Involving STTG	Percentage
Benton	0	0	18	8	44.44%
Cummins	0	0	583	317	54.37%
Delta	0	0	144	69	47.92%
EARU	0	0	314	169	53.82%
Easter	0	0	60	27	45.00%
Grimes	1	0	169	79	46.75%
Hawkins	0	0	5	0	0.00%
Max	0	0	76	35	46.05%
McPherson	0	0	178	10	5.62%
MCWR	0	0	5	2	40.00%
NCU	0	0	118	62	52.54%
NWAWR	0	0	1	0	0.00%
ORCU	0	0	146	54	36.99%
ORCU Intake	0	0	6	0	0.00%
Pine Bluff	0	0	92	35	38.04%
RLW	0	0	127	59	46.46%
TWR	0	0	10	6	60.00%
Tucker	0	1	115	39	33.91%
Varner	0	0	340	185	54.41%
Wrightsville	0	0	244	114	46.72%
Total	1	1	2,751	1,270	46.17%

STTG COUNTS BY STTG SET – OCTOBER 2024

STTG Set	Benton	Cummins	Delta	EARU	Ester	Grimes	Hawkins	Max	McPherso	MCWR	NCU	NWAWR	ORCU	Intake	PB	RLW	TWR	Tucker	Varner	Wrightsvil	Total	
Asian	2	0	0	1	0	1	0	0	0	0	0	0	0	0	1	0	0	1	1	0	0	7
Bloods	16	135	40	146	31	77	11	63	9	7	52	4	57	11	24	43	8	45	170	45	994	
Crips	9	77	35	89	17	43	3	48	4	7	26	2	33	7	13	29	5	25	107	30	609	
Folk	6	75	11	56	10	26	4	37	3	2	13	2	21	4	4	5	1	20	44	21	365	
GD	18	150	49	182	39	83	8	71	9	8	80	7	84	29	34	44	4	73	197	40	1,209	
Mexican	6	26	7	23	8	15	3	3	1	2	8	0	13	4	6	12	0	6	29	11	183	
Motorcycle	0	6	0	0	0	0	0	1	1	0	3	0	5	0	1	0	0	2	1	1	21	
Other	1	9	9	17	6	9	3	8	2	2	9	0	24	6	5	8	2	10	27	6	163	
People	4	36	10	33	5	27	0	22	1	0	9	1	16	5	8	11	1	13	28	10	240	
Unknown	0	16	2	9	3	1	1	1	0	4	2	2	18	11	4	3	3	6	6	3	95	
W/S	14	74	19	39	24	39	8	14	8	15	30	7	51	8	18	27	6	50	43	22	516	
AB	3	9	1	6	9	7	0	0	1	1	6	0	6	3	2	1	1	5	16	3	80	
AC	1	11	4	16	8	9	0	4	1	1	5	0	6	0	0	3	0	5	12	0	86	
NAE	3	35	11	45	5	22	2	11	3	5	17	0	21	5	8	13	3	8	34	14	265	
WAR	9	28	9	54	3	40	8	23	2	3	21	0	15	6	11	12	3	23	50	16	336	
Total	92	687	207	716	168	399	51	306	45	57	281	25	370	100	138	211	38	292	764	222	5,169	

Key:
 GD = Gangster Disciples
 W/S = White Supremacist
 NAE = New Aryan Empire
 WAR = White Aryan Resistance
 AC = Aryan Circle
 AB = Aryan Brotherhood

MEDICATION-ASSISTED TREATMENT PROGRAM (MAT) REPORT - OCTOBER 2024

Locations:		MAT Start Dates	Active Program Participants	New Clients in the Program this Month	Dropped Out	Total Active Participants
CACCC - Little Rock		Sep-19	6	0	0	6
EACCC - West Memphis		Jul-18	48	20	0	48
NEACCC - Osceola		Dec-21	0	0	0	0
SWACCC - Texarkana		Jul-18	4	0	0	4
Probation / Parole		2018	43	0	0	101
Medically Withdrawn	Closed Unsuccessful	Completed		Total Active		
92	208	177		101		
Total # of Participants Since Program Began						1010

Clinical Activities

Action	Jul-23	Aug-23	Sep-23	Oct-23	Nov-23	Dec-23
Assessments Completed in units	42	20	11	9	4	13
# of Clients Educated in units	352	515	403	426	427	400
# of Clients Released to Supervision	12	7	3	2	4	6
Pre-Release Interviews Completed	14	15	15	4	4	8

Clinical Activities

Action	Jan-24	Feb-24	Mar-24	Apr-24	May-24	Jun-24
# of Assessments Completed in units	13	3	12	11	11	9
# of Clients Educated in units	411	261	514	420	353	282
# of Clients Released to Supervision	4	7	10	7	11	10
Pre-Release Interviews Completed	11	6	14	14	7	14

Action	Jul-24	Aug-24	Sep-24	Oct-24	Nov-24	Dec-24
# of Assessments Completed in units	8	0	0	20		
# of Clients Educated in units	221	279	220	234		
# of Clients Released to Supervision	12	6	10	7		
Pre-Release Interviews Completed	7	7	4	11		

ADC INPATIENT AND EMERGENCY ROOM UTILIZATION

ARKANSAS DEPARTMENT OF CORRECTION INPATIENT AND EMERGENCY ROOM UTILIZATION

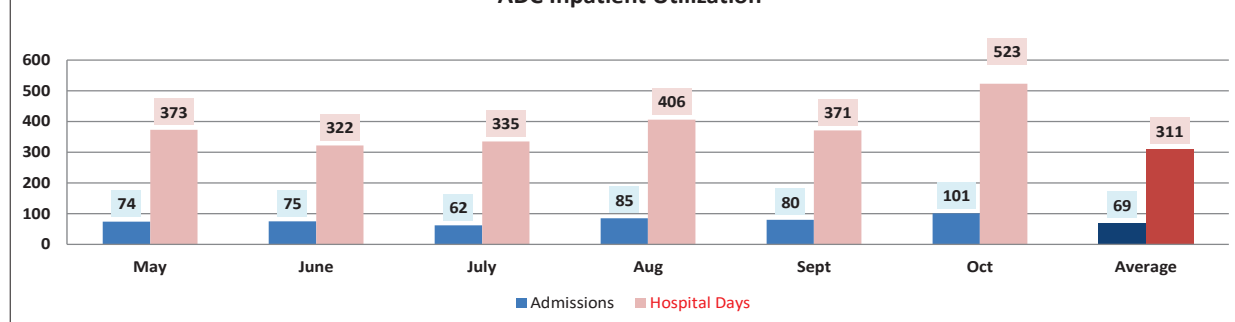
ADC Inpatient Statistics Past 12 Months

	2023	2023	2024	2024	2024	2024	2024	2024	2024	2024	2024	2024	2024	Average
	Nov	Dec	Jan	Feb	March	April	May	June	July	Aug	Sept	Oct		
Admissions	51	58	70	54	54	61	74	75	62	85	80	101	69	
Hospital Days	218	221	292	230	208	231	373	322	335	406	371	523	311	
Average Length of Stay	4.27	3.81	4.17	4.26	3.85	3.79	5.04	4.29	5.40	4.78	4.64	5.18	4.52	

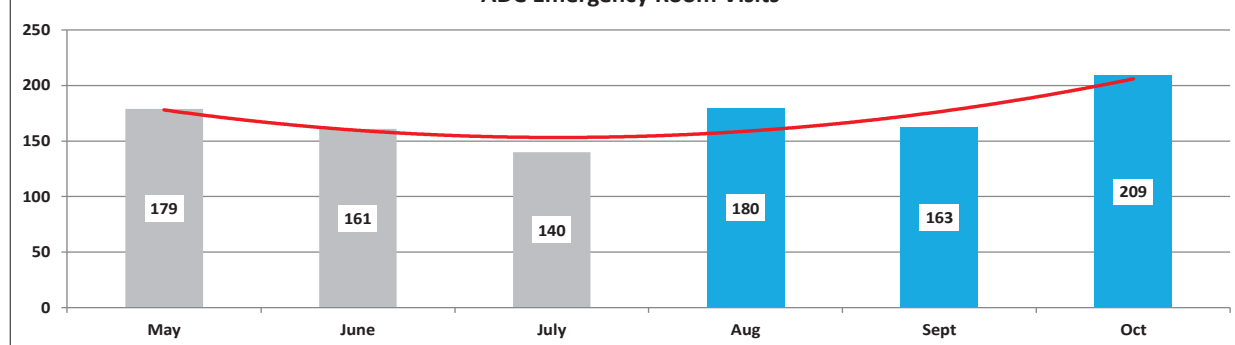
ADC ER Visits Past 12 Months

	2023	2023	2024	2024	2024	2024	2024	2024	2024	2024	2024	2024	2024	Average
	Nov	Dec	Jan	Feb	March	April	May	June	July	Aug	Sept	Oct		
Emergency Room Visits	100	145	142	131	129	170	179	161	140	180	163	209	154.1	

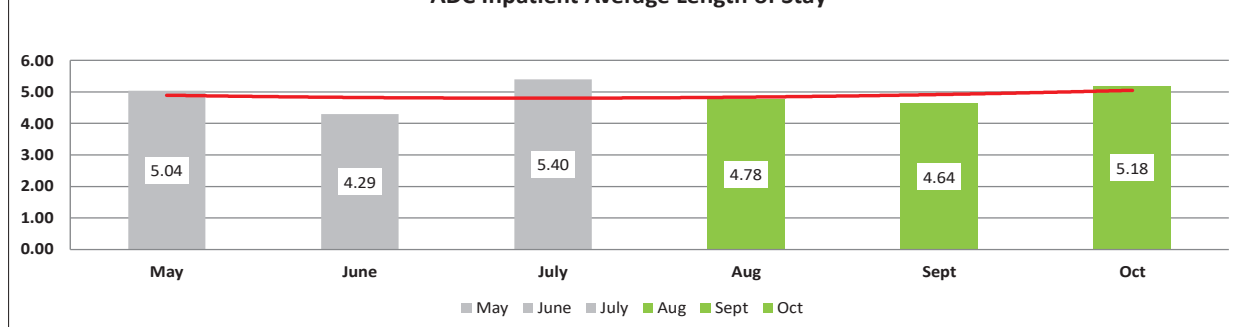
ADC Inpatient Utilization



ADC Emergency Room Visits



ADC Inpatient Average Length of Stay

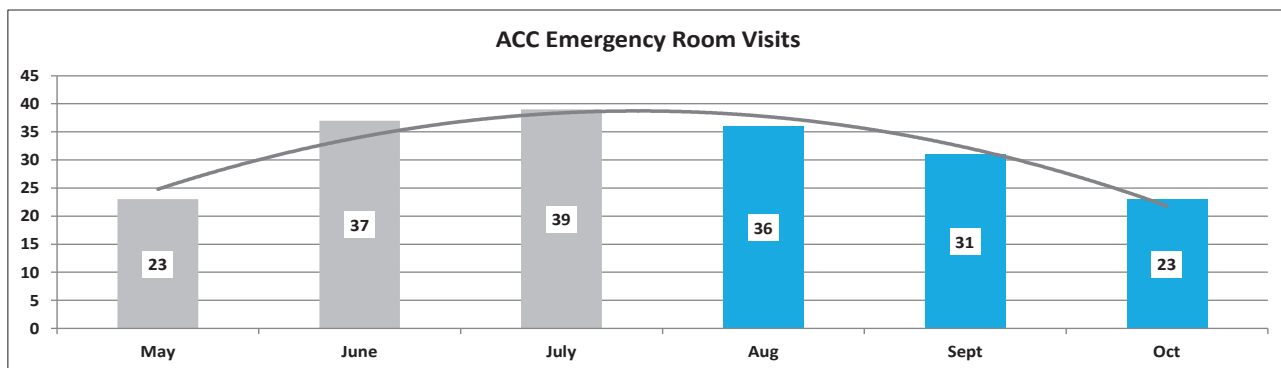
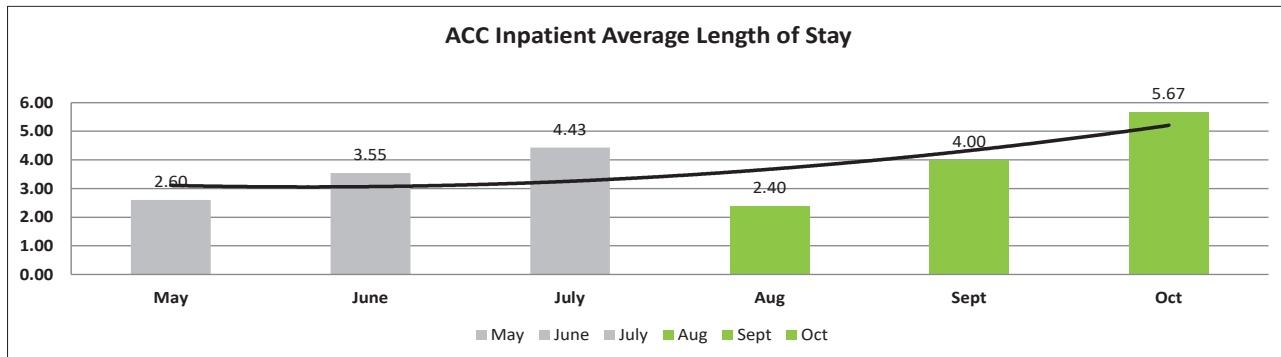
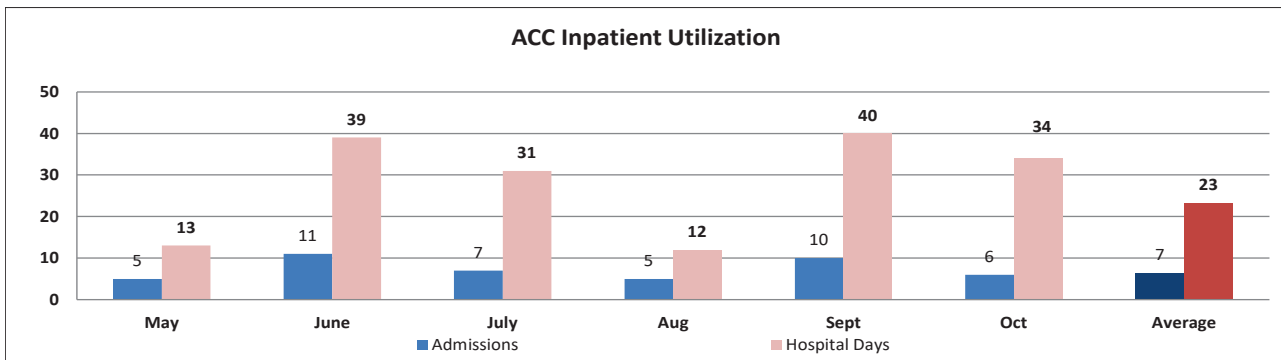


COMMUNITY CORRECTIONS INPATIENT AND EMERGENCY ROOM UTILIZATION

ARKANSAS COMMUNITY CORRECTION
INPATIENT AND EMERGENCY ROOM UTILIZATION

ACC Inpatient Statistics Past 12 Months														
	2023	2023	2024	2024	2024	2024	2024	2024	2024	2024	2024	2024	2024	Average
	Nov	Dec	Jan	Feb	March	April	May	June	July	Aug	Sept	Oct		
Admissions	6	4	5	7	5	7	5	11	7	5	10	6	7	
Hospital Days	19	11	12	28	16	25	13	39	31	12	40	34	23	
Average Length of Stay	3.17	2.75	2.40	4.00	3.20	3.57	2.60	3.55	4.43	2.40	4.00	5.67	3.59	

ACC ER Visits Past 12 Months														
	2023	2023	2024	2024	2024	2024	2024	2024	2024	2024	2024	2024	2024	Average
	Nov	Dec	Jan	Feb	March	April	May	June	July	Aug	Sept	Oct		
Emergency Room Visits	17	18	15	11	22	34	23	37	39	36	31	23	25.5	



MEDICAL GRIEVANCE BOARD REPORT – OCTOBER 2024

Unit	<i>Acknowledged/Received</i>	<i>Rejected</i>	<i>Reviewed & Signed by Dep Director</i>	<i>With Merit</i>	<i>With Merit, but Resolved</i>	<i>% With Merit</i>	<i>Without Merit</i>
Benton	0	0	0	0	0	0.00%	0
CMU	2	2	2	0	0	0.00%	2
Cummins	27	8	10	0	0	0.00%	10
Delta	4	0	10	0	0	0.00%	10
EARU	2	3	2	0	0	0.00%	2
EARU Max	43	3	47	2	0	4.26%	45
Ester	4	0	6	0	0	0.00%	6
Grimes	8	1	9	0	0	0.00%	9
Hawkins	3	0	3	0	0	0.00%	3
McPherson	4	0	4	0	0	0.00%	4
MCWRC	0	0	0	0	0	0.00%	0
MSU	7	4	8	0	0	0.00%	8
North Central	5	2	5	0	0	0.00%	5
NWAWRC	0	0	0	0	0	0.00%	0
Ouachita	8	1	7	0	0	0.00%	7
Pine Bluff	0	0	1	0	0	0.00%	1
Randall L. Williams	0	0	0	0	0	0.00%	0
SNN	2	0	1	0	0	0.00%	1
TRCC	0	0	0	0	0	0.00%	0
Tucker	9	0	11	0	0	0.00%	11
Varner	5	0	3	0	0	0.00%	3
Varner Super Max	14	0	10	0	0	0.00%	10
WRU	1	0	1	0	0	0.00%	1
WHM	2	0	2	0	0	0.00%	2
WWR	0	0	0	0	0	0.00%	0
Total	150	24	142	2	0	1.41%	140

CHAPLAINCY

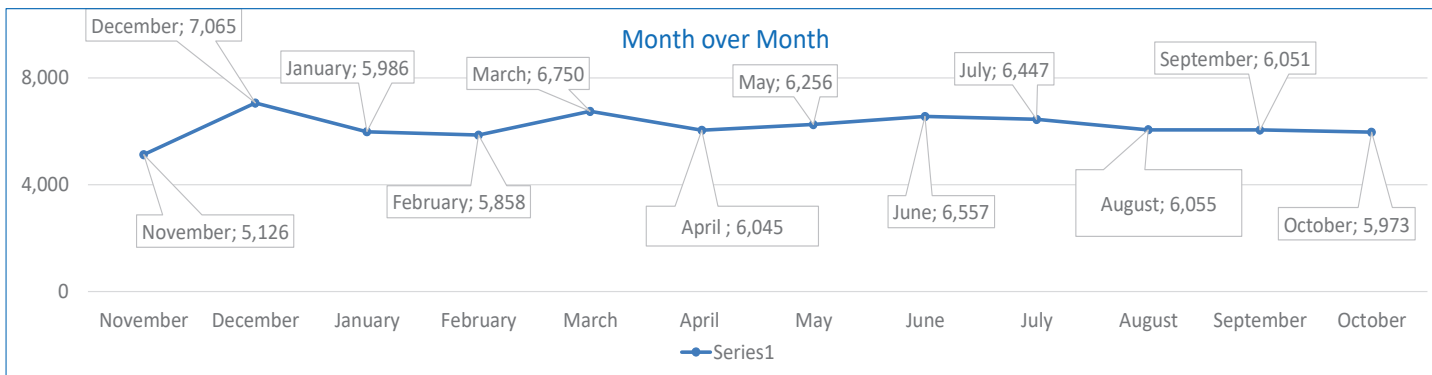
Month: October Year: 2024	CUMMINS	DELTA REGIONAL	EAST ARKANSAS	EAST ARKANSAS MAX	ESTER	GRIMES	HAWKINS	MAXIMUM	MCPHERSON	NORTH CENTRAL	OUACHITA RIVER	PINE BLUFF	RANDALL L. WILLIAMS	TUCKER	VARNER	VARNER MAX	WRIGHTSVILLE	TOTAL
Services Chaplains Oversaw																		
Christian																		
Population	5	8	20	0	4	8	3	4	7	1	1	6	3	5	13	0	1	89
Segregation	0	0	0	0	0	0	0	4	0	0	0	0	0	0	0	0	0	4
Muslim																		
Population	6	4	4	0	4	4	3	0	4	5	4	4	3	0	4	0	2	51
Segregation	0	0	0	0	0	0	0	0	0	0	0	0	0	0	0	0	0	0
144																		
Volunteers in Charge																		
Protestant	18	0	0	0	17	10	9	16	21	13	13	3	13	6	0	0	10	149
Catholic	2	0	0	0	1	4	4	0	2	5	3	1	1	1	3	0	13	40
Muslim	3	0	0	0	1	4	1	1	4	0	0	4	0	0	0	0	2	20
Other	0	0	0	0	0	0	4	4	0	0	8	0	0	0	11	0	0	27
Baptism	10	0	23	0	17	0	0	0	0	0	1	0	0	13	0	0	14	78
Marriages																		
	0	0	0	0	0	0	1	0	0	0	0	0	0	0	0	0	0	1
Distributed by Chaplains																		
Greeting Cards	6	8	0	0	15	35	20	60	0	18	10	21	9	27	45	306	0	580
Bibles, Quran, Torah, Etc.	20	0	14	154	82	9	19	3	81	35	120	50	16	8	12	31	10	664
Study Course	35	0	3	5	57	4	0	10	145	0	15	21	0	220	10	20	0	545
Writing Supplies	0	0	0	0	57	86	14	140	41	0	300	0	0	4	0	0	0	642
Literature	615	197	894	1,493	1,315	37	215	40	121	606	200	371	130	300	853	818	175	8,380
Chaplain's Visits																		
Barracks	42	52	53	258	48	196	15	3	207	70	228	18	77	204	69	15	25	1,580
Approximate Hours Spent in Barracks	10	20	3	65	18	128	16	1	94	18	45	3	10	51	27	8	33	550
Inmate Office visits	84	359	30	0	11	102	29	10	37	111	11	33	28	404	43	0	12	1,304
Other Office visits	15	16	4	0	10	10	5	6	31	0	17	85	32	44	66	0	4	345
Hospital	0	0	0	0	0	2	0	0	0	1	11	0	0	0	0	0	0	14
Infirmary/Sick Call	1	4	10	0	4	9	4	1	4	5	6	6	9	6	7	3	4	83
Restrictive/Punitive Housing	12	4	0	0	4	7	1	2	4	1	6	6	8	10	7	7	4	83
PC - DRU		4																4
Visitation Days	0	0	0	0	0	0	0	0	0	0	0	0	0	0	0	0	0	0
Volunteer Visits																		
RCV	0	0	0	0	4	3	4	1	0	3	6	15	14	2	0	0	4	56
OCV	12	12	2	0	2	7	28	31	26	31	45	0	0	169	0	0	0	365
Spiritual Advisor	0	0	0	0	0	0	0	0	0	0	0	0	0	0	0	0	0	0
CRA	41	3	38	15	22	15	48	33	47	114	80	5	16	117	25	7	27	653
Religious Volunteer Hours																		
Volunteer Hours	108	29	85	15	133	139	80	202	176	660	411	37	43	904	88	15	62	3,187
Denominational/Volunteer Chaplain Hours	14	0	0	0	64	0	68	118	160	25	41	33	0	42	46	2	29	642
3,829																		
Other Activities of Chaplain																		
Counseled Employees	6	21	11	0	5	9	3	10	3	0	17	20	7	9	198	0	4	323
Orientation Sessions	6	0	3	0	0	0	0	0	0	5	0	0	0	0	0	0	0	14
Free World Devotions	0	0	6	0	4	6	0	0	1	0	0	0	0	4	18	0	0	39
Spoke in Churches	0	8	7	0	2	6	0	1	1	1	0	4	3	3	18	0	0	54
Crisis Intervention Sessions	4	12	3	0	0	0	3	0	0	0	11	10	2	5	9	1	4	64
Marriage Counseling	1	0	0	0	0	1	1	1	0	3	0	0	0	2	0	0	0	9
Denominational Meeting	1	0	1	0	1	0	0	0	0	2	0	0	2	0	0	0	0	7
Chaplain's Meeting	1	1	6	0	1	1	2	0	1	0	1	2	1	1	1	0	1	20
Volunteer Training Session	0	0	0	0	1	0	0	9	0	1	0	0	0	0	0	0	0	11
Chaplain Transfers																		
	0	0	0	0	0	0	0	0	0	0	0	0	0	0	0	0	0	0
Chaplain Promotions																		
	0	0	0	0	0	0	0	0	0	0	0	0	0	0	0	0	0	0
PAL PROGRAM																		
Enrolled at start of month	60	24	54	0	58	47	10	19	56	70	35	0	0	58	48	0	22	561
Enrolled during the month	9	6	1	0	4	5	6	3	8	3	6	0	0	3	4	0	2	60
Removed From PAL Program																		
# Paroled	0	0	0	0	4	0	0	0	1	0	0	0	0	0	0	0	0	5
# Completed	7	5	0	0	0	3	0	1	1	0	1	0	0	1	2	0	1	22
# Withdrew	0	0	0	0	0	3	0	0	0	0	0	0	0	0	0	0	0	3
# Removed	2	1	1	0	1	0	0	0	4	2	1	0	0	0	0	0	1	13
# Transferred	0	0	0	0	3	1	0	0	2	0	1	0	0	1	1	0	1	10
Total Removed from PAL Program	9	6	1	0	8	7	0	1	8	2	3	0	0	2	3	0	3	53
Total Enrolled at the End of the Month	60	24	54	0	54	45	16	21	56	71	38	0	0	59	49	0	21	568
Volunteers in PAL																		
	8	2	10	0	13	0	14	6	53	16	6	0	0	6	2	0	6	142
Special Events:																		
	0	0	1	0	0	1	2	0	0	0	0	0	1	3	0	0	0	8

SECURUS VIDEO VISITATION REPORT OCTOBER 2024

AR-DOC SVV Activity Tracker

Total ADP **18,373**

Total Visits by Month	November	December	January	February	March	April	May	June	July	August	September	October
Total (Includes SuperMax)	5,126	7,065	5,986	5,858	6,750	6,045	6,256	6,557	6,447	6,055	6,051	5,973
Target Objective	15,587	15,587	15,587	15,587	15,587	15,587	15,587	15,587	15,587	15,587	15,587	15,587



Completed Visits

Site	Current Month	Previous Month
Benton	118	128
Cummins	408	371
Delta Regional	404	377
East Arkansas Regional	499	470
Ester	355	324
Grimes	446	540
J Aaron Hawkins Sr.	295	356
Tucker Max	185	173
Mcperson	408	436
Mississippi County WRC	23	32
North Central	510	525
NW Arkansas WRC	9	11
Ouachita River	731	688
Pine Bluff Re-Entry	13	0
Pine Bluff Complex	115	129
Randall L Williams	107	113
State Police Barracks	42	51
Texarkana Regional	38	21
Tucker Unit	485	537
Varner	595	589
Wrightsville Unit	187	180
Tucker Re-entry	0	0
Total:	5,973	6,051

Oct-24 24-Sep

Missed by Inmate

Site	Current Month	Previous Month
Benton	1	1
Cummins	7	27
Delta Regional	6	9
East Arkansas Regional	19	23
Ester	6	6
Grimes	29	10
J Aaron Hawkins Sr.	2	5
Tucker Max	11	9
Mcperson	4	13
Mississippi County WRC	1	10
North Central	13	14
NW Arkansas WRC	1	5
Ouachita River	31	19
Pine Bluff Re-Entry	0	0
Pine Bluff Complex	6	4
Randall L Williams	2	9
State Police Barracks	2	1
Texarkana Regional	1	1
Tucker Unit	37	17
Varner	18	43
Wrightsville Unit	4	7
Tucker Re-entry	0	0
Total:	201	233

Oct-24 24-Sep

SECURUS TABLET REPORT OCTOBER 2024

Contract ID	Site ID	Agency Name	Personal Tablets (All)	0	5	Community / Inventory	Officer	Total
I-003320	9322	AR DOC - BENTON UNIT	338	98	240	217	8	563
I-003320	9323	AR DOC - CUMMINS UNIT	1,984	1,486	498	938	17	2,939
I-003320	9324	AR DOC - DELTA REGIONAL UNIT	614	402	212	149	20	783
I-003320	9325	AR DOC - EAST ARKANSAS REGIONAL UNIT	943	740	203	1,303	10	2,256
I-003320	7981	AR DOC - ESTER UNIT	679	463	216	478	20	1,177
I-003320	9326	AR DOC - GRIMES UNIT	1,067	721	346	912	14	1,994
I-003320	9340	AR DOC - J AARON HAWKINS SR CENTER FOR W	432	287	145	169	19	620
I-003320	9328	AR DOC - MCPHERSON UNIT	1,017	667	350	1,706	21	2,744
I-003320	9329	AR DOC - MISSISSIPPI COUNTY WORK RELEASE	187	41	146	141	9	337
I-003320	9330	AR DOC - NORTH CENTRAL UNIT	921	636	285	274	10	1,205
I-003320	9331	AR DOC - NW ARKANSAS WORK RELEASE CENTER	100	11	89	55	8	165
I-003320	9332	AR DOC - OUACHITA RIVER UNIT	1,468	933	535	807	14	2,289
I-003320	7715	AR DOC - PINE BLUFF RE-ENTRY CENTER	56	7	49	23	0	79
I-003320	9333	AR DOC - PINE BLUFF UNIT	543	405	138	336	9	888
I-003320	9334	AR DOC - RANDALL L WILLIAMS FACILITY	548	366	182	336	15	899
I-003320	9097	AR DOC - STATE POLICE BARRACKS	53	34	19	8	3	64
I-003320	9335	AR DOC - TEXARKANA REGION CORRECTION CEN	129	40	89	89	15	235
I-003320	9327	AR DOC - TUCKER MAXIMUM SECURITY UNIT	528	385	143	294	14	836
I-003320	7806	AR DOC - TUCKER RE-ENTRY CENTER	120	54	66	61	2	183
I-003320	9336	AR DOC - TUCKER UNIT	992	717	275	409	15	1,416
I-003320	9337	AR DOC - VARNER UNIT	1,149	881	268	1,116	21	2,286
I-003320	7133	AR DOC - WRIGHTSVILLE SATELLITE UNIT	0	0	0	0	2	2
I-003320	9338	AR DOC - WRIGHTSVILLE UNIT	843	632	211	642	21	1,506
			14,711	10,006	4,710	10,463	287	25,465