



DIVISION OF CORRECTION BOARD REPORT

November 2023

Dexter Payne
Director



POPULATION REPORT

RESEARCH/PLANNING

October 2023 Admissions and Releases – Admissions for October 2023 totaled **665** (607-males and 58-females) while releases totaled **376** (321-males and 55 females) for a net increase in-house of 289 inmates.

Inmate Population Growth/Projection – At the end of October 2023, the jurisdictional population for the Division of Correction totaled **18,557**, representing an increase of **909** inmates since the first of January 2023. At reporting time, calendar year 2023 has seen an average rate of **91** inmates per month, which is up from an average monthly increase of **52** inmates per month during calendar year 2022.

Average County Jail Backup – The backup in the county jails averaged **2,004** inmates per day during the month of October 2023, which was down from the per-day average of **2,033** inmates during the month of June 2023. Of the **2,004** average, short-term revocations accounted for **324** (304 males and 20 females) during the month.

INSTITUTIONS

INMATE INSTITUTIONAL GRIEVANCES

Inmate Formal/Informal Grievances: During October, a total of 1,157 formal grievances and 1,536 informal grievances were filed at various units.

Institutional Grievances Appeals: There was a total of 379 appeals of institutional grievances received in October. Of those, 282 were acknowledged and 97 were rejected for various reasons. Of the total, 290 appeals answered, 288 had no merit and two had merit.

FARM DIVISION

October remained dry for the month which was perfect harvest weather. All farms finished harvesting before the end of the month. Winter wheat has been planted and most of next year's fieldwork is complete. The farm managers did an amazing job getting everything done.

Majority of the hay fields have been completed resulting in over 7500 bales. Both Wrightsville and Cummins planted cover crops

and wheat for winter grazing. Our goal is to use the cover crops through the first of the year before feeding hay.

Gardens are moving produce into the kitchens and the greenhouses will soon go into production. Soybean and corn seed are planned for the 2024 crop.

WORK RELEASE RENT REPORT

Unit	October 2023
Benton Unit	\$151,514.00
Mississippi County Work Release	\$103,048.00
Northwest Arkansas Work Release	\$63,596.00
Pine Bluff Work Release	\$45,100.00
Texarkana Regional Corr. Ctr.	\$68,024.00
Wrightsville Hawkins Unit	\$36,454.00
Total	\$467,736.00

REGIONAL MAINTENANCE HOURS

Regional Maintenance Hours	October 2023
Benton Unit	5,494
Delta Regional Unit	2,594
East Arkansas Regional Unit	2,288
Grimes Unit	1,556
McPherson Unit	1,346
Mississippi County Work Release	1,368
North Central Unit	7,680
Ouachita River Correctional Unit	6,496
Randall L. Williams Unit	3,566
Texarkana Regional Corr. Ctr.	5,780
Tucker Unit	1,496
Varner Unit	2,120
Wrightsville Unit	3,536
Total Hours	45,320

REENTRY

PROGRAMS - October 2023

Program Name	Beginning Count	Admitted	Removed	Graduated	End Count	Volunteer Hours
Juvenile Program* (RLW)	8	1	0	0*	8	0
Peer Recovery	14	0	0	14	0	0
Release	7	17	4	0	20	3
Veterans Program (Ester)	0	34	3	0	3	3
Veterans Program (EARU)	22	2	0	0	22	1
Lifer	0	0	0	0	0	0
TOTAL	51	53	7	14	81	7

*Juvenciles are transferred from the program once they reach the age of 18.

WORKFORCE ALLIANCE FOR GROWTH IN THE ECONOMY (WAGE)

October 2023 Capacity: 120 Unit:	Participants	Status
Delta	0	Not Active
Ester	0	Not Active
Hawkins	3	Active
McPherson	8	Active
North Central	0	Pending Next Class
Ouachita River	15	Active
Tucker	16	Active
Wrightsville	7	Active
TOTAL	49	

WRIGHTSVILLE-HAWKINS PATHWAY TO FREEDOM PROGRAM

October 2023 Capacity: 200	Beginning Count	Enrolled During the Month	Removed	End Count*
Wrightsville-Hawkins PTF	196	10	9	213

*The "End Count" column includes 16 graduates who remain in the Pathway to Freedom barracks.

ADVANCED PRINCIPLES AND APPLICATIONS FOR LIFE PROGRAM (APAL)

October 2023 Capacity: 86	Beginning Count	Admissions During Mo.	Removed*	End Count
Ester	58	0	0	58
Hawkins	19	1	4	16
TOTAL	77	1	4	74

Advanced PAL is an 18-month reentry program that combines a pre-release curriculum with the PAL program.

*The "Removed" column indicates the number of participants who paroled, completed the program, withdrew from the program, transferred, or were removed from the program for another reason.

THINK LEGACY

October 2023 Capacity: 635 Unit	Beginning Count	Admitted	Graduated	Removed*	End Count
Cummins	14	0	14	5	0
Delta Regional	8	0	8	0	0
East Arkansas Regional	21	0	21	0	0
McPherson	30	0	30	0	0
North Central	19	0	19	0	0
Ouachita River	17	0	17	0	0
Tucker	10	0	10	0	10
Total	119	0	119	5	0

THINK LEGACY VOLUNTEER HOURS = 3

*The "Removed" column indicates the total number of participants who paroled, signed out, transferred, or were removed from the program for any other reason and are no longer in the barracks.

COLLEGE REPORT
October 2023

COLLEGE PROGRAM LOCATIONS	Beginning Count	Admissions During Mo.	Removed During Mo.	End Count	Staff Enrolled
Arkansas State University					
Grimes Unit	24	0	1	23	0
McPherson Unit	50	0	7	43	0
Ashland University					
North Central Unit	13	0	0	13	0
Mid-America Seminary College					
Varner Unit	36	0	0	36	0
Philander Smith College					
East Arkansas Regional Unit	58	0	9	49	0
Tucker Unit	24	1	2	22	0
Southeast Arkansas College					
Cummins Unit	37	0	6	31	0
Delta Unit	20	0	1	19	0
Varner Unit	32	0	2	30	0
Shorter College					
Hawkins Unit	18	0	2	16	0
Ouachita River Unit	17	0	0	17	0
Pine Bluff Complex	55	0	7	48	0
Texarkana Regional	9	0	2	7	0
Wrightsville Unit	23	0	3	20	0
TOTAL	409	1	42	374	0

TRAINING

DIVISION OF CORRECTION
TRAINING - October 2023

BASIC TRAINING DIVISION –

BCOT Class 2023-M, led by instructor Captain Norman and Nicholas Reed, graduated on October 27 with a total of 70 cadets.

The *Willis H. Sargent Award* recipient was J. Tate of the Wrightsville Unit.

Academic Awards were presented to the following for 2023-M:

- 1st – D. Parchman, East AR. Regional Unit
- 2nd – L. Huett, North Central Unit
- 3rd – T. Rogers, East AR. Regional Unit

Recipients of *Physical Fitness Awards* for 2023-M were:

- 1st – S. Dowd, Hawkins Unit
- 2nd – D. Banes, Cummins Unit
- 3rd – M. McGough, Maximum Security Unit

IN-SERVICE DIVISION –

Classes held by the Training Academy during the month included:

- Firearms Instructor – 10/02-10/06 (40 hours); Instructor: Lynn McCalister – 14 participants
- Drug Testing – 1017 (3 hours); Instructor: Jessica Langford – 59 participants
- SAIT – 10/09-10/11 (24 hours); Instructor: Haley Trantham – 36 participants

During the month of October 2023, the Training Academy held three classes that totaled 67 hours with a total of 109 participants. In-service training hours for October 2023 total 1601 hours.

eCADEMY –

During October, 402 ADC employees completed a total of 5,196.50 hours of eCADEMY training.

HEALTH/CORRECTIONAL PROGRAMS

CHAPLAINCY SERVICES AND COMMUNITY SPEAKING EVENTS

Cummins Unit –

Trinity Broadcast Network (TBN) brought their 2nd Chance Ministry to Cummins inmates on Saturday, October 5. 148 inmates attended the event in the Chapel.

Bill Glass, Behind the Walls Ministry arrived on Saturday, October 28 and facilitated back to back events for two separate yard call-outs. Over 700 inmates participated in the outdoor

CHAPLAINCY SERVICES, *continued*

events. All halls, including Mod unit were ministered to by 29 volunteers. The event showcased a NASCAR event winning car, motorcycles, a professional juggler and trick-shot artist, as well as speakers. This was the largest scale event that Chaplaincy Services has hosted since prior to the pandemic.

Delta Regional Unit –

A Tampa, FL ministry team arrived on October 2 with three volunteers to lead church services for 40 inmates. An Arkansas Baptist ministry team participating in a regional service day came on October 7 with 30 volunteers for a six-hour event. The team ministered to and fed the unit hamburgers. Their choir performed to 585 inmates.

East Arkansas Regional Unit/ EARU Max –

Representatives of The Gideons came on October 5 and gave 320 Bibles to residents.

Grimes Unit –

A Kairos Walk event took place October 19th-22nd. Participants included 18 inmates and 18 volunteers.

Hawkins Unit –

The Hawkins Pathway to Freedom and The Friendly Chapel Church of the Nazarene in North Little Rock served 254 female inmates a catfish and chicken dinner.

Maximum Security Unit –

The Angel Tree Application Drive on October 13 assisted 30 inmates in submitting their applications. Chaplain Tommy Bourgeois spoke on October 26 at a Pastor’s Appreciation event for the Camden, AR chapter of the Gideons International. He explained opportunities for volunteering and employment inside ADC Chaplaincy Services to 20 local pastors. PAL graduation ceremony took place on Tuesday, October 26 for four PAL students.

Ouachita River Correctional Unit –

A Kairos Walk event was held October 1th-22nd with 24 inmate participants, 38 inmate workers, and 23 volunteers. The volunteers spent 3 ½ days with the participants in small groups working through Kairos’ program.

Randall L. Williams Unit –

The TBN Second Chance Ministry came on October 1 to conduct two Sunday services. The morning service had 54 inmates with 69 inmates in the evening service. The Malachi Dads study course began on October 5 with 20 inmate participants.

Tucker Unit –

Three members of TBN Second Chance Ministry came on October 3 to conduct a service. Ninety-nine inmates were in attendance. The unit hosted the Kairos Walk on October 26-29. There were 18 inmate participants, 24 inmate workers, and 15 volunteers present for the activities and worship.

ACCREDITATION

ACA Internal Audits Completed:

- 10/04-10/05 Central Office Re-Accreditation
100% Mandatory / 100% Non-Mandatory
- 10/19 Ouachita River Unit Pre-Audit
- 10/25 Cummins Pre-Audit

Classes Taught:

- 10/26 BCOT

VOLUNTEER SERVICES - October 2023

Program Name	Hours
Veteran Administration (Ester)	3
Release (Ester)	3
Yoga (Varner)	2.5
Veteran-Chaplaincy (EARU)	1
Total	9.5

MENTAL HEALTH SERVICES

Reduction of Sexual Victimization Program (RSVP) and Sex Offender Treatment Programs (SOFT):

October 2023	Capacity	Beginning Count	Completed	Removed	Admissions	End Count
RSVP	238	234	53	58	61	237
SOFT	30	7	4	5	4	7
Total	268	241	57	63	65	244

There are 1,001 males on the waiting list for RSVP and zero females on the waiting list for SOFT who are within five years of their TE date. Of those, eight inmates are mandated by the Parole Board.

The average time on the waiting list from request is between one and two months for those stipulated.

*The total on the waiting list, including those not currently within the identified timeframe, is 1,676 males and zero females. Of these, 1,001 are eligible and 675 are ineligible for the program. There are zero PREA inmate in the program at this time.

*Ineligibility is due to being in restrictive housing, having class IV status, or receiving a major disciplinary within the last 60 days.

Therapeutic Community (TC):

October 2023 Unit	Capacity	Beginning Count	Completed	Removed	Admissions	End Count
Tucker	62	55	4	10	18	59
Total	62	55	4	10	18	59

MENTAL HEALTH SERVICES, *continued*

Substance Abuse Treatment Program (SATP):

October 2023 Unit	Capacity	Beginning Count	Completed	Removed	Admissions	End Count
Benton	20	17	2	1	6	20
Cummins	45	42	6	5	13	44
Maximum Security	4	3	0	1	0	2
Total	69	62	8	7	19	66

PILOT PROGRAM – Substance User Rehabilitation Services (SURS):

October 2023 Unit	Capacity	Beginning Count	Completed	Removed	Admissions	End Count
McPherson	150	150	23	5	27	149
Grimes	50	48	5	0	4	47
Randall L. Williams	150	143	43	11	59	148
Wrightsville	15	148	22	11	32	147
Total	500	489	93	27	122	491

For TC/SATP/SURS, there are 2,738 males and 380 females on the waiting list who are within five years of their release date. Of those, 67 are mandated by the Parole Board.

The average time on the waiting list from request is 11 days.

*The total on the waiting list, including those not currently within the identified timeframe, is 3,852 males and 466 females. Of these, 3,185 are eligible and 1,134 are ineligible for the program.

*Ineligibility is due to being in restrictive housing, having class IV status, or receiving a major disciplinary within the last 60 days.

Ouachita River Correctional Unit (ORCU) Residential Program Unit (RPU):

The RPU had zero admissions and one discharge in October for an end-of-month count of 117.

McPherson Unit Mental Health Residential Program Unit (RPU):

There was one admission and one discharge in October for an end-of-month count of 40.

Habilitation Program:

The Habilitation Program at the Ouachita River Correctional Unit provided treatment services to 41 inmates in October. There were zero admissions and one discharge, which resulted in an end-of-month count of 40.

Anger Management Treatment:

The Anger Management Treatment Program at the Cummins Unit did not provide treatment services to any inmates in October. There were no admissions or discharges, for an end-of-month count of zero.

Suicide:

There were 108 suicidal threats in October. There were 15 attempts, none of which resulted in death.

Staffing:

The following Mental Health Services and Substance Abuse Treatment Program (SATP) positions were vacant in August and October 2023:

Positions	FTEs*	August	October
Psychologists	2	1	0
Psychological Examiners	2	0	0
Social Workers	26	5	6
Licensed Professional Counselors	2	0	0
Rehab Director	1	1	1
Rehab Facility Supervisors	3	1	1
Advisors	55	23	25
Substance Abuse Program Coord.	5	1	2
Substance Abuse Program Leaders	40	8	12
Administrative Specialist	10	5	4
Rehab Program Managers	7	7	7

*FTE refers to authorized Full Time Equivalent positions.

Self-Study Classes:

Classes	Number of Participants	Number Completed	Waiting List
Anger Management	129	129	697
Thinking Errors	110	110	669
Substance Abuse Education	108	108	487
Communication Skills	71	71	709
Domestic Violence	28	28	188
Victims of Domestic Violence	76	76	53
Stress Management	150	150	631
Parenting	55	55	212

ADDITIONAL MENTAL HEALTH AND MEDICAL INFORMATION, *continued*

Outpatient:

There were 2,269 inmates on the mental health medical log at the beginning of October. Mental Health staff conducted the following contacts during the month:

Case Management Contacts	2,028
Requests for Interviews	655
Testing	1
Intakes	672
Unit Requests	1,619
Pre-Lockup Reviews	395
Routine Restrictive Housing Reviews	1,015
Restrictive Housing Rounds	15,391
PREA Evaluations	78
Routine Follow-up	415
834 Requests	55

County Mental Health Requests:

During October, there were 411 requests received of a mental health nature. Of those, one inmate was fast-tracked to ADC.

County Medical Health Requests:

During October, there were 784 requests received of a medical nature. A total of nine inmates were fast-tracked to ADC.

Medical Contract Reimbursements:

Sanction reimbursements for ADC in August amounted to \$249,100.00.

Deaths:

There were four inmate deaths during the month of October. Two were claimed, one was cremated and claimed, one was not claimed.

Wellpath:

See attachment for Wellpath's report regarding outside beds and emergency room visits.

Medical Grievances:

In October, there were 114 appeals of medical grievances received and 82 appeals were answered. Seven were found to be with merit and two with merit but resolved.

SEX OFFENDER ASSESSMENT

Assessments Completed:

Risk Level	October	September 1999 through October 2023
Level 1	1	1,283
Level 2	20	9,498
Level 3	10	7,865
Level 4	1	754
Default 3	1	*
Total	33	19,355

*Default Level 3's are included in the total number of Level 3's to date.

ACIC Numbers:

The total number of sex offenders registered from September 1999 through October 2023:

Compliant	8,909
Delinquent	1,443
Confined	3,706
Out-of-State	4,341
Address Unknown	150
Deported	207
Incapacitated	119
Out of USA	56
Total	18,931

Consistent with current Arkansas law, deceased offenders no longer remain on the registry.

PAWS IN PRISON

October 2023 Unit	Enrolled	Graduated	Foster	Volunteer Hours
Hawkins Unit	6	5	0	0
Maximum Security Unit	5	5	0	0
McPherson Unit	6	0	0	0
North Central Unit	4	1	0	0
Ouachita River Correctional Unit	7	1	1	0
Randall L. Williams Unit	4	3	0	6
Tucker Unit	7	2	0	0
Total	39	17	1	6

Completed Paws in Prison Training:

October 2023 Program Graduates	17
YTD Program Graduates	200
Total Graduates Since Inception (Dec 2011)	2,308
Dogs Currently in Foster (Graduated, but Not Adopted)	1
October 2023 Volunteer Hours	6
YTD Volunteer Hours	82

**AGENCY HIGHLIGHTS
OCTOBER 2023**

PROMOTIONS

Some of the security promotions during the month of October included:

Cummins Unit

- Field Sgt. Jenny Calloway
- Sgt. Justina Everett
- Cpl. Austin Kennedy
- Cpl. Quensheadra Smith
- Sgt. Louis Wade
- Sgt. Melissa Washington
- Sgt. Justin Williams



Field Sgt. Jenny Calloway

AGENCY HIGHLIGHTS, *continued*

East Arkansas Regional Unit

- Sgt. Dytaven Westbrook

Ester Unit

- Lt. Ruby Martin

Grimes Unit

- Sgt. Gary Cox
- Major John Haynes
- Lt. Corey Melton



Lt. Reco Battles

McPherson Unit

- Sgt. Ryan Caldwell
- Sgt. Chris Tribble

Mississippi County Work Release

- Lt. Reco Battles

North Central Unit

- Sgt. Kyle Foster
- Sgt. Joseph Grigg
- Cpl. Preston O'Brien

Ouachita River Unit

- FPM Alicia Brown
- Lt. Cody Scroggins
- Sgt. Ricki Wood



Lt. Sammy Caldwell

Pine Bluff Unit

- Sgt. Brandy Ashcraft
- Lt. Sammy Caldwell
- Field Sgt. Anthony Spadoni

Randall L. Williams Unit

- Sgt. Sharell Triplett
- Lt. Whitney Wilson

Transportation

- Sgt. Jon Green
- Sgt. Willis London
- Sgt. Brianna Smith
- Sgt. Paul Vanlandingham



Lt. Whitney Wilson

Tucker Unit

- Lt. Bruce Warren

Varner Unit

- Sgt. Terenidhs Loudermilk

CENTRAL OFFICE AND ADMIN EAST OFFICES REACCREDITED

Congratulations to the staff at the Central Office and Administrative East Office on their recent American Correctional Association Re-Accreditation.

Central Office and Admin East received the following scores:

- 100% on Mandatory Standards and Best Practices
- 100% on Non-Mandatory Standards and Best Practices

Staff did an outstanding job with the files and the overall upkeep of our facilities. Our staff displayed professionalism, integrity, and a wealth of knowledge to the auditors.



FARRIER SCHOOL HELD AT CUMMINS UNIT

The ADC Farrier School held at the Cummins Unit with Class 1A inmates from various units learning to trim, balance and fit the proper shoe to the equine hoof. The inmates were also taught how to diagnose hoof problems and when to refer a horse to the vet. Once released, a number of inmates that have graduated from the farrier school have gone on to have successful careers as farriers statewide.



SURVIVORS HONORED DURING FIRST ANNUAL BREAST CANCER WALK

ADC Staff came out to walk in support of those who have or who are currently battling breast cancer.

"Best Dressed" Winners: 1st place - Ouachita River Unit, 2nd place - Pine Bluff Complex, and 3rd place - WellPath.

Survivors ADC Deputy Director Aundrea Culclager and Debbie Kidwell were also honored during the event.



REGIONAL MAINTENANCE PROJECT HIGHLIGHTS

OCTOBER 2023

Rockport Municipal Grounds Clean up - October 2:

Ouachita River Unit Regional Maintenance




Cummins New Property Cattle Fence Replacement - October 2:

Varner Unit Regional Maintenance



Rebsamen Park Clean up - October 2:

Wrightsville Complex Regional Maintenance



2023 INFORMAL GRIEVANCE REPORT

Month	BENTON	HAWK/M	HAWK/F	WRTS	EARU & MX	GRIMES	RLW	MCWR	MCPH	MSU	NCU	PBU	NWA	TU	TRCC	VSMX	VU	CU & CMU	ORCU	Ester	DRU	TOTAL
JAN	1	8	14	40	138	211	26	2	248	74	43	44	0	57	6	296	38	115	94	23	113	1,591
FEB	4	2	14	62	123	238	22	1	256	52	56	38	0	60	1	250	37	150	74	35	77	1,552
MAR	5	4	8	42	153	324	28	0	224	99	64	75	0	84	0	173	44	164	137	47	111	1,786
APR	7	1	13	61	106	264	12	0	245	77	96	61	0	47	0	194	30	122	131	36	136	1,639
MAY	6	4	13	46	168	214	21	0	272	138	87	41	0	42	1	151	56	86	112	27	148	1,633
JUN	6	3	55	70	135	198	15	1	290	95	75	46	0	35	1	161	27	151	85	17	136	1,602
JUL	0	12	22	33	146	160	11	0	162	71	79	30	0	47	4	142	33	161	103	25	111	1,352
AUG	1	4	28	66	330	245	15	0	305	77	80	53	0	70	1	150	25	108	148	38	141	1,885
SEPT	3	10	29	80	156	245	13	0	157	51	97	28	1	61	0	149	32	91	96	19	143	1,461
OCT	1	16	11	82	134	212	10	0	201	97	109	32	0	79	1	114	35	76	140	24	162	1,536
NOV																						0
DEC																						0
TOTAL	34	64	207	582	1,589	2,311	173	4	2,360	831	786	448	1	582	15	1,780	357	1,224	1,120	291	1,278	16,037

2023 FORMAL GRIEVANCE REPORT

Month	BENTON	HAWK/M	HAWK/F	WRTS	EARU & MX	GRIMES	RLW	MCWR	MCPH	MSU	NCU	PBU	NWA	TU	TRCC	VSMX	VU	CU & CMU	ORCU	Ester	DRU	TOTAL
JAN	1	5	4	39	247	127	8	0	86	79	34	29	0	44	0	38	23	84	77	11	63	999
FEB	2	6	3	51	212	163	13	0	83	77	37	22	0	38	0	119	19	100	72	15	41	1,073
MAR	2	4	4	37	246	196	14	0	93	104	48	42	0	58	1	139	32	104	115	21	69	1,329
APR	4	1	9	40	200	154	10	0	94	92	65	52	0	36	2	146	16	101	92	13	86	1,213
MAY	3	0	5	31	284	127	8	0	97	91	57	28	0	24	0	114	36	69	93	11	68	1,146
JUN	3	3	15	29	250	112	6	0	109	86	57	40	0	22	1	120	19	96	69	7	75	1,119
JUL	0	4	9	22	264	74	4	0	83	44	37	24	0	36	0	116	16	99	74	11	60	977
AUG	0	4	8	41	204	138	5	0	102	72	46	26	0	53	0	119	12	66	103	22	80	1,101
SEPT	0	2	7	41	218	138	9	0	79	50	53	11	0	46	1	125	21	55	69	6	96	1,027
OCT	0	6	6	50	257	139	4	0	124	91	69	16	0	40	0	102	21	66	84	14	68	1,157
NOV																						0
DEC																						0
TOTAL	15	35	70	381	2,382	1,368	81	0	950	786	503	290	0	397	5	1,138	215	840	848	131	706	11,141

Report includes Pine Bluff Reentry (PBR), Pine Bluff Unit (PBU) and Pine Bluff Work Release (PBW).

INMATE INSTITUTIONAL GRIEVANCE APPEAL REPORT – OCTOBER 2023

	Acknowledged	Rejected	Processed W/O Merit	Processed W/ Merit
Benton Unit	0	0	0	0
Benton Work Release	0	0	0	0
Cummins Unit	10	13	10	0
Cummins Modular Unit	1	1	2	0
Delta Regional Unit	16	2	11	0
East Arkansas Regional Unit	10	1	13	1
East Arkansas Regional Max Unit	65	19	57	0
Ester Unit	8	2	5	0
Grimes Unit	30	10	37	0
Maximum Security Unit	18	2	14	0
Tucker Re-Entry	0	0	0	0
McPherson Unit	13	11	24	0
McPherson Mental Health Residential Program Unit	0	0	0	0
Mississippi County Work Release Center	0	0	0	0
Northwest Arkansas Work Release Center	0	0	0	0
North Central Unit	23	2	17	0
Ouachita River Correctional Unit	17	9	17	0
ORCU Hospital	0	0	0	0
ORCU New Commitment	0	0	0	0
ORCU Mental Health Residential Program Unit	3	0	1	0
Pine Bluff Unit	1	0	3	1
Pine Bluff Re-Entry	0	0	0	0
Randall L. Williams Correctional Facility	0	0	0	0
Texarkana Regional Correctional Center	0	0	0	0
Tucker Unit	17	10	16	0
Varner Super Max	29	8	43	0
Varner Unit	8	6	7	0
Wrightsville Unit	11	1	9	0
Hawkins Center	2	0	1	0
Hawkins for Males	0	0	1	0
Hawkins SPU	0	0	0	0
Total	282	97	288	2

ADMISSIONS AND RELEASES – OCTOBER 2023

Admissions	Male	Female	Total
Asian	1	0	1
Black	195	9	204
Caucasian	379	48	427
Hispanic	28	0	28
Native American Indian	1	0	1
Native Hawaiian or Pacific Island	2	0	2
Other	1	1	2
Unknown	0	0	0
Total	607	58	665

Releases	Male	Female	Total
Asian	1	0	1
Black	115	11	126
Caucasian	194	43	237
Hispanic	11	1	12
Native American Indian	0	0	0
Native Hawaiian or Pacific Island	0	0	0
Other	0	0	0
Unknown	0	0	0
Total	321	55	376

ADC INMATE POPULATION GROWTH 2000-2028 - OCTOBER 2023

Mo.	2000	2001	2002	2003	2004	2005	2006	2007	2008	2009	2010	2011	2012	2013	2014	2015	2016	2017	2018	2019	2020	2021	2022	2023
Jan.	11,984	11,908	12,402	13,015	13,105	13,595	13,481	13,839	14,518	14,796	15,334	16,312	15,134	14,815	17,481	18,142	17,785	17,824	18,201	17,958	17,989	16,119	17,154	17,682
Feb.	12,169	12,022	12,529	13,054	13,166	13,783	13,633	14,012	14,603	14,883	15,374	16,209	14,990	15,008	17,438	18,082	17,625	17,608	17,998	17,846	18,181	16,120	17,077	17,814
March	12,006	12,033	12,299	13,108	13,088	13,418	13,534	13,772	14,580	14,843	15,290	16,095	14,964	14,665	17,395	18,233	17,573	17,666	18,089	17,898	17,860	16,085	16,992	18,075
April	12,069	12,167	12,465	13,213	13,323	13,469	13,554	13,851	14,769	14,937	15,570	16,172	15,124	14,850	17,604	18,703	17,815	17,798	18,227	17,977	17,331	16,250	17,059	18,206
May	12,109	12,384	12,558	13,463	13,556	13,528	13,711	14,146	14,880	15,146	15,694	16,062	15,132	15,074	17,593	18,693	17,769	17,652	17,945	17,817	16,694	16,476	17,229	18,267
June	12,005	12,108	12,439	13,418	13,389	13,251	13,430	13,915	14,700	15,025	15,564	15,554	14,832	14,825	17,340	18,813	17,973	17,963	17,972	17,942	16,552	16,560	17,129	18,213
July	12,030	12,190	12,622	13,509	13,528	13,286	13,560	14,082	14,868	15,195	15,807	15,519	14,879	15,379	17,522	18,870	18,130	18,180	18,005	18,002	16,511	16,638	17,109	18,397
August	12,087	12,371	12,815	13,565	13,632	13,419	13,646	14,224	15,100	15,385	15,829	15,240	14,675	16,103	17,549	18,806	17,919	18,051	17,751	18,090	16,367	16,655	17,274	18,375
September	11,983	12,289	12,774	13,341	13,516	13,237	13,652	14,217	14,850	15,285	16,025	15,172	14,724	16,412	17,605	18,549	18,026	18,179	17,865	17,856	16,215	16,698	17,432	18,380
October	12,119	12,348	12,942	13,341	13,584	13,363	13,775	14,349	14,836	15,381	16,311	15,271	14,856	16,993	17,880	18,430	18,127	18,348	17,943	17,947	16,311	16,821	17,480	18,557
November	12,094	12,408	13,162	13,408	13,706	13,587	13,913	14,437	15,025	15,340	16,460	15,205	14,625	17,168	17,848	17,981	17,573	17,973	17,666	18,060	16,165	16,982	17,521	
December	11,856	12,333	12,845	13,106	13,470	13,338	13,728	14,315	14,716	15,199	16,204	15,062	14,654	17,235	17,874	17,707	17,537	18,078	17,799	17,759	16,094	17,023	17,648	
Net Ann. Inc.	29	477	512	261	364	-132	390	587	401	483	1,005	-1,142	-408	2,581	639	-167	-170	541	-279	-40	-1,665	929	625	909
Avg. Mo. Inc.	2	40	43	22	30	-11	33	49	33	40	84	-95	-34	215	53	-14	-14	45	-23	-3	-139	77	52	91

Population is total jurisdictional count at end of each month. Population at end of month December 1999 was 11,827.

Average monthly population increased for past fifteen years 2008 - 2022 is 18

Average monthly population increased for past ten years Jan. 2013 - Dec 2022 is 25

Average monthly population decreased for past five years 2018 - 2022 is -7

Projected at Growth of 18 per Month

Mo.	2008	2009	2010	2011	2012	2013	2014	2015	2016	2017	2018	2019	2020	2021	2022	2023	2024	2025	2026	2027	2028	2029	
	Actual	Actual	Actual	Actual	Actual	Actual	Actual	Actual	Actual	Actual	Actual	Actual	Actual	Actual	Actual	Actual/Proj	Proj.	Proj.	Proj.	Proj.	Proj.	Proj.	
January	14,518	14,796	15,334	16,312	15,134	14,815	17,481	18,142	17,785	17,824	18,201	17,958	17,989	16,119	17,154	17,682	18,611	18,827	19,043	19,259	19,475	19,691	
February	14,603	14,883	15,374	16,209	14,990	15,008	17,438	18,082	17,625	17,608	17,998	17,846	18,181	16,120	17,077	17,814	18,629	18,845	19,061	19,277	19,493	19,709	
March	14,580	14,843	15,290	16,095	14,964	14,665	17,395	18,233	17,573	17,666	18,089	17,898	17,860	16,085	16,992	18,075	18,647	18,863	19,079	19,295	19,511	19,727	
April	14,769	14,937	15,570	16,172	15,124	14,850	17,604	18,703	17,815	17,798	18,227	17,977	17,331	16,250	17,059	18,206	18,665	18,881	19,097	19,313	19,529	19,745	
May	14,880	15,146	15,694	16,062	15,132	15,074	17,593	18,693	17,769	17,652	17,945	17,817	16,694	16,476	17,229	18,267	18,683	18,899	19,115	19,331	19,547	19,763	
June	14,700	15,025	15,564	15,554	14,832	14,825	17,340	18,813	17,973	17,963	17,972	17,942	16,552	16,560	17,129	18,213	18,701	18,917	19,133	19,349	19,565	19,781	
July	14,868	15,195	15,807	15,519	14,879	14,879	17,522	18,870	18,130	18,180	18,005	18,002	16,511	16,638	17,109	18,397	18,719	18,935	19,151	19,367	19,583	19,799	
August	15,100	15,385	15,829	15,240	14,675	16,103	17,549	18,806	17,919	18,051	17,751	18,090	16,367	16,655	17,274	18,375	18,737	18,953	19,169	19,385	19,601	19,817	
September	14,850	15,285	16,025	15,172	14,724	16,412	17,605	18,549	18,026	18,179	17,865	17,856	16,215	16,698	17,432	18,380	18,755	18,971	19,187	19,403	19,619	19,835	
October	14,836	15,381	16,311	15,271	14,856	16,993	17,880	18,430	18,127	18,348	17,943	17,947	16,311	16,821	17,480	18,557	18,773	18,989	19,205	19,421	19,637	19,853	
November	15,025	15,340	16,460	15,205	14,625	17,168	17,848	17,981	17,573	17,973	17,666	18,060	16,165	16,982	17,521	18,575	18,791	19,007	19,223	19,439	19,655	19,871	
December	14,716	15,199	16,204	15,062	14,654	17,235	17,874	17,707	17,537	18,078	17,799	17,759	16,094	17,023	17,648	18,593	18,809	19,025	19,241	19,457	19,673	19,889	
Net Ann. Inc.	401	483	1,005	-1,142	-408	2,581	639	-167	-170	541	-279	-40	-1,665	929	625	945	216	216	216	216	216	216	216
Ave. Mo. Inc.	33	40	84	-95	-34	215	53	-14	-14	45	-23	-3	-139	77	52	79	18	18	18	18	18	18	18

MONTHLY POPULATION AVERAGES - OCTOBER 2023

Unit/Center	10/2	10/3	10/4	10/5	10/6	10/9	10/10	10/11	10/12	10/13	10/16	10/17	10/18	10/19	10/20	10/23	10/24	10/25	10/26	10/27	10/30	10/31	AVG	
Benton	351	354	356	354	354	352	350	350	350	349	348	349	348	347	349	350	350	347	354	352	352	352	351	
Cummins	1,997	2,004	2,003	2,001	1,996	1,995	1,993	1,993	1,996	1,999	2,008	2,003	2,000	2,001	2,000	1,983	1,986	1,982	1,981	1,980	1,984	1,983	1,994	
Delta	622	622	620	621	621	617	616	617	612	620	618	614	619	624	627	629	629	628	629	629	627	626	622	
East AR Reg	1,643	1,645	1,640	1,639	1,642	1,645	1,644	1,643	1,646	1,649	1,649	1,649	1,649	1,642	1,651	1,656	1,654	1,652	1,657	1,658	1,653	1,639	1,648	
Ester	547	559	565	576	566	561	555	557	556	565	565	566	563	562	567	567	561	565	566	583	594	604	567	
Grimes	1,091	1,083	1,090	1,090	1,089	1,089	1,088	1,087	1,085	1,083	1,082	1,082	1,082	1,081	1,093	1,093	1,095	1,093	1,092	1,093	1,093	1,093	1,089	
Max Sec	585	585	584	584	583	582	582	582	583	581	580	581	581	581	581	581	581	581	581	581	581	580	582	
McPherson	1,049	1,052	1,051	1,052	1,051	1,047	1,049	1,049	1,044	1,050	1,050	1,052	1,053	1,056	1,053	1,044	1,053	1,053	1,053	1,052	1,048	1,050	1,051	
MCWRC	186	186	186	186	185	184	183	186	186	186	186	184	184	184	184	184	184	184	186	185	179	179	184	
N Central	869	872	871	872	871	871	869	870	869	866	864	862	862	870	870	868	866	866	866	866	865	870	868	
NWAWRC	100	100	100	100	100	100	100	100	100	100	100	100	100	100	100	100	100	99	100	100	100	100	100	
Ouachita River	1,868	1,857	1,863	1,857	1,853	1,843	1,857	1,866	1,860	1,864	1,861	1,855	1,863	1,865	1,862	1,873	1,933	1,931	1,930	1,920	1,927	1,928	1,879	
Randall L Williams	546	544	543	531	533	523	545	543	534	531	539	535	530	533	529	535	535	534	538	543	529	543	536	
Pine Bluff	536	534	534	541	534	531	533	534	543	540	540	541	540	530	533	531	538	541	540	544	542	542	537	
PB Reentry	53	53	53	52	52	52	52	52	52	52	52	50	51	51	51	51	51	50	53	52	52	52	52	
TRCC	132	132	131	133	133	133	133	133	132	132	131	131	131	131	132	132	130	130	129	129	128	127	131	
Tucker	838	845	855	852	868	865	885	881	878	879	868	876	876	875	878	877	905	934	968	971	969	969	891	
Varner	1,694	1,694	1,693	1,693	1,696	1,698	1,697	1,697	1,696	1,695	1,693	1,694	1,701	1,701	1,701	1,701	1,701	1,697	1,695	1,693	1,693	1,698	1,696	
Wrightsville	848	839	842	844	850	860	861	856	856	861	860	860	856	859	860	861	861	856	856	854	856	858	855	
WR Hawkins-Females	256	254	256	255	254	254	254	255	255	255	255	255	256	256	256	256	256	254	254	254	254	253	255	
WR Hawkins-Males	196	195	195	195	198	198	200	200	200	199	199	199	197	198	200	200	200	200	200	199	199	199	198	
Total ADC	16,007	16,009	16,031	16,028	16,029	16,000	16,046	16,051	16,033	16,056	16,048	16,038	16,042	16,047	16,077	16,072	16,169	16,177	16,228	16,238	16,224	16,245	16,086	
ALETA	18	18	18	18	18	18	18	18	18	18	18	18	18	18	18	18	18	18	18	18	18	18	18	
Ar State Police	58	58	58	58	58	60	60	60	60	60	60	60	64	64	63	63	63	63	63	63	63	63	63	61
Co Jail / M	1,914	1,899	1,913	1,916	1,906	1,934	1,893	1,916	1,926	1,911	1,892	1,906	1,905	1,912	1,900	1,913	1,813	1,814	1,786	1,780	1,778	1,753	1,876	
Co Jail / F	102	105	100	106	109	117	117	117	124	119	116	117	122	132	141	145	143	148	149	154	160	160	127	
Total Co Jail BK	2,016	2,004	2,013	2,022	2,015	2,051	2,010	2,033	2,050	2,030	2,008	2,023	2,027	2,044	2,041	2,058	1,956	1,962	1,935	1,934	1,938	1,913	2,003	
309/M	177	181	181	181	181	181	181	181	180	180	178	177	177	176	175	176	176	175	176	176	176	175	178	
309/F	115	115	115	115	115	114	114	114	114	114	115	115	114	112	112	112	112	112	111	112	112	112	113	
Total Act 309	292	296	296	296	296	295	295	295	294	294	293	292	291	288	287	288	288	287	287	288	288	287	291	
Total Non ADC	2,384	2,376	2,385	2,394	2,387	2,424	2,383	2,406	2,422	2,402	2,379	2,393	2,400	2,414	2,409	2,427	2,325	2,330	2,303	2,303	2,307	2,281	2,373	
Total	18,391	18,385	18,416	18,422	18,416	18,424	18,429	18,457	18,455	18,458	18,427	18,431	18,442	18,461	18,486	18,499	18,494	18,507	18,531	18,541	18,531	18,526	18,459	

FISCAL YEAR 2023 COUNTY JAIL BACKUP - OCTOBER 2023

DAY		Jul-23		Aug-23		Sep-23		Oct-23
1	*	2,053		2,207		2,062	*	2,009
2	*	2,053		2,206	*	2,062		2,016
3		2,073		2,202	*	2,062		2,004
4		2,077		2,218		2,052		2,013
5		2,077	*	2,218		2,052		2,022
6		2,085	*	2,218		2,054		2,015
7		2,120		2,163		2,028	*	2,015
8	*	2,120		2,156		2,044	*	2,015
9	*	2,120		2,137	*	2,044		2,051
10		2,139		2,132	*	2,044		2,010
11		2,103		2,127		2,030		2,033
12		2,087	*	2,127		2,021		2,050
13		2,103	*	2,127		1,989		2,030
14		2,111		2,119		2,019	*	2,030
15	*	2,111		2,116		2,046	*	2,030
16	*	2,111		2,120	*	2,046		2,008
17		2,106		2,122	*	2,046		2,023
18		2,114		2,147		2,030		2,027
19		2,144	*	2,147		2,000		2,044
20		2,146	*	2,147		1,999		2,041
21		2,153		2,104		2,046	*	2,041
22	*	2,153		2,101		2,057	*	2,041
23	*	2,153		2,111	*	2,057		2,058
24		2,146		2,118	*	2,057		1,956
25		2,150		2,152		2,035		1,962
26		2,182	*	2,152		2,026		1,935
27		2,212	*	2,152		1,992		1,934
28		2,225		2,155		1,981	*	1,934
29	*	2,225		2,154		2,009	*	1,934
30	*	2,225		2,118	*	2,009		1,938
31		2,187		2,099				1,913
Avg Daily Backup		2,131		2,147		2,033		2,004

Notes: Totals do not include 309 Contracts in County Jails (maximum of 336)

County Jail Back-up Average for September 2023 - 2,033

County Jail Back-up Fiscal Year Average as of September 30, 2023 - 2,104

Short-Term Revocation Program Average for August 2023 - 324

Short-Term Revocation Program Fiscal Year Average as of September 30, 2023 - 384

STTG UNIT COUNTS – OCTOBER 2023

Unit	Beginning Total	Confirmed	Suspected	In	Out	Paroled	Removed	Ending Total	Total Unit Population	Unit % of STTG's
Benton	92	0	0	3	2	8	0	85	342	24.85%
Cummins	675	0	0	56	50	0	0	681	1,993	34.17%
Delta	218	0	0	23	15	0	0	226	626	36.10%
EARU	714	0	0	58	25	12	0	732	1,658	44.15%
Ester	111	0	0	65	9	8	0	159	612	25.98%
Grimes	399	6	0	20	17	6	0	402	1,087	36.98%
Hawkins	39	0	0	0	3	0	0	36	453	7.95%
Max	289	0	0	17	6	0	0	300	585	51.28%
McPherson	52	0	0	0	1	3	0	48	1,049	4.58%
MCWR	47	0	0	0	0	0	0	47	185	25.41%
NCU	271	0	0	25	19	11	0	266	866	30.72%
NWAWR	22	0	0	3	1	0	0	24	100	24.00%
ORCU	334	0	0	30	17	10	0	337	1,570	21.46%
ORCU Intake	81	153	0	0	126	0	0	108	347	31.12%
Pine Bluff	158	5	0	19	16	5	0	161	589	27.33%
RLW	198	0	0	32	25	6	0	199	547	36.38%
TWR	38	0	0	1	1	0	0	38	127	29.92%
Tucker	237	0	0	55	5	13	0	274	971	28.22%
Varner	742	0	0	56	49	5	0	744	1,700	43.76%
Wrightsville	255	0	0	4	6	3	0	250	857	29.17%
Total	4,972	164	0	467	393	90	0	5,117	16,264	31.46%

ORCU Intake brought in 153 new STTG members into ADC last month.

STTG DISCIPLINARY REPORT – OCTOBER 2023

Unit	STTG Incidents	STTG Suspected Incidents	Total Unit Disciplinary	Disciplinary Involving STTG	Percentage
Benton	0	0	9	3	33.33%
Cummins	0	0	370	212	57.30%
Delta	0	0	210	108	51.43%
EARU	0	0	197	119	60.41%
Easter	0	0	53	16	30.19%
Grimes	0	0	172	82	47.67%
Hawkins	0	0	1	0	0.00%
Max	0	0	81	48	59.26%
McPherson	0	0	160	9	5.63%
MCWR	0	0	1	0	0.00%
NCU	6	0	119	67	56.30%
NWAWR	0	0	1	0	0.00%
ORCU	0	0	145	66	45.52%
ORCU Intake	0	0	8	5	62.50%
Pine Bluff	0	0	85	35	41.18%
RLW	0	0	110	55	50.00%
TWR	0	0	1	0	0.00%
Tucker	0	0	98	43	43.88%
Varner	0	0	438	233	53.20%
Wrightsville	0	0	323	141	43.65%
Total	6	0	2,582	1,242	48.10%

STTG COUNTS BY STTG SET – OCTOBER 2023

STTG Set	Benton	Cummins	Delta	EARU	Ester	Grimes	Hawkins	Max	McPherson	MCWR	NCU	NWAWR	ORCU	Intake	PB	RLW	TWR	Tucker	Vарner	Wrightsville	Total
Asian	2	1	0	0	2	0	0	0	0	0	0	0	0	0	0	1	0	1	1	0	8
Bloods	18	149	47	151	28	87	6	67	5	4	47	4	47	15	31	31	11	36	163	49	996
Crips	9	76	30	88	22	46	5	43	3	5	28	2	34	10	22	23	3	22	112	32	615
Folk	3	65	0	60	30	36	7	36	2	1	16	8	13	8	10	13	2	15	80	22	427
GD	23	155	58	186	8	86	1	69	11	12	68	0	69	20	37	42	7	65	150	50	1,117
Mexican	2	23	6	20	5	15	1	5	2	4	6	1	15	6	7	9	0	10	24	12	173
Motorcycle	0	5	1	1	0	0	0	2	1	0	2	0	2	0	0	0	0	2	1	1	18
Other	5	8	6	21	3	12	1	7	5	1	9	0	23	3	3	9	1	19	17	10	163
People	1	34	5	32	5	18	2	17	2	1	16	0	8	6	10	8	1	12	14	7	199
Unknown	0	10	0	7	3	1	2	1	0	0	1	0	0	12	0	0	2	2	10	6	57
W/S	12	67	50	46	49	39	5	9	5	11	24	6	79	11	21	31	5	41	78	32	621
AB	0	11	1	8	0	3	0	2	1	1	8	1	5	3	1	2	0	5	18	2	72
AC	0	8	5	16	1	9	0	6	2	1	3	1	4	3	0	4	1	6	12	1	83
NAE	5	37	7	39	1	22	2	19	7	4	14	0	13	6	7	13	2	19	28	10	255
WAR	5	32	10	57	2	28	4	17	2	2	24	1	25	5	12	13	3	19	36	16	313
Total	85	681	226	732	159	402	36	300	48	47	266	24	337	108	161	199	38	274	744	250	5,117

Key:

GD = Gangster Disciples

W/S = White Supremacist

NAE = New Aryan Empire

WAR = White Aryan Resistance

AC = Aryan Circle

AB = Aryan Brotherhood

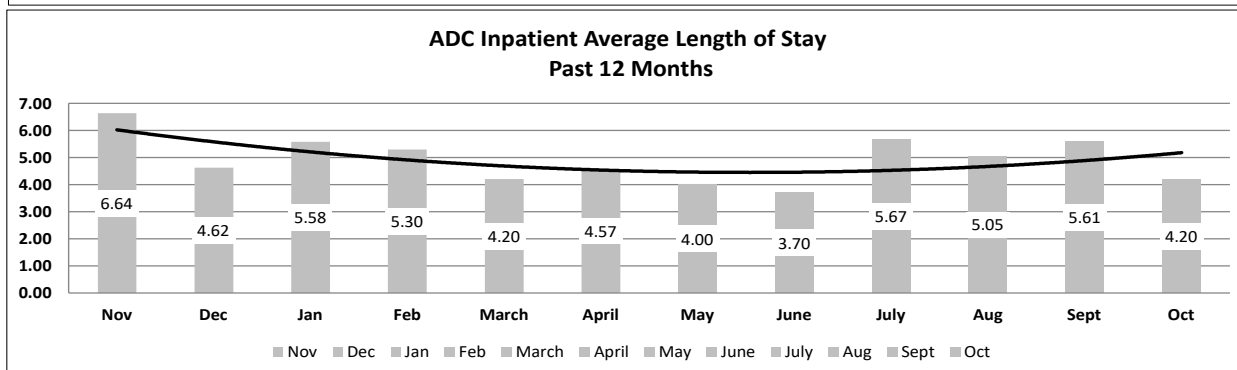
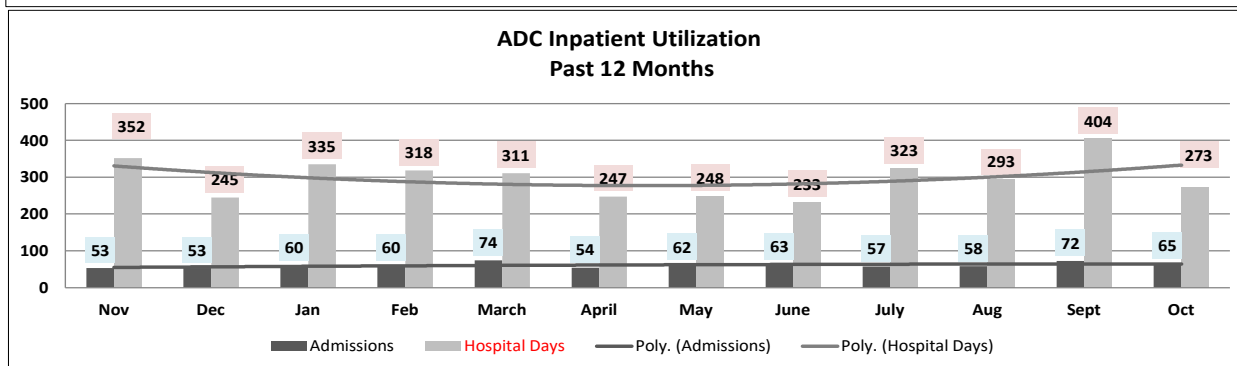
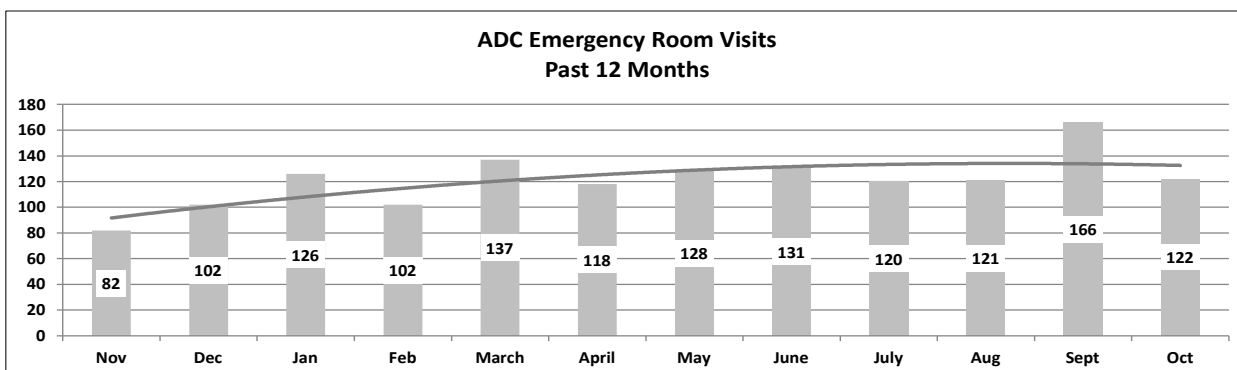
ADC INPATIENT AND EMERGENCY ROOM UTILIZATION

ADC Inpatient Statistics Past 12 Months

	2022		2023										Average
	Nov	Dec	Jan	Feb	March	April	May	June	July	Aug	Sept	Oct	
Admissions	53	53	60	60	74	54	62	63	57	58	72	65	60.9
Hospital Days	352	245	335	318	311	247	248	233	323	293	404	273	298.5
Average Length of Stay	6.64	4.62	5.58	5.30	4.20	4.57	4.00	3.70	5.67	5.05	5.61	4.20	4.90

ADC ER Visits Past 12 Months

	2022		2023										Average
	Nov	Dec	Jan	Feb	March	April	May	June	July	Aug	Sept	Oct	
Emergency Room Visits	82	102	126	102	137	118	128	131	120	121	166	122	121.3



MEDICAL GRIEVANCE BOARD REPORT – OCTOBER 2023

Unit	<i>Acknowledged/Received</i>	<i>Rejected</i>	<i>Reviewed & Signed by Dep Director</i>	<i>With Merit</i>	<i>With Merit, but Resolved</i>	<i>% With Merit</i>	<i>Without Merit</i>
Benton	0	0	0	0	0	0.00%	0
CMU	0	0	0	0	0	0.00%	0
Cummins	10	0	3	0	1	33.33%	2
Delta	7	0	4	0	0	0.00%	4
EARU	6	0	5	0	0	0.00%	5
EARU Max	20	1	19	2	0	10.53%	17
Ester	2	0	2	0	0	0.00%	2
Grimes	4	1	7	2	0	28.57%	5
Hawkins	0	0	0	0	0	0.00%	0
McPherson	4	3	2	0	0	0.00%	2
MCWRC	0	0	0	0	0	0.00%	0
MSU	9	0	10	2	0	20.00%	8
North Central	14	0	4	1	0	25.00%	3
NWAWRC	0	0	0	0	0	0.00%	0
Ouachita	19	1	9	0	1	11.11%	8
Pine Bluff	0	0	0	0	0	0.00%	0
Randall L. Williams	0	1	0	0	0	0.00%	0
SNN	1	0	0	0	0	0.00%	0
TRCC	0	0	0	0	0	0.00%	0
Tucker	4	0	3	0	0	0.00%	3
Varner	4	1	4	0	0	0.00%	4
Varner Super Max	7	2	7	0	0	0.00%	7
WRU	2	1	2	0	0	0.00%	2
WHM	1	1	1	0	0	0.00%	1
WWR	0	0	0	0	0	0.00%	0
Total	114	12	82	7	2	10.98%	73

CHAPLAINCY

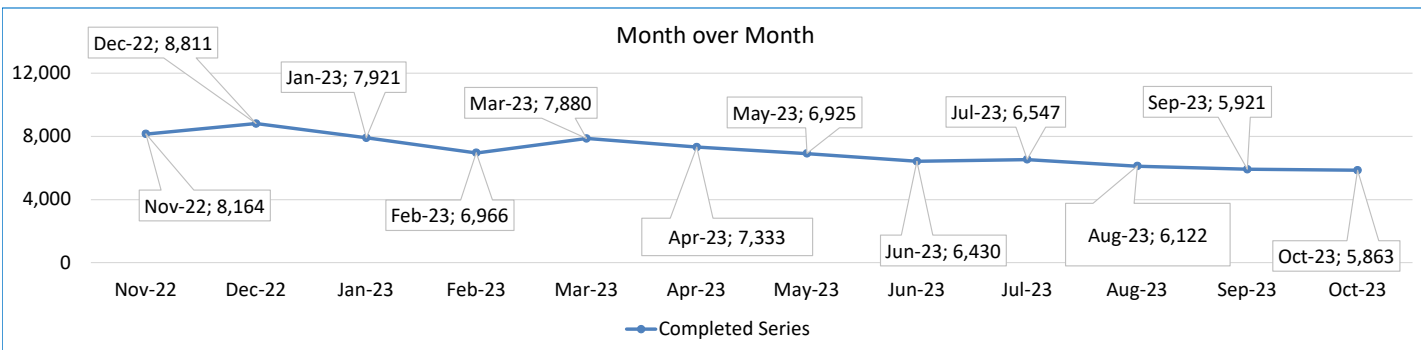
Month: October Year: 2023	CUMMINS	DELTA REGIONAL	EAST ARKANSAS	EAST ARKANSAS MAX	ESTER	GRIMES	HAWKINS	MAXIMUM	MCPHERSON	NORTH CENTRAL	OUACHITA RIVER	PINE BLUFF	RANDALL L. WILLIAMS	TUCKER	VARNER	VARNER MAX	WRIGHTSVILLE	TOTAL
Services Chaplains Oversaw																		
Christian																		
Population	9	8	4	0	4	7	2	3	8	8	5	8	3	3	14	0	1	87
Segregation	0	0	0	0	0	0	0	3	0	0	0	0	0	0	0	0	0	3
Muslim																		
Population	1	4	4	0	4	4	0	5	5	4	4	3	5	0	4	0	0	47
Segregation	0	0	0	0	0	0	0	5	0	0	0	0	0	0	0	0	0	5
142																		
Volunteers in Charge																		
Protestant	30	0	9	0	9	17	7	15	15	8	6	1	4	19	0	0	11	151
Catholic	2	1	0	0	0	0	4	0	2	5	3	1	1	1	4	0	4	28
Muslim	1	0	0	0	0	4	1	2	5	0	4	0	0	0	0	0	2	19
Other	2	2	1	0	1	5	0	3	6	3	5	0	0	0	16	0	0	44
Baptism	0	0	0	0	0	0	0	0	0	0	0	0	0	5	0	0	0	5
Marriages																		
	0	0	0	0	0	0	1	0	1	0	0	0	0	0	0	0	0	2
Distributed by Chaplains																		
Greeting Cards	29	1	32	0	32	32	0	24	0	46	50	64	7	45	27	327	0	716
Bibles, Quran, Torah, Etc.	76	24	20	48	20	23	30	14	42	21	350	12	11	6	20	23	25	765
Study Course	20	0	57	8	57	2	0	11	2	0	30	14	5	25	20	7	0	258
Writing Supplies	0	0	30	0	30	123	50	61	0	0	250	0	0	5	0	0	0	549
Literature	1,187	117	275	781	275	33	175	38	279	588	325	223	31	150	1,070	68	150	5,765
Chaplain's Visits																		
Barracks	64	13	24	12	24	12	24	24	104	52	44	97	36	93	176	8	14	821
Approximate Hours Spent in Barracks	43	21	6	2	6	14	1	8	25	13	22	10	21	23	44	2	29	290
Inmate Office visits	21	209	31	3	31	19	47	8	30	149	41	48	17	186	56	0	14	910
Other Office visits	13	20	10	4	10	19	8	4	42	0	46	80	5	44	40	2	5	352
Hospital	0	0	0	0	0	0	0	1	0	0	13	0	0	0	0	0	2	16
Infirmery/Sick Call	5	2	4	0	4	4	0	10	8	7	4	0	1	2	1	1	3	56
Restrictive/Punitive Housing	14	4	4	15	4	5	4	5	16	5	15	3	3	9	1	1	3	111
PC - DRU	2																	2
Visitation Days	0	0	0	0	0	0	0	2	0	0	0	0	0	0	0	0	0	2
Volunteer Visits																		
RCV	0	0	0	0	0	18	12	2	4	0	2	10	0	0	0	0	0	48
OCV	37	9	0	0	0	6	15	22	18	47	68	0	20	58	0	0	2	302
Spiritual Advisor	0	0	0	0	0	0	0	0	0	0	0	0	0	0	0	0	0	0
CRA	36	5	10	1	10	15	55	44	45	99	95	10	43	73	57	11	33	642
Religious Volunteer Hours																		
Volunteer Hours	294	14	88	5	88	150	82	130	219	627	930	43	72	889	196	27	66	3,920
Denominational/Volunteer Chaplain Hours	16	3	71	0	71	239	53	31	16	227	59	24	0	44	99	8	30	991
4,911																		
Other Activities of Chaplain																		
Counseled Employees	3	22	7	0	7	0	4	1	0	0	22	0	6	16	27	0	0	115
Orientation Sessions	2	0	0	0	0	0	0	0	0	0	0	0	0	0	0	0	0	2
Free World Devotions	0	0	4	0	4	0	0	0	0	0	0	0	0	4	9	0	0	21
Spoke in Churches	8	4	3	0	3	0	2	1	0	0	3	0	1	4	9	0	4	42
Crisis Intervention Sessions	18	6	0	0	0	0	2	1	0	0	14	12	13	8	2	4	6	86
Marriage Counseling	1	0	0	0	0	0	0	0	1	0	0	0	0	1	0	0	1	4
Denominational Meeting	0	0	1	0	1	1	0	0	0	0	0	0	0	0	0	0	0	3
Chaplain's Meeting	1	1	3	0	1	0	3	0	0	1	1	1	1	1	1	0	1	16
Volunteer Training Session	0	0	0	0	0	0	1	0	0	0	0	0	0	0	0	0	0	1
Chaplain Transfers																		
	0	0	0	0	0	0	0	0	0	0	0	1	0	0	0	0	0	1
Chaplain Promotions																		
	0	0	0	0	0	0	0	0	0	0	0	0	0	0	0	0	0	0
PAL PROGRAM																		
Enrolled at start of month	60	24	52	0	58	49	19	16	55	66	33	0	0	57	46	0	24	559
Enrolled during the month	5	2	3	0	0	6	1	2	14	4	2	0	0	5	9	0	0	53
Removed From PAL Program																		
# Paroled	0	0	2	0	0	0	1	0	2	0	0	0	0	4	0	0	0	9
# Completed	1	0	0	0	0	0	0	0	2	0	2	0	0	1	4	0	1	11
# Withdrew	0	0	0	0	0	2	0	0	1	1	0	0	0	2	0	0	0	6
# Removed	0	2	0	0	0	3	0	0	5	1	1	0	0	0	0	0	0	12
# Transferred	4	0	1	0	0	1	3	0	3	2	0	0	0	0	1	0	0	15
Total Removed from PAL Program	5	2	3	0	0	6	4	0	13	4	3	0	0	7	5	0	1	53
Total Enrolled at the End of the Month	60	24	52	0	58	49	16	18	56	66	32	0	0	55	50	0	23	559
Volunteers In PAL																		
	19	0	13	0	6	19	15	7	15	15	5	0	0	7	2	0	6	129
Special Events:																		
	2	2	1	0	0	1	1	2	0	0	1	0	2	2	0	0	0	14

SECURUS VIDEO VISITATION REPORT OCTOBER 2023

AR-DOC SVV Activity Tracker

Total ADP 16,405

Total Visits by Month	Nov-22	Dec-22	Jan-23	Feb-23	Mar-23	Apr-23	May-23	Jun-23	Jul-23	Aug-23	Sep-23	Oct-23
Total (Includes SuperMax)	8,164	8,811	7,921	6,966	7,880	7,333	6,925	6,430	6,547	6,122	5,921	5,863
Target Objective	15,587	15,587	15,587	15,587	15,587	15,587	15,587	15,587	15,587	15,587	15,587	15,587



Completed Visits

Site	Current Month	Previous Month
Benton	82	116
Cummins	531	564
Delta Regional	246	308
East Arkansas Regional	492	470
Ester	377	350
Grimes	528	473
J Aaron Hawkins Sr.	373	429
Tucker Max	319	305
Mcperson	325	287
Mississippi County WRC	73	84
North Central	442	468
NW Arkansas WRC	13	8
Ouachita River	561	613
Pine Bluff Complex	153	180
Randall L Williams	110	98
State Police Barracks	51	57
Texarkana Regional	19	12
Tucker Unit	240	180
Varner	699	705
Wrightsville Unit	201	189
Pine Bluff Re-Entry	28	25
Tucker Re-entry	0	0
Total:	5,863	5,921

Missed by Inmate

Site	Current Month	Previous Month
Benton	3	4
Cummins	23	31
Delta Regional	3	4
East Arkansas Regional	16	13
Ester	1	12
Grimes	20	8
J Aaron Hawkins Sr.	5	4
Tucker Max	8	13
Mcperson	7	10
Mississippi County WRC	2	3
North Central	6	5
NW Arkansas WRC	2	0
Ouachita River	18	17
Pine Bluff Complex	6	4
Randall L Williams	0	1
State Police Barracks	3	5
Texarkana Regional	1	2
Tucker Unit	3	1
Varner	35	14
Wrightsville Unit	10	7
Pine Bluff Re-Entry	1	0
Tucker Re-entry	0	0
Total:	173	158

**SECURUS TABLET REPORT
OCTOBER 2023**

Agency Name	Personal Tablets (All)	\$0	\$5	Community / Inventory	Officer	Total
AR DOC - BENTON UNIT	352	100	252	190	8	550
AR DOC - CUMMINS UNIT	1,273	915	358	683	14	1,970
AR DOC - DELTA REGIONAL UNIT	427	257	170	296	20	743
AR DOC - EAST ARKANSAS REGIONAL UNIT	819	552	267	773	10	1,602
AR DOC - ESTER UNIT	533	356	177	281	20	834
AR DOC - GRIMES UNIT	660	399	261	734	14	1,408
AR DOC - J AARON HAWKINS SR CENTER FOR W	420	242	178	180	19	619
AR DOC - MCPHERSON UNIT	775	491	284	170	21	966
AR DOC - MISSISSIPPI COUNTY WORK RELEASE	180	35	145	147	9	336
AR DOC - NORTH CENTRAL UNIT	615	379	236	208	10	833
AR DOC - NW ARKANSAS WORK RELEASE CENTER	100	32	68	165	8	273
AR DOC - OUACHITA RIVER UNIT	1,231	797	434	677	14	1,922
AR DOC - PINE BLUFF RE-ENTRY CENTER	52	8	44	20	0	72
AR DOC - PINE BLUFF UNIT	441	300	141	222	9	672
AR DOC - RANDALL L WILLIAMS FACILITY	393	226	167	269	15	677
AR DOC - STATE POLICE BARRACKS	63	40	23	13	3	79
AR DOC - TEXARKANA REGION CORRECTION CEN	126	35	91	99	10	235
AR DOC - TUCKER MAXIMUM SECURITY UNIT	231	150	81	343	14	588
AR DOC - TUCKER RE-ENTRY CENTER	0	0	0	45	2	47
AR DOC - TUCKER UNIT	795	542	253	464	11	1,270
AR DOC - VARNER UNIT	812	580	232	702	21	1,535
AR DOC - WRIGHTSVILLE UNIT	630	439	191	631	9	1,270
	10,928	6,875	4,053	7,312	261	18,501

CONSTRUCTION BUDGET / STATUS REPORT - NOVEMBER 8, 2023 — [Page 1 of 2]

Fund	Project Description	Approved Budget	Actual Budget Spent	Available Budget	\$ % Complete	Construction % Complete	Notes
700483A	EARU Max Rec Expanded Metal Rec Yard	879,000	856,445	22,555	97%	97%	Construction of the Rec Pens at EARU began on 1/03/2022. We are making great progress with this project. The funds spent on this project is reflective of the engineering fees, material and construction of the panels. Panels are erected and final walk throughs performed. Waiting on Locks from the vendor. Once received the project should deliver to the unit.
700483A NDC0200	Tucker Max Expanded Metal Rec Yard	8,160,845	1,142,834 -	7,018,011	14%	13%	Final plans submitted to DBA for approval on pre-cast pens. The funds spent on this project is reflective of engineering fees and the material needed to construct the rec pen panels.
700483A	Cummins Expanded Metal Rec Yard	368,617	72,760	295,857	20%	15%	We are constructing the panels on-site. Funds spent on this project is reflective of engineering fees spent against this portion of the overall project. This project is being finalized with the design team and will be submitted to DBA in the following weeks for review and approval.
2ZV	Fire Suppression	941,252	-	941,252	0%	0%	Vendor has assessed all units and scheduling is being established
HCA0100 NDC0200	Entegrity Energy Improvements NCU Water Conservation	2,490,173	924,851 1,163,469	401,854	84%	84%	All of the water project is complete inside the unit. The only remaining item left is the automatic bar screen. They are currently working on that project.
7004820	Lethal Fence Control for Cummins, Varner SuperMax, Tucker Max, & EARU	1,490,000	993,040	496,960	67%	94%	Material and part delays has driven the delay on project. Funds spent on this project is reflective of design fees and payment for equipment to vendor. The EARU lethal fence upgrade element is complete. Cummins, Max and Varner installation has been completed. Some control work to finish up and training.
7004810	Administrative East Roof Replacement	2,191,441	2,014,962	176,479	92%	100%	Project Scope has been completed. We are awaiting the manufacturer to have their site visit to issue the warranty. We are working with the WD&D and the contractor on liquidatable damages on exceeding days toward completion. Also, we are working with both parties to close out the insurance claims that were experienced during the project.
7004810	Central Warehouse Roof Replacement	385,816	240,200	145,616	62%	100%	
7004810	RLW Roof Replacement	2,722,743	2,364,315	358,427	87%	100%	
865C 7004820 KBR4Q95	NCU Perimeter Security	600,000	20,625 525,861 6,275	47,239	92%	99%	All equipment for NCU and cameras are operational. Walkthrough at NCU has been completed and vendor is working that punch list.
KBR4N98	Max Re-Entry Generator Project	135,000	16,635	118,365	12%	10%	Plans submitted to DBA. We have received our notice to proceed on this project. Funds spent are reflective of engineering fees and site work at location.
NDC0300	Mississippi County 50 Bed Expansion	2,300,000	98,971	2,201,029	4%	3%	The design firm has completed the final design for review. Documents are at DBA for final review. Fees are reflective of design fees allowed under the state contract. Being prepared to be put out to bid.
KBR4Q95	NCU Generator	202,000	177,350	24,650	88%	14%	DBA Approved. Generator has arrived. Funds spent on this project is on-call design fees, generator cost and material needed once we are ready for installation. This project is on hold.
7004811	Tucker Riot Gates	700,000	40,154	659,846	6%	0%	Documents are at DBA under review. Fees are reflective of design fees allowed under the state contract.
7004812	Tucker School Project	3,000,000	15,250	2,984,750	1%	0%	Design and development phase of this project has been completed. DBA has reviewed the design and answers have been given to complete review. DBA preparing bid documents to be sent out for bidding.
KBSHW18	Tucker Water Treatment	1,093,848	173,830	920,018	16%	12%	The original blueprints has been completed and approved. The detail drawings are complete. Submittals has been presented to DBA for final approval. We are awaiting guidance for notice to proceed utilizing the ARPA funds awarded. The funds spent on this project is reflective of engineering and design fees.



CONSTRUCTION BUDGET / STATUS REPORT - NOVEMBER 8, 2023 — [Page 2 of 2]

Fund	Project Description	Approved Budget	Actual Budget Spent	Available Budget	\$ % Complete	Construction % Complete	Notes
<u>Telephone Projects</u>							
Maintenance & Operations	AC All Units	70,000	33,466	36,534	48%	45%	repairing & replacing daily.
	ACA	100,000	9,061	90,939	9%	9%	Working with Central Office/AE, Max, TA, Grimes, McPherson, Cummins & ORCU
	ADA	10,000	0	10,000	0%	0%	on-going
	Additional Metal Fab	15,000	2,383	12,617	16%	15%	on-going
	Boiler Fund	60,500	0	60,500	0%	0%	on-going
	Camera Equipment	320,000	14,253	305,747	4%	28%	cameras as requested/approved.
	Fasttop	15,000	0	15,000	0%	0%	on-going
	Fire Alarm	41,000	23,201	17,799	57%	53%	on-going
	Gates and Fences	25,000	8,013	16,987	32%	32%	on-going
	Locks and Riot Gates	90,000	51,436	38,564	57%	55%	on-going
	Metal Ceilings	20,000	0	20,000	0%	0%	on-going
	ORCU Gravel Pit	15,000	3,931	11,069	26%	26%	on-going
	Stainless Steel	20,000	0	20,000	0%	0%	on-going
	Subtotal	\$ 801,500	\$ 145,745	\$ 655,755			

Capital Projects FY23 Carry Forward	Dog Kennel/Horse Stable Malvern	58,000	18,520	39,480	32%	85%	Dog Kennel is complete. Most all of the work on the horse barn has been performed. Project is set to deleiver within the next two weeks.				
	Emergency Generator - All Units	100,000	27,929	72,071	28%	28%	on-going				
	Roof Repair-Benton	910,700	0	616,261	32%	20%	Need repairs at Delta, Varner, Tucker Max and Tucker, Wrightsville, Pine Bluff, Cummins, NWAWR.				
	Roof Repair-Central Office		0								
	Roof Repair-Central Warehouse		0								
	Roof Repairs-Cummins		0								
	Construction/Maintenance		0								
	Roof Repairs-Delta		3,993								
	Roof Repairs-East Arkansas		53,724								
	Roof Repairs-Max		103,794								
	Roof Repair-Malvern		0								
	Roof Repair - NWAWR		0								
	Roof Repair - PBU		11,009								
	Roof Repair - RLW		0								
	Roof Repairs-Tucker		53,198								
	Roof Repairs-Varner		52,625								
	Roof Repairs-Wrightsville		16,096								
	Subtotal		\$ 1,068,700					\$ 340,889	\$ 727,811		

Architect Fees	30,000	23,064	6,937	77%
Total	\$ 1,900,200	\$ 509,698	\$ 1,390,502	