



DIVISION OF CORRECTION BOARD REPORT

May 2025

Dexter Payne
Director



POPULATION REPORT

RESEARCH/PLANNING

April 2025 Admissions and Releases – Admissions for April 2025 totaled 494 (412-males and 82-females) while releases totaled 510 (451-males and 59 females) for a net decrease of 16 inmates.

Inmate Population Growth/Projection – At the end of April 2025, the jurisdictional population for the Division of Correction totaled 18,756, representing an decrease of 88 inmates since the first of January 2025. At reporting time, calendar year 2025 has seen a decrease of 22 inmates per month, which is down from an average monthly increase of 28 inmates per month during calendar year 2024.

Average County Jail Backup – The backup in the county jails averaged 1,630 inmates per day during the month of April 2025, which was down from the per-day average of 1,663 inmates during the month of March 2025. Of the 1,630 average, short-term revocations accounted for 149 (105 males and 44 females) during the month.

INSTITUTIONS

INMATE INSTITUTIONAL GRIEVANCES

Inmate Formal/Informal Grievances: During April, a total of 1,210 formal grievances and 1,440 informal grievances were filed at various ADC Facilities.

Institutional Grievances Appeals: There was a total of 462 appeals of institutional grievances received in April. Of those, 329 were acknowledged and 134 were rejected for various reasons. Of the total, 319 appeals answered, 318 had no merit and 1 had merit.

Resident Formal/Informal Grievances: During April, a total of 40 formal grievances and 132 informal grievances were filed at various Residential Centers.

Institutional Grievances Appeals: There was 39 appeals of institutional grievances received in April. Of those, 22 was acknowledged and 17 was rejected for various reasons, 2 had no merit.

FARM DIVISION

Row Crop Division - April had heavy rains that caused some damage to crops, insurance claims were made.

Beef Herd Division- Calving season is almost completed and we are preparing to hay season.

Dairy Division- New dairy heifers are starting to calve.

Poultry Division- has been making preparations for a new batch of chicks to be delivered.

REGIONAL MAINTENANCE HOURS

Regional Maintenance Hours	April 2025
Benton Unit	5,290
Delta Regional Unit	3,600
East Arkansas Regional Unit	2,456
Grimes Unit	3,848
McPherson Unit	2,256
Mississippi County Work Release	1,080
North Central Unit	7,512
Ouachita River Correctional Unit	4,496
Randall L. Williams Unit	2,894
Texarkana Regional Corr. Ctr.	2,560
Tucker Unit	3,936
Varner Unit	7,254
Wrightsville Unit	3,016
TOTAL HOURS	50,198

WORK RELEASE RENT REPORT

Unit	April 2025
Benton Unit	\$151,316.00
Mississippi County Work Release	\$104,236.00
Northwest Arkansas Work Release	\$51,238.00
Pine Bluff Work Release	\$34,364.00
Tucker Work Release	\$48,136.00
Texarkana Regional Correctional Center	\$67,958.00
TOTAL	\$475,464.00

REENTRY**PROGRAMS - April 2025**

Program Name	Beginning Count	Admitted	Removed	Graduated	End Count	Volunteer Hours
Juvenile Program* (RLW)	9	0	2	0	7	0
Release (Ester)	18	5	6	0	17	0
Veterans Program (Ester)	25	2	4	0	23	3
AFC - Pathway Home 4	16	0	0	0	16	0
TOTAL	68	7	12	0	63	3

*Juveniles are transferred from the program once they reach the age of 18.

**WORKFORCE ALLIANCE FOR
GROWTH IN THE ECONOMY (WAGE)**

April 2025 Capacity: 120 Unit:	Participants	Status
Delta	12	Active
Ester	0	Not Active
Hawkins	0	Not Active
McPherson	7	Active
North Central	0	Not Active
Ouachita River	7	Active
Tucker	29	Active
Wrightsville	7	Active
TOTAL	62	

**WRIGHTSVILLE-HAWKINS
PATHWAY TO FREEDOM PROGRAM**

April 2025 Capacity: 200	Beginning Count	Enrolled During the Month	Removed	End Count*
Wrightsville-Hawkins PTF	199	13	15	197

**ADVANCED PRINCIPLES AND APPLICATIONS
FOR LIFE PROGRAM (APAL)**

April 2025 Capacity: 86	Beginning Count	Admissions During Mo.	Removed*	End Count
Ester	27	0	0	27
McPherson	21	4	5	20
TOTAL	48	4	5	47

Advanced PAL is an 18-month reentry program that combines a pre-release curriculum with the PAL program.

*The "Removed" column indicates the number of participants who paroled, completed the program, withdrew from the program, transferred, or were removed from the program for another reason.

THINK LEGACY

April 2025 Capacity: 324 Unit	Beginning Count	Admitted	Graduated	Removed*	End Count
Cummins	30	0	0	2	28
Delta Regional	21	0	0	1	20
East Arkansas Regional	0	0	0	0	0
McPherson	33	0	0	0	33
North Central	29	0	0	3	26
Ouachita River	13	0	0	0	13
Tucker	21	0	0	2	19
TOTAL	147	0	0	8	139

THINK LEGACY VOLUNTEER HOURS = 7

*The "Removed" column indicates the total number of participants who paroled, signed out, transferred, or were removed from the program for any other reason and are no longer in the barracks.

**COLLEGE REPORT
April 2025**

COLLEGE PROGRAM LOCATIONS	Beginning Count	Admissions During Mo.	Removed During Mo.	End Count	Staff Enrolled
Arkansas State University					
Grimes Unit	23	0	0	23	0
McPherson Unit	61	0	3	58	0
Ashland University					
North Central Unit	5	0	2	3	0
Mid-America Seminary College					
Varner Unit	36	0	0	36	0
Philander Smith College					
East Arkansas Regional Unit	30	0	3	27	0
Tucker Unit	22	0	5	17	0
Southeast Arkansas College					
Cummins Unit	41	0	1	40	0
Delta Unit	20	2	3	19	0
Varner Unit	55	0	2	53	0
Shorter College					
Hawkins Unit	0	0	0	0	0
Ouachita River Unit	15	0	2	13	0
Pine Bluff Complex	54	0	14	40	0
Texarkana Regional	6	0	1	5	0
Wrightsville Unit	25	1	3	23	0
TOTAL	393	3	39	357	0

TREATMENT: PROGRAM SUMMARY

A total of 1,073 residents have agreed to participate in Medication-Assisted Treatment (MAT) since the program started in July 2018 with a total of 597 discharged with follow up in the community in progress and a total of 182 have completed the program.

Partnerships are in effect with 90 community providers to continue MAT upon release from an ACC center.

In April, there were 25 active participants in the Telehealth program implemented in January 2023.

General Treatment Program Summary

(Non-Drug Court):	Number of Participants
Substance Use Disorder Treatment	2,150
Continuing Care	170
Domestic Violence Prevention	28
Anger Management	120
Tobacco Use Treatment	0

Ongoing Projects

Treatment supervisors reported combined 189 hours of direct clinical supervision with Treatment staff in 28 Community Correction locations.

TRAINING

DIVISION OF CORRECTION

TRAINING - April 2025

BASIC TRAINING DIVISION –

BCOT Class 2025-C, led by Instructor Baker, graduated on April 4th with a total of 24 cadets.

BCOT Class 2025-D, led by Instructor Wiley, graduated on April 25th with a total of 50 cadets.

IN-SERVICE DIVISION –

There were two in-service classes held by the Training Academy during the month, with a total of 72 training hours.

eCADEMY –

During April, 587 ADC employees completed a total of 6,190.86 hours of eCADEMY training.

ACCREDITATION

ACA Internal Audits Completed:

4/7/25: Wrightsville Independent Audit

4/8/25: Benton Work Release Independent Audit

4/15/25: Texarkana Walk-through

4/29/25: EARU Independent Audit

ACA External Audits Completed:

4/9/25-4/10/25: NorthWest Arkansas Work Release Re-Accreditation

4/16/25-4/17/25: Industry Re-Accreditation

4/22/25-4/23/25: SWACC Re-Accreditation

4/24/25-4/25/25: TRCC Re-Accreditation

HEALTH/CORRECTIONAL PROGRAMS

CHAPLAINCY SERVICES AND COMMUNITY SPEAKING

All Facilities

The Islamic Holy Days of Ramadan Feasts began in April with the Eid al-Fitr. The is the feast that symbolizes the breaking of the month long fast.

Larry B. Norris Unit

Passover observation was held on April 16, 2025. The chapel, with cooperation from the kitchen, provided unleavened bread for 19 inmates observing the week of Passover.

McPherson Unit

A special Easter morning service was held on April 27, 2025 for 470 inmates. During the service there were 102 inmates baptized.

Tucker Unit

The Kairos Walk #48 was held at the unit from April 3rd through April 6th, 2025. There were 30 inmates that participated in the walk with 24 volunteers present to assist.

VOLUNTEER SERVICES - April 2025

Program Name	Hours
Release (Ester)	0
Veteran (Ester)	0
NTI (NWARC)	19.5
Yoga (Varner)	0
Total	19.5

MENTAL HEALTH SERVICES**Reduction of Sexual Victimization Program (RSVP) and Sex Offender Treatment Programs (SOFT):**

April 2025	Capacity	Beginning Count	Completed	Removed	Admissions	End Count
RSVP	236	236	0	6	5	235
SOFT	15	9	0	3	3	9
Total	251	245	0	9	8	244

There are 788 males on the waiting list for RSVP and 14 females on the waiting list for SOFT who are within five years of their TE date. Of those, six (6) inmates are mandated by the Post Prison Transfer Board.

The average time on the waiting list from request is between one and two months for those stipulated.

*The total on the waiting list, including those not currently within the identified timeframe, is 1,718 males and zero females. Of these, 788 are eligible and 930 are ineligible for the program. There is zero PREA inmate in the program at this time.

***Ineligibility is due to being in restrictive housing, having class IV status, or receiving a major disciplinary within the last 60 days.**

Substance User Rehabilitation Services (SURS):

April 2025 Unit	Capacity	Beginning Count	Completed	Removed	Admissions	End Count
Benton	20	20	7	1	7	19
Cummins	45	44	9	7	17	45
Grimes	50	50	7	3	10	50
Larry B. Norris	4	0	0	0	0	0
McPherson	150	147	18	12	32	149
Randall L. Williams	150	138	12	9	24	141
Tucker	62	59	10	8	15	56
Wrightsville	150	145	23	11	30	141
Total	681	629	86	51	137	629

For SURS, there are 2,845 males and 398 females on the waiting list who are within five years of their release date. Of those, 145 are mandated by the Post Prison Transfer Board.

The average time on the waiting list from request is 15 days.

*The total on the waiting list, including those not currently within the identified timeframe, is 4,047 males and 517 females. Of these, 3,242 are eligible and 1,322 are ineligible for the program.

***Ineligibility is due to being in restrictive housing, having class IV status, or receiving a major disciplinary within the last 60 days.**

Ouachita River Correctional Unit (ORCU) Residential Program Unit (RPU):

The RPU had six (6) admission and one (1) discharge in April for an end-of-month count of 102.

McPherson Unit Mental Health Residential Program Unit (RPU):

There were six (6) admissions and ten (10) discharges in April for an end-of-month count of 36.

Habilitation Program:

The Habilitation Program at the Ouachita River Correctional Unit provided treatment services to 45 inmates in April. There was one (1) admission and zero (0) discharges, which resulted in an end-of-month count of 46.

Suicide:

There were 127 suicidal threats in April. There were three (3) attempts, one (1) of which resulted in death.

Staffing:

The following Mental Health Services positions were vacant in November and April 2025:

Positions	FTEs*	March	April
Psychologist	6	3	1
Mental Health Director	12	1	0
Mental Health Coordinator	3	0	0
Mental Health Technicians	30	0	2
Mental Health Professionals	43	17	12
Mental Health AA	9	0	0
Psychiatrist	4	0	0
Psychiatrist Nurse Practitioner	6	3	1

*FTE refers to authorized Full Time Equivalent positions.

Self-Study Classes:

Classes	Number of Participants	Number Completed	Waiting List
Anger Management	214	191	406
Thinking Errors	256	227	460
Substance Abuse Education	217	203	320
Communication Skills	177	178	417
Domestic Violence	82	81	249
Victims of Domestic Violence	24	22	216
Stress Management	133	125	338
Parenting	59	55	146

MENTAL HEALTH SERVICES, *continued***Outpatient:**

There were 2,466 inmates on the mental health medical log at the beginning of April. Mental Health staff conducted the following contacts during the month:

Case Management Contacts	755
Requests for Interviews	1,310
Testing	2
Intakes	500
Unit Requests	2,285
Pre-Lockup Reviews	327
Routine Restrictive Housing Reviews	922
Restrictive Housing Rounds	10,681
PREA Evaluations	663
Routine Follow-up	395
834 Requests	113

County Mental Health Requests:

During April, there were 240 requests received of a mental health nature. Of those, one (1) inmates were fast-tracked to ADC.

County Medical Health Requests:

During April, there were 719 requests received of a medical nature. A total of eighteen (18) inmates were fast-tracked to ADC.

Medical Contract Reimbursements:

Sanction reimbursements for ADC in April amounted to \$28,050.00.

Deaths:

There were fourteen (14) inmate deaths during the month of April. Four (4) were claimed, nine (9) were cremated and claimed. There was one (1) not claimed.

Wellpath:

See attachment for Wellpath's report regarding outside beds and emergency room visits.

Medical Grievances:

In April, there were 63 appeals of medical grievances received and 65 appeals were answered. Two (2) was found to be with merit and two (2) with merit but resolved.

PAWS IN PRISON

April 2025 Unit	Enrolled	Graduated	Foster	Volunteer Hours
Larry B. Norris Unit	6	6	0	0
North Central Unit	4	3	1	0
Ouachita River Correctional Unit	6	2	0	0
Randall L. Williams Unit	4	4	0	8
Tucker Unit	7	2	0	0
Total	27	17	1	8

Completed Paws in Prison Training:

April 2025 Program Graduates	17
YTD Program Graduates	53
Total Graduates Since Inception (Dec 2011)	2610
Dogs Currently in Foster (Graduated, but Not Adopted)	1
May 2025 Volunteer Hours	8
YTD Volunteer Hours	34

AGENCY HIGHLIGHT

APRIL 2025 PROMOTIONS

Some of the security promotions during the month of April included:

Cummins Unit

- Sgt. Sabrina Grigsby

East Arkansas Regional Unit

- Lt. Kevin Sanders

J.A. Hawkins Unit

- Lt. Brittany Hipp

- Sgt. Leman Bowers

Pine Bluff Complex

- Superintendent Anthony Jackson

Transportation

- Sgt. Lamon May

Tucker Unit

- Warden James Dycus
- Deputy Warden Antonio

Johnson

Varner Unit

- Food Prep Steven Green
- Lt. Jerome Perez
- Sgt. Janiqia Smith
- Captain Lorennetta Smith

TORNADO CLEAN UP- NCU RM

The North Central Unit's Regional Maintenance Crews continue to help clean-up tornado damage throughout the state.

TORNADO CLEAN UP- GRIMES RM

The Grimes Unit Regional Maintenance Crew continued clean-up at the Jacksonport State Park after a tornado caused major damage in the area last month.

FILLING SAND BAGS - BENTON UNIT RM

With the threat of flash flooding this week, the Benton Unit Regional Maintenance Crew assisted Saline County residents with filling sandbags at the Saline County Fairgrounds.

TRCC "SOCK" IT TO BARE FEET

Staff at the Texarkana Regional Correctional Center donated over 860 pairs of socks to the unhoused in our community during their recent "Sock" It to Bare Feet Sock Drive.

FILLING SANDBAGS - GRIMES RM

With the ongoing threat of flooding in Northeast Arkansas, the Grimes Unit Regional Maintenance Crew helped the citizens of Grubbs fill and load sandbags this week.

CHALLENGE COIN- EARU

Recently, EARU Commissary Manager, Cynthia Rogers was presented with the Challenge Coin by AR DOC Director, Dexter Payne.

Ms. Rogers intercepted contraband that was concealed in two boxes full of chip bags, that were delivered to EARU by FedEx! While inspecting the chip bags, she noticed that the size and weight were off. Inside one of the chip bags, she discovered tobacco and immediately notified security staff. During further inspection of the remaining chip bags the following contraband was found: Methamphetamine, K-2 (Leaf-like and Paper), Marijuana, two cell phones, rolling papers and mushrooms. Ms. Rogers' alertness and attention to detail stopped this contraband from making it to the inmates in the barracks.

NWAWR ACA

Please join the #ARDOCFamily in congratulating Deputy Warden Stephen Simmons and the outstanding staff at the Northwest Arkansas Work Release Center on their American Correctional Association Reaccreditation Audit. Below are the scores:

100% on Mandatory Standards and Best Practices

100% on Non-Mandatory Standards and Best Practices

The auditors bragged on the sanitation of the facility, the knowledge of the staff, and the effort to get the inmates jobs and working in our community.

BCOT 2025-C

Join the #ARDOCFamily in congratulating the recent graduates of the ADC Basic Correctional Officer Training Academy Class BCOT 2025-C!

INDUSTRY ACA

Please join the #ARDOCFamily in congratulating Industry Administrator Eddie Powell and the outstanding staff at the Arkansas Correctional Industries Division on their American Correctional Association Reaccreditation Audit. Below are the scores for the audit: 100% on Mandatory Standards and Best Practices 100% on Non-Mandatory Standards and Best Practices. The auditors were very impressed with ACI's overall operation. They bragged on how well the Bus Barn at the Tucker Unit operated during their visit there. ACI does a wonderful job and they truly earned the perfect scores that they received.

SWACC ACA

Please join the #ARDOCFamily in saying #congratulations to Warden John Minors and the outstanding staff at the Southwest Arkansas Community Correction Center on their American Correctional Association Reaccreditation Audit. Below are the scores on the audit: 100% on Mandatory Standards and Best Practices 100% on Non-Mandatory Standards and Best Practices The auditors were impressed with the cleanliness of the facility, super friendly and knowledgeable staff. The auditors said that staff made them feel like family! The auditors were pleased with the overall operation of the facility.

TRCC ACA

Join the #ARDOCFamily in congratulating the Texarkana Regional Correctional Center! Deputy Warden Emmer Branch and the TRCC team attained a perfect score on their American Correctional Association Reaccreditation Audit. The auditors bragged on the wonderful hospitality and knowledge of the staff, and they spoke about how "shiny" everything was at the facility. When the auditors said that all inmates they came in contact with were in good spirits, had no complaints and were treated very well.

REGIONAL MAINTENANCE PROJECT HIGHLIGHTS

APRIL 2025

Clean up at River Park

Ouachtia River Correctional Unit Regional Maintenance



Clean up in Diaz near Bar Street:

Grimes Unit Regional Maintenance



Clean up at Bradley Christian Camp:

Varner Unit Regional Maintenance



RESIDENTIAL CENTERS STATISTICS AT A GLANCE - APRIL 2025

Resident Admissions:

CAC: 22
 ECAC: 75
 NEAC: 56
 OMEGA: 63
 SWAC: 120

Resident Releases:

CAC: 18
 ECAC: 69
 NEAC: 53
 OMEGA: 48
 SWAC: 111

Affordable Healthcare**Enrollment:**

CAC: 18
 ECAC: 49
 NEAC: 26
 OMEGA: 10
 SWAC: 81

Wage Class Enrollment:

CAC: 6
 ECAC: 0
 OMEGA: 6
 SWAC: 8

Shorter College Enrollment:

CAC: 24
 ECAC: 28
 NEAC: 23
 SWAC: 37

Henderson State University**Enrollment:**

OMEGA: 0
 SWAC: 123

Successful Completions:

CAC: 18
 ECAC: 39
 NEAC: 53
 OMEGA: 47
 SWAC: 65

Exodus Enrollment:

CAC: 29
 ECAC: 18

DASEP:

CAC: 1

Good Grid Enrollment

CAC: 14
 ECAC: 47
 NEAC: 28
 OMEGA: 30
 SWAC: 92

Photo IDs Issued:

CAC: 10
 ECAC: 25
 NEAC: 7
 OMEGA: 0
 SWAC: 39

Drivers Licenses Obtained:

CAC: 6
 ECAC: 4
 NEAC: 3
 OMEGA: 0
 SWAC: 7

Brith Certificates:

ECAC: 0
 NEAC: 1
 SWAC: 0

MAT Participants:

CAC: 12
 ECAC: 42
 SWAC: 3

MAT Discharged:

CAC: 2
 ECAC: 4
 SWAC: 0

Reformers Anonymous:

SWAC: 0

Life Recovery:

CAC: 9
 OMEGA: 21
 SWAC: 138

Victim Impact Panel:

CAC: 0
 ECAC: 0
 NEAC: 12
 SWAC: 0

Accuplacer Testing:

NEAC: 29
 SWAC: 0

Number of Volunteers:

CAC: 87
 ECAC: 141
 NEAC: 25
 OMEGA: 24
 SWAC: 129

Number of Volunteer Hours:

CAC: 369
 ECAC: 691
 NEAC: 110
 OMEGA: 64.6
 SWAC: 426

GED Enrollment:

CAC: 43
 ECAC: 71
 NEAC: 36
 OMEGA: 5
 SWAC: 68

GED Completed:

CAC: 1
 ECAC: 1
 NEAC: 5
 OMEGA: 0
 SWAC: 0

AA/NA Attendance:

CAC: 46
 ECAC: 423
 NEAC: 32
 OMEGA: 56
 SWAC: 35

Celebrate Recovery**Attendance:**

CAC: 36
 NEAC: 43
 SWAC: 39

Social Security Cards:

CAC: 8
 ECAC: 5
 NEAC: 18
 SWAC: 81

ServSafe:

CAC: 0
 ECAC: 4
 NEAC: 0

I.C.E.V.:

ECAC: 0
 SWAC: 9

2025 INFORMAL GRIEVANCE REPORT

Month	BENTON	CACCC	CU & CMU	DRU	EACCC	EARU & MX	Ester	GRIMES	HAWK/M	HAWK/F	LBNU	MCWR	MCPH	NEACCC	NCU	NWA	OMGEA	ORCU	PBU	RLW	SWACCC	TU	TRCC	VSMX	VU	WRCC	WRTS	TOTAL
JAN	0	9	106	81	72	152	48	234	11	19	112	0	160	26	95	0	48	123	36	24	20	63	3	166	49	15	68	1,740
FEB	0	6	97	66	40	168	27	222	5	28	69	0	161	16	47	0	40	117	16	27	12	96	1	120	39	16	94	1,530
MAR	1	21	113	68	57	147	33	170	15	26	90	0	246	9	79	0	26	137	23	30	9	74	0	157	32	43	62	1,668
APR	0	13	109	82	52	219	54	183	6	21	76	0	170	15	47	0	26	90	22	39	14	114	0	128	20	12	60	1,572
MAY																												0
JUN																												0
JUL																												0
AUG																												0
SEPT																												0
OCT																												0
NOV																												0
DEC																												0
TOTAL	1	49	425	297	221	686	162	809	37	94	347	0	737	66	268	0	140	467	97	120	55	347	4	571	140	86	284	6,510

2025 FORMAL GRIEVANCE REPORT

Month	BENTON	CACCC	CU & CMU	DRU	EACCC	EARU & MX	Ester	GRIMES	HAWK/M	HAWK/F	LBNU	MCWR	MCPH	NEACCC	NCU	NWA	OMGEA	ORCU	PBU	RLW	SWACCC	TU	TRCC	VSMX	VU	WRCC	WRTS	TOTAL
JAN	0	2	106	45	0	263	31	127	6	2	108	0	55	2	63	0	31	64	17	13	0	53	3	125	24	0	31	1,171
FEB	0	0	83	39	0	280	18	125	5	15	81	0	67	2	28	0	16	62	11	19	1	73	0	84	16	1	46	1,072
MAR	0	0	101	46	0	255	13	93	5	9	112	0	99	2	52	0	12	67	22	32	1	67	0	102	19	9	27	1,145
APR	0	0	92	50	0	345	45	103	6	15	100	0	120	1	29	0	36	53	21	23	1	87	0	92	11	2	18	1,250
MAY																												0
JUN																												0
JUL																												0
AUG																												0
SEPT																												0
OCT																												0
NOV																												0
DEC																												0
TOTAL	0	2	382	180	0	1,143	107	448	22	41	401	0	341	7	172	0	95	246	71	87	3	280	3	403	70	12	122	4,638

Report includes Pine Bluff Reentry (PBR), Pine Bluff Unit (PBU) and Pine Bluff Work Release (PBW).

INMATE INSTITUTIONAL GRIEVANCE APPEAL REPORT – APRIL 2025

	Acknowledged	Rejected	Processed W/O Merit	Processed W/ Merit
Benton Unit	0	0	0	0
Benton Work Release	0	0	0	0
CACCC	0	0	0	0
Cummins Unit	9	10	13	0
Cummins Modular Unit	1	0	1	0
Delta Regional Unit	14	3	18	0
EACCC				
East Arkansas Regional Unit	8	1	29	0
East Arkansas Regional Max Unit	90	10	69	0
Ester Unit	10	2	6	0
Grimes Unit	25	12	31	0
Larry B. Norris Unit (MAX)	37	15	38	0
Tucker Work Release	0	0	0	0
McPherson Unit	26	16	17	0
McPherson Mental Health Residential Program Unit	1	0	0	0
Mississippi County Work Release Center	0	0	0	0
NEACCC	1	0	1	0
Northwest Arkansas Work Release Center	0	0	0	0
North Central Unit	8	5	5	1
OMEGA	19	17	0	0
Ouachita River Correctional Unit	9	6	13	1
ORCU Hospital	0	0	0	0
ORCU New Commitment	0	0	0	0
ORCU Mental Health Residential Program Unit	2	0	0	0
Pine Bluff Unit	4	4	8	0
Pine Bluff Re-Entry	0	0	0	0
Randall L. Williams Correctional Facility	8	0	4	0
SWACCC	0	0	0	0
Texarkana Regional Correctional Center	0	0	0	0
Tucker Unit	25	18	15	0
Varner Super Max	44	16	42	0
Varner Unit	3	2	5	0
WRCCC	2	0	1	0
Wrightsville Unit	3	2	4	0
Hawkins Center	2	0	0	0
Hawkins for Males	0	12	0	0
Hawkins SPU	0	0	0	0
Total	351	151	320	2

ADMISSIONS AND RELEASES - April 2025

<u>Admissions</u>	<u>Male</u>	<u>Female</u>	<u>Total</u>
Asian	2	0	2
Black	144	19	163
Caucasian	238	59	297
Hispanic	22	4	26
Native American Indian	2	0	2
Native Hawaiian or Pacific Island	2	0	2
Other	2	0	2
Unknown	0	0	0
Total	412	82	494

<u>Releases</u>	<u>Male</u>	<u>Female</u>	<u>Total</u>
Asian	2	0	2
Black	161	10	171
Caucasian	269	48	317
Hispanic	15	1	16
Native American Indian	1	0	1
Native Hawaiian or Pacific Island	2	0	2
Other	1	0	1
Unknown	0	0	0
Total	451	59	510

ADC INMATE POPULATION GROWTH 2000-2029 - APRIL 2025

Mo.	2000	2001	2002	2003	2004	2005	2006	2007	2008	2009	2010	2011	2012	2013	2014	2015	2016	2017	2018	2019	2020	2021	2022	2023	2024	2025
Jan.	11,984	11,908	12,402	13,015	13,105	13,595	13,481	13,839	14,518	14,796	15,334	16,312	15,134	14,815	17,481	18,142	17,785	17,824	18,201	17,958	17,989	16,119	17,154	17,682	18,522	18,673
Feb.	12,169	12,022	12,529	13,054	13,166	13,783	13,633	14,012	14,603	14,883	15,374	16,209	14,990	15,008	17,438	18,082	17,625	17,608	17,998	17,846	18,181	16,120	17,077	17,814	18,612	18,805
March	12,006	12,033	12,299	13,108	13,088	13,418	13,534	13,772	14,580	14,843	15,290	16,095	14,964	14,665	17,395	18,233	17,573	17,666	18,089	17,898	17,860	16,085	16,992	18,075	18,820	18,803
April	12,069	12,167	12,465	13,213	13,323	13,469	13,554	13,851	14,769	14,937	15,570	16,172	15,124	14,850	17,604	18,703	17,815	17,798	18,227	17,977	17,331	16,250	17,059	18,206	18,889	18,756
May	12,109	12,384	12,558	13,463	13,556	13,528	13,711	14,146	14,880	15,146	15,694	16,062	15,132	15,074	17,593	18,693	17,769	17,652	17,945	17,817	16,694	16,476	17,229	18,267	18,863	
June	12,005	12,108	12,439	13,418	13,389	13,251	13,430	13,915	14,700	15,025	15,564	15,554	14,832	14,825	17,340	18,813	17,973	17,963	17,972	17,942	16,552	16,560	17,129	18,213	18,957	
July	12,030	12,190	12,622	13,509	13,528	13,286	13,560	14,082	14,868	15,195	15,807	15,519	14,879	15,379	17,522	18,870	18,130	18,180	18,005	18,002	16,511	16,638	17,109	18,397	18,955	
August	12,087	12,371	12,815	13,565	13,632	13,419	13,646	14,224	15,100	15,385	15,829	15,240	14,675	16,103	17,549	18,806	17,919	18,051	17,751	18,090	16,367	16,655	17,274	18,375	19,038	
September	11,983	12,289	12,774	13,341	13,516	13,237	13,652	14,217	14,850	15,285	16,025	15,172	14,724	16,412	17,605	18,549	18,026	18,179	17,865	17,856	16,215	16,698	17,432	18,380	19,043	
October	12,119	12,348	12,942	13,341	13,584	13,363	13,775	14,349	14,836	15,381	16,311	15,271	14,856	16,993	17,880	18,430	18,127	18,348	17,943	17,947	16,311	16,821	17,480	18,557	19,100	
November	12,094	12,408	13,162	13,408	13,706	13,587	13,913	14,437	15,025	15,340	16,460	15,205	14,625	17,168	17,848	17,981	17,573	17,973	17,666	18,060	16,165	16,982	17,521	18,500	18,987	
December	11,856	12,333	12,845	13,106	13,470	13,338	13,728	14,315	14,716	15,199	16,204	15,062	14,654	17,235	17,874	17,707	17,537	18,078	17,799	17,759	16,094	17,023	17,648	18,503	18,844	
Net Ann. Inc.	29	477	512	261	364	-132	390	587	401	483	1,005	-1,142	-408	2,581	639	-167	-170	541	-279	-40	-1,665	929	625	855	341	-88
Avg. Mo. Inc.	2	40	43	22	30	-11	33	49	33	40	84	-95	-34	215	53	-14	-14	45	-23	-3	-139	77	52	71	28	-22

Population is total jurisdictional count at end of each month. Population at end of month December 1999 was 11,827.

Average monthly population increased for past fifteen years 2010 - 2024 is 20

Average monthly population increased for past ten years Jan. 201 - Dec 2024 is 8

Average monthly population decreased for past five years 2020 - 2024 is 18

Projected at Growth of 20 per Month

Mo.	2008	2009	2010	2011	2012	2013	2014	2015	2016	2017	2018	2019	2020	2021	2022	2023	2024	2025	2026	2027	2028	2029
	Actual	Actual	Actual	Actual	Actual	Actual	Actual	Actual	Actual	Actual	Actual	Actual	Actual	Actual	Actual	Actual	Actual	Actual/Proj.	Proj.	Proj.	Proj.	Proj.
January	14,518	14,796	15,334	16,312	15,134	14,815	17,481	18,142	17,785	17,824	18,201	17,958	17,989	16,119	17,154	17,682	18,522	18,673	18,936	19,176	19,416	19,656
February	14,603	14,883	15,374	16,209	14,990	15,008	17,438	18,082	17,625	17,608	17,998	17,846	18,181	16,120	17,077	17,814	18,612	18,805	18,956	19,196	19,436	19,676
March	14,580	14,843	15,290	16,095	14,964	14,665	17,395	18,233	17,573	17,666	18,089	17,898	17,860	16,085	16,992	18,075	18,820	18,803	18,976	19,216	19,456	19,696
April	14,769	14,937	15,570	16,172	15,124	14,850	17,604	18,703	17,815	17,798	18,227	17,977	17,331	16,250	17,059	18,206	18,889	18,756	18,996	19,236	19,476	19,716
May	14,880	15,146	15,694	16,062	15,132	15,074	17,593	18,693	17,769	17,652	17,945	17,817	16,694	16,476	17,229	18,267	18,863	18,776	19,016	19,256	19,496	19,736
June	14,700	15,025	15,564	15,554	14,832	14,825	17,340	18,813	17,973	17,963	17,972	17,942	16,552	16,560	17,129	18,213	18,957	18,796	19,036	19,276	19,516	19,756
July	14,868	15,195	15,807	15,519	14,879	15,379	17,522	18,870	18,130	18,180	18,005	18,002	16,511	16,638	17,109	18,397	18,955	18,816	19,056	19,296	19,536	19,776
August	15,100	15,385	15,829	15,240	14,675	16,103	17,549	18,806	17,919	18,051	17,751	18,090	16,367	16,655	17,274	18,375	19,038	18,836	19,076	19,316	19,556	19,796
September	14,850	15,285	16,025	15,172	14,724	16,412	17,605	18,549	18,026	18,179	17,865	17,856	16,215	16,698	17,432	18,380	19,043	18,856	19,096	19,336	19,576	19,816
October	14,836	15,381	16,311	15,271	14,856	16,993	17,880	18,430	18,127	18,348	17,943	17,947	16,311	16,821	17,480	18,557	19,100	18,876	19,116	19,356	19,596	19,836
November	15,025	15,340	16,460	15,205	14,625	17,168	17,848	17,981	17,573	17,973	17,666	18,060	16,165	16,982	17,521	18,500	18,987	18,896	19,136	19,376	19,616	19,856
December	14,716	15,199	16,204	15,062	14,654	17,235	17,874	17,707	17,537	18,078	17,799	17,759	16,094	17,023	17,648	18,503	18,844	18,916	19,156	19,396	19,636	19,876
Net Ann. Inc.	401	483	1,005	-1,142	-408	2,581	639	-167	-170	541	-279	-40	-1,665	929	625	855	341	72	240	240	240	240
Ave. Mo. Inc.	33	40	84	-95	-34	215	53	-14	-14	45	-23	-3	-139	77	52	71	28	6	20	20	20	20

MONTHLY POPULATION AVERAGES - APRIL 2025

Unit/Center	4/1	4/2	4/3	4/4	4/7	4/8	4/9	4/10	4/11	4/14	4/15	4/16	4/17	4/18	4/21	4/22	4/23	4/24	4/25	4/28	4/29	4/30	AVG
Benton	359	358	354	353	352	352	351	351	354	356	357	359	360	359	358	358	359	358	357	357	357	358	356
Cummins	2,019	2,018	2,015	2,010	2,007	2,007	2,005	2,003	2,001	2,000	1,999	2,000	2,002	2,003	2,001	2,010	2,016	2,017	2,013	2,011	2,008	2,013	2,008
Delta	623	628	628	628	627	627	627	627	626	625	624	621	618	618	627	627	626	622	620	621	619	618	624
E AR Reg	1,628	1,627	1,626	1,623	1,614	1,620	1,630	1,627	1,627	1,625	1,624	1,628	1,630	1,630	1,627	1,627	1,630	1,629	1,628	1,627	1,625	1,624	1,626
Ester	689	697	702	697	692	692	699	693	688	701	701	700	698	696	699	697	699	704	707	705	702	701	698
Grimes	1,101	1,101	1,098	1,097	1,107	1,107	1,107	1,103	1,103	1,103	1,117	1,115	1,107	1,104	1,105	1,113	1,113	1,109	1,109	1,107	1,105	1,094	1,106
Max Sec/Norris Ut	580	580	580	582	582	580	579	579	579	580	581	581	581	580	580	580	580	579	581	581	581	580	580
McPherson	1,200	1,205	1,200	1,199	1,200	1,194	1,201	1,201	1,192	1,193	1,193	1,188	1,186	1,186	1,192	1,196	1,197	1,198	1,205	1,212	1,211	1,210	1,198
MCWRC	186	186	187	187	186	186	186	186	186	186	186	186	186	187	186	186	184	183	183	187	186	186	186
N Central	936	942	942	939	927	927	935	934	933	935	929	931	934	933	941	939	936	936	929	935	935	934	935
NWAWRC	100	100	100	100	100	100	100	100	100	100	100	100	100	100	100	102	108	108	108	108	108	108	102
Ouachita River	1,917	1,912	1,910	1,907	1,909	1,906	1,914	1,917	1,910	1,919	1,912	1,909	1,903	1,898	1,898	1,902	1,900	1,899	1,907	1,902	1,904	1,914	1,908
Randall L Williams	542	538	537	539	533	534	548	548	548	547	547	544	537	537	536	535	534	540	537	540	539	536	540
Pine Bluff	550	559	557	559	561	560	558	557	559	557	558	559	560	559	556	556	555	556	555	554	554	554	557
PB Work Release	56	56	56	56	55	55	56	56	56	56	56	56	56	56	56	56	56	56	56	56	56	56	56
TRCC	126	126	126	125	130	130	130	130	130	130	130	133	133	133	133	133	129	129	129	129	129	125	129
Tucker	1,020	1,027	1,022	1,020	1,019	1,014	1,013	1,014	1,012	1,009	1,007	1,007	1,009	1,006	1,009	1,009	1,009	1,006	1,006	998	995	1,002	1,011
Tucker Work Release	120	121	120	119	119	119	119	117	118	118	117	117	117	117	117	117	116	116	118	118	118	118	118
Varner	1,705	1,703	1,700	1,702	1,701	1,703	1,702	1,702	1,701	1,702	1,705	1,704	1,702	1,703	1,701	1,703	1,707	1,706	1,705	1,704	1,706	1,703	1,703
Wrightsville	857	857	858	858	852	855	857	858	856	849	850	862	863	852	852	853	857	854	842	840	846	855	854
WR Hawkins-Females	4	4	4	4	4	4	4	4	4	3	4	4	4	4	4	4	5	6	6	6	6	6	4
WR Hawkins-Males	446	446	437	439	443	443	446	446	447	447	424	424	430	427	432	431	422	424	425	430	428	427	435
Total ADC	16,764	16,791	16,759	16,743	16,720	16,715	16,767	16,753	16,730	16,741	16,721	16,728	16,716	16,688	16,710	16,734	16,738	16,735	16,726	16,728	16,718	16,722	16,734
ALETA	13	13	13	13	13	13	13	13	13	13	13	13	13	13	13	13	13	13	13	13	13	13	13
Ar State Police	53	53	53	54	54	54	54	54	54	54	54	54	54	54	54	54	54	54	54	54	54	54	54
Co Jail / M	1,534	1,522	1,508	1,522	1,536	1,536	1,478	1,472	1,513	1,522	1,541	1,540	1,535	1,556	1,547	1,544	1,531	1,538	1,549	1,553	1,553	1,526	1,530
Co Jail / F	98	95	95	96	100	101	90	96	100	110	109	110	115	113	103	101	99	99	89	86	89	88	99
Total Co Jail BK	1,632	1,617	1,603	1,618	1,636	1,637	1,568	1,568	1,613	1,632	1,650	1,650	1,650	1,669	1,650	1,645	1,630	1,637	1,638	1,639	1,642	1,614	1,629
309/M	185	185	187	192	192	192	192	191	191	191	194	194	194	194	194	193	193	193	193	192	192	192	192
309/F	133	134	135	135	136	136	135	134	135	135	135	135	136	136	135	135	135	135	135	135	135	133	135
Total Act 309	318	319	322	327	328	328	327	325	326	326	329	329	330	330	329	328	328	328	328	327	327	325	327
Total Non ADC	2,016	2,002	1,991	2,012	2,031	2,032	1,962	1,960	2,006	2,025	2,046	2,046	2,047	2,066	2,046	2,040	2,025	2,032	2,033	2,033	2,036	2,006	2,023
Total	18,780	18,793	18,750	18,755	18,751	18,747	18,729	18,713	18,736	18,766	18,767	18,774	18,763	18,754	18,756	18,774	18,763	18,767	18,759	18,761	18,754	18,728	18,757
	1	1	1	1	1	1	1	1	1	1	1	1	1	1	1	1	1	1	1	1	1	1	22

0

CENTER POPULATIONS - APRIL 2025

Location:	In Count	Out To:					Capacity	% Capacity
		ORCU Hosp	Other Hosp	Furlough	Court	Total		
Central AR CCC - Males/Males	159	0	0	0	0	159	150	
Central AR CCC - Males Total	159	0	0	0	0	159	150	106.0%
East Central AR CCC/Females	379	0	1	0	1	381	362	
East Central AR CCC-Females Drug Treatment/Females	16	0	0	0	0	16	0	
East Central AR CCC Supervision Sanction-Female/90 Day PV in CCC Females	8	0	0	0	0	8	0	
East Central AR CCC Supervision Sanction-Female/Females	56	0	0	0	2	58	88	
East Central AR CCC Total	459	0	1	0	3	463	450	102.9%
NE AR CCC - Drug Treatment/Males	15	0	0	0	0	15	25	
NE AR CCC/Males	227	0	1	0	1	229	215	
NE AR CCC Total	242	0	1	0	1	244	240	101.7%
Omega Supervision Sanction Center/ Sanction Males*	98	0	0	0	0	98	0	
Omega Supervision Sanction Center/90 Day PV in CCC Males	147	0	0	0	0	147	0	
Omega Supervision Sanction Center/Males	98	0	1	0	6	105	300	
Omega Supervision Sanction Center Total	343	0	1	0	6	350	300	116.7%
Phillips County Detention Center/90 Day PV in CCC Males	62	0	0	0	0	62	0	
Phillips County Detention Center/Males	0	0	0	0	2	2	80	
Phillips County Detention Center Total	62	0	0	0	2	64	80	80.0%
SW AR CCC/Males	415	0	0	0	2	417	440	
SW AR Supervision Sanction Center/Males	79	0	0	0	1	80	100	
SW AR CCC Total	494	0	0	0	3	497	540	92.0%
White River Correctional Center/90 Day PV in CCC Males	139	0	0	0	0	139	0	
White River Correctional Center/Males	0	1	0	0	5	6	173	
White River Correctional Center Total	139	1	0	0	5	145	173	83.8%
In Transit Count:	0							
TOTALS - UNIT COUNT	1,898	1	3	0	20	1,922		
					Male	1,459	1,483	98.4%
					Female	463	450	102.9%
					Total	1,922	1,933	99.4%
County Jail Backup SSP/Females Total	10	0	0	0	0	10		
County Jail Backup SSP/Males Total	40	0	0	0	0	40		
County Jail Backup/Females Total	90	0	0	0	0	90		
County Jail Backup/Males Total	57	0	0	0	0	57		
TOTAL - NONAGENCY	197	0	0	0	0	197		
					Male	97		
					Female	100		
					Total	197		
Re-Entry Act 146 Total	176	0	0	0	0	176	208	84.6%
GRAND TOTAL	2,271	1	3	0	20	2,295		

FACILITY POPULATIONS - APRIL 2025

Location:	In Count	Out To:					Capacity	% Capacity
		ORCU Hosp	Other Hosp	Furlough	Court	Total		
Benton Work Release/Males	358	0	0	0	0	358	325	
Benton Work Release Total	358	0	0	0	0	358	325	110.2%
Cummins Unit/Males	1,689	1	0	0	11	1,701	1,550	
Cummins Modular Unit/Males	311	0	0	1	0	312	300	
Cummins Unit Total	2,000	1	0	1	11	2,013	1,850	108.8%
Delta Regional Unit Total	616	0	0	0	2	618	472	130.9%
East AR Region. Unit/Males	1,101	0	1	0	7	1,109	1,000	
East AR Regional Max Unit/Males	511	0	1	0	3	515	432	
East AR Region. Unit Total	1,612	0	2	0	10	1,624	1,432	113.4%
Grimes Unit Total	1,087	0	1	0	6	1,094	1,012	108.1%
McPherson Unit/Females	1,167	0	1	0	5	1,173	1,168	
McPherson MH Residential Prog Unit/Females	37	0	0	0	0	37	40	
McPherson Unit Total	1,204	0	1	0	5	1,210	1,208	100.2%
Mississippi County W/R/Males	186	0	0	0	0	186	102	
Miss. Co. Regional Maintenance/Males	0	0	0	0	0	0	43	
Mississippi County W/R Total	186	0	0	0	0	186	145	128.3%
Tucker Work Release/Males	118	0	0	0	0	118	124	
Norris Unit/Males	579	0	0	0	1	580	532	
Norris Unit Total	697	0	0	0	1	698	656	106.4%
North Central Unit Total	926	0	1	0	7	934	700	133.4%
NW ARK Work Release Total	107	0	1	0	0	108	100	108.0%
Ouachita River Correctional Unit/Males	1,447	7	7	0	6	1,467	1,415	
Ouachita River Correction Unit New Commitment/Males	335	2	1	0	6	344	246	
ORCU MH Residential Prog Unit/Males	102	1	0	0	0	103	128	
Ouachita River Correctional Unit Total	1,884	10	8	0	12	1,914	1,789	107.0%
Ester Unit/Males	699	1	0	0	1	701	579	
Randall L. Williams Cor. Facility/Males	533	0	0	0	3	536	518	
Pine Bluff Unit/Males	551	0	0	0	3	554	520	
PB Unit Work Release/Females	56	0	0	0	0	56	54	
Pine Bluff Complex Total	1,839	1	0	0	7	1,847	1,671	110.5%
Texarkana Work Release/Males	96	0	0	0	0	96	96	
Texarkana Regional Maintenance/Males	29	0	0	0	0	29	32	
Texarkana Work Release Total	125	0	0	0	0	125	128	97.7%
Tucker Unit/Males	998	0	0	0	4	1,002	982	
Tucker Unit Total	998	0	0	0	4	1,002	982	102.0%
Varner Unit/Males	1,199	1	0	0	5	1,205	1,100	
Varner Super Max/Death Row Males*	24	0	0	0	0	24	0	
Varner Super Max/Males	474	0	0	0	0	474	498	
Varner Unit Total	1,697	1	0	0	5	1,703	1,598	106.6%
Wrightsville Unit/Males	851	0	0	0	4	855	850	
Wrightsville Hawkins Center/Females	6	0	0	0	0	6	0	
Wrightsville Hawkins Center/Males	229	0	0	0	0	229	200	
Wrightsville Hawkins for Males/Males	196	0	0	0	2	198	200	
Wrightsville Unit Total	1,282	0	0	0	6	1,288	1,250	103.0%
In Transit Count:	0							
TOTALS - UNIT COUNT	16,618	13	14	1	76	16,722		
					Male	15,450	14,056	109.9%
					Female	1,272	1,262	100.8%
					Total	16,722	15,318	109.2%
ALETA / Males Total	13	0	0	0	0	13	20	
AR State Police / Males Total	54	0	0	0	0	54	65	
Ark. Concurrent Sentences / Females Total	0	0	0	0	0	0		
Ark. Concurrent Sentences / Males Total	1	0	0	0	0	1		
County 309 / Females Total	133	0	0	0	0	133		
County 309 / Males Total	192	0	0	0	0	192		
County 309 Total	325	0	0	0	0	325	336	
County Jail Backup / Females Total	88	0	0	0	0	88		
County Jail Backup / Males Total	1,526	0	0	0	0	1,526		
Interstate Compact / Females Total	1	0	0	0	0	1		
Interstate Compact / Males Total	27	0	0	0	0	27		
TOTAL - NONAGENCY	2,035	0	0	0	0	2,035		
					Male	1,813		
					Female	222		
					Total	2,035		
GRAND TOTAL	18,653	13	14	1	76	18,757		

Total Death Row Male/Female = 24

ACC Reentry Transfers / Females Total = ACC 45

Reentry Transfers / Males Total = 131

FISCAL YEAR 2025 COUNTY JAIL BACKUP - APRIL 2025

DAY	Jul-24	Aug-24	Sep-24	Oct-24	Nov-24	Dec-24	Jan-25	Feb-25	Mar-25	Apr-25
1	2,058	2,112 *	2,139	2,000	2,083 *	2,046	1,872	1,602 *	1,729	1,632
2	2,085	2,120	2,077	2,016 *	2,083	2,046	1,872 *	1,602 *	1,729	1,617
3	2,085 *	2,120	2,077	2,027 *	2,083	2,022	1,838	1,540	1,698	1,603
4	2,111 *	2,120	2,077	2,031	2,103	2,038 *	1,838	1,551	1,737	1,618
5	2,111	2,107	2,105 *	2,031	2,110	1,969 *	1,838	1,580	1,689 *	1,618
6	* 2,111	2,090	2,100 *	2,031	2,083	1,936	1,814	1,591	1,695 *	1,618
7	* 2,111	2,097 *	2,100	2,026	2,094 *	1,936	1,827	1,618	1,672	1,636
8	2,131	2,097 *	2,100	2,009	2,097 *	1,936	1,818 *	1,618 *	1,672	1,637
9	2,120	2,102	2,086	2,027 *	2,097	1,912	1,780 *	1,618 *	1,672	1,568
10	2,130 *	2,102	2,069	2,050 *	2,097	1,902	1,769	1,616	1,687	1,568
11	2,125 *	2,102	2,084	2,075	2,099	1,874 *	1,769	1,635	1,701	1,613
12	2,116	2,092	2,073 *	2,075	2,099	1,862 *	1,769	1,626	1,680 *	1,613
13	* 2,116	2,104	2,109 *	2,075	2,116	1,869	1,760	1,623	1,692 *	1,613
14	* 2,116	2,113 *	2,109	2,068	2,113 *	1,869	1,791	1,649	1,685	1,632
15	2,097	2,115 *	2,109	2,061	2,099 *	1,869	1,749 *	1,649 *	1,685	1,650
16	2,096	2,106	2,110	2,071 *	2,099	1,855	1,732 *	1,649 *	1,685	1,650
17	2,097 *	2,106	2,096	2,074 *	2,099	1,880	1,698	1,674	1,634	1,650
18	2,100 *	2,106	2,085	2,067	2,086	1,906 *	1,698	1,673	1,644	1,669
19	2,074	2,132	2,053 *	2,067	2,084	1,903 *	1,698	1,693	1,636 *	1,669
20	* 2,074	2,128	2,054 *	2,067	2,101	1,908	1,674	1,698	1,617 *	1,669
21	* 2,074	2,139 *	2,054	2,042	2,117 *	1,908	1,674	1,716	1,613	1,650
22	2,103	2,141 *	2,054	2,051	2,151 *	1,908	1,637 *	1,716 *	1,613	1,645
23	2,105	2,154	2,029	2,056 *	2,151	1,902	1,619 *	1,716 *	1,613	1,630
24	2,077 *	2,154	2,038	2,042 *	2,151	1,904	1,640	1,715	1,623	1,637
25	2,083 *	2,154	1,996	2,048	2,146	1,904 *	1,640	1,728	1,648	1,638
26	2,095	2,127	1,982 *	2,048	2,111	1,904 *	1,640	1,712	1,643 *	1,638
27	* 2,095	2,140	1,991 *	2,048	2,108	1,885	1,629	1,724	1,657 *	1,638
28	* 2,095	2,137 *	1,991	2,050	2,047 *	1,885	1,650	1,729	1,627	1,639
29	2,100	2,156 *	1,991	2,056	2,046 *	1,885	1,645		* 1,627	1,642
30	2,092	2,139	1,990	2,052 *	2,046	1,885	1,637		* 1,627	1,614
31	2,080 *	2,139		2,063		1,870	1,602		1,622	
Avg Daily Backup	2,099	2,121	2,064	2,049	2,100	1,915	1,730	1,652	1,663	1,630

Notes: Total does not include 309 Contracts in County Jails (maximum of 350)

County Jail Back-up average for April 2025 - 1,630

County Jail Back-up average as of April 30, 2025 - 1,902

Short-Term Revocation Program average for April 2025 - 149

Short-Term Revocation Program Fiscal Year average as of April 30, 2025 - 294

STTG UNIT COUNTS – APRIL 2025

Unit	Beginning Total	Confirmed	Suspected	In	Out	Paroled	Removed	Ending Total	Total Unit Population	Unit % of STTG's
Benton	98	0	0	0	6	5	0	87	350	24.86%
Cummins	691	0	0	52	51	5	0	687	2,012	34.15%
Delta	22	0	0	10	10	0	0	222	616	36.04%
EARU	705	0	0	17	12	8	0	702	1,623	43.25%
Ester	170	0	0	21	8	7	0	176	698	25.21%
Grimes	416	0	0	16	10	7	0	415	1,105	37.56%
Hawkins	100	0	0	0	4	1	0	95	425	22.35%
Norris	301	6	0	9	11	0	0	305	698	43.70%
McPherson	46	2	0	1	3	1	0	45	1,209	3.72%
MCWR	63	0	0	7	6	0	0	64	186	34.41%
NCU	275	3	0	17	15	11	0	269	940	28.62%
NWAWR	20	0	0	2	3	0	0	19	106	17.92%
ORCU	322	0	0	51	39	5	0	329	1,558	21.12%
ORCU Intake	88	116	0	0	102	0	0	102	346	29.48%
Pine Bluff	143	0	0	15	9	2	0	147	617	23.82%
RLW	211	0	0	13	9	3	0	224	536	41.79%
TWR	37	0	0	5	1	3	0	38	125	30.40%
Tucker	271	0	0	24	13	13	0	269	1,009	26.66%
Varner	771	0	0	81	75	8	0	769	1,705	45.10%
Wrightsville	231	0	0	19	16	10	0	224	856	26.17%
Total	4,981	127	0	360	403	89	0	5,188	16,720	31.03%

ORCU Intake brought in 116 new STTG members into ADC last month.

STTG DISCIPLINARY REPORT – APRIL 2025

Unit	STTG Incidents	STTG Suspected Incidents	Total Unit Disciplinary	Disciplinary Involving STTG	Percentage
Benton	0	0	5	1	20.00%
Cummins	0	0	426	218	51.17%
Delta	0	0	176	86	48.86%
EARU	0	0	225	105	46.67%
Easter	0	0	73	27	36.99%
Grimes	0	0	155	93	60.00%
Hawkins	0	0	11	2	18.18%
Norris	0	0	109	62	56.88%
McPherson	0	0	187	9	4.81%
MCWR	0	0	1	1	100.00%
NCU	2	0	101	46	45.54%
NWAWR	0	0	7	4	57.14%
ORCU	0	0	85	27	31.76%
ORCU Intake	0	0	10	7	70.00%
Pine Bluff	0	0	53	17	32.08%
RLW	0	0	179	107	59.78%
TWR	0	0	12	4	33.33%
Tucker	0	0	74	35	47.30%
Varner	0	0	381	185	48.56%
Wrightsville	0	0	218	86	39.45%
Total	2	0	2,488	1,122	45.10%

STTG COUNTS BY STTG SET – APRIL 2025

STTG Set	Benton	Cummins	Delta	EARU	Ester	Grimes	Hawkins	Norris	McPherso	MCWR	NCU	NWAWR	ORCU	Intake	PB	RLW	TWR	Tucker	Varner	Wrightsvil	Total	
Asian	2	0	0	1	0	0	0	1	0	0	0	0	0	0	0	0	0	1	1	0	2	8
Bloods	9	135	42	148	35	84	14	63	8	11	58	0	56	20	26	45	7	40	160	42	1,003	
Crips	10	82	35	88	17	47	9	43	3	8	26	4	31	16	12	28	3	24	106	35	627	
Folk	5	73	15	56	9	23	3	30	4	2	13	3	13	8	10	7	1	20	55	32	382	
GD	17	143	39	174	34	101	28	81	10	15	74	2	78	12	36	48	7	74	193	37	1,203	
Mexican	8	26	12	25	14	12	1	4	4	3	15	0	12	2	3	6	0	10	25	12	194	
Motorcycle	0	6	0	1	3	0	0	1	1	1	1	0	4	0	1	0	0	1	1	1	22	
Other	1	9	10	19	4	10	5	8	4	2	10	0	20	0	4	3	2	9	23	4	147	
People	4	36	11	37	8	28	0	21	0	1	8	0	13	5	7	11	1	12	32	9	244	
Unknown	0	23	4	8	3	2	5	3	0	4	2	2	0	0	4	3	3	2	9	3	80	
W/S	12	74	25	36	28	27	15	7	6	9	25	8	57	21	24	36	7	42	44	20	523	
AB	2	8	1	3	2	8	2	0	1	1	5	0	3	1	2	3	2	2	19	3	68	
AC	1	10	5	18	3	10	0	6	0	1	5	0	5	2	0	0	0	3	14	0	83	
NAE	7	35	13	33	7	25	4	13	3	3	14	0	18	5	8	18	3	10	36	12	267	
WAR	9	27	10	55	9	38	9	24	1	3	13	0	19	10	10	16	1	19	52	12	337	
Total	87	687	222	702	176	415	95	305	45	64	269	19	329	102	147	224	38	269	769	224	5,188	

Key:

GD = Gangster Disciples

W/S = White Supremacist

NAE = New Aryan Empire

WAR = White Aryan Resistance

AC = Aryan Circle

AB = Aryan Brotherhood

MEDICATION-ASSISTED TREATMENT PROGRAM (MAT) REPORT - APRIL 2025

Locations:		MAT Start Dates	Active Program Participants	New Clients in the Program this Month	Dropped Out	Total Active Participants
CACCC - Little Rock		Sep-19	10	1	0	11
EACCC - West Memphis		Jul-18	42	7	0	49
NEACCC - Osceola		Dec-21	0	0	0	0
SWACCC - Texarkana		Jul-18	3	1	0	4
Probation / Parole		2018	8	2	1	11
Medically Withdrawn	Closed Unsuccessful		Completed		Total Active	
92	210		180		75	
			Total # of Participants Since Program Began			1010

Clinical Activities

Action	Jul-23	Aug-23	Sep-23	Oct-23	Nov-23	Dec-23
Assessments Completed in units	42	20	11	9	4	13
# of Clients Educated in units	352	515	403	426	427	400
# of Clients Released to Supervision	12	7	3	2	4	6
Pre-Release Interviews Completed	14	15	15	4	4	8

Clinical Activities

Action	Jan-24	Feb-24	Mar-24	Apr-24	May-24	Jun-24
# of Assessments Completed in units	13	3	12	11	11	9
# of Clients Educated in units	411	261	514	420	353	282
# of Clients Released to Supervision	4	7	10	7	11	10
Pre-Release Interviews Completed	11	6	14	14	7	14

Action	Jul-24	Aug-24	Sep-24	Oct-24	Nov-24	Dec-24
# of Assessments Completed in units	8	0	0	20	9	2
# of Clients Educated in units	221	279	220	234	170	110
# of Clients Released to Supervision	12	6	10	7	13	11
Pre-Release Interviews Completed	7	7	4	11	11	11

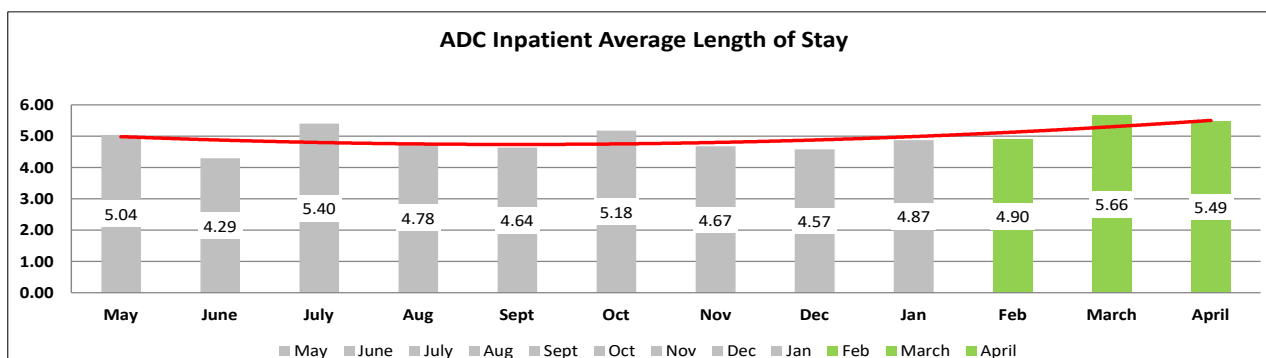
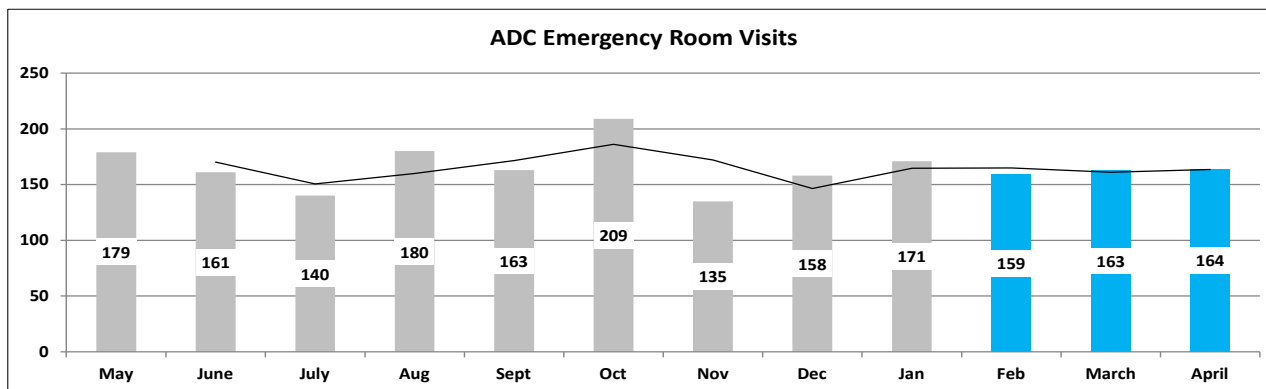
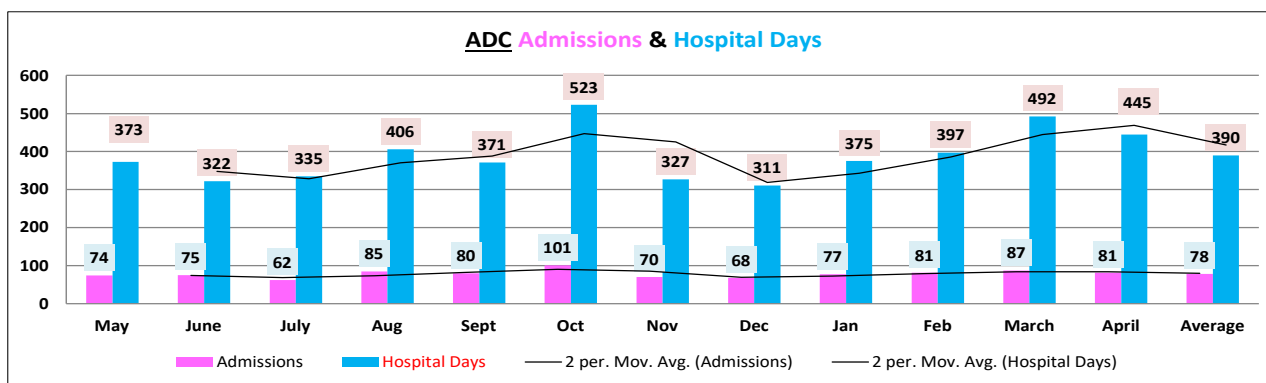
Action	Jan-25	Feb-25	Mar-25	Apr-25	May-25	Jun-25
# of Assessments Completed in units	9	14	7	34		
# of Clients Educated in units	119	250	237	92		
# of Clients Released to Supervision	10	5	6	6		
Pre-Release Interviews Completed	9	9	9	11		

ADC INPATIENT AND EMERGENCY ROOM UTILIZATION

ARKANSAS DEPARTMENT OF CORRECTION
INPATIENT AND EMERGENCY ROOM UTILIZATION

ADC Inpatient Statistics Past 12 Months													
	2024	2024	2024	2024	2024	2024	2024	2024	2024	2025	2025	2025	2025
	May	June	July	Aug	Sept	Oct	Nov	Dec	Jan	Feb	March	April	Average
Admissions	74	75	62	85	80	101	70	68	77	81	87	81	78
Hospital Days	373	322	335	406	371	523	327	311	375	397	492	445	390
Average Length of Stay	5.04	4.29	5.40	4.78	4.64	5.18	4.67	4.57	4.87	4.90	5.66	5.49	4.97

ADC ER Visits Past 12 Months													
	2024	2024	2024	2024	2024	2024	2024	2024	2025	2025	2025	2025	
	May	June	July	Aug	Sept	Oct	Nov	Dec	Jan	Feb	March	April	Average
Emergency Room Visits	179	161	140	180	163	209	135	158	171	159	163	164	165.2

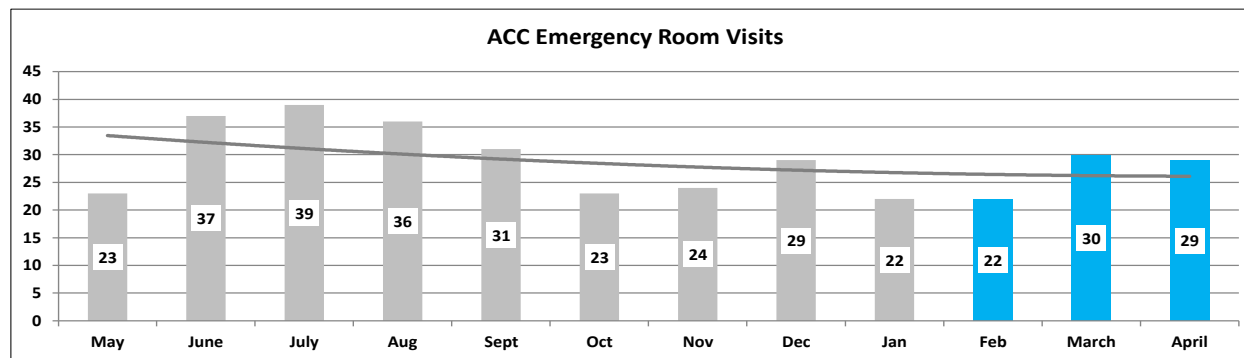
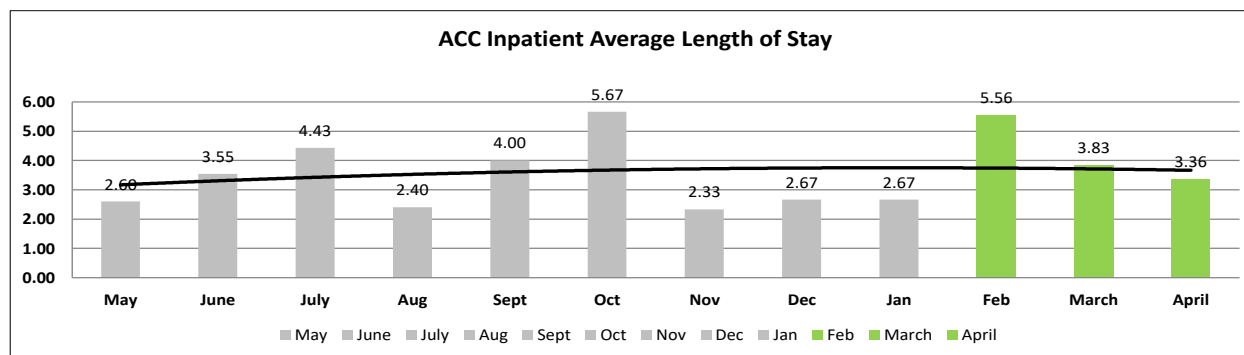
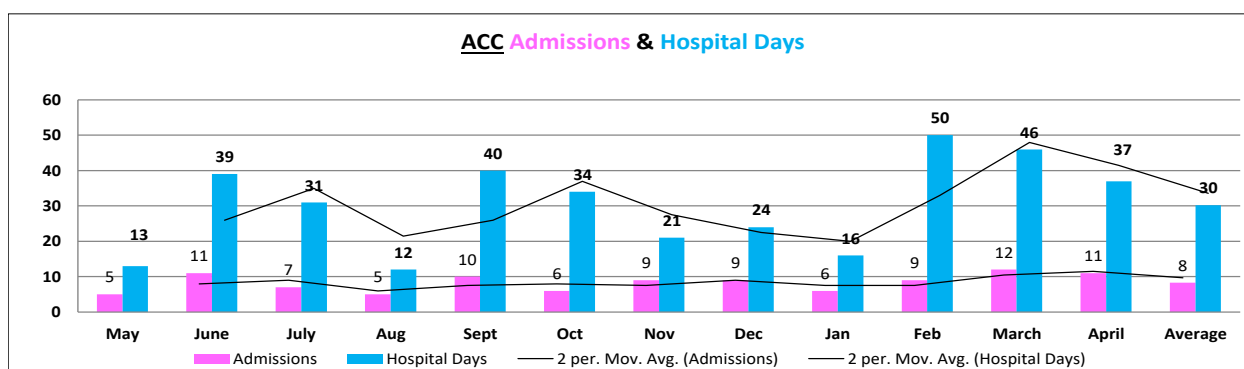


COMMUNITY CORRECTIONS INPATIENT AND EMERGENCY ROOM UTILIZATION

ARKANSAS COMMUNITY CORRECTION
INPATIENT AND EMERGENCY ROOM UTILIZATION

ACC Inpatient Statistics Past 12 Months													
	2024	2024	2024	2024	2024	2024	2024	2024	2025	2025	2025	2025	
	May	June	July	Aug	Sept	Oct	Nov	Dec	Jan	Feb	March	April	Average
Admissions	5	11	7	5	10	6	9	9	6	9	12	11	8
Hospital Days	13	39	31	12	40	34	21	24	16	50	46	37	30
Average Length of Stay	2.60	3.55	4.43	2.40	4.00	5.67	2.33	2.67	2.67	5.56	3.83	3.36	3.63

ACC ER Visits Past 12 Months													
	2024	2024	2024	2024	2024	2024	2024	2024	2025	2025	2025	2025	
	May	June	July	Aug	Sept	Oct	Nov	Dec	Jan	Feb	March	April	Average
Emergency Room Visits	23	37	39	36	31	23	24	29	22	22	30	29	28.8



MEDICAL GRIEVANCE BOARD REPORT – APRIL 2025

Unit	<i>Acknowledged/Received</i>	<i>Rejected</i>	<i>Reviewed & Signed by Dep Director</i>	<i>With Merit</i>	<i>With Merit, but Resolved</i>	<i>% With Merit</i>	<i>Without Merit</i>
Benton	0	0	0	0	0	0%	0
Central AR CCC	0	0	0	0	0	0%	0
CMU	0	0	0	0	0	0%	0
Cummins	5	7	4	1	0	25%	3
Delta	0	1	0	0	0	0%	0
EARU	10	0	10	0	2	20%	8
EARU Max	21	7	19	1	0	5%	18
ECCCC	0	0	0	0	0	0%	0
Ester	2	0	1	0	0	0%	1
Grimes	5	7	5	0	0	0%	5
Hawkins	1	1	2	0	0	0%	2
McPherson	1	5	2	0	0	0%	2
MCWRC	0	0	0	0	0	0%	0
MSU	3	6	2	0	0	0%	2
NECCC	2	0	2	0	0	0%	2
North Central	3	1	1	0	0	0%	1
NWAWRC	0	0	0	0	0	0%	0
Omega Supervision	0	0	0	0	0	0%	0
Ouachita	2	1	1	0	0	0%	1
Phillips County	0	0	0	0	0	0%	0
Pine Bluff	0	1	0	0	0	0%	0
Randall L. Williams	2	1	4	0	0	0%	4
SNN	0	2	0	0	0	0%	0
SWCCC	0	0	0	0	0	0%	0
TRCC	0	0	0	0	0	0%	0
Tucker	4	1	3	0	0	0%	3
Varner	0	4	0	0	0	0%	0
Varner Super Max	2	0	7	0	0	0%	7
White River	0	0	0	0	0	0%	0
WRU	0	2	2	0	0	0%	2
WHM	0	0	0	0	0	0%	0
WWR	0	0	0	0	0	0%	0
Total	63	47	65	2	2	6%	61

CHAPLAINCY

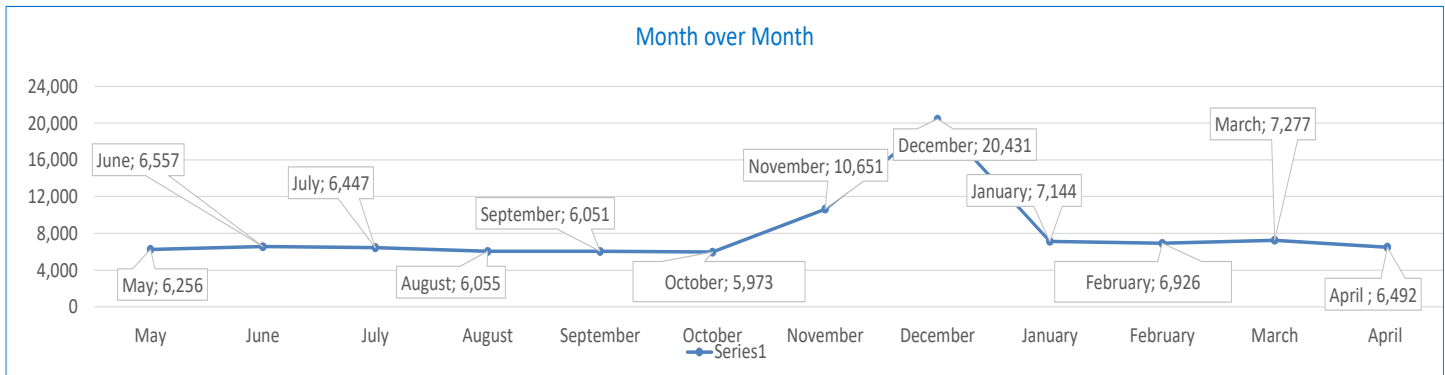
Month: April Year: 2025	CUMMINS	DELTA REGIONAL	EAST ARKANSAS	EAST ARKANSAS MAX	ESTER	GRIMES	HAWKINS	LB NORRIS	MCPHERSON	NORTH CENTRAL	OUACHITA RIVER	PINE BLUFF	RANDALL L. WILLIAMS	TUCKER	VARNER	VARNER MAX	WRIGHTSVILLE	TOTAL
Services Chaplains Oversaw																		
Christian																		
Population	10	5	22	0	2	6	2	3	8	1	1	8	5	4	13	0	1	91
Segregation	0	0	0	0	0	0	0	3	0	0	0	0	0	0	0	0	0	3
Muslim																		
Population	5	4	4	0	4	6	2	0	4	4	4	4	5	4	4	0	3	57
Segregation	0	0	0	0	0	0	0	0	0	0	0	0	0	0	0	0	0	0
																		151
Volunteers in Charge																		
Protestant	22	3	3	0	20	10	6	16	14	17	10	4	17	13	0	0	6	161
Catholic	1	0	0	0	1	0	5	0	1	4	5	0	1	0	3	0	5	26
Muslim	5	0	1	0	1	4	2	1	0	0	0	4	0	0	0	0	1	19
Other	0	0	0	0	0	0	0	4	0	0	7	0	0	1	13	0	0	25
Baptism	0	0	29	0	0	0	0	12	102	1	5	0	4	0	0	0	0	153
Marriages																		
	0	0	0	0	0	0	0	0	0	0	1	0	0	1	0	0	0	2
Distributed by Chaplains																		
Greeting Cards	10	75	0	0	6	87	0	71	0	5	56	18	22	35	51	312	0	748
Bibles, Quran, Torah, Etc.	36	5	11	36	42	41	4	23	14	74	240	24	15	6	9	28	20	628
Study Course	180	110	2	0	315	0	0	5	2	0	65	8	2	112	0	6	0	807
Writing Supplies	0	0	0	0	48	67	20	187	151	0	212	0	0	10	0	6	0	701
Literature	2,600	127	1,929	398	842	103	200	76	81	643	205	252	76	250	642	425	300	9,149
Chaplain's Visits																		
Barracks	8	7	74	37	36	167	10	21	182	50	179	25	110	169	172	7	14	1,268
Approximate Hours Spent in Barracks	2	4	19	9	7	31	1	8	30	15	38	4	24	42	53	3	22	312
Inmate Office visits	30	199	31	0	12	131	3	20	134	35	21	20	14	245	33	0	147	1,075
Other Office visits	18	75	70	0	7	54	4	10	11	0	42	49	60	35	38	0	10	483
Hospital	0	0	0	0	0	0	0	0	0	1	19	0	0	0	0	0	0	20
Infirmary/Sick Call	4	0	6	0	5	19	4	4	10	5	14	5	9	4	7	5	4	105
Restrictive/Punitive Housing	8	6	0	0	4	8	4	6	9	5	10	5	6	12	8	8	4	103
PC - DRU		5																5
Visitation Days	0	0	0	0	1	0	0	2	0	0	0	0	0	0	0	0	0	3
Volunteer Visits																		
RCV	0	0	0	0	4	14	0	1	2	15	0	12	3	7	0	0	0	58
OCV	20	6	7	0	14	3	17	17	32	7	25	0	0	140	0	0	0	288
Spiritual Advisor	0	0	0	0	0	0	0	0	0	0	0	0	0	0	0	0	0	0
CRA	48	1	18	2	42	19	6	49	42	107	97	6	21	131	37	10	33	669
Religious Volunteer Hours																		
Volunteer Hours	164	14	96	31	147	126	23	165	274	521	383	35	51	1,030	116	15	68	3,259
Denominational/Volunteer Chaplain Hours	23	2	0	0	44	0	75	36	0	25	35	32	0	69	66	2	24	433
																		3,692
Other Activities of Chaplain																		
Counseled Employees	8	75	17	0	7	12	2	6	3	0	27	59	5	14	131	0	3	369
Orientation Sessions	1	0	2	0	2	0	0	0	0	2	0	0	0	0	0	0	0	7
Free World Devotions	0	0	10	0	4	8	0	0	0	0	8	0	0	2	23	0	0	55
Spoke in Churches	0	0	13	0	4	4	1	2	0	0	10	6	2	3	23	0	0	68
Crisis Intervention Sessions	1	0	4	0	0	0	2	5	56	0	45	16	0	11	3	0	8	151
Marriage Counseling	0	1	0	0	0	1	0	1	0	0	0	0	1	1	0	0	0	5
Denominational Meeting	1	0	3	0	2	1	0	0	0	1	0	0	6	0	0	0	0	14
Chaplain's Meeting	2	1	14	0	4	3	0	1	1	2	1	1	1	1	5	0	1	38
Volunteer Training Session	0	1	0	0	8	0	0	1	0	1	0	0	1	0	0	0	0	12
Chaplain Transfers																		
	0	0	0	0	0	0	0	0	0	0	0	0	0	0	0	0	0	0
Chaplain Promotions																		
	0	0	0	0	0	0	0	0	0	0	0	0	0	0	0	0	0	0
PAL PROGRAM																		
Enrolled at start of month	60	24	54	0	58	50	0	17	50	71	37	0	0	59	49	0	25	554
Enrolled during the month	7	3	1	0	12	8	0	4	8	7	4	0	0	8	4	0	4	70
Removed From PAL Program																		
# Paroled	0	0	0	0	2	2	0	0	4	1	2	0	0	3	2	0	0	16
# Completed	4	2	1	0	3	3	0	0	0	0	0	0	0	2	2	0	0	17
# Withdrew	0	1	0	0	5	1	0	1	1	0	0	0	0	0	2	0	3	14
# Removed	2	0	0	0	1	3	0	3	1	5	3	0	0	0	2	0	0	20
# Transferred	1	0	0	0	0	0	0	0	1	3	0	0	0	1	0	0	0	6
Total Removed from PAL Program	7	3	1	0	11	9	0	4	7	9	5	0	0	6	8	0	3	73
Total Enrolled at the End of the Month	60	24	54	0	59	49	0	17	51	69	36	0	0	61	45	0	26	551
Volunteers In PAL																		
	13	0	11	0	0	19	0	6	0	16	7	0	0	7	2	0	7	88
Special Events:																		
	1	1	1	1	1	1	1	2	2	1	1	1	1	2	1	1	0	19

SECURUS VIDEO VISITATION REPORT APRIL 2025

AR-DOC SVV Activity Tracker

Total ADP **18,373**

Total Visits by Month	May	June	July	August	September	October	November	December	January	February	March	April
Total (Includes SuperMax)	6,256	6,557	6,447	6,055	6,051	5,973	10,651	20,431	7,144	6,926	7,277	6,492
Target Objective	15,587	15,587	15,587	15,587	15,587	15,587	15,587	15,587	15,587	15,587	15,587	15,587



Completed Visits

Site	Current Month	Previous Month
Benton	154	136
Cummins	458	533
Delta Regional	467	423
East Arkansas Regional	498	542
Ester	403	418
Grimes	500	572
J Aaron Hawkins Sr.	231	283
Tucker Max	205	233
Mcperson	435	479
Mississippi County WRC	43	40
North Central	493	672
NW Arkansas WRC	16	6
Ouachita River	596	649
Pine Bluff Re-Entry	79	81
Pine Bluff Complex	92	115
Randall L Williams	132	172
State Police Barracks	33	38
Texarkana Regional	56	72
Tucker Unit	524	609
Varner	823	878
Wrightsville Unit	254	326
Tucker Re-entry	0	0
Total:	6492	7,277
	25-Apr	25-Mar

Missed by Inmate

Site	Current Month	Previous Month
Benton	3	2
Cummins	15	36
Delta Regional	10	8
East Arkansas Regional	26	33
Ester	16	12
Grimes	7	14
J Aaron Hawkins Sr.	4	9
Tucker Max	15	13
Mcperson	23	15
Mississippi County WRC	5	11
North Central	15	20
NW Arkansas WRC	0	4
Ouachita River	18	23
Pine Bluff Re-Entry	2	6
Pine Bluff Complex	4	5
Randall L Williams	2	8
State Police Barracks	4	1
Texarkana Regional	2	9
Tucker Unit	11	32
Varner	34	55
Wrightsville Unit	4	9
Tucker Re-entry	41	0
Total:	261	325
	25-Apr	25-Mar

SECURUS TABLET REPORT APRIL 2025

Contract ID	Site ID	Agency Name	Personal Tablets (All)	0	5	Community / Inventory	Officer	Total	
I-003320	9322	AR DOC - BENTON UNIT	359	90	269	89	8	456	
I-003320	9323	AR DOC - CUMMINS UNIT	1,983	1,561	422	627	17	2,627	
I-003320	9324	AR DOC - DELTA REGIONAL UNIT	619	447	172	139	20	778	
I-003320	9325	AR DOC - EAST ARKANSAS REGIONAL UNIT	1,572	1,233	339	645	10	2,227	
I-003320	7981	AR DOC - ESTER UNIT	707	497	210	329	20	1,056	
I-003320	9326	AR DOC - GRIMES UNIT	1,080	758	322	659	14	1,753	
I-003320	9340	AR DOC - J AARON HAWKINS SR CENTER FOR W	432	309	123	254	19	705	
I-003320	9328	AR DOC - MCPHERSON UNIT	1,209	816	393	776	41	2,026	
I-003320	9329	AR DOC - MISSISSIPPI COUNTY WORK RELEASE	186	42	144	130	9	325	
I-003320	9330	AR DOC - NORTH CENTRAL UNIT	935	656	279	128	10	1,073	
I-003320	9331	AR DOC - NW ARKANSAS WORK RELEASE CENTER	108	17	91	22	8	138	
I-003320	9332	AR DOC - OUACHITA RIVER UNIT	1,722	1,173	549	1,430	52	3,204	
I-003320	7715	AR DOC - PINE BLUFF RE-ENTRY CENTER	56	7	49	24	0	80	
I-003320	9333	AR DOC - PINE BLUFF UNIT	556	430	126	106	9	671	
I-003320	9334	AR DOC - RANDALL L WILLIAMS FACILITY	529	389	140	181	15	725	
I-003320	9097	AR DOC - STATE POLICE BARRACKS	55	41	14	9	3	67	
I-003320	9335	AR DOC - TEXARKANA REGION CORRECTION CEN	123	31	92	95	15	233	
I-003320	9327	AR DOC - TUCKER MAXIMUM SECURITY UNIT	529	406	123	205	14	748	
I-003320	7806	AR DOC - TUCKER RE-ENTRY CENTER	119	39	80	52	2	173	
I-003320	9336	AR DOC - TUCKER UNIT	999	730	269	251	15	1,265	
I-003320	9337	AR DOC - VARNER UNIT	1,663	1,300	363	454	21	2,138	
I-003320	7133	AR DOC - WRIGHTSVILLE SATELLITE UNIT	0	0	0	0	2	2	
I-003320	9338	AR DOC - WRIGHTSVILLE UNIT	849	613	236	538	18	1,405	
			16,390	11,585	4,805	7,143	342	23,875	