



# DIVISION OF CORRECTION BOARD REPORT

May 2024

Dexter Payne  
Director



## POPULATION REPORT

### RESEARCH/PLANNING

**April 2024 Admissions and Releases** – Admissions for April 2024 totaled **393** (324-males and 69-females) while releases totaled **415** (346-males and 69 females) for a net decrease in-house of 22 inmates.

**Inmate Population Growth/Projection** – At the end of April 2024, the jurisdictional population for the Division of Correction totaled **18,889**, representing an increase of **386** inmates since the first of January 2024. At reporting time, calendar year 2024 has seen an average growth rate of **97** inmates per month, which is up from an average monthly increase of **71** inmates per month during calendar year 2023.

**Average County Jail Backup** – The backup in the county jails averaged **2,057** inmates per day during the month of April 2024, which was up from the per-day average of **1,876** inmates during the month of March 2024. Of the **2,057** average, short-term revocations accounted for **423** (358 males and 65 females) during the month.

## INSTITUTIONS

### INMATE INSTITUTIONAL GRIEVANCES

**Inmate Formal/Informal Grievances:** During April, a total of 1,177 formal grievances and 1,470 informal grievances were filed at various units.

**Institutional Grievances Appeals:** There was a total of 506 appeals of institutional grievances received in April. Of those, 371 were acknowledged and 135 were rejected for various reasons. Of the total, 228 appeals answered, 227 had no merit and one had merit.

### FARM DIVISION

Spring planting is underway and going well at all farm locations. All corn crops have been planted. Rice crops have been planted at Cummins but consistent rain at Tucker delayed rice planting a little. The soybean crop has been started as well at both Cummins and East Arkansas. All fertilization programs have been finished on the wheat crops. Pricing is not as profitable as in previous years but will still produce a profit. Garden operations are in continuous production as well.

Calving season is still going strong at both Wrightsville and Cummins, approaching 400 calves. Cummins started cutting and wrapping baleage for dairy feed. Milk production is ahead of schedule for the year. U of A's Dr. Looney evaluated the herd and was able to identify and cull a few cows to give direction on the breeding program at the dairy.

Farm staff attended a job fair at UAM speaking to potential candidates for open positions. As a result, one position has been filled and another application is being processed by human resources.

## REGIONAL MAINTENANCE HOURS

Regional Maintenance Hours	April 2024
Benton Unit	5,170
Delta Regional Unit	2,712
East Arkansas Regional Unit	1,480
Grimes Unit	3,112
McPherson Unit	1,513
Mississippi County Work Release	1,080
North Central Unit	10,560
Ouachita River Correctional Unit	6,664
Randall L. Williams Unit	3,800
Texarkana Regional Corr. Ctr.	3,420
Tucker Unit	2,914
Varner Unit	2,296
Wrightsville Unit	3,820
<b>TOTAL HOURS</b>	<b>48,541</b>

## WORK RELEASE RENT REPORT

Unit	April 2024
Benton Unit	\$138,710.00
Mississippi County Work Release	\$98,010.00
Northwest Arkansas Work Release	\$62,458.00
Pine Bluff Work Release	\$42,064.00
Texarkana Regional Correctional Center	\$70,422.00
Wrightsville Hawkins Unit	\$36,696.00
<b>TOTAL</b>	<b>\$448,360.00</b>

**REENTRY**

**PROGRAMS - April 2024**

Program Name	Beginning Count	Admitted	Removed	Graduated	End Count	Volunteer Hours
Juvenile Program* (RLW)	5	2	0	0*	7	0
Release (Ester)	11	7	2	0	16	3
Veterans Program (Ester)	18	0	0	0	18	3
AFC - Pathway Home 4	6	0	1	0	5	0
<b>TOTAL</b>	<b>40</b>	<b>9</b>	<b>3</b>	<b>0</b>	<b>46</b>	<b>6</b>

\*Juveniles are transferred from the program once they reach the age of 18.

**WORKFORCE ALLIANCE FOR GROWTH IN THE ECONOMY (WAGE)**

April 2024 Capacity: 120 Unit:	Participants	Status
Delta	24	Active
Ester	0	Not Active
Hawkins	5	Active
McPherson	8	Active
North Central	0	Not Active
Ouachita River	11	Active
Tucker	23	Active
Wrightsville	3	Active
<b>TOTAL</b>	<b>74</b>	

**WRIGHTSVILLE-HAWKINS PATHWAY TO FREEDOM PROGRAM**

April 2024 Capacity: 200	Beginning Count	Enrolled During the Month	Removed	End Count*
Wrightsville-Hawkins PTF	200	24	24	200

\*The "End Count" column includes 14 graduates who remain in the Pathway to Freedom barracks.

**ADVANCED PRINCIPLES AND APPLICATIONS FOR LIFE PROGRAM (APAL)**

April 2024 Capacity: 86	Beginning Count	Admissions During Mo.	Removed*	End Count
Ester	58	0	1	57
Hawkins	17	2	4	15
<b>TOTAL</b>	<b>75</b>	<b>2</b>	<b>5</b>	<b>72</b>

Advanced PAL is an 18-month reentry program that combines a pre-release curriculum with the PAL program.

\*The "Removed" column indicates the number of participants who paroled, completed the program, withdrew from the program, transferred, or were removed from the program for another reason.

**THINK LEGACY**

April 2024 Capacity: 324 Unit	Beginning Count	Admitted	Graduated	Removed*	End Count
Cummins	5	0	0	0	5
Delta Regional	24	0	0	2	22
East Arkansas Regional	22	0	0	5	17
McPherson	24	0	0	4	20
North Central	16	0	0	0	16
Ouachita River	21	0	0	0	21
Tucker	12	0	0	2	10
<b>TOTAL</b>	<b>124</b>	<b>0</b>	<b>0</b>	<b>13</b>	<b>111</b>

**THINK LEGACY VOLUNTEER HOURS = 26**

\*The "Removed" column indicates the total number of participants who paroled, signed out, transferred, or were removed from the program for any other reason and are no longer in the barracks.

**COLLEGE REPORT April 2024**

COLLEGE PROGRAM LOCATIONS	Beginning Count	Admissions During Mo.	Removed During Mo.	End Count	Staff Enrolled
<b>Arkansas State University</b>					
Grimes Unit	21	0	3	18	0
McPherson Unit	55	0	2	53	0
<b>Ashland University</b>					
North Central Unit	10	0	1	9	0
<b>Mid-America Seminary College</b>					
Varner Unit	36	0	0	36	0
<b>Philander Smith College</b>					
East Arkansas Regional Unit	42	0	2	40	0
Tucker Unit	24	0	1	23	0
<b>Southeast Arkansas College</b>					
Cummins Unit	40	0	5	35	0
Delta Unit	14	0	0	14	0
Varner Unit	35	0	1	34	0
<b>Shorter College</b>					
Hawkins Unit	20	0	5	15	0
Ouachita River Unit	19	0	0	19	0
Pine Bluff Complex	40	0	3	37	0
Texarkana Regional	5	0	1	4	0
Wrightsville Unit	9	0	0	9	0
<b>TOTAL</b>	<b>370</b>	<b>0</b>	<b>24</b>	<b>346</b>	<b>0</b>

**TRAINING**

**DIVISION OF CORRECTION**

**TRAINING - April 2024**

**BASIC TRAINING DIVISION –**

**BCOT Class 2024-D**, led by instructor Rachel Cherry, graduated on April 12 with a total of 35 cadets.

**IN-SERVICE DIVISION –**

There were 11 in-service classes held by the Training Academy during the month.

**eCADEMY –**

During April, 594 ADC employees completed a total of 8,089 hours of eCADEMY training.

**HEALTH/CORRECTIONAL PROGRAMS**

**CHAPLAINCY SERVICES AND COMMUNITY SPEAKING EVENTS**

**All Facilities –**

Islamic residents concluded observation of the month of Ramadan on April 9. Muslim inmates who observed Ramadan commemorated its conclusion by participating in the Eid ul Fitr feast.

**East Arkansas Regional Unit –**

Chaplaincy Services hosted a unit staff worship gathering on April 24. A total of 23 staff members attended.

**Ester Unit –**

Long-time ADC volunteer Vernon Livingston led revival services at the Ester Chapel on April 19-21 with 157 residents in attendance.

**Hawkins Unit –**

Mt. Harmony Community Church cooked and served fish and/or chicken boxes to the Hawkins residents and staff on Friday, April 19.

The Christian Motorcycle Association conducted a motorcycle rodeo at Hawkins on Saturday, April 20. The volunteers also led worship services on the 19th and 20th.

**Maximum Security Unit –**

On April 6, Chaplain Bourgeois spoke at the Gideon’s International Arkansas State Convention discussing both prison ministry and our agency’s statewide need for new and dedicated staff.

On April 10, eight representatives of Gideon’s International visited the facility and distributed Bibles to inmates who wished to receive them.

The Forever Free addiction recovery program launched meetings in the unit on April 25.

**Tucker Unit –**

The forty-sixth Kairos Walk event at Tucker Unit ran from April 25 - April 28. Twelve volunteers guided eighteen inmate participants through the event.

**Varner Unit –**

Senior Chaplain Dexter McDonnell recruited volunteers for the prison ministry at the Regular Baptist Arkansas State Convention on April 22 - 25.

**Wrightsville Unit –**

The Christian Motorcycle Association conducted a motorcycle rodeo and led worship services on the 19th and 20th of April at Wrightsville Unit.

**ACCREDITATION**

**ACA Internal Audits Completed:**

04/15-04/17 McPherson ACA Re-Accreditation

04/17-04-19 Grimes ACA Re-Accreditation

**Classes Taught:**

04/10 Leadership Development II

04/11 BCOT

Fire/Safety and Sanitation independent audits conducted by the Fire/Safety and Sanitation Coordinator:

04/01-04/04 Cummins Independent Audit

04/09-04/12 ORCU Independent Audit

**VOLUNTEER SERVICES - April 2024**

Program Name	Hours
Release (Ester)	3
Veteran (Ester)	3
NTI (NWARC)	16
Yoga (Varner)	2.25
<b>Total</b>	<b>24.25</b>

**MENTAL HEALTH SERVICES**

**Reduction of Sexual Victimization Program (RSVP) and Sex Offender Treatment Programs (SOFT):**

April 2024	Capacity	Beginning Count	Completed	Removed	Admissions	End Count
RSVP	238	165	0	10	81	236
SOFT	30	13	2	2	2	13
<b>Total</b>	<b>268</b>	<b>178</b>	<b>2</b>	<b>12</b>	<b>83</b>	<b>249</b>

There are 748 males on the waiting list for RSVP and zero females on the waiting list for SOFT who are within five years of their TE date. Of those, seven inmates are mandated by the Post Prison Transfer Board.

The average time on the waiting list from request is between one and two months for those stipulated.

\*The total on the waiting list, including those not currently within the identified timeframe, is 1,569 males and zero females. Of these, 748 are eligible and 821 are ineligible for the program. There are zero PREA inmates in the program at this time.

\*Ineligibility is due to being in restrictive housing, having class IV status, or receiving a major disciplinary within the last 60 days.

**Substance User Rehabilitation Services (SURS):**

April 2024 Unit	Capacity	Beginning Count	Completed	Removed	Admissions	End Count
Benton	20	20	9	0	9	20
Cummins	45	38	9	2	17	44
Grimes	50	50	5	2	6	49
Maximum Security	4	2	0	0	0	2
McPherson	150	148	17	7	26	150
Randall L. Williams	150	142	35	8	38	137
Tucker	62	58	11	4	11	54
Wrightsville	150	134	14	7	30	143
<b>Total</b>	<b>631</b>	<b>592</b>	<b>100</b>	<b>30</b>	<b>137</b>	<b>599</b>

For TC/SURS, there are 2,785 males and 360 females on the waiting list who are within five years of their release date. Of those, 108 are mandated by the Post Prison Transfer Board.

The average time on the waiting list from request is 14 days.

\*The total on the waiting list, including those not currently within the identified timeframe, is 3,976 males and 468 females. Of these, 3,253 are eligible and 1,191 are ineligible for the program.

**\*Ineligibility is due to being in restrictive housing, having class IV status, or receiving a major disciplinary within the last 60 days.**

**Ouachita River Correctional Unit (ORCU) Residential Program Unit (RPU):**

The RPU had three admissions and zero discharges in April for an end-of-month count of 119.

**McPherson Unit Mental Health Residential Program Unit (RPU):**

There were two admissions and two discharges in April for an end-of-month count of 40.

**Habilitation Program:**

The Habilitation Program at the Ouachita River Correctional Unit provided treatment services to 42 inmates in April. There were zero admissions and zero discharges, which resulted in an end-of-month count of 42.

**Suicide:**

There were 102 suicidal threats in April. There were six attempts, two of which resulted in death.

**Staffing:**

The following Mental Health Services and Substance User Rehabilitation Services (SURS) positions were vacant in March and April 2024:

Positions	FTEs*	March	April
Mental Health Administrator	1	0	0
Psychologists	4	2	2
Psychological Examiners	1	0	0
Social Workers	25	7	9
Licensed Professional Counselors	4	1	1
Rehab Director	1	1	1
Rehab Facility Supervisors	3	1	3
Advisors	61	32	33
Substance Abuse Program Coord.	6	2	4
Substance Abuse Program Leaders	40	15	36
Administrative Specialist	11	4	6
Rehab Program Managers	8	8	8

\*FTE refers to authorized Full Time Equivalent positions.

**Self-Study Classes:**

Classes	Number of Participants	Number Completed	Waiting List
Anger Management	154	154	467
Thinking Errors	198	185	482
Substance Abuse Education	167	167	452
Communication Skills	204	204	557
Domestic Violence	65	65	132
Victims of Domestic Violence	82	81	30
Stress Management	167	167	503
Parenting	93	92	179

**Outpatient:**

There were 2,242 inmates on the mental health medical log at the beginning of April. Mental Health staff conducted the following contacts during the month:

Case Management Contacts	1,826
Requests for Interviews	471
Testing	1
Intakes	492
Unit Requests	1,523
Pre-Lockup Reviews	342
Routine Restrictive Housing Reviews	1,175
Restrictive Housing Rounds	11,884
PREA Evaluations	60
Routine Follow-up	504
834 Requests	47

**MENTAL HEALTH SERVICES, *continued***

**County Mental Health Requests:**

During April, there were 168 requests received of a mental health nature. Of those, five inmates were fast-tracked to ADC.

**County Medical Health Requests:**

During April, there were 797 requests received of a medical nature. A total of 12 inmates were fast-tracked to ADC.

**Medical Contract Reimbursements:**

Sanction reimbursements for ADC in March amounted to \$4,500.00.

**Deaths:**

There were four inmate deaths during the month of April. Two were claimed, two were cremated and claimed. There were zero not claimed.

**Wellpath:**

See attachment for Wellpath's report regarding outside beds and emergency room visits.

**Medical Grievances:**

In April, there were 96 appeals of medical grievances received and 144 appeals were answered. Two were found to be with merit and eight with merit but resolved.

**SEX OFFENDER ASSESSMENT**

**Assessments Completed:**

Risk Level	April	September 1999 through April 2024
Level 1	1	1,248
Level 2	54	9,717
Level 3	13	8,151
Level 4	1	758
Default 3	2	*
<b>Total</b>	<b>71</b>	<b>19,874</b>

\*Default Level 3's are included in the total number of Level 3's to date.

**ACIC Numbers:**

The total number of sex offenders registered from September 1999 through April 2024:

Compliant	8,995
Delinquent	1,454
Confined	3,807
Out-of-State	4,414
Address Unknown	139
Deported	206
Incapacitated	134
Out of USA	82
<b>Total</b>	<b>19,231</b>

Consistent with current Arkansas law, deceased offenders no longer remain on the registry.

**PAWS IN PRISON**

April 2024 Unit	Enrolled	Graduated	Foster	Volunteer Hours
Hawkins Unit	5	1	0	0
Maximum Security Unit	6	4	1	4
McPherson Unit	0	0	0	0
North Central Unit	4	1	0	0
Ouachita River Correctional Unit	7	2	0	0
Randall L. Williams Unit	4	2	0	8
Tucker Unit	8	2	1	4
<b>Total</b>	<b>34</b>	<b>12</b>	<b>2</b>	<b>16</b>

**Completed Paws in Prison Training:**

April 2024 Program Graduates	12
YTD Program Graduates	73
Total Graduates Since Inception (Dec 2011)	2,418
Dogs Currently in Foster (Graduated, but Not Adopted)	2
April 2024 Volunteer Hours	16
YTD Volunteer Hours	34

**AGENCY HIGHLIGHTS**

**APRIL 2024**

**PROMOTIONS**

Some of the security promotions during the month of April included:

**Central Transportation**

- Sgt. Charlie Scott

**Cummins Unit**

- Sgt. Bryant Campbell-Beebe
- Sgt. Kimberly Davis
- Sgt. Clinton Walker

**Delta Regional Unit**

- Sgt. Chris Pittillo

**Maximum Security Unit**

- Cpl. Catarenna Berardesca

**McPherson Unit**

- Sgt. Christopher Demotopoulos
- Sgt. Ontario Moreland

**Ouachita River Unit**

- Cpl. Victoria Hall
- Lt. Donald Moreland
- Lt. Chad Sorg

**Varner Unit**

- Sgt. Lathan Harris
- Sgt. Takeria Webb


**ADC CARRIES THE TORCH IN THE ANNUAL SPECIAL OLYMPICS TORCH RUN**

Members of the ADC family and other local law enforcement agencies participated in Area 9's 2024 Law Enforcement Torch Run benefiting Special Olympics of Arkansas raising over \$3,900. Participants completed the mile and half stretch through White Hall escorted by White Hall Police Department, Jefferson County Sheriff's Department and Emergency Ambulance Service Inc.!



**ADC LOCATIONS ADDED TO ARKANSAS HISTORIC REGISTER**

The State Review Board of the Arkansas Historic Preservation Program added the Tucker State Farm, Island of Hope Chapel at the Tucker Unit and Cummins Unit Prison Chapel to the Arkansas Historic Register. The Board also voted to submit applications for both chapels to be added to the National Register of Historic Places.



**MCPHERSON UNIT COMPLETES ACA REACCREDITATION AUDIT**

Congratulations to Warden Nurzuhal and the magnificent Staff at the McPherson Unit on their recent American Correctional Association (ACA) Re-Accreditation Audit receiving the outstanding scores of 100% on the Mandatory Standards/Best Practices and 99.8% on Non-Mandatory Standards/Best Practices. The auditors did a very thorough audit of the facility and were very impressed with the overall operations and cleanliness of the facility. They bragged on the programs, staff/inmate communication, and the maintenance of the compound. Great Job Team McPherson!



**GRIMES UNIT HOSTS ACA REACCREDITATION AUDIT**

Congratulations to Warden Tommy Hurst and the outstanding staff at the Grimes Unit on their recent American Correctional Association (ACA) Reaccreditation Audit receiving the outstanding scores of 100% on the Mandatory Standards/Best Practices and 99.8% on Non-Mandatory Standards/Best Practices. The auditors did a very thorough audit of the facility and were very impressed with the overall operations of the facility. The auditors were very complementary of the staff and cleanliness of the facility. The only standard missed was the one on staff vacancy! Great job Grimes Unit!! Thank you for your hard work year round to ensure the facility is operating according to best practices in corrections!



**WARDENS ATTEND PEER INTERACTION TRAINING PROGRAM IN TEXAS**

Warden James Shipman and Deputy Wardens Brandon Carrol, Kenny Davis, and Adam Clark recently attended the Wardens Peer Interaction Training Program at the Texas Correctional Management Institute, a part of Sam Houston State University, in Huntsville, TX. The primary goal of the training is to provide a forum for wardens, deputy wardens, and superintendents from different jurisdictions to identify and discuss critical issues affecting the management and direction of prison operations.



**ORCU HOSTS REENTRY SIMULATION**

The Arkansas Division of Correction's Programs Division held a Reentry Simulation at the Ouachita River Correctional Unit. Offenders and ORCU staff got a small glimpse of the barriers many offenders face when they reenter the community.



## REGIONAL MAINTENANCE PROJECT HIGHLIGHTS

APRIL 2024

**DeRoche Ballfield Clean-up - April 1:**  
Ouachita River Unit Regional Maintenance



**Dumas Ballfield Cleanup - April 25:**  
Varner Unit Regional Maintenance



**Oakland Cemetary Ditch Clean Up - April 18:**  
Wrightsville Complex Regional Maintenance



2024 INFORMAL GRIEVANCE REPORT

Month	BENTON	HAWK/M	HAWK/F	WRTS	EARU & MX	GRIMES	RLW	MCWR	MCPH	MSU	NCU	PBU	NWA	TU	TRCC	VSMX	VU	CU & CMU	ORCU	Ester	DRU	TOTAL	
JAN	1	10	13	60	211	211	14	0	296	73	68	27	2	53	0	136	41	92	116	28	147	1,599	
FEB	2	5	15	73	195	260	20	0	274	84	42	16	0	76	1	170	35	174	118	25	106	1,691	
MAR	0	11	7	52	171	266	12	0	231	49	62	25	0	63	1	139	43	212	109	26	83	1,562	
APR	2	11	24	61	211	218	15	0	155	39	71	22	0	68	0	170	36	172	89	31	75	1,470	
MAY																						0	
JUN																							0
JUL																							0
AUG																							0
SEPT																							0
OCT																							0
NOV																							0
DEC																							0
TOTAL	5	37	59	246	788	955	61	0	956	245	243	90	2	260	2	615	155	650	432	110	411	6,322	

2024 FORMAL GRIEVANCE REPORT

Month	BENTON	HAWK/M	HAWK/F	WRTS	EARU & MX	GRIMES	RLW	MCWR	MCPH	MSU	NCU	PBU	NWA	TU	TRCC	VSMX	VU	CU & CMU	ORCU	Ester	DRU	TOTAL	
JAN	0	4	3	26	302	115	10	0	135	79	56	24	0	20	0	100	22	65	89	14	75	1,139	
FEB	0	0	8	32	278	126	14	2	136	118	37	15	0	41	0	130	22	109	81	6	50	1,205	
MAR	2	4	3	41	288	157	10	0	108	85	56	11	0	28	1	100	22	155	67	8	56	1,202	
APR	0	5	12	22	357	121	10	1	93	81	41	17	0	33	0	146	18	116	52	11	41	1,177	
MAY																							0
JUN																							0
JUL																							0
AUG																							0
SEPT																							0
OCT																							0
NOV																							0
DEC																							0
TOTAL	2	13	26	121	1,225	519	44	3	472	363	190	67	0	122	1	476	84	445	289	39	222	4,723	

Report includes Pine Bluff Reentry (PBR), Pine Bluff Unit (PBU) and Pine Bluff Work Release (PBW).



## INMATE INSTITUTIONAL GRIEVANCE APPEAL REPORT – APRIL 2024

	Acknowledged	Rejected	Processed W/O Merit	Processed W/ Merit
Benton Unit	0	0	0	0
Benton Work Release	0	0	0	0
Cummins Unit	26	17	7	0
Cummins Modular Unit	0	0	0	0
Delta Regional Unit	13	9	3	1
East Arkansas Regional Unit	22	3	8	0
East Arkansas Regional Max Unit	71	15	60	0
Ester Unit	2	0	1	0
Grimes Unit	32	9	14	0
Maximum Security Unit	56	22	33	0
Tucker Re-Entry	0	0	0	0
McPherson Unit	9	6	12	0
McPherson Mental Health Residential Program Unit	0	0	0	0
Mississippi County Work Release Center	1	3	0	0
Northwest Arkansas Work Release Center	0	0	0	0
North Central Unit	20	0	11	0
Ouachita River Correctional Unit	6	9	3	0
ORCU Hospital	0	1	0	0
ORCU New Commitment	0	1	0	0
ORCU Mental Health Residential Program Unit	1	0	2	0
Pine Bluff Unit	2	0	1	0
Pine Bluff Re-Entry	0	0	0	0
Randall L. Williams Correctional Facility	3	0	4	0
Texarkana Regional Correctional Center	0	0	0	0
Tucker Unit	21	11	22	0
Varner Super Max	68	16	37	0
Varner Unit	8	3	4	0
Wrightsville Unit	7	7	5	0
Hawkins Center	3	3	0	0
Hawkins for Males	0	0	0	0
Hawkins SPU	0	0	0	0
<b>Total</b>	<b>371</b>	<b>135</b>	<b>227</b>	<b>1</b>

## ADMISSIONS AND RELEASES – APRIL 2024

<b>Admissions</b>	<b>Male</b>	<b>Female</b>	<b>Total</b>
Asian	1	0	1
Black	118	14	132
Caucasian	194	49	243
Hispanic	9	5	14
Native American Indian	0	0	0
Native Hawaiian or Pacific Island	1	1	2
Other	1	0	1
Unknown	0	0	0
<b>Total</b>	<b>324</b>	<b>69</b>	<b>393</b>

<b>Releases</b>	<b>Male</b>	<b>Female</b>	<b>Total</b>
Asian	4	0	4
Black	121	10	131
Caucasian	208	56	264
Hispanic	13	3	16
Native American Indian	0	0	0
Native Hawaiian or Pacific Island	0	0	0
Other	0	0	0
Unknown	0	0	0
<b>Total</b>	<b>346</b>	<b>69</b>	<b>415</b>

ADC INMATE POPULATION GROWTH 2000-2028 - APRIL 2024

Mo.	2000	2001	2002	2003	2004	2005	2006	2007	2008	2009	2010	2011	2012	2013	2014	2015	2016	2017	2018	2019	2020	2021	2022	2023	2024
Jan.	11,984	11,908	12,402	13,015	13,105	13,595	13,481	13,839	14,518	14,796	15,334	16,312	15,134	14,815	17,481	18,142	17,785	17,824	18,201	17,958	17,989	16,119	17,154	17,682	18,522
Feb.	12,169	12,022	12,529	13,054	13,166	13,783	13,633	14,012	14,603	14,883	15,374	16,209	14,990	15,008	17,438	18,082	17,625	17,608	17,998	17,846	18,181	16,120	17,077	17,814	18,612
March	12,006	12,033	12,299	13,108	13,088	13,418	13,534	13,772	14,580	14,843	15,290	16,095	14,964	14,665	17,395	18,233	17,573	17,666	18,089	17,898	17,860	16,085	16,992	18,075	18,820
April	12,069	12,167	12,465	13,213	13,323	13,469	13,554	13,851	14,769	14,937	15,570	16,172	15,124	14,850	17,604	18,703	17,815	17,798	18,227	17,977	17,331	16,250	17,059	18,206	18,889
May	12,109	12,384	12,558	13,463	13,556	13,528	13,711	14,146	14,880	15,146	15,694	16,062	15,132	15,074	17,593	18,693	17,769	17,652	17,945	17,817	16,694	16,476	17,229	18,267	
June	12,005	12,108	12,439	13,418	13,389	13,251	13,430	13,915	14,700	15,025	15,564	15,554	14,832	14,825	17,340	18,813	17,973	17,963	17,972	17,942	16,552	16,560	17,129	18,213	
July	12,030	12,190	12,622	13,509	13,528	13,286	13,560	14,082	14,868	15,195	15,807	15,519	14,879	15,379	17,522	18,870	18,130	18,180	18,005	18,002	16,511	16,638	17,109	18,397	
August	12,087	12,371	12,815	13,565	13,632	13,419	13,646	14,224	15,100	15,385	15,829	15,240	14,675	16,103	17,549	18,806	17,919	18,051	17,751	18,090	16,367	16,655	17,274	18,375	
September	11,983	12,289	12,774	13,341	13,516	13,237	13,652	14,217	14,850	15,285	16,025	15,172	14,724	16,412	17,605	18,549	18,026	18,179	17,865	17,856	16,215	16,698	17,432	18,380	
October	12,119	12,348	12,942	13,341	13,584	13,363	13,775	14,349	14,836	15,381	16,311	15,271	14,856	16,993	17,880	18,430	18,127	18,348	17,943	17,947	16,311	16,821	17,480	18,557	
November	12,094	12,408	13,162	13,408	13,706	13,587	13,913	14,437	15,025	15,340	16,460	15,205	14,625	17,168	17,848	17,981	17,573	17,973	17,666	18,060	16,165	16,982	17,521	18,500	
December	11,856	12,333	12,845	13,106	13,470	13,338	13,728	14,315	14,716	15,199	16,204	15,062	14,654	17,235	17,874	17,707	17,537	18,078	17,799	17,759	16,094	17,023	17,648	18,503	
Net Ann. Inc.	29	477	512	261	364	-132	390	587	401	483	1,005	-1,142	-408	2,581	639	-167	-170	541	-279	-40	-1,665	929	625	855	386
Avg. Mo. Inc.	2	40	43	22	30	-11	33	49	33	40	84	-95	-34	215	53	-14	-14	45	-23	-3	-139	77	52	71	97

Population is total jurisdictional count at end of each month. Population at end of month December 1999 was 11,827.

Average monthly population increased for past fifteen years 2009 - 2023 is 21

Average monthly population increased for past ten years Jan. 2014 - Dec 2023 is 11

Average monthly population decreased for past five years 2019 - 2023 is 12

Projected at Growth of 21 per Month

Mo.	2008	2009	2010	2011	2012	2013	2014	2015	2016	2017	2018	2019	2020	2021	2022	2023	2024	2025	2026	2027	2028	2029
	Actual	Actual	Actual	Actual	Actual	Actual	Actual	Actual	Actual	Actual	Actual	Actual	Actual	Actual	Actual	Actual	Actual/ Proj	Proj.	Proj.	Proj.	Proj.	Proj.
January	14,518	14,796	15,334	16,312	15,134	14,815	17,481	18,142	17,785	17,824	18,201	17,958	17,989	16,119	17,154	17,682	18,522	19,078	19,330	19,582	19,834	20,086
February	14,603	14,883	15,374	16,209	14,990	15,008	17,438	18,082	17,625	17,608	17,998	17,846	18,181	16,120	17,077	17,814	18,612	19,099	19,351	19,603	19,855	20,107
March	14,580	14,843	15,290	16,095	14,964	14,665	17,395	18,233	17,573	17,666	18,089	17,898	17,860	16,085	16,992	18,075	18,820	19,120	19,372	19,624	19,876	20,128
April	14,769	14,937	15,570	16,172	15,124	14,850	17,604	18,703	17,815	17,798	18,227	17,977	17,331	16,250	17,059	18,206	18,889	19,141	19,393	19,645	19,897	20,149
May	14,880	15,146	15,694	16,062	15,132	15,074	17,593	18,693	17,769	17,652	17,945	17,817	16,694	16,476	17,229	18,267	18,910	19,162	19,414	19,666	19,918	20,170
June	14,700	15,025	15,564	15,554	14,832	14,825	17,340	18,813	17,973	17,963	17,972	17,942	16,552	16,560	17,129	18,213	18,931	19,183	19,435	19,687	19,939	20,191
July	14,868	15,195	15,807	15,519	14,879	15,379	17,522	18,870	18,130	18,180	18,005	18,002	16,511	16,638	17,109	18,397	18,952	19,204	19,456	19,708	19,960	20,212
August	15,100	15,385	15,829	15,240	14,675	16,103	17,549	18,806	17,919	18,051	17,751	18,090	16,367	16,655	17,274	18,375	18,973	19,225	19,477	19,729	19,981	20,233
September	14,850	15,285	16,025	15,172	14,724	16,412	17,605	18,549	18,026	18,179	17,865	17,856	16,215	16,698	17,432	18,380	18,994	19,246	19,498	19,750	20,002	20,254
October	14,836	15,381	16,311	15,271	14,856	16,993	17,880	18,430	18,127	18,348	17,943	17,947	16,311	16,821	17,480	18,557	19,015	19,267	19,519	19,771	20,023	20,275
November	15,025	15,340	16,460	15,205	14,625	17,168	17,848	17,981	17,573	17,973	17,666	18,060	16,165	16,982	17,521	18,500	19,036	19,288	19,540	19,792	20,044	20,296
December	14,716	15,199	16,204	15,062	14,654	17,235	17,874	17,707	17,537	18,078	17,799	17,759	16,094	17,023	17,648	18,503	19,057	19,309	19,561	19,813	20,065	20,317
Net Ann. Inc.	401	483	1,005	-1,142	-408	2,581	639	-167	-170	541	-279	-40	-1,665	929	625	855	554	252	252	252	252	252
Ave. Mo. Inc.	33	40	84	-95	-34	215	53	-14	-14	45	-23	-3	-139	77	52	71	46	21	21	21	21	21

MONTHLY POPULATION AVERAGES - APRIL 2024

Unit/Center	4/1	4/2	4/3	4/4	4/5	4/8	4/9	4/10	4/11	4/12	4/15	4/16	4/17	4/18	4/19	4/22	4/23	4/24	4/25	4/26	4/29	4/30	AVG
Benton	359	357	359	358	356	354	353	354	356	357	357	360	358	357	356	356	353	351	350	351	350	351	355
Cummins	1,991	1,996	1,995	1,999	1,998	2,000	2,000	1,993	1,988	1,987	1,985	1,981	1,973	1,971	1,980	1,976	1,973	1,960	1,964	1,978	1,980	1,975	1,984
Delta	630	630	632	631	628	627	627	627	622	620	619	617	625	625	622	626	618	620	621	624	622	620	624
East AR Reg	1,648	1,647	1,649	1,650	1,645	1,647	1,647	1,647	1,644	1,649	1,653	1,648	1,650	1,648	1,646	1,644	1,639	1,638	1,642	1,642	1,642	1,640	1,646
Ester	685	680	680	674	684	695	695	698	697	696	697	698	697	696	689	688	686	693	691	698	696	697	691
Grimes	1,090	1,088	1,088	1,088	1,080	1,086	1,086	1,091	1,093	1,091	1,090	1,090	1,090	1,097	1,097	1,097	1,098	1,098	1,100	1,099	1,099	1,100	1,093
Max Sec	579	576	577	577	576	577	577	579	582	582	582	582	582	582	583	583	584	585	586	586	586	586	581
McPherson	1,048	1,048	1,053	1,053	1,040	1,052	1,052	1,051	1,051	1,051	1,052	1,047	1,052	1,045	1,048	1,047	1,044	1,051	1,051	1,049	1,054	1,049	1,049
MCWRC	185	187	186	186	186	186	186	186	186	185	185	185	180	181	180	180	180	180	185	184	183	183	184
N Central	937	935	933	927	931	927	926	931	931	932	938	937	937	940	939	928	938	935	934	934	934	935	934
NWAWRC	99	100	100	100	100	99	99	100	100	100	100	100	100	100	100	100	98	99	100	100	98	100	100
Ouachita River	1,912	1,907	1,907	1,901	1,900	1,911	1,910	1,909	1,899	1,901	1,894	1,892	1,895	1,893	1,899	1,902	1,908	1,907	1,904	1,897	1,898	1,895	1,902
Randall L Williams	548	546	544	550	547	547	546	543	542	541	542	541	544	541	537	533	542	538	538	536	533	531	541
Pine Bluff	541	539	537	538	544	542	539	539	536	535	534	532	532	532	529	527	526	532	533	534	534	535	535
PB Reentry	52	52	52	50	50	50	51	51	51	51	51	50	51	51	51	51	51	51	51	52	52	52	51
TRCC	134	134	137	134	134	134	134	134	134	134	134	134	134	134	134	134	134	134	134	132	132	134	134
Tucker	991	989	989	988	992	989	989	997	998	1,001	999	996	995	999	995	993	985	988	1,001	999	997	996	994
Vamer	1,705	1,705	1,706	1,703	1,702	1,704	1,704	1,706	1,705	1,704	1,703	1,708	1,708	1,705	1,703	1,699	1,703	1,703	1,701	1,699	1,704	1,703	1,704
Wrightsville	859	861	860	853	857	863	863	861	865	865	860	861	861	859	855	857	859	860	866	866	865	867	861
WR Hawkins-Females	256	256	256	255	255	255	255	256	256	256	253	253	253	253	253	253	254	254	254	254	254	252	254
WR Hawkins-Males	200	199	199	199	200	198	198	196	198	200	198	200	200	199	199	199	198	197	197	197	199	200	199
Total ADC	16,449	16,432	16,439	16,414	16,405	16,443	16,437	16,449	16,434	16,438	16,426	16,412	16,417	16,408	16,395	16,373	16,371	16,374	16,403	16,411	16,412	16,401	16,416
ALETA	16	16	16	16	16	16	16	15	15	15	15	15	15	15	15	15	15	15	15	15	15	15	15
Ar State Police	55	54	55	55	55	55	55	55	55	55	55	56	56	56	56	56	59	59	58	58	58	58	56
Co Jail / M	1,779	1,784	1,792	1,799	1,826	1,820	1,833	1,824	1,859	1,885	1,867	1,859	1,865	1,882	1,898	1,923	1,921	1,955	1,921	1,892	1,905	1,911	1,864
Co Jail / F	177	176	177	182	189	178	181	182	186	190	194	196	195	199	198	200	199	202	200	195	179	175	189
Total Co Jail BK	1,956	1,960	1,969	1,981	2,015	1,998	2,014	2,006	2,045	2,075	2,061	2,055	2,060	2,081	2,096	2,123	2,120	2,157	2,121	2,087	2,084	2,086	2,053
309/M	187	187	186	186	185	185	185	185	190	191	189	189	188	188	188	188	187	187	187	188	188	188	187
309/F	115	115	115	114	114	114	114	113	113	114	112	112	115	115	116	115	115	114	114	113	113	113	114
Total Act 309	302	302	301	300	299	299	299	299	303	304	303	301	300	303	303	304	302	302	301	302	301	301	301
Total Non ADC	2,329	2,332	2,341	2,352	2,385	2,368	2,384	2,375	2,418	2,449	2,434	2,427	2,431	2,455	2,470	2,498	2,496	2,533	2,495	2,462	2,458	2,460	2,425
Total	18,778	18,764	18,780	18,766	18,790	18,811	18,821	18,824	18,852	18,887	18,860	18,839	18,848	18,863	18,865	18,871	18,867	18,907	18,898	18,873	18,870	18,861	18,841

FISCAL YEAR 2024 COUNTY JAIL BACKUP - APRIL 2024

DAY	Jul-23	Aug-23	Sep-23	Oct-23	Nov-23	Dec-23	Jan-24	Feb-24	Mar-24	Apr-24
1	* 2,053	2,207	2,062	* 2,009	1,890	1,753	1,651	1,689	1,828	1,956
2	* 2,053	2,206	* 2,062	2,016	1,911	* 1,753	1,651	1,704	* 1,828	1,960
3	2,073	2,202	* 2,062	2,004	1,886	* 1,753	1,676	* 1,704	* 1,828	1,969
4	2,077	2,218	2,052	2,013	* 1,886	1,719	1,676	* 1,704	1,824	1,981
5	2,077	* 2,218	2,052	2,022	* 1,886	1,687	1,693	1,663	1,848	2,015
6	2,085	* 2,218	2,054	2,015	1,857	1,693	* 1,693	1,682	1,834	* 2,015
7	2,120	2,163	2,028	* 2,015	1,867	1,692	* 1,693	1,658	1,856	* 2,015
8	* 2,120	2,156	2,044	* 2,015	1,862	1,700	1,686	1,661	1,846	1,998
9	* 2,120	2,137	* 2,044	2,051	1,848	* 1,700	1,691	1,668	* 1,846	2,014
10	2,139	2,132	* 2,044	2,010	1,855	* 1,700	1,680	* 1,668	* 1,846	2,006
11	2,103	2,127	2,030	2,033	* 1,855	1,695	1,694	* 1,668	1,844	2,045
12	2,087	* 2,127	2,021	2,050	* 1,855	1,711	1,709	1,705	1,858	2,075
13	2,103	* 2,127	1,989	2,030	1,855	1,653	* 1,709	1,708	1,877	* 2,075
14	2,111	2,119	2,019	* 2,030	1,874	1,628	* 1,709	1,720	1,886	* 2,075
15	* 2,111	2,116	2,046	* 2,030	1,847	1,596	1,692	1,713	1,886	2,061
16	* 2,111	2,120	* 2,046	2,008	1,881	* 1,596	1,692	1,746	* 1,886	2,055
17	2,106	2,122	* 2,046	2,023	1,895	* 1,596	1,694	* 1,746	* 1,886	2,060
18	2,114	2,147	2,030	2,027	* 1,895	1,573	1,698	* 1,746	1,877	2,081
19	2,144	* 2,147	2,000	2,044	* 1,895	1,572	1,698	1,770	1,876	2,096
20	2,146	* 2,147	1,999	2,041	1,867	1,607	* 1,698	1,770	1,886	* 2,096
21	2,153	2,104	2,046	* 2,041	1,816	1,630	* 1,698	1,755	1,900	* 2,096
22	* 2,153	2,101	2,057	* 2,041	1,818	1,647	1,723	1,737	1,880	2,123
23	* 2,153	2,111	* 2,057	2,058	1,783	* 1,647	1,705	1,757	* 1,880	2,120
24	2,146	2,118	* 2,057	1,956	1,783	* 1,647	1,695	* 1,757	* 1,880	2,157
25	2,150	2,152	2,035	1,962	* 1,783	1,651	1,686	* 1,757	1,888	2,121
26	2,182	* 2,152	2,026	1,935	* 1,783	1,651	1,694	1,771	1,874	2,087
27	2,212	* 2,152	1,992	1,934	1,783	1,651	* 1,694	1,782	1,909	* 2,087
28	2,225	2,155	1,981	* 1,934	1,781	1,670	* 1,694	1,813	1,935	* 2,087
29	* 2,225	2,154	2,009	* 1,934	1,778	1,670	1,676	1,800	1,955	2,084
30	* 2,225	2,118	* 2,009	1,938	1,755	* 1,651	1,682		* 1,955	2,086
31	2,187	2,099		1,913		* 1,651	1,678		* 1,955	
<b>Avg Daily Backup</b>	<b>2,131</b>	<b>2,147</b>	<b>2,033</b>	<b>2,004</b>	<b>1,844</b>	<b>1,663</b>	<b>1,691</b>	<b>1,725</b>	<b>1,876</b>	<b>2,057</b>

Note: Total do not include 309 Contracts with County Jails (maximum 336)

County Jail Back-up Average for April 2024 - 2,057

County Jail Back-up Fiscal Year Average as of April 30, 2024 - 1,917

Short-Term Revocation Program Average for April 2024 - 423

Short-Term Revocation Fiscal Year Average as of April 30, 2024 - 336

## STTG UNIT COUNTS – APRIL 2024

Unit	Beginning Total	Confirmed	Suspected	In	Out	Paroled	Removed	Ending Total	Total Unit Population	Unit % of STTG's
Benton	95	0	0	2	5	2	0	90	351	25.64%
Cummins	663	0	0	76	71	9	0	659	1,975	33.37%
Delta	222	0	0	15	16	0	0	221	620	35.65%
EARU	720	0	0	35	29	8	0	718	1,640	43.78%
Ester	111	0	0	124	18	6	0	211	697	30.27%
Grimes	415	0	0	24	12	11	0	416	1,100	37.82%
Hawkins	43	0	0	7	6	0	0	44	452	9.73%
Max	297	0	0	6	3	0	0	300	586	51.19%
McPherson	47	0	0	0	0	1	0	45	1,049	4.29%
MCWR	53	0	0	2	1	0	0	53	183	28.96%
NCU	296	1	0	22	22	12	0	285	935	30.48%
NWAWR	23	0	0	5	4	0	0	24	100	24.00%
ORCU	315	0	0	48	37	8	0	318	1,549	20.53%
ORCU Intake	86	102	0	0	76	0	0	112	346	32.37%
Pine Bluff	143	0	0	20	12	3	0	148	584	25.34%
RLW	210	0	0	44	35	6	0	213	531	40.11%
TWR	36	0	0	6	4	0	0	38	134	28.36%
Tucker	287	0	0	19	12	7	0	287	996	28.82%
Varner	758	0	0	63	65	4	0	752	1,703	44.16%
Wrightsville	229	0	0	11	9	4	0	227	867	26.18%
<b>Total</b>	<b>5,049</b>	<b>103</b>	<b>0</b>	<b>529</b>	<b>437</b>	<b>81</b>	<b>0</b>	<b>5,161</b>	<b>16,398</b>	<b>31.47%</b>

ORCU Intake brought in 102 new STTG members into ADC last month.

## STTG DISCIPLINARY REPORT – APRIL 2024

Unit	STTG Incidents	STTG Suspected Incidents	Total Unit Disciplinary	Disciplinary Involving STTG	Percentage
Benton	0	0	9	3	33.33%
Cummins	0	0	427	234	54.80%
Delta	0	0	103	61	59.22%
EARU	0	0	224	128	57.14%
Easter	0	0	66	19	28.79%
Grimes	2	1	194	82	42.27%
Hawkins	0	0	17	0	0.00%
Max	0	0	100	58	58.00%
McPherson	1	0	117	8	6.84%
MCWR	0	0	4	1	25.00%
NCU	1	0	70	34	48.57%
NWAWR	0	0	2	0	0.00%
ORCU	0	0	74	19	25.68%
ORCU Intake	0	0	10	4	40.00%
Pine Bluff	0	0	40	15	37.50%
RLW	0	0	132	62	46.97%
TWR	0	0	9	4	44.44%
Tucker	0	0	59	23	38.98%
Varner	0	0	379	210	55.41%
Wrightsville	0	0	218	87	39.91%
<b>Total</b>	<b>4</b>	<b>1</b>	<b>2,254</b>	<b>1,052</b>	<b>46.67%</b>

STTG COUNTS BY STTG SET – APRIL 2024

STTG Set	Benton	Cummins	Delta	EARU	Ester	Grimes	Hawkins	Max	McPherso	MCWR	NCU	NWAWR	ORCU	Intake	PB	RLW	TWR	Tucker	Varnar	Wrightsvil	Total	
Asian	2	0	8	1	2	0	0	0	0	0	0	0	0	0	0	0	0	1	1	1	0	16
Bloods	15	130	43	151	39	89	8	63	7	7	52	3	50	10	23	37	10	41	171	47	996	
Crips	14	71	39	86	22	44	4	40	2	6	27	2	27	12	19	29	4	25	103	29	605	
Folk	5	65	51	58	33	32	4	24	2	1	13	8	13	12	10	14	2	16	62	21	446	
GD	16	149	7	179	21	85	5	78	9	13	79	0	77	24	35	38	5	69	166	45	1,100	
Mexican	4	23	0	22	10	15	0	3	3	1	8	0	15	3	7	10	0	11	24	12	171	
Motorcycle	0	2	12	1	0	0	0	1	1	0	3	0	3	1	0	0	0	2	1	1	28	
Other	1	12	6	20	3	14	2	7	4	2	12	1	10	1	7	9	1	14	18	5	149	
People	2	36	0	35	6	24	2	23	2	1	11	0	14	4	6	6	0	12	31	8	223	
Unknown	0	14	48	6	2	1	2	20	0	4	2	0	0	8	1	2	1	7	9	3	130	
W/S	15	75	1	41	60	37	5	4	3	11	28	10	68	23	22	32	7	46	73	27	588	
AB	0	10	5	7	3	4	0	0	1	2	10	0	4	1	3	2	1	5	19	2	79	
AC	0	8	0	14	7	9	0	5	3	1	5	0	4	0	0	4	0	6	23	1	90	
NAE	4	35	1	44	2	24	3	14	3	1	16	0	16	9	9	13	3	12	25	11	245	
WAR	12	29		53	1	38	9	18	5	3	19	0	17	4	6	17	3	20	26	15	295	
<b>Total</b>	<b>90</b>	<b>659</b>	<b>221</b>	<b>718</b>	<b>211</b>	<b>416</b>	<b>44</b>	<b>300</b>	<b>45</b>	<b>53</b>	<b>285</b>	<b>24</b>	<b>318</b>	<b>112</b>	<b>148</b>	<b>213</b>	<b>38</b>	<b>287</b>	<b>752</b>	<b>227</b>	<b>5,161</b>	

Key:

GD = Gangster Disciples

W/S = White Supremacist

NAE = New Aryan Empire

WAR = White Aryan Resistance

AC = Aryan Circle

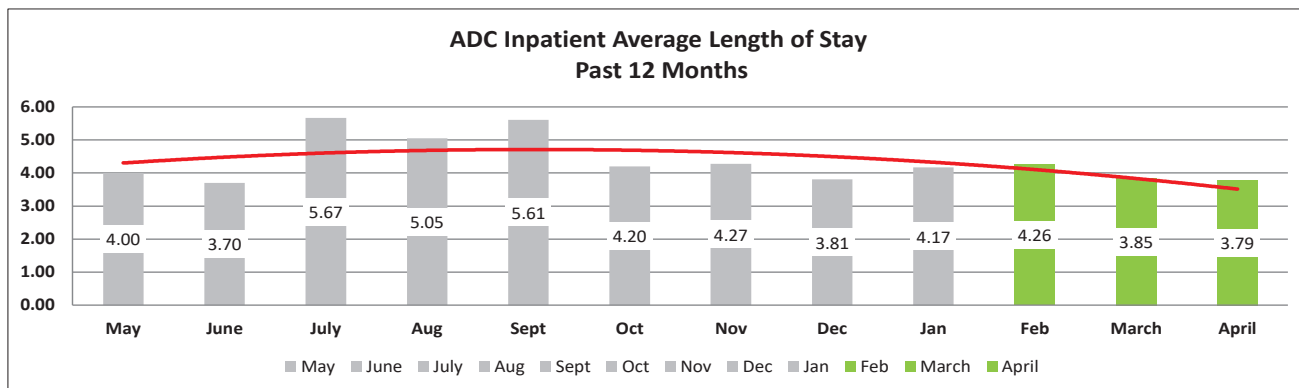
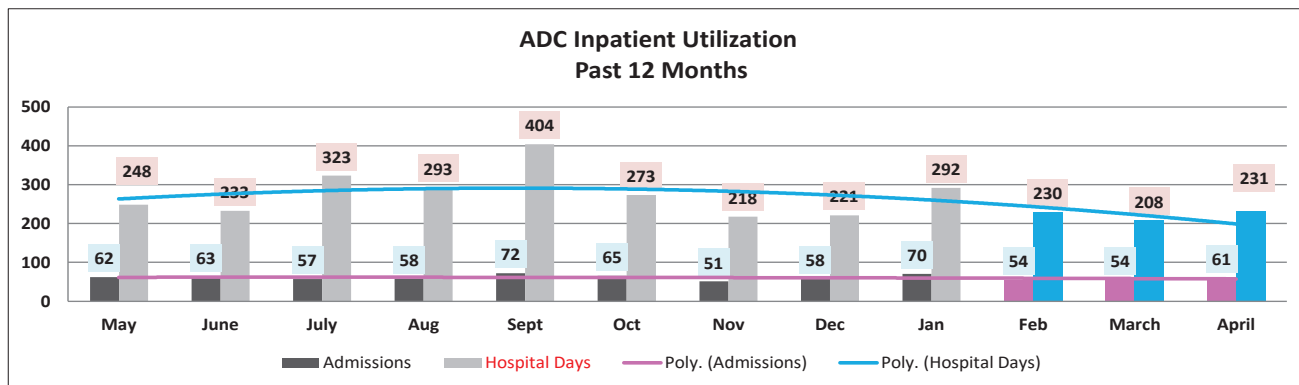
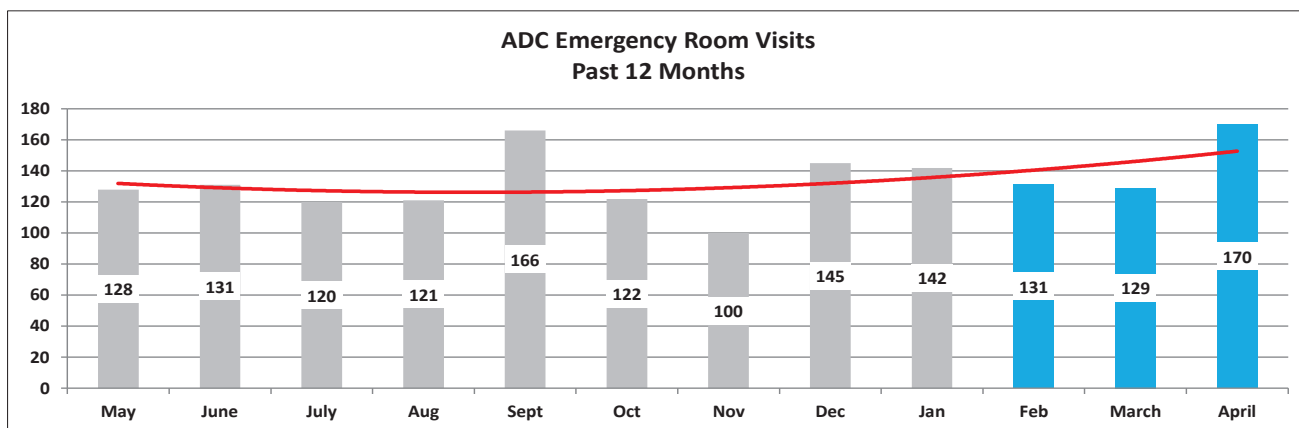
AB = Aryan Brotherhood



### ADC INPATIENT AND EMERGENCY ROOM UTILIZATION

ADC Inpatient Statistics Past 12 Months													
	2023								2024				Average
	May	June	July	Aug	Sept	Oct	Nov	Dec	Jan	Feb	March	April	
Admissions	62	63	57	58	72	65	51	58	70	54	54	61	60.4
Hospital Days	248	233	323	293	404	273	218	221	292	230	208	231	264.5
Average Length of Stay	4.00	3.70	5.67	5.05	5.61	4.20	4.27	3.81	4.17	4.26	3.85	3.79	4.38

ADC ER Visits Past 12 Months													
	2023								2024				Average
	May	June	July	Aug	Sept	Oct	Nov	Dec	Jan	Feb	March	April	
Emergency Room Visits	128	131	120	121	166	122	100	145	142	131	129	170	133.8



## MEDICAL GRIEVANCE BOARD REPORT – APRIL 2024

Unit	<i>Acknowledged/Received</i>	<i>Rejected</i>	<i>Reviewed &amp; Signed by Dep Director</i>	<i>With Merit</i>	<i>With Merit, but Resolved</i>	<i>% With Merit</i>	<i>Without Merit</i>
Benton	0	0	0	0	0	0.00%	0
CMU	0	0	0	0	0	0.00%	0
Cummins	8	0	11	0	0	0.00%	11
Delta	3	1	6	0	0	0.00%	6
EARU	11	1	22	0	3	13.64%	19
EARU Max	10	3	20	1	0	5.00%	19
Ester	0	0	0	0	0	0.00%	0
Grimes	7	2	8	0	1	12.50%	7
Hawkins	0	0	0	0	0	0.00%	0
McPherson	7	0	13	0	0	0.00%	13
MCS	1	0	2	1	0	50.00%	1
MCWRC	0	0	0	0	0	0.00%	0
MSU	4	0	13	0	1	7.69%	12
North Central	6	1	5	0	0	0.00%	5
NWAWRC	0	0	0	0	0	0.00%	0
Ouachita	11	2	4	0	0	0.00%	4
Pine Bluff	1	0	0	0	0	0.00%	0
Randall L. Williams	0	0	0	0	0	0.00%	0
SNN	0	0	0	0	0	0.00%	0
TRCC	0	0	0	0	0	0.00%	0
Tucker	12	1	17	0	1	5.88%	16
Varner	2	0	3	0	2	66.67%	1
Varner Super Max	5	0	12	0	0	0.00%	12
WRU	8	0	8	0	0	0.00%	8
WHM	0	0	0	0	0	0.00%	0
WWR	0	0	0	0	0	0.00%	0
<b>Total</b>	<b>96</b>	<b>11</b>	<b>144</b>	<b>2</b>	<b>8</b>	<b>6.94%</b>	<b>134</b>

CHAPLAINCY

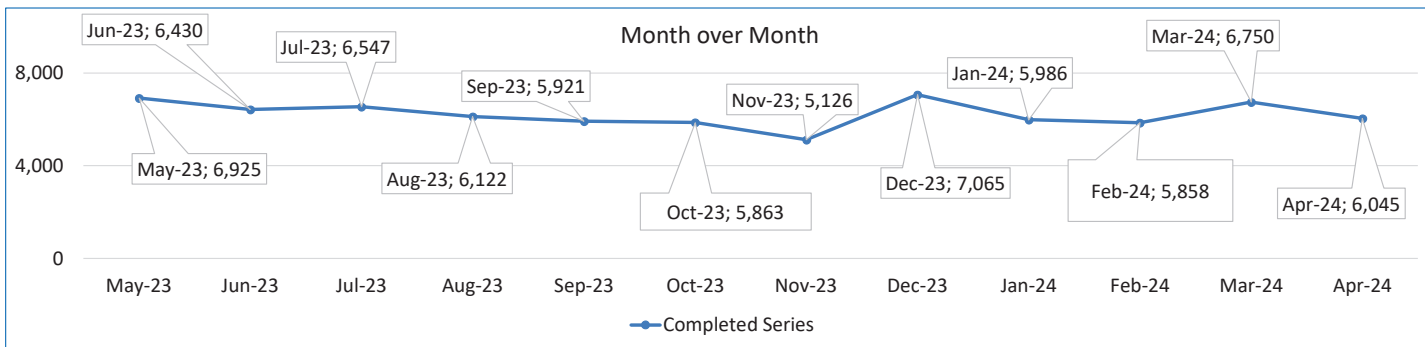
Month: April Year: 2024	CUMMINS	DELTA REGIONAL	EAST ARKANSAS	EAST ARKANSAS MAX	ESTER	GRIMES	HAWKINS	MAXIMUM	MCPHERSON	NORTH CENTRAL	OUACHITA RIVER	PINE BLUFF	RANDALL L. WILLIAMS	TUCKER	VARNER	VARNER MAX	WRIGHTSVILLE	TOTAL
<b>Services Chaplains Oversaw</b>																		
Christian																		
Population	7	8	5	0	4	9	1	6	4	4	2	7	4	2	13	0	1	77
Segregation	0	0	0	0	0	0	0	6	0	0	0	0	0	0	0	0	0	6
Muslim																		
Population	0	4	4	0	4	4	3	5	4	5	2	0	4	0	4	0	0	43
Segregation	0	0	0	0	0	0	0	5	0	0	0	0	0	0	0	0	0	5
<b>131</b>																		
<b>Volunteers in Charge</b>																		
Protestant	18	0	17	0	20	7	8	20	20	9	9	2	15	15	0	0	10	170
Catholic	2	0	0	0	0	2	4	1	2	5	3	0	1	1	3	0	15	39
Muslim	0	0	0	0	0	4	1	3	4	0	0	0	1	0	0	0	2	15
Other	2	0	0	0	0	3	0	2	7	0	7	0	0	0	14	0	0	35
Baptism	11	0	5	0	0	0	0	1	0	5	0	0	12	2	14	0	0	50
<b>Marriages</b>																		
	0	0	0	0	1	0	0	0	0	0	0	0	0	0	0	0	0	1
<b>Distributed by Chaplains</b>																		
Greeting Cards	10	38	0	0	36	36	0	129	0	45	55	15	14	35	159	384	0	956
Bibles, Quran, Torah, Etc.	9	8	10	38	41	43	10	24	61	30	255	10	5	5	78	26	30	683
Study Course	0	0	5	10	24	3	0	23	0	0	25	0	2	27	8	2	0	129
Writing Supplies	0	0	0	0	23	103	40	293	0	0	500	0	0	8	0	0	0	967
Literature	876	93	530	396	168	56	200	132	685	588	300	209	90	360	982	360	290	6,315
<b>Chaplain's Visits</b>																		
Barracks	39	14	30	15	24	143	33	11	62	42	90	11	55	179	145	16	19	928
Approximate Hours Spent in Barracks	26	15	9	10	6	138	25	5	34	11	30	1	21	44	50	4	15	444
Inmate Office visits	23	198	35	0	0	163	56	7	29	144	81	17	16	228	48	0	15	1,060
Other Office visits	18	15	18	3	7	3	6	10	58	8	11	79	40	20	31	0	6	333
Hospital	0	0	0	0	0	2	0	0	0	0	2	0	3	1	0	0	0	8
Infirmery/Sick Call	4	3	0	0	4	8	0	8	1	5	5	0	5	2	8	1	2	56
Restrictive/Punitive Housing	13	4	0	0	4	13	3	2	4	8	2	3	5	14	9	9	2	95
PC - DRU		4																4
Visitation Days	0	0	0	0	0	0	0	2	0	0	0	0	0	0	0	0	0	2
<b>Volunteer Visits</b>																		
RCV	0	0	0	0	2	7	12	2	2	0	3	7	11	7	0	0	0	53
OCV	3	7	4	0	11	2	4	32	20	30	24	0	1	135	1	0	15	289
Spiritual Advisor	0	0	0	0	0	3	0	0	0	0	0	0	0	0	0	0	0	3
CRA	30	8	20	3	15	12	58	43	66	107	69	6	30	108	38	10	29	652
<b>Religious Volunteer Hours</b>																		
Volunteer Hours	44	43	170	8	147	132	74	188	303	610	291	26	85	813	144	18	88	3,184
Denominational/Volunteer Chaplain Hours	14	0	0	0	75	6	78	44	49	260	16	19	0	59	75	3	30	728
<b>3,912</b>																		
<b>Other Activities of Chaplain</b>																		
Counseled Employees	6	15	7	0	8	5	7	2	0	10	48	0	12	12	36	0	5	173
Orientation Sessions	4	0	0	0	0	0	0	0	0	1	0	0	0	0	0	0	0	5
Free World Devotions	0	0	8	0	0	3	0	0	0	0	0	0	4	3	8	0	0	26
Spoke in Churches	8	8	5	0	4	6	3	1	0	0	0	8	2	3	8	0	2	58
Crisis Intervention Sessions	27	7	2	5	0	2	6	0	4	5	13	8	0	13	1	5	7	105
Marriage Counseling	0	0	1	0	1	0	0	0	0	0	0	0	1	2	0	0	0	5
Denominational Meeting	0	0	0	0	2	1	0	0	0	0	0	0	1	0	0	0	0	4
Chaplain's Meeting	1	1	1	0	1	1	2	0	1	1	1	1	1	1	2	0	0	15
Volunteer Training Session	0	0	0	0	0	0	0	0	0	0	1	0	4	0	0	0	0	5
<b>Chaplain Transfers</b>																		
	0	0	0	0	0	0	0	0	0	0	0	0	0	0	0	0	0	0
<b>Chaplain Promotions</b>																		
	0	0	1	0	0	0	0	0	0	0	0	0	0	0	0	0	0	1
<b>PAL PROGRAM</b>																		
Enrolled at start of month	60	24	54	0	58	48	17	18	56	70	31	0	0	57	50	0	21	564
Enrolled during the month	7	0	2	0	0	1	2	6	12	5	6	0	0	5	4	0	3	53
Removed From PAL Program																		
# Paroled	0	0	3	0	1	1	0	0	1	2	0	0	0	1	0	0	0	9
# Completed	3	0	2	0	0	0	3	1	2	0	1	0	0	2	4	0	1	19
# Withdrew	2	0	0	0	0	0	1	0	3	0	0	0	0	0	0	0	1	7
# Removed	1	0	2	0	0	0	0	1	2	1	1	0	0	0	0	0	2	10
# Transferred	1	0	0	0	0	0	0	0	4	1	4	0	0	1	0	0	0	11
Total Removed from PAL Program	7	0	7	0	1	1	4	2	12	4	6	0	0	4	4	0	4	56
<b>Total Enrolled at the End of the Month</b>	60	24	49	0	57	48	15	22	56	71	31	0	0	58	50	0	20	561
<b>Volunteers In PAL</b>																		
	10	0	11	0	7	12	15	7	12	16	0	0	0	7	4	0	6	107
<b>Special Events:</b>																		
	1	1	2	1	2	1	3	4	1	1	1	1	1	2	2	1	2	27

## SECURUS VIDEO VISITATION REPORT APRIL 2024

### AR-DOC SVV Activity Tracker

Total ADP **16,534**

Total Visits by Month	May-23	Jun-23	Jul-23	Aug-23	Sep-23	Oct-23	Nov-23	Dec-23	Jan-24	Feb-24	Mar-24	Apr-24
<b>Total (Includes SuperMax)</b>	6,925	6,430	6,547	6,122	5,921	5,863	5,126	7,065	5,986	5,858	6,750	6,045
<b>Target Objective</b>	15,587	15,587	15,587	15,587	15,587	15,587	15,587	15,587	15,587	15,587	15,587	15,587



#### Completed Visits

Site	Current Month	Previous Month
<i>Benton</i>	103	136
<i>Cummins</i>	399	480
<i>Delta Regional</i>	292	291
<i>East Arkansas Regional</i>	493	539
<i>Ester</i>	366	425
<i>Grimes</i>	498	504
<i>J Aaron Hawkins Sr.</i>	331	404
<i>Tucker Max</i>	293	278
<i>Mcperson</i>	299	300
<i>Mississippi County WRC</i>	52	77
<i>North Central</i>	609	666
<i>NW Arkansas WRC</i>	23	18
<i>Ouachita River</i>	591	699
<i>Pine Bluff Re-Entry</i>	54	51
<i>Pine Bluff Complex</i>	150	179
<i>Randall L Williams</i>	149	171
<i>State Police Barracks</i>	77	78
<i>Texarkana Regional</i>	20	41
<i>Tucker Unit</i>	322	387
<i>Varner</i>	649	721
<i>Wrightsville Unit</i>	275	305
<i>Tucker Re-entry</i>	0	0
<b>Total</b>	<b>6,045</b>	<b>6,750</b>

#### Missed by Inmate

Site	Current Month	Previous Month
<i>Benton</i>	1	1
<i>Cummins</i>	17	22
<i>Delta Regional</i>	0	2
<i>East Arkansas Regional</i>	11	22
<i>Ester</i>	5	9
<i>Grimes</i>	8	9
<i>J Aaron Hawkins Sr.</i>	3	7
<i>Tucker Max</i>	9	20
<i>Mcperson</i>	10	8
<i>Mississippi County WRC</i>	5	7
<i>North Central</i>	10	10
<i>NW Arkansas WRC</i>	2	3
<i>Ouachita River</i>	15	16
<i>Pine Bluff Re-Entry</i>	4	3
<i>Pine Bluff Complex</i>	2	7
<i>Randall L Williams</i>	5	7
<i>State Police Barracks</i>	4	2
<i>Texarkana Regional</i>	4	3
<i>Tucker Unit</i>	5	6
<i>Varner</i>	20	25
<i>Wrightsville Unit</i>	2	10
<i>Tucker Re-entry</i>	0	0
<b>Total</b>	<b>142</b>	<b>199</b>

**SECURUS TABLET REPORT  
APRIL 2024**

Agency Name	Personal Tablets (All)	\$0	\$5	Community / Inventory	Officer	Total
AR DOC - BENTON UNIT	351	104	247	197	8	556
AR DOC - CUMMINS UNIT	1,210	852	358	738	17	1,965
AR DOC - DELTA REGIONAL UNIT	432	260	172	186	20	638
AR DOC - EAST ARKANSAS REGIONAL UNIT	711	496	215	683	10	1,404
AR DOC - ESTER UNIT	576	393	183	189	20	785
AR DOC - GRIMES UNIT	693	457	236	810	14	1,517
AR DOC - J AARON HAWKINS SR CENTER FOR W	418	235	183	180	19	617
AR DOC - MCPHERSON UNIT	742	463	279	642	21	1,405
AR DOC - MISSISSIPPI COUNTY WORK RELEASE	184	42	142	185	9	378
AR DOC - NORTH CENTRAL UNIT	655	407	248	149	10	814
AR DOC - NW ARKANSAS WORK RELEASE CENTER	100	21	79	81	8	189
AR DOC - OUACHITA RIVER UNIT	1,242	788	454	722	14	1,978
AR DOC - PINE BLUFF RE-ENTRY CENTER	52	16	36	25	0	77
AR DOC - PINE BLUFF UNIT	392	269	123	168	9	569
AR DOC - RANDALL L WILLIAMS FACILITY	370	224	146	234	15	619
AR DOC - STATE POLICE BARRACKS	58	37	21	11	3	72
AR DOC - TEXARKANA REGION CORRECTION CEN	134	42	92	102	15	251
AR DOC - TUCKER MAXIMUM SECURITY UNIT	235	152	83	363	14	612
AR DOC - TUCKER RE-ENTRY CENTER	0	0	0	45	2	47
AR DOC - TUCKER UNIT	805	541	264	303	15	1,123
AR DOC - VARNER UNIT	833	599	234	606	23	1,462
AR DOC - WRIGHTSVILLE UNIT	626	418	208	574	9	1,209
	<b>10,819</b>	<b>6,816</b>	<b>4,003</b>	<b>7,193</b>	<b>275</b>	<b>18,287</b>

CONSTRUCTION BUDGET / STATUS REPORT - MAY 6, 2024 — [Page 1 of 2]

Fund	Project Description	Approved Budget	Actual Budget Spent	Available Budget	\$ % Complete	Construction % Complete	Notes
700483A NDC0200	Tucker Max Pre-cast Rec Yard Pens	8,160,845	1,142,834 -	7,018,011	14%	13%	Final plans submitted to DBA for approval on pre-cast pens. The funds spent on this project is reflective of engineering fees and the material needed to construct the rec pen panels. Notice to proceed to WD&D was given on 3/4 as proposed. Awaiting approval letter from the Governor's office in order to proceed to bid at DBA.
700483A	Cummins Expanded Metal Rec Yard	368,617	72,760	295,857	20%	15%	We are constructing the panels on-site. Funds spent on this project is reflective of engineering fees spent against this portion of the overall project. This project is being finalized with the design team and will be submitted to DBA in the following the review and approval.
HCA0100 NDC0200	Entegrity Energy Improvements NCU Water Conservation	2,490,173	924,851 1,539,776	25,547	99%	100%	All of the water project is complete inside the unit. The only remaining item left is the automatic bar screen. Bar Screen installed and operating. Project is complete and delivered.
22V	Fire Suppression	941,252	17,876	923,376	2%	10%	Vendor has assessed all units and scheduling is being established. Parts have been ordered and on-hand. We are working with the vendor on scheduling their work starting with the units going through
7004820	Lethal Fence Control for Cummins, Varner SuperMax, Tucker Max, & EARU	1,490,000	1,145,111	344,889	77%	100%	Project is complete. Work completed on 4/17. Awaiting closeout documents.
7004810	Administrative East Roof Replacement	2,191,441	2,024,110	167,331	92%	100%	Project Scope has been completed. We are awaiting the manufacturer to have their site visit to issue the warranty. We are working with the WD&D and the contractor on liquidatable damages on exceeding days toward completion. Also, we are working with both parties to close out the insurance claims that were experienced during the project.
7004810	Central Warehouse Roof Replacement	385,816	243,877	141,940	63%	100%	
7004810	RLW Roof Replacement	2,722,743	2,377,140	345,602	87%	100%	
865C 7004820 KBR4Q95	NCU Perimeter Security	600,000	20,625 568,870 6,275	4,230	99%	100%	All equipment for NCU and cameras are operational. Project is complete.
KBR4N98	Max Re-Entry Generator Project	135,000	16,635	118,365	12%	12%	Plans submitted to DBA. We have received our notice to proceed on this project. Funds spent are reflective of engineering fees and site work at location. Project on hold.
7004818	McPherson Renovation Project	1,800,000	-	1,800,000	0%	8%	Team is on-site and working on the demo plan. All of the documents have been submitted to DBA for review and approved. Project delayed on 2/26. Approval to resume project on 4/2. On schedule.
NDC0300	Mississippi County 50 Bed Expansion	2,300,000	104,678	2,195,322	5%	3%	The design firm has completed the final design for review. Documents are at DBA for the third time for review after comments satisfied by design firm. Fees are reflective of design fees allowed under the state contract. Worked with WD&D and work can be performed for \$1,900,000 of construction cost. Working with WD&D to present the documents to DBA for review.
KBR4Q95	Varner Generator	202,000	177,350	24,650	88%	100%	Previously NCU Generator. New generator has been set at Varner and fully operational. Project is complete.
7004811	Tucker Riot Gates	700,000	40,154	659,846	6%	0%	Documents are at DBA under review. Fees are reflective of design fees allowed under the state contract. Notice to proceed to bid issued on 3/7. Bid opening on 4/17 for this project. Project came in at \$469,371. Documents signed and delivered to DBA.
7004812 School Funds	Tucker School Project	3,000,000	127,735 -	2,872,265	4%	0%	Design and development phase of this project has been completed. DBA has reviewed the design and answers have been given to complete review. DBA preparing bid documents to be sent out for advertising. ALC reviewed on 1/26. New project estimate is \$4,500,000. Delivered by WD&D.
KBSHW18 ARPA 7004829	Tucker Water Treatment	4,825,445	216,615 -	4,608,830	4%	4%	DBA issued our notice to proceed to bid on 1/22/2024. APRA has given authorization to advertise for bids. The funds spent on this project is reflective of engineering and design fees. Reviewed by ALC on 1/26. Notice to proceed to bid issued on 1/22. Bid came back at \$5,900,000. One bidder. The agency had no choice but to reject the bid and elected to rebid asap.



CONSTRUCTION BUDGET / STATUS REPORT - MAY 6, 2023 — [Page 2 of 2]

Fund	Project Description	Approved Budget	Actual Budget Spent	Available Budget	\$ % Complete	Construction % Complete	Notes
509	Water Tower Repairs	475,000	-	475,000	0%	0%	Project documents have been reviewed by DBA. Working with contractors to procure services to make these repairs as soon as possible.

Telephone Projects

Maintenance & Operations	AC All Units	70,000	61,672	8,328	88%	88%	repairing & replacing daily.
	ACA	100,000	82,992	17,008	83%	83%	Working with Central Office/AE, Max, TA, Grimes, McPherson, Cummins & ORCU
	ADA	10,000	1,244	8,756	12%	12%	on-going
	Additional Metal Fab	15,000	10,470	4,530	70%	70%	on-going
	Boiler Fund	60,500	58,621	1,879	97%	97%	on-going
	Camera Equipment	320,000	309,451	10,549	97%	97%	cameras as requested/approved.
	Fasttop	15,000	0	15,000	0%	0%	on-going
	Fire Alarm	41,000	26,371	14,629	64%	64%	on-going
	Gates and Fences	25,000	11,979	13,021	48%	48%	on-going
	Locks and Riot Gates	90,000	57,709	32,291	64%	64%	on-going
	Metal Ceilings	20,000	18,822	1,178	94%	94%	on-going
	ORCU Gravel Pit	15,000	3,931	11,069	26%	26%	on-going
	Stainless Steel	20,000	12,439	7,561	62%	62%	on-going
	<b>Subtotal</b>	<b>\$ 801,500</b>	<b>\$ 655,701</b>	<b>\$ 145,799</b>			

Capital Projects FY23 Carry Forward	Dog Kennel/Horse Stable Malvern	58,000	33,102	24,898	57%	100%	Dog Kennel is complete. Most all of the work on the horse barn has been performed. Project construction is complete. Project has been delivered to the building and in use.
	Emergency Generator - All Units	100,000	55,583	44,417	56%	56%	on-going
	Roof Repair-Benton		0				Need repairs at Delta, Varner, Tucker Max and Tucker, Wrightsville, Pine Bluff, Cummins, NNAWR and McPherson. The reason for the
	Roof Repair-Central Office		0				
	Roof Repair-Central Warehouse		0				
	Roof Repairs-Cummins		0				
	Construction/Maintenance		0				
	Roof Repairs-Delta		6,341				
	Roof Repairs-East Arkansas		105,585				
	Roof Repairs-Max	910,700	103,794	413,852	55%	75%	
	Roof Repair-Malvern		0				
	Roof Repair - McPherson		48,544				
	Roof Repair - PBU		10,889				
	Roof Repair - RLW		0				
	Roof Repairs-Tucker		52,613				
	Roof Repairs-Varner		152,987				
	Roof Repairs-Wrightsville		16,096				
	<b>Subtotal</b>	<b>\$ 1,068,700</b>	<b>\$ 585,534</b>	<b>\$ 483,166</b>			

Architect Fees	30,000	29,499	501	98%
<b>Total</b>	<b>\$ 1,900,200</b>	<b>\$ 1,270,734</b>	<b>\$ 629,466</b>	