



DIVISION OF CORRECTION BOARD REPORT

May 2023

Dexter Payne
Director



POPULATION REPORT

RESEARCH/PLANNING

April 2023 Admissions and Releases – Admissions for April 2023 totaled **390** (330-males and 60-females) while releases totaled **374** (321-males and 53 females) for a net increase in-house of 16 inmates.

Inmate Population Growth/Projection – At the end of April 2023, the jurisdictional population for the Division of Correction totaled **18,206**, representing an increase of **558** inmates since the first of April 2023. At reporting time, calendar year 2023 has seen an average rate of **140** inmates per month, which is up from an average monthly increase of **52** inmates per month during calendar year 2022.

Average County Jail Backup – The backup in the county jails averaged **1,970** inmates per day during the month of April 2023, which was up from the per-day average of **2,129** inmates during the month of April 2022. Of the **2,129** average, short-term revocations accounted for **535** (438 males and 97 females) during the month.

INSTITUTIONS

INMATE INSTITUTIONAL GRIEVANCES

Inmate Formal/Informal Grievances: During April, a total of 1,213 formal grievances and 1,639 informal grievances were filed at various units.

Institutional Grievances Appeals: There was a total of 485 appeals of institutional grievances received in April. Of those, 324 were acknowledged and 161 were rejected for various reasons. Of the total 317 appeals answered, 315 had no merit and two had merit.

FARM DIVISION

Crops were planted at all farms in April. Cummins planted all its rice and corn. Tucker planted all its rice, and EARU planted some soybeans and began planting corn. It was a good month for progress in the fields. Lots of garden vegetables were planted at all units.

Fertilizer has been approved for both farms. Wheat fertilizer has been completed, but with the cold, wet winter and spring, this is

an average crop at best. Fertilizer prices had been stable, but mid-month prices started going up so quickly that vendors could not even quote prices to us. We were able to work with procurement so that purchase orders can be issued in a day, which makes it work better for the vendors.

Bulls were purchased for Cummins and Wrightsville. The breeding season for the beef herd will start May 30. We wanted to get the bulls in and settled prior to them being turned out. All pastures at Cummins were sprayed and fertilizer is scheduled. Wrightsville pastures are scheduled for spraying.

Egg production is back up to 50,000 per day. We can now provide additional eggs on the menus as needed.

REGIONAL MAINTENANCE HOURS

Regional Maintenance Hours	April 2023
Benton Unit	5,427
Delta Regional Unit	2,068
East Arkansas Regional Unit	2,248
Grimes Unit	2,196
McPherson Unit	2,060
Mississippi County Work Release	1,640
North Central Unit	7,744
Ouachita River Correctional Unit	3,880
Randall L. Williams Unit	3,472
Texarkana Regional Corr. Ctr.	3,660
Tucker Unit	1,680
Varner Unit	3,588
Wrightsville Unit	2,640
Total Hours	42,303

WORK RELEASE RENT REPORT

Unit	April 2023
Benton Unit	\$136,187.00
Mississippi County Work Release	\$65,450.00
Northwest Arkansas Work Release	\$38,318.00
Pine Bluff Work Release	\$35,768.00
Texarkana Regional Corr. Ctr.	\$52,768.00
Wrightsville Hawkins Unit	\$23,375.00
Total	\$351,866.00

REENTRY

PROGRAMS - April 2023

Program Name	Beginning Count	Admitted	Removed	Graduated	End Count	Volunteer Hours
Juvenile Program* (RLW)	6	1	0	0*	7	0
Peer Recovery	7	0	1	0	6	0
Release	23	3	9	0	17	2
Veterans Program (Ester)	0	0	0	0	0	0
Veterans Program (EARU)	29	0	3	0	25	0
Lifer	0	0	0	0	0	0
TOTAL	65	4	13	0	55	2

*Juvenciles are transferred from the program once they reach the age of 18.

WORKFORCE ALLIANCE FOR GROWTH IN THE ECONOMY (WAGE)

April 2023 Capacity: 120 Unit:	Participants	Status
Delta	19	Active
Ester	0	Pending Next Class
Hawkins	4	Active
McPherson	0	Pending Next Class
North Central	0	Pending Next Class
Ouachita River	15	Active
Tucker	16	Active
Wrightsville	8	Active
TOTAL	62	

WRIGHTSVILLE-HAWKINS PATHWAY TO FREEDOM PROGRAM

April 2023 Capacity: 200	Beginning Count	Enrolled During the Month	Removed	End Count*
Wrightsville-Hawkins PTF	197	13	10	200

*The "End Count" column includes 22 graduates who remain in the Pathway to Freedom barracks.

ADVANCED PRINCIPLES AND APPLICATIONS FOR LIFE PROGRAM (APAL)

April 2023 Capacity: 86	Beginning Count	Admissions During Mo.	Removed*	End Count
Ester	58	0	0	58
Hawkins	23	0	2	21
TOTAL	81	0	2	79

Advanced PAL is an 18-month reentry program that combines a pre-release curriculum with the PAL program.

*The "Removed" column indicates the number of participants who paroled, completed the program, withdrew from the program, transferred, or were removed from the program for another reason.

THINK LEGACY

April 2023 Capacity: 635 Unit	Beginning Count	Admitted	Graduated	Removed*	End Count
Cummins	0	34	0	1	33
Delta Regional	0	24	0	4	20
East Arkansas Regional	0	41	0	0	41
McPherson	0	46	0	4	42
North Central	0	32	0	0	32
Ouachita River	0	30	0	3	27
Tucker	0	14	0	0	14
Total	0	221	0	12	209

THINK LEGACY VOLUNTEER HOURS = 17

*The "Removed" column indicates the total number of participants who paroled, signed out, transferred, or were removed from the program for any other reason and are no longer in the barracks.

COLLEGE REPORT
April 2023

COLLEGE PROGRAM LOCATIONS	Beginning Count	Admissions During Mo.	Removed During Mo.	End Count	Staff Enrolled
Arkansas State University					
Grimes Unit	14	0	0	14	0
McPherson Unit	31	0	0	31	0
Ashland University					
North Central Unit	13	0	1	12	0
Mid-America Seminary College					
Varner Unit	36	0	0	36	0
Philander Smith College					
East Arkansas Regional Unit	38	0	0	38	0
Tucker Unit	16	0	2	14	0
Southeast Arkansas College					
Cummins Unit	40	0	2	38	1
Delta Unit	20	0	0	20	0
Varner Unit	32	0	4	28	1
Shorter College					
Hawkins Unit	11	0	2	9	0
Ouachita River Unit	15	0	0	15	0
Pine Bluff Complex	25	0	4	21	0
Texarkana Regional	11	7	4	14	0
Wrightsville Unit	12	0	3	9	0
TOTAL	314	7	22	299	2

TRAINING

DIVISION OF CORRECTION
TRAINING - April 2023

BASIC TRAINING DIVISION –

BCOT Class 2023-D, led by instructor Lt. Nicholas Reed, graduated on April 14 with a total of 34 cadets.

Academic Awards were presented to the following:

- 1st – Brian Wilmoth, Ouachita River Unit
- 2nd – Logan Red, Ouachita River Unit
- 3rd – Wesley Chesire, Grimes Unit

Recipients of *Physical Fitness Awards* were:

- 1st – Brian Wilmoth, Ouachita River Unit
- 2nd – Calvin Dokes III, Maximum Security Unit
- 3rd – Thomas Wright, North Central Unit

IN-SERVICE DIVISION –

Classes held by the Training Academy during the month included:

- Serv Safe – 04/18 - 04/19 (16 hours); Instructor: Lt. Nicholas Reed – 18 participants
- Drug Testing Identification – 04/24 (2 hours); Instructor: Jessica Langford – 25 participants
- Drug Testing Identification – 04/25 (2 hours); Instructor: Jessica Langford – 36 participants
- Drug Testing Identification – 04/27 (2 hours); Instructor: Jessica Langford – 42 participants
- Honor Guard Training – 04/27 (2 hours); Instructor: Major Joi Harris – 7 participants

eCADEMY –

During April, 401 ADC employees completed a total of 5,652 hours of eCADEMY training.

HEALTH/CORRECTIONAL PROGRAMS

CHAPLAINCY SERVICES AND COMMUNITY SPEAKING EVENTS

All facilities – The final day of fasting for the Islamic month of Ramadan was April 20. Within a few days of the conclusion of Ramadan, each facility held the Eid al-Fitr feast that commemorates the conclusion of Ramadan. Inmates who completed Ramadan observances were able to participate in the Eid al Fitr feast.

East Arkansas Regional Unit – Chaplain Parham was invited to open the West Memphis City Council meeting with a time of prayer for the 15 people in attendance.

Ester Unit – The PAL and APAL program held a graduation on April 22. The PAL program had 12 inmates graduate and the APAL program had 6 inmates graduate. Deputy Warden Emmer Branch was the guest speaker and Superintendent Joe Page III allowed volunteers to donate cold cut sandwiches and cookies for the celebrations.

Hawkins Unit – A community building party was held on Friday, April 21 in the Hawkins visitation for twenty-two APAL inmates.

Ouachita River Unit – The Institute in Basic Life Principles (IBLP) held a seminar from April 18 through April 21 for 38 inmates on life principles and soft skills.

Pine Bluff Unit – Not Ashamed Ministries held a two-day revival on April 14 and 15. Friday night four volunteers conducted services for 33 inmate attendees. Saturday night 44 inmates participated.

ACCREDITATION

ACA Internal Audits Completed:

04/04 East Arkansas Regional Unit 2nd Pre-Audit

04/11-04/13 North Central Unit Re-Accreditation

VOLUNTEER SERVICES - April 2023

Program Name	Hours
DCC Parole (Ester Unit)	2
Storybook Project (Cummins Unit)	3
Storybook Project (State Police)	2
Storybook Project (Varner Unit)	3
Total	10

MENTAL HEALTH SERVICES

Reduction of Sexual Victimization Program (RSVP) and Sex Offender Treatment Programs (SOFT):

April 2023	Capacity	Beginning Count	Completed	Removed	Admissions	End Count
RSVP	238	238	0	3	2	237
SOFT	30	7	0	0	4	11
Total	268	245	0	3	6	248

There are 1,130 males on the waiting list for RSVP and six females on the waiting list for SOFT who are within five years of their TE date. Of those, 11 inmates are mandated by the Parole Board.

The average time on the waiting list from request is between one and two months for those stipulated.

*The total on the waiting list, including those not currently within the identified timeframe, is 1,499 males and nine females. Of these, 1,135 are eligible and 378 are ineligible for the program. There is one PREA inmate in the program at this time.

*Ineligibility is due to being in restrictive housing, having class IV status, or receiving a major disciplinary within the last 60 days.

Therapeutic Community (TC):

April 2023 Unit	Capacity	Beginning Count	Completed	Removed	Admissions	End Count
Tucker	62	60	7	2	8	59
Wrightsville	50	50	2	5	7	50
Total	112	110	9	7	15	119

There are 669 males and 209 females on the waiting list who are within 10 years of their release date. Of those, 15 are mandated by the Parole Board.

The average time on the waiting list from request is 16.5 days.

*The total on the waiting list, including those not currently within the identified timeframe, is 883 males and 231 females. Of these, 893 are eligible and 221 are ineligible for the program.

*Ineligibility is due to being in restrictive housing, having class IV status, or receiving a major disciplinary within the last 60 days.

Substance Abuse Treatment Program (SATP):

April 2023 Unit	Capacity	Beginning Count	Completed	Removed	Admissions	End Count
Benton	20	18	4	3	7	18
Cummins	45	42	5	8	15	44
Maximum Security	4	4	0	0	0	4
Randall L. Williams	150	141	23	13	35	140
Wrightsville	100	100	12	4	16	100
Total	319	305	44	28	73	306

There are 2,136 males and 161 females on the waiting list who are within five years of their release date. Of those, 70 are mandated by the Parole Board.

The average time on the waiting list from request is 13 days.

*The total on the waiting list, including those not currently within the identified timeframe, is 2,935 males and 206 females. Of these, 2,367 are eligible and 774 are ineligible for the program.

*Ineligibility is due to being in restrictive housing, having class IV status, or receiving a major disciplinary within the last 60 days.

MENTAL HEALTH SERVICES, *continued*

PILOT PROGRAM – Substance User Rehabilitation Services (SURS):

April 2023 Unit	Capacity	Beginning Count	Completed	Removed	Admissions	End Count
McPherson	150	147	23	7	33	150
Grimes	50	50	4	2	6	50
Total	200	197	27	9	39	200

Ouachita River Correctional Unit (ORCU) Residential Program Unit (RPU):

The RPU had three admissions and five discharges in April for an end-of-month count of 120.

McPherson Unit Mental Health Residential Program Unit (RPU):

There were three admissions and three discharges in April for an end-of-month count of 40.

Habilitation Program:

The Habilitation Program at the Ouachita River Correctional Unit provided treatment services to 43 inmates in April. There were no admissions and one discharge, which resulted in an end-of-month count of 42.

Anger Management Treatment:

The Anger Management Treatment Program at the Cummins Unit did not provide treatment services to any inmates in April. There were no admissions or discharges, for an end-of-month count of zero.

Suicide:

There were 100 suicidal threats in April. There were 21 attempts, one of which resulted in death.

Staffing:

The following Mental Health Services and Substance Abuse Treatment Program (SATP) positions were vacant in March and April 2023:

Positions	FTEs*	March	April
Psychologists	9	6	6
Psychological Examiners	2	2	2
Social Workers	30	18	18
Licensed Professional Counselors	2	2	1
Rehab Director	1	1	1
Rehab Facility Supervisors	3	1	1
Advisors	57	24	28
Substance Abuse Program Coord.	6	2	2
Substance Abuse Program Leaders	40	8	6
Administrative Specialists	14	6	2
Rehab Program Managers	0	0	0

*FTE refers to authorized Full Time Equivalent positions.

Self-Study Classes:

Classes	Number of Participants	Number Completed	Waiting List
Anger Management	91	91	809
Thinking Errors	109	109	717
Substance Abuse Education	103	103	455
Communication Skills	113	113	760
Domestic Violence	48	47	179
Victims of Domestic Violence	38	38	52
Stress Management	131	131	739
Parenting	85	79	246

ADDITIONAL MENTAL HEALTH AND MEDICAL INFORMATION, *continued*

Outpatient:

There were 2,221 inmates on the mental health medical log at the beginning of April. Mental Health staff conducted the following contacts during the month:

Case Management Contacts	1,559
Requests for Interviews	409
Testing	1
Intakes	459
Unit Requests	1,340
Pre-Lockup Reviews	387
Routine Restrictive Housing Reviews	1,107
Restrictive Housing Rounds	13,413
PREA Evaluations	83
Routine Follow-up	832
834 Requests	53

County Mental Health Requests:

During April, there were 472 requests received of a mental health nature. Of those, four inmates were fast-tracked to ADC.

County Medical Health Requests:

During April, there were 788 requests received of a medical nature. A total of eight inmates were fast-tracked to ADC.

Medical Contract Reimbursements:

Sanction reimbursements for ADC in March amounted to \$19,200.00.

Deaths:

There were eight inmate deaths during the month of April. Three were claimed, four were cremated and not claimed, one was not claimed and zero are pending.

Wellpath:

See attachment for Wellpath's report regarding outside beds and emergency room visits.

Medical Grievances:

In April, there were 118 appeals of medical grievances received and 99 appeals were answered. One was found to be with merit

and five with merit but were resolved.

SEX OFFENDER ASSESSMENT

Assessments Completed:

Risk Level	April	September 1999 through April 2023
Level 1	0	1,226
Level 2	35	9,295
Level 3	11	7,772
Level 4	0	747
Default 3	0	*
Total	46	19,040

**Default Level 3's are included in the total number of Level 3's to date.*

ACIC Numbers:

The total number of sex offenders registered from September 1999 through April 2023:

Compliant	8,826
Delinquent	1,406
Confined	3,559
Out-of-State	4,248
Address Unknown	167
Deported	210
Incapacitated	111
Out of USA	36
Total	18,563

Consistent with current Arkansas law, deceased offenders no longer remain on the registry.

PAWS IN PRISON

April 2023 Unit	Enrolled	Graduated	Foster	Volunteer Hours
Hawkins Unit	5	2	0	0
Maximum Security Unit	7	3	2	0
McPherson Unit	5	1	0	0
North Central Unit	4	2	0	0
Ouachita River Correctional Unit	7	4	0	0
Randall L. Williams Unit	4	1	0	8
Tucker Unit	9	1	0	0
Total	40	25	6	10

Completed Paws in Prison Training:

April 2023 Program Graduates	25
YTD Program Graduates	63
Total Graduates Since Inception (April 2011)	2,171
Dogs Currently in Foster (Graduated, but Not Adopted)	6
April 2023 Volunteer Hours	10
YTD Volunteer Hours	28

AGENCY HIGHLIGHTS

APRIL 2023

PROMOTIONS

Some of the security promotions during the month of April included:

Cummins Unit

- Sgt. Ieisha Henry

Construction

- Cpl. Gretchen Smith-Dudley

East Arkansas Regional Unit

- Sgt. Danielle Norment

McPherson Unit

- Sgt. Michael Ladd

Maximum Security Unit

- Capt. Lasonya Scott
- Lt. Brandon Bass

Ouachita River Unit

- Sgt. Melanie Morris
- Lt. Justin Hunter
- Sgt. Edward Young

Randall L. Williams Unit

- Lt. Rodney Henderson
- Sgt. Jerome Eason

Texarkana Regional

- Capt. Jeremy McClure

Tucker Unit

- Sgt. Jeavon Perry
- Sgt. Caleb Wood

Vарner Unit


- Sgt. Lawrence John-Williams

Wrightsville Unit


- Sgt. Sunday Kehinde
- Capt. Mary Lloyd

ORCU COLLECTS DONATIONS FOR TORNADO RELIEF

The Ouachita River Correctional Unit collected almost 3,500 items for those impacted by the March 31st tornadoes. Several staff members, including Sgt. Lee who lost his home in the tornado that hit the Little Rock area, dropped off the donated items to City Center.



Sgt. Ieisha Henry



Capt. Latonya Scott

NORTH CENTRAL UNIT REACCREDITATION



The North Central Unit received the ACA reaccreditation scores of Mandatory Standards/Best Practices-100% and Non-Mandatory Standards/Best

Practices-100%. The auditors were very impressed with the cleanliness of the facility and bragged on the confidence of the staff in knowing their jobs and their work areas. Great Job North Central!

ADC CARRIES THE TORCH IN ANNUAL SPECIAL OLYMPICS TORCH RUN

Over 40 members of the #ARDOCFamily participated in Area 9's 2023 Law Enforcement Torch Run benefiting Special Olympics of Arkansas. Participants ran the mile and half stretch through White Hall escorted by White Hall Police and Fire Departments, Jefferson County Sheriff's Department and Emergency Ambulance Service Inc.



FIRST GENTLEMAN VISITS PATHWAY TO FREEDOM PROGRAM



Wrightsville Complex welcomes First Gentleman Bryan Sanders and other leadership members for a visit of the Pathway to Freedom program.

PINE BLUFF COMPLEX COLLECTS DONATIONS FOR TORNADO VICTIMS

Members of staff at the Pine Bluff Complex collected donations of basic need items such as toilet paper, paper towels, canned goods and other various other items for victims affected during the recent tornadoes.




REGIONAL MAINTENANCE PROJECT HIGHLIGHTS

APRIL 2023

DeGray Lake Resort Golf Course Clean-up

Ouachita River Regional Maintenance – April 6:



Malvern Boys and Girls Club Softball Field Clean-up

Ouachita River Regional Maintenance – April 7:



Dawson Cemetary Clean-up - Little Rock

Wrightsville Regional Maintenance – April 17:



Rixey Road Litter Clean-up - North Little Rock

Wrightsville Regional Maintenance – April 18:



2023 INFORMAL GRIEVANCE REPORT

Month	BENTON	HAWK/M	HAWK/F	WRTS	EARU & MX	GRIMES	RLW	MCWR	MCPH	MSU	NCU	PBU	NWA	TU	TRCC	VSMX	VU	CU & CMU	ORCU	Ester	DRU	TOTAL	
JAN	1	8	14	40	138	211	26	2	248	74	43	44	0	57	6	296	38	115	94	23	113	1,591	
FEB	4	2	14	62	123	238	22	1	256	52	56	38	0	60	1	250	37	150	74	35	77	1,552	
MAR	5	4	8	42	153	324	28	0	224	99	64	75	0	84	0	173	44	164	137	47	111	1,786	
APR	7	1	13	61	106	264	12	0	245	77	96	61	0	47	0	194	30	122	131	36	136	1,639	
MAY																						0	
JUN																							0
JUL																							0
AUG																							0
SEPT																							0
OCT																							0
NOV																							0
DEC																							0
TOTAL	17	15	49	205	520	1,037	88	3	973	302	259	218	0	248	7	913	149	551	436	141	437	6,568	

2023 FORMAL GRIEVANCE REPORT

Month	BENTON	HAWK/M	HAWK/F	WRTS	EARU & MX	GRIMES	RLW	MCWR	MCPH	MSU	NCU	PBU	NWA	TU	TRCC	VSMX	VU	CU & CMU	ORCU	Ester	DRU	TOTAL	
JAN	1	5	4	39	247	127	8	0	86	79	34	29	0	44	0	38	23	84	77	11	63	999	
FEB	2	6	3	51	212	163	13	0	83	77	37	22	0	38	0	119	19	100	72	15	41	1,073	
MAR	2	4	4	37	246	196	14	0	93	104	48	42	0	58	1	139	32	104	115	21	69	1,329	
APR	4	1	9	40	200	154	10	0	94	92	65	52	0	36	2	146	16	101	92	13	86	1,213	
MAY																							0
JUN																							0
JUL																							0
AUG																							0
SEPT																							0
OCT																							0
NOV																							0
DEC																							0
TOTAL	9	16	20	167	905	640	45	0	356	352	184	145	0	176	3	442	90	389	356	60	259	4,614	

Report includes Pine Bluff Reentry (PBR), Pine Bluff Unit (PBU) and Pine Bluff Work Release (PBW).

INMATE INSTITUTIONAL GRIEVANCE APPEAL REPORT – APRIL 2023

	Acknowledged	Rejected	Processed W/O Merit	Processed W/ Merit
Benton Unit	0	0	0	0
Benton Work Release	0	0	0	0
Cummins Unit	28	15	20	0
Cummins Modular Unit	0	0	0	0
Delta Regional Unit	15	4	7	0
East Arkansas Regional Unit	12	6	13	0
East Arkansas Regional Max Unit	95	17	79	2
Ester Unit	1	1	5	0
Grimes Unit	16	18	43	0
Maximum Security Unit	21	14	21	0
Tucker Re-Entry	0	0	0	0
McPherson Unit	10	10	13	0
McPherson Mental Health Residential Program Unit	0	0	0	0
Mississippi County Work Release Center	0	0	0	0
Northwest Arkansas Work Release Center	0	0	0	0
North Central Unit	29	4	13	0
Ouachita River Correctional Unit	13	17	22	0
ORCU Hospital	0	0	0	0
ORCU New Commitment	0	1	2	0
ORCU Mental Health Residential Program Unit	2	2	1	0
Pine Bluff Unit	10	7	5	0
Pine Bluff Re-Entry	0	0	0	0
Randall L. Williams Correctional Facility	2	1	2	0
Texarkana Regional Correctional Center	0	0	0	0
Tucker Unit	11	12	17	0
Varner Super Max	50	20	37	0
Varner Unit	2	3	7	0
Wrightsville Unit	7	8	8	0
Hawkins Center	0	1	0	0
Hawkins for Males	0	0	0	0
Hawkins SPU				
Total	324	161	315	2

ADMISSIONS AND RELEASES – APRIL 2023

Admissions	Male	Female	Total
Asian	1	1	2
Black	98	11	109
Caucasian	224	48	272
Hispanic	6	0	6
Native American Indian	0	0	0
Native Hawaiian or Pacific Island	0	0	0
Other	1	0	1
Total	330	60	390

Releases	Male	Female	Total
Asian	2	0	2
Black	105	12	117
Caucasian	203	40	243
Hispanic	11	1	12
Native American Indian	0	0	0
Native Hawaiian or Pacific Island	0	0	0
Other	0	0	0
Total	321	53	374

ADC INMATE POPULATION GROWTH 2000-2028 - APRIL 2023

Updated 04/30/2023

Mo.	2000	2001	2002	2003	2004	2005	2006	2007	2008	2009	2010	2011	2012	2013	2014	2015	2016	2017	2018	2019	2020	2021	2022	2023
Jan.	11,984	11,908	12,402	13,015	13,105	13,595	13,481	13,839	14,518	14,796	15,334	16,312	15,134	14,815	17,481	18,142	17,785	17,824	18,201	17,958	17,989	16,119	17,154	17,682
Feb.	12,169	12,022	12,529	13,054	13,166	13,783	13,633	14,012	14,603	14,883	15,374	16,209	14,990	15,008	17,438	18,082	17,625	17,608	17,998	17,846	18,181	16,120	17,077	17,814
March	12,006	12,033	12,299	13,108	13,088	13,418	13,534	13,772	14,580	14,843	15,290	16,095	14,964	14,665	17,395	18,233	17,573	17,666	18,089	17,898	17,860	16,085	16,992	18,075
April	12,069	12,167	12,465	13,213	13,323	13,469	13,554	13,851	14,769	14,937	15,570	16,172	15,124	14,850	17,604	18,703	17,815	17,798	18,227	17,977	17,331	16,250	17,059	18,206
May	12,109	12,384	12,558	13,463	13,556	13,528	13,711	14,146	14,880	15,146	15,694	16,062	15,132	15,074	17,593	18,693	17,769	17,652	17,945	17,817	16,694	16,476	17,229	
June	12,005	12,108	12,439	13,418	13,389	13,251	13,430	13,915	14,700	15,025	15,564	15,554	14,832	14,825	17,340	18,813	17,973	17,963	17,972	17,942	16,552	16,560	17,129	
July	12,030	12,190	12,622	13,509	13,528	13,286	13,560	14,082	14,868	15,195	15,807	15,519	14,879	15,379	17,522	18,870	18,130	18,180	18,005	18,002	16,511	16,638	17,109	
August	12,087	12,371	12,815	13,565	13,632	13,419	13,646	14,224	15,100	15,385	15,829	15,240	14,675	16,103	17,549	18,806	17,919	18,051	17,751	18,090	16,367	16,655	17,274	
September	11,983	12,289	12,774	13,341	13,516	13,237	13,652	14,217	14,850	15,285	16,025	15,172	14,724	16,412	17,605	18,549	18,026	18,179	17,865	17,856	16,215	16,698	17,432	
October	12,119	12,348	12,942	13,341	13,584	13,363	13,775	14,349	14,836	15,381	16,311	15,271	14,856	16,993	17,880	18,430	18,127	18,348	17,943	17,947	16,311	16,821	17,480	
November	12,094	12,408	13,162	13,408	13,706	13,587	13,913	14,437	15,025	15,340	16,460	15,205	14,625	17,168	17,848	17,981	17,573	17,973	17,666	18,060	16,165	16,982	17,521	
December	11,856	12,333	12,845	13,106	13,470	13,338	13,728	14,315	14,716	15,199	16,204	15,062	14,654	17,235	17,874	17,707	17,537	18,078	17,799	17,759	16,094	17,023	17,648	
Net Ann. Inc.	29	477	512	261	364	-132	390	587	401	483	1,005	-1,142	-408	2,581	639	-167	-170	541	-279	-40	-1,665	929	625	558
Avg. Mo. Inc.	2	40	43	22	30	-11	33	49	33	40	84	-95	-34	215	53	-14	-14	45	-23	-3	-139	77	52	140

Population is total jurisdictional count at end of each month. Population at end of month December 1999 was 11,827.

Average monthly population increased for past fifteen years 2008 - 2022 is 18

Average monthly population increased for past ten years Jan. 2013 - Dec 2022 is 25

Average monthly population decreased for past five years 2018 - 2022 is -7

Projected at Growth of 18 per Month

Mo.	2008	2009	2010	2011	2012	2013	2014	2015	2016	2017	2018	2019	2020	2021	2022	2023	2024	2025	2026	2027	2028	2029	
	Actual	Actual	Actual	Actual	Actual	Actual	Actual	Actual	Actual	Actual	Actual	Actual	Actual	Actual	Actual	Actual/Proj	Proj.	Proj.	Proj.	Proj.	Proj.	Proj.	
January	14,518	14,796	15,334	16,312	15,134	14,815	17,481	18,142	17,785	17,824	18,201	17,958	17,989	16,119	17,154	17,682	18,368	18,584	18,800	19,016	19,232	19,448	
February	14,603	14,883	15,374	16,209	14,990	15,008	17,438	18,082	17,625	17,608	17,998	17,846	18,181	16,120	17,077	17,814	18,386	18,602	18,818	19,034	19,250	19,466	
March	14,580	14,843	15,290	16,095	14,964	14,665	17,395	18,233	17,573	17,666	18,089	17,898	17,860	16,085	16,992	18,075	18,404	18,620	18,836	19,052	19,268	19,484	
April	14,769	14,937	15,570	16,172	15,124	14,850	17,604	18,703	17,815	17,798	18,227	17,977	17,331	16,250	17,059	18,206	18,422	18,638	18,854	19,070	19,286	19,502	
May	14,880	15,146	15,694	16,062	15,132	15,074	17,593	18,693	17,769	17,652	17,945	17,817	16,694	16,476	17,229	18,224	18,440	18,656	18,872	19,088	19,304	19,520	
June	14,700	15,025	15,564	15,554	14,832	14,825	17,340	18,813	17,973	17,963	17,972	17,942	16,552	16,560	17,129	18,242	18,458	18,674	18,890	19,106	19,322	19,538	
July	14,868	15,195	15,807	15,519	14,879	15,379	17,522	18,870	18,130	18,180	18,005	18,002	16,511	16,638	17,109	18,260	18,476	18,692	18,908	19,124	19,340	19,556	
August	15,100	15,385	15,829	15,240	14,675	16,103	17,549	18,806	17,919	18,051	17,751	18,090	16,367	16,655	17,274	18,278	18,494	18,710	18,926	19,142	19,358	19,574	
September	14,850	15,285	16,025	15,172	14,724	16,412	17,605	18,549	18,026	18,179	17,865	17,856	16,215	16,698	17,432	18,296	18,512	18,728	18,944	19,160	19,376	19,592	
October	14,836	15,381	16,311	15,271	14,856	16,993	17,880	18,430	18,127	18,348	17,943	17,947	16,311	16,821	17,480	18,314	18,530	18,746	18,962	19,178	19,394	19,610	
November	15,025	15,340	16,460	15,205	14,625	17,168	17,848	17,981	17,573	17,973	17,666	18,060	16,165	16,982	17,521	18,332	18,548	18,764	18,980	19,196	19,412	19,628	
December	14,716	15,199	16,204	15,062	14,654	17,235	17,874	17,707	17,537	18,078	17,799	17,759	16,094	17,023	17,648	18,350	18,566	18,782	18,998	19,214	19,430	19,646	
Net Ann. Inc.	401	483	1,005	-1,142	-408	2,581	639	-167	-170	541	-279	-40	-1,665	929	625	702	216	216	216	216	216	216	216
Ave. Mo. Inc.	33	40	84	-95	-34	215	53	-14	-14	45	-23	-3	-139	77	52	59	18	18	18	18	18	18	18

MONTHLY POPULATION AVERAGES - APRIL 2023

Unit/Center	4/3	4/4	4/5	4/6	4/7	4/10	4/11	4/12	4/13	4/14	4/17	4/18	4/19	4/20	4/21	4/24	4/25	4/26	4/27	4/28	AVG
Benton	340	343	343	342	341	339	337	336	336	336	341	340	336	335	336	333	331	345	348	346	339
Cummins	1,993	1,995	1,990	1,985	1,984	1,987	1,983	1,979	1,983	1,985	1,984	1,980	1,974	1,982	1,976	1,988	1,989	1,981	1,983	1,980	1,984
Delta	626	624	625	623	622	621	620	621	626	618	617	623	623	625	624	623	624	629	625	625	623
East AR Reg	1,602	1,608	1,603	1,609	1,611	1,611	1,609	1,605	1,611	1,607	1,603	1,609	1,605	1,610	1,618	1,615	1,610	1,608	1,613	1,612	1,609
Ester	572	572	580	575	579	578	580	580	579	570	577	577	580	573	576	574	564	574	571	577	575
Grimes	1,077	1,076	1,075	1,069	1,076	1,074	1,074	1,070	1,073	1,081	1,080	1,078	1,077	1,077	1,076	1,073	1,070	1,071	1,077	1,078	1,075
Max Sec	571	569	569	569	568	568	568	567	567	567	567	567	567	567	567	567	570	570	570	569	568
McPherson	1,045	1,043	1,040	1,041	1,047	1,051	1,051	1,053	1,046	1,046	1,041	1,042	1,038	1,037	1,040	1,046	1,045	1,048	1,046	1,045	1,045
MCWRC	155	155	155	156	156	156	155	154	154	159	159	158	158	158	158	158	157	157	157	156	157
N Central	842	841	838	837	831	832	832	833	834	829	831	832	831	837	836	834	838	838	837	837	835
NWAWRC	98	99	99	100	100	99	99	99	99	100	100	99	99	100	100	100	100	100	100	100	100
Ouachita River	1,850	1,846	1,850	1,850	1,851	1,849	1,849	1,848	1,848	1,858	1,852	1,847	1,837	1,847	1,846	1,849	1,850	1,846	1,850	1,857	1,849
Randall L Williams	539	538	532	534	536	540	540	540	539	530	525	537	537	536	532	525	534	529	534	534	535
Pine Bluff	546	544	536	536	542	543	543	542	540	543	540	537	542	540	537	540	540	534	539	539	540
PB Reentry	53	53	53	53	52	52	52	53	53	53	53	54	53	53	52	52	54	54	54	54	53
TRCC	134	134	134	134	134	134	134	134	132	133	133	133	133	133	133	134	134	134	134	134	134
Tucker	619	618	622	620	621	620	619	617	612	613	618	617	615	613	617	615	615	612	614	617	617
Varner	1,655	1,653	1,649	1,649	1,645	1,644	1,644	1,643	1,643	1,640	1,640	1,638	1,636	1,635	1,635	1,632	1,635	1,649	1,649	1,650	1,643
Wrightsville	856	856	855	856	854	851	852	853	853	855	849	845	850	855	857	855	852	851	856	860	854
WR Hawkins-Females	248	248	250	250	250	250	250	250	250	250	249	247	250	250	250	250	250	250	249	249	250
WR Hawkins-Males	197	198	199	199	199	199	199	196	199	199	197	197	198	199	198	198	197	197	197	197	198
Total ADC	15,618	15,613	15,597	15,587	15,599	15,598	15,590	15,573	15,577	15,572	15,556	15,557	15,539	15,562	15,564	15,561	15,559	15,577	15,603	15,616	15,583
ALETA	17	17	17	17	17	17	17	17	17	17	17	17	17	16	18	18	18	18	18	18	17
Ar State Police	61	60	60	60	61	63	63	63	63	63	63	64	64	64	63	63	63	63	63	63	63
Co Jail / M	1,911	1,912	1,910	1,919	1,894	1,933	1,943	1,963	1,974	1,989	2,008	2,003	2,009	1,988	2,021	2,030	2,038	2,027	2,009	2,017	1,975
Co Jail / F	146	149	150	151	148	144	144	146	154	156	159	158	162	165	165	161	164	168	173	173	157
Total Co Jail BK	2,057	2,061	2,060	2,070	2,042	2,077	2,087	2,109	2,128	2,145	2,167	2,161	2,171	2,153	2,186	2,191	2,202	2,195	2,182	2,190	2,132
309/M	192	192	193	193	193	193	193	193	192	191	192	194	191	191	192	191	189	189	189	189	192
309/F	100	99	99	100	100	100	100	100	100	98	98	102	103	104	104	103	103	100	100	101	101
Total Act 309	292	291	292	293	293	293	293	293	292	289	290	296	294	295	296	294	292	289	289	290	293
Total Non ADC	2,427	2,429	2,429	2,440	2,413	2,450	2,460	2,482	2,500	2,514	2,537	2,538	2,546	2,528	2,563	2,566	2,575	2,565	2,552	2,561	2,505
Total	18,045	18,042	18,026	18,027	18,012	18,048	18,050	18,055	18,077	18,086	18,093	18,095	18,085	18,090	18,127	18,127	18,134	18,142	18,155	18,177	18,088

FISCAL YEAR 2023 COUNTY JAIL BACKUP - APRIL 2023

DAY	Jul-22	Aug-22	Sep-22	Oct-22	Nov-22	Dec-22	Jan-23	Feb-23	Mar-23	Apr-23
1	1,515	1,551	1,671 *	1,781	1,673	1,808 *	1,870	1,809	1,867 *	2,059
2	* 1,515	1,507	1,683 *	1,781	1,692	1,833	1,863	1,807	1,854 *	2,059
3	* 1,515	1,538 *	1,683	1,780	1,710 *	1,833	1,863	1,827	1,903	2,057
4	1,528	1,538 *	1,683	1,791	1,721 *	1,833	1,814 *	1,827 *	1,903	2,061
5	1,528	1,573	1,687	1,758 *	1,721	1,817	1,794 *	1,827 *	1,903	2,060
6	1,527 *	1,573	1,686	1,762 *	1,721	1,784	1,767	1,880	1,928	2,070
7	1,554 *	1,573	1,725	1,771	1,740	1,789 *	1,767	1,896	1,936	2,042
8	1,551	1,556	1,717 *	1,771	1,736	1,814 *	1,767	1,876	1,872 *	2,042
9	* 1,551	1,550	1,742 *	1,771	1,760	1,786	1,781	1,826	1,909 *	2,042
10	* 1,551	1,548 *	1,742	1,797	1,806 *	1,786	1,746	1,809	1,920	2,077
11	1,528	1,587 *	1,742	1,751	1,806 *	1,786	1,750 *	1,809 *	1,920	2,087
12	1,538	1,604	1,774	1,770 *	1,806	1,783	1,762 *	1,809 *	1,920	2,109
13	1,522 *	1,604	1,800	1,738 *	1,806	1,814	1,773	1,844	1,935	2,128
14	1,534 *	1,604	1,771	1,721	1,805	1,793 *	1,773	1,812	1,931	2,145
15	1,533	1,620	1,768 *	1,721	1,785	1,822 *	1,773	1,832	1,951 *	2,145
16	* 1,533	1,638	1,766 *	1,721	1,798	1,821	1,793	1,795	1,962 *	2,145
17	* 1,533	1,636 *	1,766	1,718	1,791 *	1,821	1,793	1,797	1,993	2,167
18	1,510	1,665 *	1,766	1,728	1,765 *	1,821	1,779 *	1,797 *	1,993	2,161
19	1,525	1,636	1,802	1,689 *	1,765	1,805	1,773 *	1,797 *	1,993	2,171
20	1,539 *	1,636	1,845	1,709 *	1,765	1,823	1,769	1,826	1,989	2,153
21	1,541 *	1,636	1,876	1,710	1,780	1,822 *	1,769	1,826	2,023	2,186
22	1,587	1,669	1,872 *	1,710	1,805	1,828 *	1,769	1,842	2,032 *	2,186
23	* 1,587	1,651	1,853 *	1,710	1,815	1,836	1,767	1,833	2,022 *	2,186
24	* 1,587	1,687 *	1,853	1,692	1,805 *	1,836	1,736	1,868	2,031	2,191
25	1,574	1,710 *	1,853	1,681	1,805 *	1,836	1,769 *	1,868 *	2,031	2,202
26	1,590	1,690	1,806	1,704 *	1,805	1,835	1,781 *	1,868 *	2,031	2,195
27	1,566 *	1,690	1,800	1,671 *	1,805	1,836	1,774	1,889	2,045	2,182
28	1,540 *	1,690	1,812	1,676	1,804	1,860 *	1,774	1,852	2,058	2,190
29	1,525	1,671	1,804 *	1,676	1,808	1,851 *	1,774		2,074 *	2,190
30	* 1,525	1,655	1,781 *	1,676	1,749	1,870	1,812		2,086 *	2,190
31	* 1,525	1,652		1,696		* 1,870	1,808		2,059	
Avg Daily Backup	1,541	1,617	1,771	1,730	1,772	1,821	1,784	1,834	1,970	2,129

Notes: Totals do not include 309 Contracts in County Jails (maximum of 336)

County Jail Back-up Average for April 2023 - 2,129

County Jail Back-up Fiscal Year Average as of April 30, 2023 - 1,797

Short-Term Revocation Program Average for April 2023 - 535

Short-Term Revocation Fiscal Year Average as of April 30, 2023 - 510

STTG UNIT COUNTS – APRIL 2023

Unit	Beginning Total	Confirmed	Suspected	In	Out	Paroled	Removed	Ending Total	Total Unit Population	Unit % of STTG's
Benton	88	2	0	13	13	0	2	88	345	25.51%
Cummins	654	3	0	54	40	10	0	661	1,977	33.43%
Delta	199	0	0	14	15	0	0	198	626	31.63%
EARU	688	0	0	144	133	12	0	687	1,611	42.64%
Ester	111	0	0	25	9	6	0	121	572	21.15%
Grimes	371	0	0	13	8	10	0	366	1,085	33.73%
Hawkins	58	0	0	0	5	0	0	53	448	11.83%
Max	291	0	0	6	15	5	0	277	566	48.94%
Mcperson	52	2	0	3	0	1	0	56	1,048	5.34%
MCWR	47	0	0	3	3	2	0	45	156	28.85%
NCU	284	3	0	15	13	7	1	281	833	33.73%
NWAWR	26	0	0	1	0	0	0	27	100	27.00%
ORCU	314	0	0	15	16	16	0	297	1,556	19.09%
ORCU Intake	101	87	0	0	108	0	0	80	285	28.07%
Pine Bluff	184	0	0	22	19	3	0	184	599	30.72%
RLW	217	0	0	20	26	7	0	204	535	38.13%
TWR	42	0	0	9	5	0	0	46	134	34.33%
Tucker	211	0	0	12	7	7	0	209	616	33.93%
Varner	701	0	0	51	41	2	0	709	1,646	43.07%
Wrightsville	311	0	0	25	14	19	0	303	858	35.31%
Total	4,950	97	0	445	490	107	3	4,892	15,596	31.37%

STTG DISCIPLINARY REPORT – APRIL 2023

Unit	STTG Incidents	STTG Suspected Incidents	Total Unit Disciplinary	Disciplinary Involving STTG	Percentage
Benton	0	0	38	15	39.47%
Cummins	0	0	207	92	44.44%
Delta	0	0	100	65	65.00%
EARU	0	0	174	76	43.68%
Easter	0	0	31	8	25.81%
Grimes	1	0	135	68	50.37%
Hawkins	0	0	11	0	0.00%
Max	0	0	77	40	51.95%
Mcperson	1	1	174	14	8.05%
MCWR	0	0	2	0	0.00%
NCU	4	0	125	62	49.60%
NWAWR	0	0	1	0	0.00%
ORCU	0	0	110	56	50.91%
ORCU Intake	0	0	8	0	0.00%
Pine Bluff	0	0	54	20	37.04%
RLW	0	0	80	49	61.25%
TWR	0	0	1	1	100.00%
Tucker	0	1	94	34	36.17%
Varner	0	0	208	112	53.85%
Wrightsville	0	0	113	73	64.60%
Total	6	2	1,743	785	45.04%

STTG COUNTS BY STTG SET – APRIL 2023

STTG Set	Benton	Cummins	Delta	EARU	Ester	Grimes	Hawkins	Max	Mcpherson	MCWR	NCU	NWAWR	ORCU	Intake	PB	RLW	TWR	Tucker	Varner	Wrightsville	Total
Asian	0	1	1	1	1	0	0	0	0	0	1	0	1	1	0	1	0	0	1	0	9
Bloods	18	140	31	144	18	81	5	60	3	4	46	5	48	12	33	29	8	31	155	51	922
Crips	13	73	25	90	14	41	9	40	4	6	31	2	28	10	18	23	2	18	103	35	585
Folk	4	65	0	54	6	35	13	33	1	1	11	8	30	10	11	6	5	14	76	18	401
GD	15	152	17	182	23	77	1	58	9	13	70	0	80	6	40	56	11	56	150	74	1,090
Mexican	3	23	7	17	5	13	2	7	3	3	8	1	9	3	8	7	0	9	25	9	162
Motorcycle	0	2	1	2	0	0	0	1	1	0	3	1	1	0	1	0	0	0	2	3	18
Other	4	11	16	20	6	9	3	6	3	1	16	0	15	1	8	11	1	7	16	14	168
People	3	30	9	29	2	18	3	19	3	1	10	1	8	1	8	9	3	9	6	11	183
Unknown	0	16	5	5	3	1	1	1	11	0	1	0	0	0	0	0	2	2	6	7	61
W/S	18	66	53	46	20	44	6	9	7	10	34	4	44	19	40	29	6	28	78	38	599
AB	0	8	2	4	3	2	2	1	1	0	7	2	3	1	2	4	1	4	18	3	68
AC	1	8	7	14	6	4	0	5	1	0	4	1	2	1	12	4	1	5	12	3	91
NAE	3	35	10	34	8	16	1	16	6	4	15	1	14	5	3	11	3	9	27	12	233
WAR	6	31	14	45	6	25	7	21	3	2	24	1	14	10		14	3	17	34	25	302
Total	88	661	198	687	121	366	53	277	56	45	281	27	297	80	184	204	46	209	709	303	4,892

Key:

GD = Gangster Disciples

W/S = White Supremacist

NAE = New Aryan Empire

WAR = White Aryan Resistance

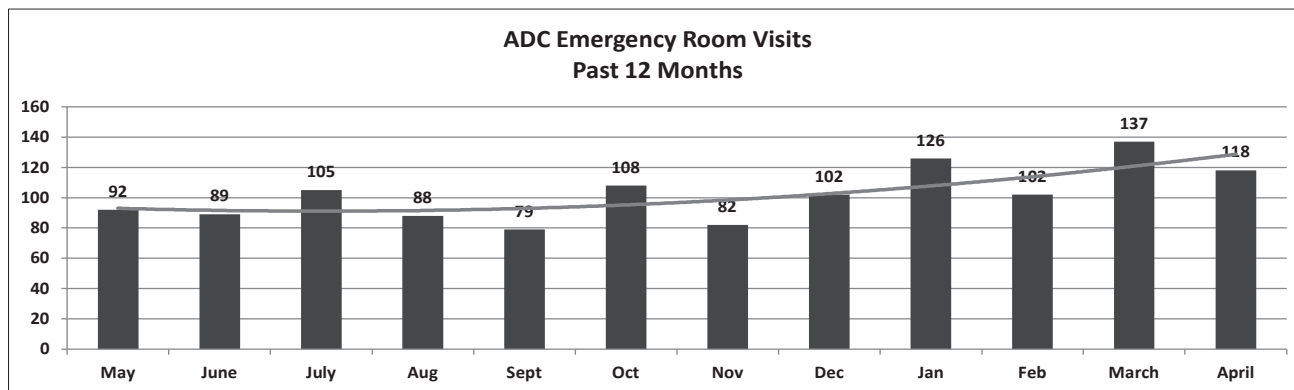
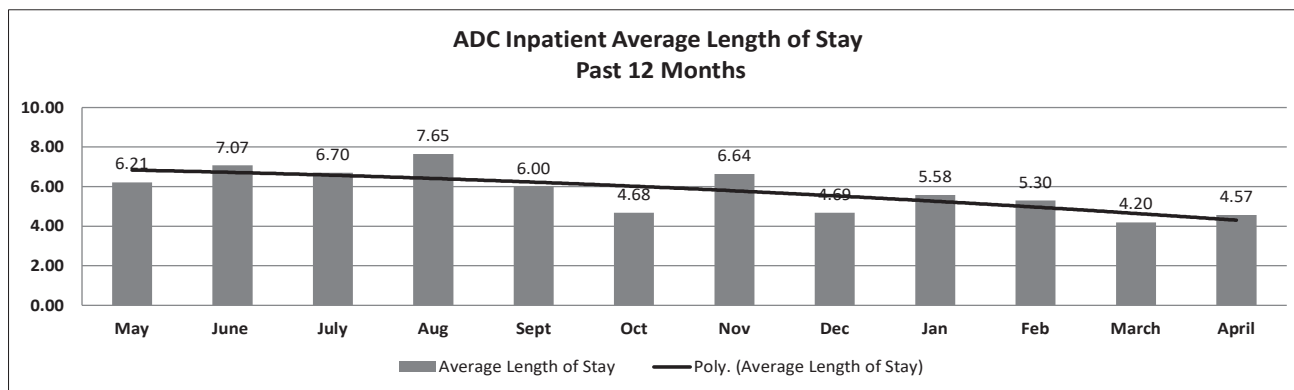
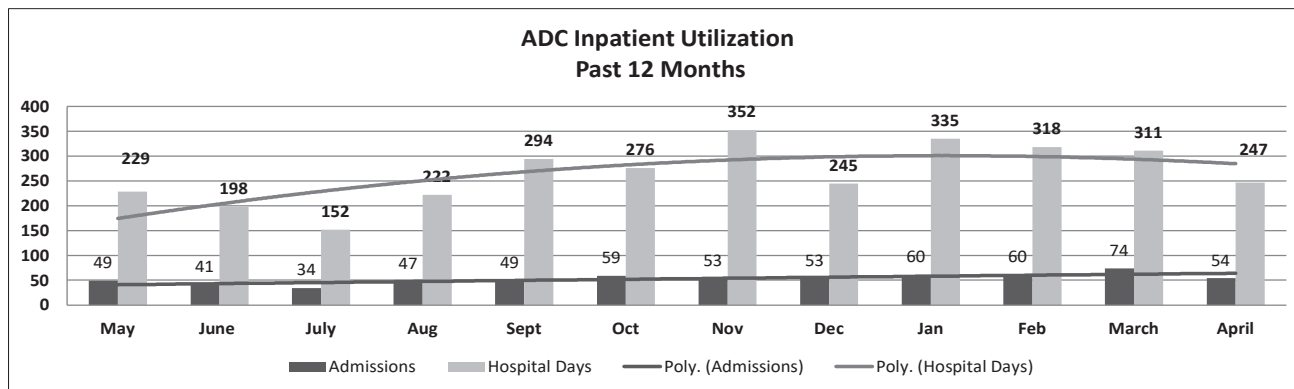
AC = Aryan Circle

AB = Aryan Brotherhood

ADC INPATIENT AND EMERGENCY ROOM UTILIZATION

ADC Inpatient Statistics Past 12 Months														
	2022								2023				Average	
	May	June	July	Aug	Sept	Oct	Nov	Dec	Jan	Feb	March	April		
Admissions	49	41	34	47	49	59	53	53	60	60	74	54	52.8	
Hospital Days	229	198	152	222	294	276	352	245	335	318	311	247	264.9	
Average Length of Stay	6.21	7.07	6.70	7.65	6.00	4.68	6.64	4.69	5.58	5.30	4.20	4.57	5.02	

ADC ER Visits Past 12 Months														
	2022								2023				Average	
	May	June	July	Aug	Sept	Oct	Nov	Dec	Jan	Feb	March	April		
Emergency Room Visits	92	89	105	88	79	108	82	102	126	102	137	118	102.3	



MEDICAL GRIEVANCE BOARD REPORT – APRIL 2023

Unit	Acknowledged/Received	Rejected	Reviewed & Signed by Dep Director	With Merit	With Merit, but Resolved	% With Merit	Without Merit
Benton	0	0	0	0	0	0.00%	0
CMU	0	1	0	0	0	0.00%	0
Cummins	9	3	5	0	1	20.00%	4
Delta	3	1	6	0	1	16.67%	5
EARU	9	1	8	1	0	12.50%	7
EARU Max	9	1	12	0	1	8.33%	11
Ester	0	1	0	0	0	0.00%	0
Grimes	21	2	12	0	1	8.33%	11
Hawkins	0	0	0	0	0	0.00%	0
McPherson	4	0	2	0	0	0.00%	2
MCWRC	0	0	0	0	0	0.00%	0
MSU	7	0	12	0	0	0.00%	12
North Central	8	0	4	0	0	0.00%	4
NWAWRC	0	0	0	0	0	0.00%	0
Ouachita	9	1	9	0	0	0.00%	9
Pine Bluff	5	0	5	0	0	0.00%	5
Randall L. Williams	1	1	0	0	0	0.00%	0
SNN	0	0	0	0	0	0.00%	0
TRCC	0	0	0	0	0	0.00%	0
Tucker	12	1	9	0	1	11.11%	8
Varner	9	0	4	0	0	0.00%	4
Varner Super Max	9	0	8	0	0	0.00%	8
WRU	3	0	3	0	0	0.00%	3
WHM	0	0	0	0	0	0.00%	0
WWR	0	0	0	0	0	0.00%	0
Total	118	13	99	1	5	6.06%	93

CHAPLAINCY

Month: April Year: 2023	CUMMINS	DELTA REGIONAL	EAST ARKANSAS	EAST ARKANSAS MAX	ESTER	GRIMES	HAWKINS	MAXIMUM	MCPHERSON	NORTH CENTRAL	OUACHITA RIVER	PINE BLUFF	RANDALL L. WILLIAMS	TUCKER	VARNER	VARNER MAX	WRIGHTSVILLE	TOTAL
Services Chaplains Oversaw																		
Christian																		
Population	6	5	5	0	4	4	1	2	10	11	9	5	8	4	13	0	1	88
Segregation	0	0	0	0	0	0	0	2	0	0	0	0	0	0	0	0	0	2
Muslim																		
Population	0	4	2	0	4	4	1	4	5	4	4	3	4	0	5	0	0	44
Segregation	0	0	0	0	0	0	0	4	0	0	0	0	0	0	0	0	0	4
138																		
Volunteers in Charge																		
Protestant	18	0	5	0	15	8	11	14	29	4	4	8	4	15	0	0	11	146
Catholic	2	0	1	0	0	0	4	0	2	4	4	1	0	0	0	0	4	22
Muslim	0	0	2	0	0	0	1	1	5	0	1	0	0	1	0	0	2	13
Other	2	9	3	0	1	6	0	0	6	0	0	0	0	0	4	0	0	31
Baptism	0	0	13	0	0	0	0	5	1	0	0	0	0	0	0	0	0	19
Marriages																		
	0	0	0	0	0	0	0	0	0	0	1	0	0	0	0	0	0	1
Distributed by Chaplains																		
Greeting Cards	71	3	0	0	12	36	0	60	0	105	60	52	39	88	33	267	0	826
Bibles, Quran, Torah, Etc.	23	27	26	33	50	19	30	11	48	32	125	11	24	156	15	26	15	671
Study Course	0	0	117	74	70	1	70	8	9	0	29	18	18	0	0	0	0	414
Writing Supplies	0	0	0	0	15	71	70	85	73	0	250	0	0	0	0	0	0	564
Literature	1,787	71	984	732	130	159	250	57	165	1,134	200	205	28	138	529	73	290	6,932
Chaplain's Visits																		
Barracks	65	9	29	0	12	64	20	9	120	57	66	114	46	112	48	35	21	827
Approximate Hours Spent in Barracks	42	23	6	0	6	15	1	1	21	15	33	8	24	28	12	9	32	276
Inmate Office visits	37	97	76	0	35	81	37	7	175	87	58	31	13	113	43	0	18	908
Other Office visits	25	11	8	0	10	23	11	5	26	10	61	45	3	44	44	16	4	346
Hospital	0	0	0	0	1	0	0	0	0	0	10	1	0	0	0	0	0	12
Infirmery/Sick Call	4	1	2	1	4	5	0	5	9	4	4	3	2	2	6	2	3	57
Restrictive/Punitive Housing	8	3	0	13	4	7	5	1	22	4	10	2	2	5	12	12	3	113
PC - DRU		3																3
Visitation Days	0	0	0	0	0	0	0	1	0	0	0	0	0	0	0	0	0	1
Volunteer Visits																		
RCV	0	0	0	0	0	0	0	0	6	0	2	9	0	0	1	0	0	18
OCV	0	3	7	0	6	18	2	23	26	19	8	7	7	40	0	0	11	177
Spiritual Advisor	0	0	0	0	0	0	0	0	0	0	0	0	0	1	0	0	1	2
CRA	38	4	43	6	12	53	47	43	46	14	19	9	16	61	45	12	25	493
Religious Volunteer Hours																		
Volunteer Hours	60	16	125	12	24	210	49	134	160	372	87	75	46	220	151	46	74	1,861
Denominational/Volunteer Chaplain Hours	22	0	0	0	50	61	70	22	71	238	16	47	0	40	55	0	40	732
2,593																		
Other Activities of Chaplain																		
Counseled Employees	4	7	19	0	10	2	4	1	18	3	24	7	4	25	86	0	7	221
Orientation Sessions	2	0	0	0	0	0	0	0	0	1	0	0	0	0	0	0	0	3
Free World Devotions	0	0	4	0	4	9	0	0	1	0	2	0	0	4	23	0	0	47
Spoke in Churches	16	9	7	0	1	1	0	0	0	1	2	2	0	4	23	0	1	67
Crisis Intervention Sessions	18	7	1	0	0	1	8	1	21	5	12	19	7	4	6	6	5	121
Marriage Counseling	0	0	1	0	0	0	0	0	1	0	2	0	0	1	0	0	0	5
Denominational Meeting	0	1	0	0	1	0	0	0	0	0	0	0	0	0	0	0	1	3
Chaplain's Meeting	3	0	2	0	1	2	0	1	1	0	1	2	1	1	2	0	1	18
Volunteer Training Session	0	0	0	0	2	0	1	1	0	0	0	1	0	0	0	0	1	6
Chaplain Transfers																		
	0	0	0	0	0	0	0	0	0	0	0	0	0	0	0	0	0	0
Chaplain Promotions																		
	0	0	0	0	0	0	0	0	0	0	0	0	0	0	0	0	0	0
PAL PROGRAM																		
Enrolled at start of month	60	24	49	0	58	48	23	24	56	60	30	0	0	57	50	0	26	565
Enrolled during the month	5	0	8	0	0	3	0	1	4	3	3	0	0	2	2	0	2	33
Removed From PAL Program																		
# Paroled	0	0	0	0	0	1	1	0	1	0	0	0	0	1	0	0	0	4
# Completed	3	0	1	0	0	0	0	1	0	0	2	0	0	3	2	0	1	13
# Withdraw	0	0	0	0	0	1	0	1	0	2	0	0	0	0	0	0	0	4
# Removed	1	1	8	0	0	0	1	0	2	1	1	0	0	0	0	0	2	17
# Transferred	1	1	0	0	0	0	0	0	1	0	0	0	0	0	0	0	0	3
Total Removed from PAL Program	5	2	9	0	0	2	2	2	4	3	3	0	0	4	2	0	3	41
Total Enrolled at the End of the Month	60	22	48	0	58	49	21	23	56	60	30	0	0	55	50	0	25	557
Volunteers in PAL																		
	13	1	8	0	9	9	14	7	56	8	2	0	0	5	0	0	0	132
Special Events:																		
	1	1	2	1	2	1	2	1	1	1	2	2	1	1	1	1	1	22

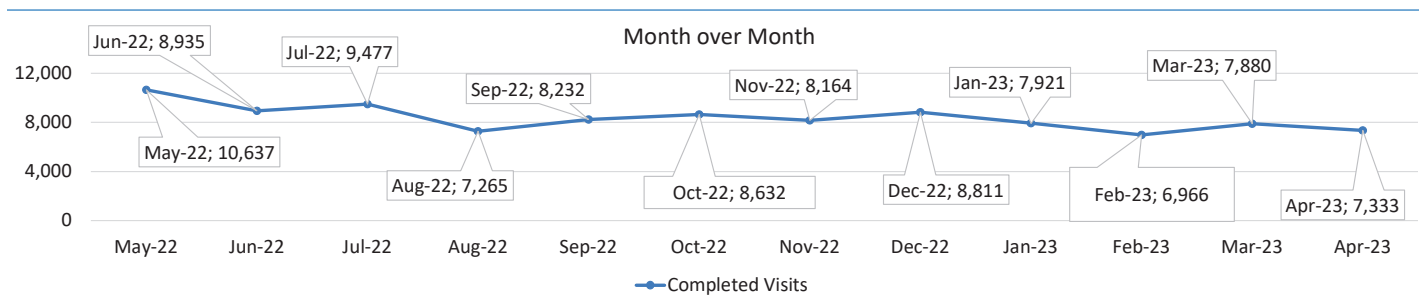
SECURUS VIDEO VISITATION REPORT APRIL 2023

AR-DOC SVV Activity Tracker

Total ADP 15,717

Total Visits by Month	May-22	Jun-22	Jul-22	Aug-22	Sep-22	Oct-22	Nov-22	Dec-22	Jan-23	Feb-23	Mar-23	Apr-23
Total (Includes SuperMax)	10,637	8,935	9,477	7,265	8,232	8,632	8,164	8,811	7,921	6,966	7,880	7,333
Target Objective	15,587	15,587	15,587	15,587	15,587	15,587	15,587	15,587	15,587	15,587	15,587	15,587

Anywhere Visitation Performance:



Completed Visits

Site	Current Month	Previous Month
Benton	156	167
Cummins	618	727
Delta Regional	290	274
East Arkansas Regional	767	786
Ester	377	313
Grimes	536	637
J Aaron Hawkins Sr.	442	498
Tucker Max	293	308
Mcperson	334	400
Mississippi County WRC	92	100
North Central	545	624
NW Arkansas WRC	64	68
Ouachita River	882	836
Pine Bluff Complex	282	350
Randall L Williams	156	167
State Police Barracks	68	47
Texarkana Regional	59	66
Tucker Unit	218	247
Varner	761	884
Wrightsville Unit	372	375
Pine Bluff Re-Entry	21	6
Tucker Re-entry	0	0
Total:	7,333	7,880

Missed by Inmate

Site	Current Month	Previous Month
Benton	3	1
Cummins	27	39
Delta Regional	5	4
East Arkansas Regional	38	30
Ester	4	11
Grimes	21	6
J Aaron Hawkins Sr.	5	2
Tucker Max	4	5
Mcperson	15	8
Mississippi County WRC	6	6
North Central	8	5
NW Arkansas WRC	7	1
Ouachita River	15	18
Pine Bluff Complex	1	6
Randall L Williams	2	5
State Police Barracks	7	2
Texarkana Regional	0	1
Tucker Unit	5	1
Varner	30	29
Wrightsville Unit	4	19
Pine Bluff Re-Entry	1	0
Tucker Re-entry	0	0
Total:	208	199

**SECURUS TABLET REPORT
APRIL 2023**

Facility Name	Personal Tablets (All)	\$0	\$5	Community / Inventory	Officer	Total	New Subscriptions
BENTON UNIT	346	92	254	130	8	484	
CUMMINS UNIT	1,341	895	446	881	14	2,236	
DELTA REGIONAL UNIT	460	257	203	320	15	795	
EAST ARKANSAS REGIONAL UNIT	759	486	273	582	10	1,351	
ESTER UNIT	516	327	189	284	20	820	
GRIMES UNIT	653	412	241	684	14	1,351	
J AARON HAWKINS SR CENTER FOR W	424	228	196	181	19	624	
MCPHERSON UNIT	750	436	314	369	17	1,136	
MISSISSIPPI COUNTY WORK RELEASE	157	37	120	72	9	238	
NORTH CENTRAL UNIT	611	351	260	202	10	823	
NW ARKANSAS WORK RELEASE CENTER	100	25	75	15	8	123	
OUACHITA RIVER UNIT	1,244	747	497	785	14	2,043	
PINE BLUFF RE-ENTRY CENTER	54	9	45	26	0	80	
PINE BLUFF UNIT	430	252	178	123	9	562	
RANDALL L WILLIAMS FACILITY	386	217	169	239	15	640	
STATE POLICE BARRACKS	62	43	19	14	3	79	
TEXARKANA REGION CORRECTION CEN	134	33	101	95	10	239	
TUCKER MAXIMUM SECURITY UNIT	232	142	90	385	14	631	
TUCKER RE-ENTRY CENTER	0	0	0	45	2	47	
TUCKER UNIT	448	283	165	362	10	820	
VARNER UNIT	857	575	282	623	21	1,501	
WRIGHTSVILLE UNIT	620	415	205	500	9	1,129	
TOTAL	10,584	6,262	4,322	6,917	251	17,752	

*April new subscription data not available.

CONSTRUCTION BUDGET / STATUS REPORT - MAY 5, 2023 — [Page 1 of 2]

Fund	Project Description	Approved Budget	Actual Budget Spent	Available Budget	\$ % Complete	Construction % Complete	Notes
700483A	EARU Max Rec Expanded Metal Rec Yard	879,000	855,036	23,964	97%	85%	Construction of the Rec Pens at EARU began on 1/03/2022. We are making great progress with this project. The funds spent on this project is reflective of the engineering fees, material and construction of the panels. 24 pens are complete and delivered to the unit for use. All of the prep work for the remaining 24 pens is complete. Concrete foundation is completed. Erecting panels on-site.
700483A NDC0200	Tucker Max Expanded Metal Rec Yard	8,160,845	1,139,825 -	7,021,020	14%	13%	Final plans submitted to DBA for approval on pre-cast pens. The funds spent on this project is reflective of engineering fees and the material needed to construct the rec pen panels.
700483A	Cummins Expanded Metal Rec Yard	368,617	71,378	297,239	19%	15%	We are constructing the panels on-site. Funds spent on this project is reflective of engineering fees spent against this portion of the overall project. This project is being finalized with the design team and will be submitted to DBA in the following weeks for review and approval.
KBR4Q95	Bullpens	851,999	388,676	463,323	46%	45%	Varner & EARU complete. Installation underway at Max. Locks delivered. Construction of bullpens are on-going.
KBR4Q95	13 & 15 Barracks Door Revisions	174,000	162,098	11,902	93%	93%	All doors and locks installed in 13 Barracks. 15 barracks has been remeasured for quality assurance and we are fabricating the revisions at this time at Central Maintenance. Reworking 5 doors at a time for renovation.
7004828	Entegrity Energy Improvements Phase 2 at Tucker and Max	18,603,150	18,422,630	180,520	99%	99%	Lighting, plumbing and water are complete at the Max and Tucker Unit. HVAC is finishing up at the Max. There are several other items to be replaced at Tucker and Phase II will be complete.
HCA0100 NDC0200	Entegrity Energy Improvements NCU Water Conservation	2,490,173	249,017 -	2,241,156	10%	20%	We had a precon meeting on 3/29. In that meeting it was determined that the work on the compound would begin on April 10th. Material has arrived at the unit. We have developed, along with Entegrity, a schedule to ensure that the work is completed by June 30th, 2023.
7004820	Lethal Fence Control for Cummins, Varner SuperMax, Tucker Max, & EARU	1,490,000	673,160	816,840	45%	35%	Material and part delays has driven the delay on project. Funds spent on this project is reflective of design fees and payment for equipment to vendor. The EARU lethal fence upgrade element is complete. Had a meeting on 5/4/2023 at Cummins to discuss next steps in utilizing the material purchased. Plan was established and a schedule has been set to begin Cummins on 5/15/2023.
KBSFW18 KBR4Q95	Max Armory	100,000	67,089 23,964	8,946	91%	98%	Funds spent on this project is reflective of material pre-purchased prior to the start of construction. Building is complete and delivered. The only element remaining is the fence surrounding the armory.
7004810	Administrative East Roof Replacement	2,191,441	1,832,566	358,875	84%	100%	Warehouse roof and Admin East have been completed and inspected. The metal flashing and gutters have been installed at the warehouse and Admin East. 65% of the metal cap has been installed on RLW. The RLW projected finish date is set as 5/19/2023.
7004810	Central Warehouse Roof Replacement	385,816	231,648	154,168	60%	99%	
7004810	RLW Roof Replacement	2,722,743	1,625,998	1,096,745	60%	95%	
865C 7004820 KBR4Q95	NCU Perimeter Security	600,000	20,625 525,861 6,275	47,239	92%	99%	All equipment for NCU and cameras are operational. Walkthrough at NCU has been completed and vendor is working that punch list.
KBR4N98	Max Re-Entry Generator Project	135,000	16,635	118,365	12%	10%	Plans submitted to DBA. We have received our notice to proceed on this project. Funds spent are reflective of engineering fees and site work at location.
NDC0300	Mississippi County 50 Bed Expansion	2,300,000	21,321	2,278,679	1%	0%	The design firm is completing the final design for review. As soon as that is approved the documents have been processed to DBA for review.
KBR4Q95	NCU Generator	202,000	177,350	24,650	88%	10%	DBA Approved. Generator has arrived. Funds spent on this project is on-call design fees, generator cost and material needed once we are ready for installation. This project is on hold.
7004811	Tucker Riot Gates	700,000	36,503	663,497	5%	0%	Documents are at DBA under review.
7004812	Tucker School Project	1,500,000	13,880	1,486,120	1%	0%	Design and development phase of this project has been completed. The documents for review has been sent over to DBA.
KBSHW18	Tucker Water Treatment	1,093,848	153,956	939,892	14%	0%	The original blueprints has been completed and approved. The detail drawings are complete. Submittals has been presented to DBA for final approval. We are awaiting guidance for notice to proceed utilizing the ARPA funds awarded. The funds spent on this project is reflective of engineering and design fees.



CONSTRUCTION BUDGET / STATUS REPORT - MAY 7, 2023 — [Page 2 of 2]

Fund	Project Description	Approved Budget	Actual Budget Spent	Available Budget	\$ % Complete	Construction % Complete	Notes
<u>Telephone Projects</u>							
Maintenance & Operations	Fire Alarm Upgrades (All Units)	41,000	14,593	26,407	36%	35%	on-going
	Stainless Steel - Kitchen/Shower/Restrooms - All	20,000	15,113	4,887	76%	76%	continual need
	Gates and Fences all units	25,000	24,451	549	98%	98%	on-going
	ACA Maintenance	100,000	95,012	4,988	95%	95%	Working with EARU, MCWR, and NCU with FY23 ACA.
	ADA Projects - All Units	10,000	6,089	3,911	61%	61%	on-going
	Fast Top Floor Systems (kitchen/laundry/showers all	25,000	4,786	20,214	19%	17%	on-going
	Camera Equipment - All Units	320,000	265,463	54,537	83%	83%	cameras as requested/approved.
	Lock/Riot Gates - All Units	90,500	80,502	9,998	89%	89%	on-going.
	HVAC Units-All Units	70,000	69,554	446	99%	99%	repairing & replacing daily.
	Subtotal	\$ 701,500	\$ 575,564	\$ 125,936			
Capital Projects FY22 Carry Forward	Metal Ceilings	25,000	19,254	5,746	77%	75%	Wrightsville showers are underway.
	ORCU Gravel Pit Operations	35,000	2,000	33,000	6%	5%	on-going.
	Dog Kennel/Horse Stable Malvern	58,000	14,785	43,215	25%	55%	Dog kennel is complete and delivered. Site work has started on horse barn and work on that project will begin as soon as the site is ready for construction. Difference in % complete and construction complete is the use of existing material on Dog Kennel. Material for horse barn is delivered on-site. Site work is being performed at the location.
	Emergency Generator - All Units	130,000	30,954	99,046	24%	24%	Cummins East Bldg. generator is delivered. Dedicating resources to install.
	Delta Perimeter Video Surveillance	622,000	149,956	472,044	24%	90%	The Delta project is nearing completion. Installation of the system is complete. The final walkthrough has been performed and the punch list has been delivered to the vendor for immediate attention.
	Roof Repair-Benton	930,700	4,416	763,392	18%	18%	Need repairs at Delta, Varner, Tucker Max and Tucker. Working through repairs with vendor. First two sections are complete at Varner. Lee County Jail is complete. A second crew has been reviewed and approved and will begin at Tucker as soon as the purchase order is delivered.
	Roof Repair-Central Office		0				
	Roof Repair-Central Warehouse		0				
	Roof Repairs-Cummins		0				
	Construction/Maintenance		0				
	Roof Repairs-Delta		3,983				
	Roof Repairs-East Arkansas		52,654				
	Roof Repairs-Max		0				
	Roof Repair-McPherson		0				
	Roof Repair - NCU		0				
	Roof Repair - PBU		0				
	Roof Repair - RLW		0				
	Roof Repairs-Tucker		-				
	Roof Repairs-Varner		106,256.00				
	Roof Repairs-Wrightsville		0				
Subtotal	\$ 1,800,700	\$ 384,258	\$ 1,416,442				
New Projects	Additional Metal Fab	10,000	9,286	714	93%	90%	on-going
	PB Warehouse Drive Replacement	218,000	84,389	133,611	39%	95%	The fuel island portion of this project is 100% complete. Site work for the Central Warehouse Drive will begin April 10, weather permitting. The final pour is scheduled to be completed on 5/5/2023.
	Subtotal	\$ 228,000	\$ 93,674	134,326			
	Architect Fees	55,000	21,374	33,627	39%		
Total	\$ 2,785,200	\$ 1,074,870	\$ 1,710,330				

Notes: Report has not been reconciled against Accountings Reconciled Reports. Tolerance/Deviation is with in 1% of Projected Spending.