



# DIVISION OF CORRECTION BOARD REPORT

March 2024

Dexter Payne  
Director



## POPULATION REPORT

### RESEARCH/PLANNING

**February 2024 Admissions and Releases** – Admissions for February 2024 totaled **417** (347-males and 70-females) while releases totaled **412** (345-males and 67 females) for a net increase in-house of five inmates.

**Inmate Population Growth/Projection** – At the end of February 2024, the jurisdictional population for the Division of Correction totaled **18,612**, representing an increase of **109** inmates since the first of February 2024. At reporting time, calendar year 2024 has seen an average growth rate of **55** inmates per month, which is down from an average monthly increase of **71** inmates per month during calendar year 2023.

**Average County Jail Backup** – The backup in the county jails averaged **1,725** inmates per day during the month of February 2024, which was up from the per-day average of **1,691** inmates during the month of January 2024. Of the **1,725** average, short-term revocations accounted for **287** (248 males and 39 females) during the month.

## INSTITUTIONS

### INMATE INSTITUTIONAL GRIEVANCES

**Inmate Formal/Informal Grievances:** During February, a total of 1,205 formal grievances and 1,691 informal grievances were filed at various units.

**Institutional Grievances Appeals:** There was a total of 429 appeals of institutional grievances received in February. Of those, 260 were acknowledged and 169 were rejected for various reasons. Of the total, 306 appeals answered, 303 had no merit and three had merit.

### FARM DIVISION

Maintenance repair of planting equipment continued this month in preparation for the upcoming season. The first application of nitrogen was applied to the 2500 acres of wheat crops and even though we experienced a dry fall and the extreme cold in January, the crop is in good shape.

Final construction and materials on green houses were being finished at some units while other units were able to start planting

this month offering added production impact this fall. Beef herd operations fed hay and prepared for the upcoming calving season and fence repairs were done to better manage grazing during the summer.

Dairy production is still at an increase closing in on 500 gallons per haul to the plant. Meanwhile, we have a flock of hens ready to move to the layer house resulting in a projected increase in egg production next month.

## REGIONAL MAINTENANCE HOURS

Regional Maintenance Hours	February 2024
Benton Unit	4,339
Delta Regional Unit	3,472
East Arkansas Regional Unit	1,160
Grimes Unit	2,624
McPherson Unit	1,184
Mississippi County Work Release	1,134
North Central Unit	7,768
Ouachita River Correctional Unit	6,240
Randall L. Williams Unit	3,856
Texarkana Regional Corr. Ctr.	3,390
Tucker Unit	632
Varner Unit	2,956
Wrightsville Unit	3,800
<b>Total Hours</b>	<b>42,555</b>

## WORK RELEASE RENT REPORT

Unit	February 2024
Benton Unit	\$139,414.00
Mississippi County Work Release	\$97,878.00
Northwest Arkansas Work Release	\$46,574.00
Pine Bluff Work Release	\$40,062.00
Texarkana Regional Correctional Center	\$67,452.00
Wrightsville Hawkins Unit	\$37,906.00
<b>Total</b>	<b>\$429,286.00</b>

**REENTRY**

**PROGRAMS - February 2024**

Program Name	Beginning Count	Admitted	Removed	Graduated	End Count	Volunteer Hours
Juvenile Program* (RLW)	7	1	2	0*	6	0
Release (Ester)	2	0	2	0	0	0
Veterans Program (Ester)	0	0	0	0	0	0
AFC - Pathway Home 4	2	1	0	0	3	0
<b>TOTAL</b>	<b>11</b>	<b>2</b>	<b>4</b>	<b>0</b>	<b>9</b>	<b>0</b>

\*Juvenciles are transferred from the program once they reach the age of 18.

**WORKFORCE ALLIANCE FOR GROWTH IN THE ECONOMY (WAGE)**

February 2024 Capacity: 120 Unit:	Participants	Status
Delta	19	Active
Ester	0	Not Active
Hawkins	2	Active
McPherson	8	Active
North Central	0	Not Active
Ouachita River	15	Active
Tucker	23	Active
Wrightsville	7	Active
<b>TOTAL</b>	<b>74</b>	

**WRIGHTSVILLE-HAWKINS PATHWAY TO FREEDOM PROGRAM**

February 2023 Capacity: 200	Beginning Count	Enrolled During the Month	Removed	End Count*
Wrightsville-Hawkins PTF	197	16	15	198

\*The "End Count" column includes 11 graduates who remain in the Pathway to Freedom barracks.

**ADVANCED PRINCIPLES AND APPLICATIONS FOR LIFE PROGRAM (APAL)**

February 2023 Capacity: 86	Beginning Count	Admissions During Mo.	Removed*	End Count
Ester	58	3	4	57
Hawkins	12	5	0	17
<b>TOTAL</b>	<b>70</b>	<b>8</b>	<b>4</b>	<b>74</b>

Advanced PAL is an 18-month reentry program that combines a pre-release curriculum with the PAL program.

\*The "Removed" column indicates the number of participants who paroled, completed the program, withdrew from the program, transferred, or were removed from the program for another reason.

**THINK LEGACY**

February 2024 Capacity: 635 Unit	Beginning Count	Admitted	Graduated	Removed*	End Count
Cummins	8	0	0	0	8
Delta Regional	24	0	0	0	24
East Arkansas Regional	27	0	0	1	26
McPherson	35	0	0	5	30
North Central	37	0	0	0	37
Ouachita River	24	0	0	3	21
Tucker	14	0	0	1	13
<b>TOTAL</b>	<b>169</b>	<b>0</b>	<b>0</b>	<b>10</b>	<b>159</b>

THINK LEGACY VOLUNTEER HOURS = 6

\*The "Removed" column indicates the total number of participants who paroled, signed out, transferred, or were removed from the program for any other reason and are no longer in the barracks.

**COLLEGE REPORT**  
**February 2024**

COLLEGE PROGRAM LOCATIONS	Beginning Count	Admissions During Mo.	Removed During Mo.	End Count	Staff Enrolled
<b>Arkansas State University</b>					
Grimes Unit	64	0	7	57	0
McPherson Unit	29	0	6	23	0
<b>Ashland University</b>					
North Central Unit	13	0	0	13	0
<b>Mid-America Seminary College</b>					
Varner Unit	36	0	0	36	0
<b>Philander Smith College</b>					
East Arkansas Regional Unit	36	8	1	43	0
Tucker Unit	20	7	1	26	0
<b>Southeast Arkansas College</b>					
Cummins Unit	45	0	1	44	0
Delta Unit	16	0	0	16	0
Varner Unit	38	0	3	35	0
<b>Shorter College</b>					
Hawkins Unit	22	0	2	20	0
Ouachita River Unit	22	0	0	22	0
Pine Bluff Complex	62	0	9	53	0
Texarkana Regional	5	0	0	5	0
Wrightsville Unit	11	0	0	11	0
<b>TOTAL</b>	<b>419</b>	<b>15</b>	<b>30</b>	<b>404</b>	<b>0</b>

**TRAINING**

**DIVISION OF CORRECTION**  
**TRAINING - February 2024**

**BASIC TRAINING DIVISION –**

**BCOT Class 2024-A**, led by instructor Nicholas Reed, graduated on March 1 with a total of 43 cadets.

**IN-SERVICE DIVISION –**

There were six in-service classes held by the Training Academy during the month.

**eCADEMY –**

During February, 676 ADC employees completed a total of 10,430.90 hours of eCADEMY training.

**HEALTH/CORRECTIONAL PROGRAMS**

**CHAPLAINCY SERVICES AND COMMUNITY SPEAKING EVENTS**

**Cummins Unit –**

Pottsville Assembly of God led a Friday and Saturday revival at Cummins on February 2-3. The West Hall, Barracks 13 and 15 had 137 inmates in attendance on Friday. On Saturday, South Hall, Barracks 11 and 12 had 144 inmates attending services.

IBLP conducted a seminar for 60 PAL program students on February 20-23.

A PAL graduation ceremony honoring 31 graduates took place on February 25.

**Hawkins Unit –**

C.B.S Bible Study Group celebrated Valentine’s Day on February 9 by bringing bagged candies for 256 inmates and the day shift staff.

**Maximum Security Unit –**

The Gideons Ministry came to the unit on February 24, represented by five volunteers. The volunteers were escorted by the Chaplain while they prayed and ministered in Restrictive Housing. Sixty bibles were handed out and four residents prayed to receive salvation.

Chaplain Bourgeois spoke at the Gideons Russellville Chapter Pastor’s Appreciation event. Volunteer and employment opportunities were both discussed.

**Pine Bluff Unit –**

The Kairos Walk Weekend event was held February 22-25. Twenty volunteers guided 24 inmate participants through the event. The participants and volunteers walked, prayed, and ministered from Thursday afternoon through Sunday afternoon. Volunteers totaled 762 hours during the event.

**Tucker Unit –**

Unit Chaplaincy hosted Victorious Living Magazines’ Danny Cox and Kristi Johnson (World Champion Water Skier) on February 23. There were 154 inmates that came to the special service.

IBLP Prison Ministries facilitated Basic Seminar 102 from February 26-29 in the PAL dorm. There were 59 inmates who completed the seminar.

**ACCREDITATION**

**ACA Internal Audits Completed:**

02/02	Training Academy File Audit
02/05	Maximum Security File Audit
02/06	McPherson Pre-Audit
02/07	Grimes Pre-Audit
02/15	Cummins Pre-Audit
02/22	McPherson File Audit
02/26	Grimes File Audit
02/28	Ouachita River Pre-Audit

**Classes Taught:**

02/08	ACA Manager Quarterly Meeting/Training
02/29	BCOT

Fire/Safety and Sanitation independent audits conducted by the Fire/Safety and Sanitation Coordinator:

02/01	Maximum Security Unit
02/12	Training Academy

**Classes Taught:**

02/13	Quarterly Fire/Safety & Tool Control Meeting
-------	--

**VOLUNTEER SERVICES - February 2024**

Program Name	Hours
NTI (NWARC)	12
Yoga (Varner)	2
<b>Total</b>	<b>14</b>

**MENTAL HEALTH SERVICES**

**Reduction of Sexual Victimization Program (RSVP) and Sex Offender Treatment Programs (SOFT):**

February 2024	Capacity	Beginning Count	Completed	Removed	Admissions	End Count
RSVP	238	236	0	9	8	235
SOFT	30	6	0	0	7	13
<b>Total</b>	<b>268</b>	<b>242</b>	<b>0</b>	<b>9</b>	<b>15</b>	<b>248</b>

There are 768 males on the waiting list for RSVP and zero females on the waiting list for SOFT who are within five years of their TE date. Of those, eight inmates are mandated by the Parole Board.

The average time on the waiting list from request is between one and two months for those stipulated.

\*The total on the waiting list, including those not currently within the identified timeframe, is 1,576 males and zero females. Of these, 768 are eligible and 808 are ineligible for the program. There are zero PREA inmates in the program at this time.

\*Ineligibility is due to being in restrictive housing, having class IV status, or receiving a major disciplinary within the last 60 days.

**Substance User Rehabilitation Services (SURS):**

February 2024 Unit	Capacity	Beginning Count	Completed	Removed	Admissions	End Count
Benton	20	20	5	2	5	18
Cummins	45	45	7	3	10	45
Grimes	50	49	9	6	16	50
Maximum Security	4	2	0	1	1	2
McPherson	150	143	11	11	29	150
Randall L. Williams	150	147	18	21	38	146
Tucker	62	56	1	2	7	60
Wrightsville	150	146	16	11	26	145
<b>Total</b>	<b>631</b>	<b>608</b>	<b>67</b>	<b>57</b>	<b>132</b>	<b>616</b>

For TC/SURS, there are 2,846 males and 364 females on the waiting list who are within five years of their release date. Of those, 71 are mandated by the Parole Board.

The average time on the waiting list from request is 13 days.

\*The total on the waiting list, including those not currently within the identified timeframe, is 3,947 males and 446 females. Of these, 3,210 are eligible and 1,183 are ineligible for the program.

\*Ineligibility is due to being in restrictive housing, having class IV status, or receiving a major disciplinary within the last 60 days.

**Ouachita River Correctional Unit (ORCU) Residential Program Unit (RPU):**

The RPU had three admissions and three discharges in February for an end-of-month count of 115.

**McPherson Unit Mental Health Residential Program Unit (RPU):**

There was one admission and one discharge in February for an end-of-month count of 40.

**Habilitation Program:**

The Habilitation Program at the Ouachita River Correctional Unit provided treatment services to 41 inmates in February. There were zero admissions and one discharge, which resulted in an end-of-month count of 40.

**Suicide:**

There were 98 suicidal threats in February. There were seven attempts, one of which resulted in death.

**Staffing:**

The following Mental Health Services and Substance User Rehabilitation Services (SURS) positions were vacant in January and February 2024:

Positions	FTEs*	January	February
Psychologists	2	1	1
Psychological Examiners	1	0	0
Social Workers	26	5	7
Licensed Professional Counselors	2	0	0
Rehab Director	1	1	1
Rehab Facility Supervisors	3	1	1
Advisors	55	23	26
Substance Abuse Program Coord.	5	1	2
Substance Abuse Program Leaders	40	8	15
Administrative Specialist	10	5	4
Rehab Program Managers	7	7	7

\*FTE refers to authorized Full Time Equivalent positions.

**MENTAL HEALTH SERVICES, *continued***

**Self-Study Classes:**

Classes	Number of Participants	Number Completed	Waiting List
Anger Management	208	207	475
Thinking Errors	161	161	505
Substance Abuse Education	169	161	300
Communication Skills	149	146	501
Domestic Violence	49	49	108
Victims of Domestic Violence	2	2	81
Stress Management	188	186	463
Parenting	84	84	176

**Outpatient:**

There were 2,172 inmates on the mental health medical log at the beginning of February. Mental Health staff conducted the following contacts during the month:

Case Management Contacts	1,895
Requests for Interviews	388
Testing	1
Intakes	426
Unit Requests	1,229
Pre-Lockup Reviews	256
Routine Restrictive Housing Reviews	886
Restrictive Housing Rounds	11,716
PREA Evaluations	44
Routine Follow-up	615
834 Requests	73

**County Mental Health Requests:**

During February, there were 296 requests received of a mental health nature. Of those, three inmates were fast-tracked to ADC.

**County Medical Health Requests:**

During February, there were 738 requests received of a medical nature. A total of 12 inmates were fast-tracked to ADC.

**Medical Contract Reimbursements:**

Sanction reimbursements for ADC in January amounted to \$19,600.00.

**Deaths:**

There were nine inmate deaths during the month of February. Two were claimed, five were cremated and claimed. There were two not claimed.

**Wellpath:**

See attachment for Wellpath's report regarding outside beds and emergency room visits.

**Medical Grievances:**

In February, there were 99 appeals of medical grievances received and 140 appeals were answered. Six were found to be with merit and five with merit but resolved.

**SEX OFFENDER ASSESSMENT**

**Assessments Completed:**

Risk Level	February	September 1999 through February 2024
Level 1	2	1,244
Level 2	17	9,545
Level 3	8	7,890
Level 4	1	757
Default 3	0	*
<b>Total</b>	<b>28</b>	<b>19,436</b>

*\*Default Level 3's are included in the total number of Level 3's to date.*

**ACIC Numbers:**

The total number of sex offenders registered from September 1999 through February 2024:

Compliant	8,987
Delinquent	1,415
Confined	3,776
Out-of-State	4,396
Address Unknown	147
Deported	206
Incapacitated	132
Out of USA	72
<b>Total</b>	<b>19,131</b>

Consistent with current Arkansas law, deceased offenders no longer remain on the registry.

**PAWS IN PRISON**

February 2024 Unit	Enrolled	Graduated	Foster	Volunteer Hours
Hawkins Unit	5	4	0	0
Maximum Security Unit	6	4	0	2
McPherson Unit	0	2	4	0
North Central Unit	4	1	1	0
Ouachita River Correctional Unit	7	5	0	0
Randall L. Williams Unit	4	0	0	4
Tucker Unit	8	4	0	2
<b>Total</b>	<b>34</b>	<b>20</b>	<b>5</b>	<b>8</b>

**Completed Paws in Prison Training:**

February 2024 Program Graduates	20
YTD Program Graduates	42
Total Graduates Since Inception (Dec 2011)	2,387
Dogs Currently in Foster (Graduated, but Not Adopted)	5
February 2024 Volunteer Hours	8
YTD Volunteer Hours	18

## AGENCY HIGHLIGHTS

FEBRUARY 2024

### PROMOTIONS

Some of the security promotions during the month of February included:

#### Cummins Unit

- Sgt. Shadreika Burnice
- Sgt. James Gossett
- Sgt. Demetria Monney
- Sgt. Cassandra Price

#### Delta Regional Unit

- Sgt. Darshia Richardson

#### East Arkansas Regional Unit

- Cpl. Christopher Bourgeois

#### Grimes Unit

- Cpl. Mary Burress
- Sgt. Travis Coffey

#### Maximum Security Unit

- Lt. Cynthia Conway
- Sgt. Darrack Dunn
- Sgt. Galissa Jackson

#### McPherson Unit

- Sgt. Marsha Black
- Fld. Sgt. Steven Groneman
- Sgt. Justin Sears

#### Mississippi County WRC

- Sgt. Kendrick Campbell

#### North Central Unit

- Sgt. Robert Morrow
- Sgt. Cody Williams

#### Ouachita River Unit

- Sgt. Jeriamy Burks
- Cpl. Kara Hanson
- Food Prep. Mgr. Paula Holley
- Sgt. Phillip Lynn
- Cpl. Davis Speidell
- Lt. Christian Tillman

#### Pine Bluff Unit

- Cpl. Tienesha Henc

#### Randall L. Williams Unit

- Lt. Veodis Knight

#### Training Academy

- Instructor Sarah Rutler

#### Transportation


- Sgt. Chantanglei Bailey
- Sgt. Curtis Wiggins
- Sgt. Quentin Wormley

#### Tucker Unit

- Sgt. Blake Criner



Sgt. Darrack Dunn



Lt. Cynthia Conway



Lt. Veodis Knight

### CUMMINS UNIT SERGEANT RECEIVES AWARD OF EXCELLENCE

Sgt. Felica Brooks received an Award of Excellence for an outstanding job during an incident of an officer trying to bring in an envelope containing several papers appearing to be soaked in a liquid substance hid in his state issued stab vest. Sgt. Brooks jumped into action in reporting the incident and held the officer until other staff supervisors and Supt. Musselwhite arrived to investigate and confiscate the evidence.



### PUBLIC NAMES NCU FOAL IN HONOR OF FALLEN OFFICER JOSHUA CAUDELL

The DOC Communications Team ran a social media campaign taking suggestions on names for the first ADC foal of 2024 born at North Central Unit. The public chose the name Sarge in honor of fallen ADC officer Sergeant Joshua Caudell.



### VARNER SEMINARY SCHOOL BUILDING CONSTRUCTION UNDERWAY

Construction on the seminary school building at the Varner Unit is coming right along with the framing already placed. The projected date of completion for the school is mid to late summer 2024!



AGENCY HIGHLIGHTS, *continued***2023 PINNACLE AWARDS HELD AT CHENAL COUNTRY CLUB**

The 2023 Pinnacle Awards were held at Chenal Country Club on February 1st with guest speaker Leslie Rutledge, Arkansas Lieutenant Governor. Winners are:

- **Board of Corrections Meritorious Service Award** – **Bill Glover**, Superintendent, Arkansas Correctional School District
- **Employees of the Year** – **Daisha Thompson**, Classification Administrator, Central Office and **Loretta Brown**, Administrative Specialist, Delta Regional Unit
- **Correctional Officers of the Year** – **Sgt. LaTonya Shelton**, Barbara Ester Unit and **Cpl. Phillip Norton**, McPherson Unit
- **Supervisors/Administrators of the Year** – **Teresa Bethune**, Food Prep. Manager, Randall L. Williams Unit and **Shamon McFadden**, Classification/Review Officer, Delta Regional Unit
- **Correctional Supervisors of the Year** – **Lt. Robert Davis**, Benton Unit and **Lt. Richard Lee**, Grimes Unit
- **Treatment Staff of the Year** – **Emma Hammer**, Rehab Director, Central Office and **RN Pam Guess**, Ouachita River Unit
- **Deputy Wardens of the Year** – **Deputy Warden Kenyon Randle**, Tucker Unit and **Deputy Warden Michael Richardson**, East Arkansas Regional Unit
- **Warden of the Year** – **Warden Todd Ball**, Tucker Unit
- **Superintendent of the Year** – **Superintendent Gary Musselwhite**, Cummins Unit
- **Heros of the Year** – **Tanya Hill** and **Deputy Warden Anthony Jackson**, Varner/VSM Unit
- **Director's Citation of Excellence Awards** – **Kenny Davis**, Deputy Warden, Benton Unit and **Tina Deen**, Fiscal Support Supervisor, Maximum Security Unit
- **Director's Outstanding Service Award** – **ACC SRT Team** - **Dickie Johnson**, U.S. Marshal Rep. and **April Davis**, Budget Manager, Administrative Annex East

## REGIONAL MAINTENANCE PROJECT HIGHLIGHTS

FEBRUARY 2024

### Malvern Municipal Airport Floor Installation - February 2:

*Ouachita River Unit Regional Maintenance*



### Cummins Fence Repair - February 22:

*Varner Unit Regional Maintenance*



### Wrightsville Ditch Clean up - February 16:

*Wrightsville Complex Regional Maintenance*





2024 INFORMAL GRIEVANCE REPORT

Month	BENTON	HAWK/M	HAWK/F	WRTS	EARU & MX	GRIMES	RLW	MCWR	MCPH	MSU	NCU	PBU	NWA	TU	TRCC	VSMX	VU	CU & CMU	ORCU	Ester	DRU	TOTAL	
JAN	1	10	13	60	211	211	14	0	296	73	68	27	2	53	0	136	41	92	116	28	147	1,599	
FEB	2	5	15	73	195	260	20	0	274	84	42	16	0	76	1	170	35	174	118	25	106	1,691	
MAR																						0	
APR																							0
MAY																							0
JUN																							0
JUL																							0
AUG																							0
SEPT																							0
OCT																							0
NOV																							0
DEC																							0
<b>TOTAL</b>	<b>3</b>	<b>15</b>	<b>28</b>	<b>133</b>	<b>406</b>	<b>471</b>	<b>34</b>	<b>0</b>	<b>570</b>	<b>157</b>	<b>110</b>	<b>43</b>	<b>2</b>	<b>129</b>	<b>1</b>	<b>306</b>	<b>76</b>	<b>266</b>	<b>234</b>	<b>53</b>	<b>253</b>	<b>3,290</b>	

2024 FORMAL GRIEVANCE REPORT

Month	BENTON	HAWK/M	HAWK/F	WRTS	EARU & MX	GRIMES	RLW	MCWR	MCPH	MSU	NCU	PBU	NWA	TU	TRCC	VSMX	VU	CU & CMU	ORCU	Ester	DRU	TOTAL	
JAN	0	4	3	26	302	115	10	0	135	79	56	24	0	20	0	100	22	65	89	14	75	1,139	
FEB	0	0	8	32	278	126	14	2	136	118	37	15	0	41	0	130	22	109	81	6	50	1,205	
MAR																							0
APR																							0
MAY																							0
JUN																							0
JUL																							0
AUG																							0
SEPT																							0
OCT																							0
NOV																							0
DEC																							0
<b>TOTAL</b>	<b>0</b>	<b>4</b>	<b>11</b>	<b>58</b>	<b>580</b>	<b>241</b>	<b>24</b>	<b>2</b>	<b>271</b>	<b>197</b>	<b>93</b>	<b>39</b>	<b>0</b>	<b>61</b>	<b>0</b>	<b>230</b>	<b>44</b>	<b>174</b>	<b>170</b>	<b>20</b>	<b>125</b>	<b>2,344</b>	

Report includes Pine Bluff Reentry (PBR), Pine Bluff Unit (PBU) and Pine Bluff Work Release (PBW).

## INMATE INSTITUTIONAL GRIEVANCE APPEAL REPORT – FEBRUARY 2024

	Acknowledged	Rejected	Processed W/O Merit	Processed W/ Merit
Benton Unit				
Benton Work Release				
Cummins Unit	21	20	15	
Cummins Modular Unit	1		0	
Delta Regional Unit	9	7	17	
East Arkansas Regional Unit	23	12	21	
East Arkansas Regional Max Unit	96	31	100	
Ester Unit	0	2	1	
Grimes Unit	17	30	10	
Maximum Security Unit	17	18	15	2
Tucker Re-Entry				
McPherson Unit	10	4	17	
McPherson Mental Health Residential Program Unit		0		
Mississippi County Work Release Center				
Northwest Arkansas Work Release Center				
North Central Unit	10	4	18	
Ouachita River Correctional Unit	13	9	12	
ORCU Hospital	1			
ORCU New Commitment				
ORCU Mental Health Residential Program Unit		1		
Pine Bluff Unit	2	2	4	
Pine Bluff Re-Entry				
Randall L. Williams Correctional Facility	1	7		
Texarkana Regional Correctional Center				
Tucker Unit	15	2	20	
Varner Super Max	12	13	31	
Varner Unit	4	5	11	1
Wrightsville Unit	8	2	11	
Hawkins Center				
Hawkins for Males				
Hawkins SPU				
<b>Total</b>	<b>260</b>	<b>169</b>	<b>303</b>	<b>3</b>

## ADMISSIONS AND RELEASES – FEBRUARY 2024

<b>Admissions</b>	<b>Male</b>	<b>Female</b>	<b>Total</b>
Asian	2	0	2
Black	114	10	124
Caucasian	214	57	271
Hispanic	14	3	17
Native American Indian	1	0	1
Native Hawaiian or Pacific Island	0	0	0
Other	1	0	1
Unknown	1	0	1
<b>Total</b>	<b>347</b>	<b>70</b>	<b>417</b>

<b>Releases</b>	<b>Male</b>	<b>Female</b>	<b>Total</b>
Asian	1	0	1
Black	122	11	133
Caucasian	206	55	261
Hispanic	14	1	15
Native American Indian	1	0	1
Native Hawaiian or Pacific Island	1	0	1
Other	0	0	0
Unknown	0	0	0
<b>Total</b>	<b>345</b>	<b>67</b>	<b>412</b>

ADC INMATE POPULATION GROWTH 2000-2028 - FEBRUARY 2024

Mo.	2000	2001	2002	2003	2004	2005	2006	2007	2008	2009	2010	2011	2012	2013	2014	2015	2016	2017	2018	2019	2020	2021	2022	2023	2024
Jan.	11,984	11,908	12,402	13,015	13,105	13,595	13,481	13,839	14,518	14,796	15,334	16,312	15,134	14,815	17,481	18,142	17,785	17,824	18,201	17,958	17,989	16,119	17,154	17,682	18,522
Feb.	12,169	12,022	12,529	13,054	13,166	13,783	13,633	14,012	14,603	14,883	15,374	16,209	14,990	15,008	17,438	18,082	17,625	17,608	17,998	17,846	18,181	16,120	17,077	17,814	18,612
March	12,006	12,033	12,299	13,108	13,088	13,418	13,534	13,772	14,580	14,843	15,290	16,095	14,964	14,665	17,395	18,233	17,573	17,666	18,089	17,898	17,860	16,085	16,992	18,075	
April	12,069	12,167	12,465	13,213	13,323	13,469	13,554	13,851	14,769	14,937	15,570	16,172	15,124	14,850	17,604	18,703	17,815	17,798	18,227	17,977	17,331	16,250	17,059	18,206	
May	12,109	12,384	12,558	13,463	13,556	13,528	13,711	14,146	14,880	15,146	15,694	16,062	15,132	15,074	17,593	18,693	17,769	17,652	17,945	17,817	16,694	16,476	17,229	18,267	
June	12,005	12,108	12,439	13,418	13,389	13,251	13,430	13,915	14,700	15,025	15,564	15,554	14,832	14,825	17,340	18,813	17,973	17,963	17,972	17,942	16,552	16,560	17,129	18,213	
July	12,030	12,190	12,622	13,509	13,528	13,286	13,560	14,082	14,868	15,195	15,807	15,519	14,879	15,379	17,522	18,870	18,130	18,180	18,005	18,002	16,511	16,638	17,109	18,397	
August	12,087	12,371	12,815	13,565	13,632	13,419	13,646	14,224	15,100	15,385	15,829	15,240	14,675	16,103	17,549	18,806	17,919	18,051	17,751	18,090	16,367	16,655	17,274	18,375	
September	11,983	12,289	12,774	13,341	13,516	13,237	13,652	14,217	14,850	15,285	16,025	15,172	14,724	16,412	17,605	18,549	18,026	18,179	17,865	17,856	16,215	16,698	17,432	18,380	
October	12,119	12,348	12,942	13,341	13,584	13,363	13,775	14,349	14,836	15,381	16,311	15,271	14,856	16,993	17,880	18,430	18,127	18,348	17,943	17,947	16,311	16,821	17,480	18,557	
November	12,094	12,408	13,162	13,408	13,706	13,587	13,913	14,437	15,025	15,340	16,460	15,205	14,625	17,168	17,848	17,981	17,573	17,973	17,666	18,060	16,165	16,982	17,521	18,500	
December	11,856	12,333	12,845	13,106	13,470	13,338	13,728	14,315	14,716	15,199	16,204	15,062	14,654	17,235	17,874	17,707	17,537	18,078	17,799	17,759	16,094	17,023	17,648	18,503	
Net Ann. Inc.	29	477	512	261	364	-132	390	587	401	483	1,005	-1,142	-408	2,581	639	-167	-170	541	-279	-40	-1,665	929	625	855	109
Avg. Mo. Inc.	2	40	43	22	30	-11	33	49	33	40	84	-95	-34	215	53	-14	-14	45	-23	-3	-139	77	52	71	55

Population is total jurisdictional count at end of each month. Population at end of month December 1999 was 11,827.

Average monthly population increased for past fifteen years 2009 - 2023 is 21

Average monthly population increased for past ten years Jan. 2014 - Dec 2023 is 11

Average monthly population decreased for past five years 2019 - 2023 is 12

Projected at Growth of 21 per Month

Mo.	2008	2009	2010	2011	2012	2013	2014	2015	2016	2017	2018	2019	2020	2021	2022	2023	2024	2025	2026	2027	2028	2029
	Actual	Actual	Actual	Actual	Actual	Actual	Actual	Actual	Actual	Actual	Actual	Actual	Actual	Actual	Actual	Actual	Actual/Proi	Proj.	Proj.	Proj.	Proj.	Proj.
January	14,518	14,796	15,334	16,312	15,134	14,815	17,481	18,142	17,785	17,824	18,201	17,958	17,989	16,119	17,154	17,682	18,522	18,843	19,095	19,347	19,599	19,851
February	14,603	14,883	15,374	16,209	14,990	15,008	17,438	18,082	17,625	17,608	17,998	17,846	18,181	16,120	17,077	17,814	18,612	18,864	19,116	19,368	19,620	19,872
March	14,580	14,843	15,290	16,095	14,964	14,665	17,395	18,233	17,573	17,666	18,089	17,898	17,860	16,085	16,992	18,075	18,633	18,885	19,137	19,389	19,641	19,893
April	14,769	14,937	15,570	16,172	15,124	14,850	17,604	18,703	17,815	17,798	18,227	17,977	17,331	16,250	17,059	18,206	18,654	18,906	19,158	19,410	19,662	19,914
May	14,880	15,146	15,694	16,062	15,132	15,074	17,593	18,693	17,769	17,652	17,945	17,817	16,694	16,476	17,229	18,267	18,675	18,927	19,179	19,431	19,683	19,935
June	14,700	15,025	15,564	15,554	14,832	14,825	17,340	18,813	17,973	17,963	17,972	17,942	16,552	16,560	17,129	18,213	18,696	18,948	19,200	19,452	19,704	19,956
July	14,868	15,195	15,807	15,519	14,879	15,379	17,522	18,870	18,130	18,180	18,005	18,002	16,511	16,638	17,109	18,397	18,717	18,969	19,221	19,473	19,725	19,977
August	15,100	15,385	15,829	15,240	14,675	16,103	17,549	18,806	17,919	18,051	17,751	18,090	16,367	16,655	17,274	18,375	18,738	18,990	19,242	19,494	19,746	19,998
September	14,850	15,285	16,025	15,172	14,724	16,412	17,605	18,549	18,026	18,179	17,865	17,856	16,215	16,698	17,432	18,380	18,759	19,011	19,263	19,515	19,767	20,019
October	14,836	15,381	16,311	15,271	14,856	16,993	17,880	18,430	18,127	18,348	17,943	17,947	16,311	16,821	17,480	18,557	18,780	19,032	19,284	19,536	19,788	20,040
November	15,025	15,340	16,460	15,205	14,625	17,168	17,848	17,981	17,573	17,973	17,666	18,060	16,165	16,982	17,521	18,500	18,801	19,053	19,305	19,557	19,809	20,061
December	14,716	15,199	16,204	15,062	14,654	17,235	17,874	17,707	17,537	18,078	17,799	17,759	16,094	17,023	17,648	18,503	18,822	19,074	19,326	19,578	19,830	20,082
Net Ann. Inc.	401	483	1,005	-1,142	-408	2,581	639	-167	-170	541	-279	-40	-1,665	929	625	855	319	252	252	252	252	252
Ave. Mo. Inc.	33	40	84	-95	-34	215	53	-14	-14	45	-23	-3	-139	77	52	71	27	21	21	21	21	21

MONTHLY POPULATION AVERAGES - FEBRUARY 2024

Unit/Center	2/1	2/2	2/5	2/6	2/7	2/8	2/9	2/12	2/13	2/14	2/15	2/16	2/19	2/20	2/21	2/22	2/23	2/26	2/27	2/28	2/29	AVG
Benton	344	343	340	339	337	345	349	349	354	351	353	352	356	356	356	356	352	354	357	358	354	350
Cummins	1,992	1,994	1,991	1,996	1,996	1,993	1,993	1,991	1,993	1,995	1,991	1,991	1,989	1,989	1,999	2,001	2,001	2,003	2,003	2,001	1,998	1,995
Delta	627	627	624	618	625	623	623	624	625	625	624	624	630	630	630	629	632	632	632	630	628	627
E AR Reg	1,661	1,661	1,656	1,658	1,661	1,660	1,659	1,658	1,656	1,649	1,652	1,653	1,649	1,649	1,650	1,650	1,646	1,639	1,639	1,643	1,644	1,652
Ester	683	689	688	693	700	700	694	693	692	696	694	691	683	683	689	684	685	688	688	687	685	690
Grimes	1,085	1,085	1,090	1,087	1,085	1,085	1,086	1,083	1,090	1,090	1,086	1,083	1,078	1,078	1,079	1,080	1,089	1,090	1,093	1,094	1,094	1,086
Max Sec	585	584	584	584	584	584	584	585	585	585	585	584	584	584	584	584	583	583	583	582	583	584
McPherson	1,046	1,040	1,053	1,053	1,049	1,038	1,052	1,051	1,052	1,051	1,054	1,054	1,050	1,050	1,052	1,053	1,052	1,049	1,052	1,044	1,052	1,050
MCWRC	184	184	184	182	181	181	188	188	188	183	183	186	186	186	186	186	186	186	186	186	186	185
N Central	937	945	945	939	942	939	943	940	948	951	950	949	952	952	952	950	941	941	937	929	926	943
NWAWRC	100	100	100	100	100	100	99	97	100	100	100	100	99	99	99	100	100	100	100	100	99	100
Ouachita River	1,920	1,925	1,931	1,925	1,928	1,923	1,927	1,925	1,918	1,917	1,918	1,916	1,911	1,912	1,911	1,915	1,908	1,913	1,911	1,917	1,911	1,918
Randall L Williams	548	534	540	533	537	538	534	526	534	538	537	536	534	534	538	540	542	539	539	542	541	537
Pine Bluff	530	529	526	523	523	523	525	523	524	525	524	521	523	523	521	528	529	524	523	524	528	525
PB Reentry	49	50	52	52	52	52	51	51	51	51	51	50	50	50	51	51	51	53	53	53	52	51
TRCC	132	128	128	128	128	128	134	134	134	134	134	134	134	134	134	134	134	134	134	134	132	132
Tucker	993	992	994	991	993	993	990	991	990	994	1,000	1,004	998	998	997	998	997	997	997	991	987	995
Varner	1,695	1,694	1,696	1,695	1,695	1,698	1,696	1,695	1,693	1,693	1,691	1,691	1,694	1,694	1,694	1,692	1,691	1,690	1,686	1,686	1,694	1,693
Wrightsville	864	863	862	862	863	864	860	863	861	864	864	864	861	861	863	861	860	860	866	866	869	863
WR Hawkins-Females	253	252	252	252	256	256	255	256	256	256	255	255	255	255	256	256	254	253	251	252	252	254
WR Hawkins-Males	197	198	198	198	200	200	199	200	200	199	198	197	197	197	197	200	200	200	199	199	197	199
Total ADC	16,425	16,417	16,434	16,408	16,435	16,423	16,441	16,423	16,444	16,447	16,444	16,435	16,413	16,414	16,438	16,448	16,433	16,428	16,429	16,418	16,412	16,429
ALETA	16	16	16	16	16	16	16	16	16	16	16	16	16	16	16	16	16	16	16	16	16	16
Ar State Police	58	58	58	58	58	58	60	60	59	58	58	58	58	58	58	59	59	59	59	59	59	59
Co Jail / M	1,546	1,553	1,522	1,542	1,527	1,532	1,555	1,592	1,587	1,589	1,583	1,615	1,632	1,632	1,620	1,601	1,616	1,626	1,639	1,667	1,664	1,592
Co Jail / F	143	151	141	140	131	129	113	113	121	131	130	131	138	138	135	136	141	145	143	146	136	135
Total Co Jail BK	1,689	1,704	1,663	1,682	1,658	1,661	1,668	1,705	1,708	1,720	1,713	1,746	1,770	1,770	1,755	1,737	1,757	1,771	1,782	1,813	1,800	1,727
309/M	182	182	183	183	184	184	184	184	184	184	184	184	184	184	183	182	183	183	183	182	179	183
309/F	125	126	126	127	127	124	122	121	121	120	119	119	119	119	118	118	117	117	117	118	118	121
Total Act 309	307	308	309	310	311	308	306	305	305	304	303	303	303	303	301	300	300	300	300	300	297	304
Total Non ADC	2,070	2,086	2,046	2,066	2,043	2,043	2,050	2,086	2,088	2,098	2,090	2,123	2,147	2,147	2,130	2,112	2,132	2,146	2,157	2,188	2,172	2,106
Total	18,495	18,503	18,480	18,474	18,478	18,466	18,491	18,509	18,532	18,545	18,534	18,558	18,560	18,561	18,568	18,560	18,565	18,574	18,586	18,606	18,584	18,535

FISCAL YEAR 2024 COUNTY JAIL BACKUP - FEBRUARY 2024

DAY		Jul-23		Aug-23		Sep-23		Oct-23		Nov-23		Dec-23		Jan-24		Feb-24
1	*	2,053		2,207		2,062	*	2,009		1,890		1,753		1,651		1,689
2	*	2,053		2,206	*	2,062		2,016		1,911	*	1,753		1,651		1,704
3		2,073		2,202	*	2,062		2,004		1,886	*	1,753		1,676	*	1,704
4		2,077		2,218		2,052		2,013	*	1,886		1,719		1,676	*	1,704
5		2,077	*	2,218		2,052		2,022	*	1,886		1,687		1,693		1,663
6		2,085	*	2,218		2,054		2,015		1,857		1,693	*	1,693		1,682
7		2,120		2,163		2,028	*	2,015		1,867		1,692	*	1,693		1,658
8	*	2,120		2,156		2,044	*	2,015		1,862		1,700		1,686		1,661
9	*	2,120		2,137	*	2,044		2,051		1,848	*	1,700		1,691		1,668
10		2,139		2,132	*	2,044		2,010		1,855	*	1,700		1,680	*	1,668
11		2,103		2,127		2,030		2,033	*	1,855		1,695		1,694	*	1,668
12		2,087	*	2,127		2,021		2,050	*	1,855		1,711		1,709		1,705
13		2,103	*	2,127		1,989		2,030		1,855		1,653	*	1,709		1,708
14		2,111		2,119		2,019	*	2,030		1,874		1,628	*	1,709		1,720
15	*	2,111		2,116		2,046	*	2,030		1,847		1,596		1,692		1,713
16	*	2,111		2,120	*	2,046		2,008		1,881	*	1,596		1,692		1,746
17		2,106		2,122	*	2,046		2,023		1,895	*	1,596		1,694	*	1,746
18		2,114		2,147		2,030		2,027	*	1,895		1,573		1,698	*	1,746
19		2,144	*	2,147		2,000		2,044	*	1,895		1,572		1,698		1,770
20		2,146	*	2,147		1,999		2,041		1,867		1,607	*	1,698		1,770
21		2,153		2,104		2,046	*	2,041		1,816		1,630	*	1,698		1,755
22	*	2,153		2,101		2,057	*	2,041		1,818		1,647		1,723		1,737
23	*	2,153		2,111	*	2,057		2,058		1,783	*	1,647		1,705		1,757
24		2,146		2,118	*	2,057		1,956		1,783	*	1,647		1,695	*	1,757
25		2,150		2,152		2,035		1,962	*	1,783		1,651		1,686	*	1,757
26		2,182	*	2,152		2,026		1,935	*	1,783		1,651		1,694		1,771
27		2,212	*	2,152		1,992		1,934		1,783		1,651	*	1,694		1,782
28		2,225		2,155		1,981	*	1,934		1,781		1,670	*	1,694		1,813
29	*	2,225		2,154		2,009	*	1,934		1,778		1,670		1,676		1,800
30	*	2,225		2,118	*	2,009		1,938		1,755	*	1,651		1,682		
31		2,187		2,099				1,913			*	1,651		1,678		
<b>Avg Daily Backup</b>		<b>2,131</b>		<b>2,147</b>		<b>2,033</b>		<b>2,004</b>		<b>1,844</b>		<b>1,663</b>		<b>1,691</b>		<b>1,725</b>

**Note: Totals do not include 309 Contracts with County Jails (maximum of 336)**

**County Jail Back-up Fiscal Year Average as of February 2024 - 1,725**

**County Jail Back-up Fiscal Year Average as February 29, 2024 - 1,905**

**Short-Term Revocation Program Average for February 2024 - 246**

**Short-Term Revocation Program Fiscal Year Average as of February 29, 2024 - 287**

## STTG UNIT COUNTS – FEBRUARY 2024

Unit	Beginning Total	Confirmed	Suspected	In	Out	Paroled	Removed	Ending Total	Total Unit Population	Unit % of STTG's
Benton	87	0	0	13	2	2	0	96	354	27.12%
Cummins	689	0	0	49	43	10	1	684	1,998	34.23%
Delta	230	0	0	12	9	0	0	233	628	37.10%
EARU	737	0	0	22	24	5	0	730	1,644	44.40%
Ester	111	0	0	102	10	7	0	196	685	28.61%
Grimes	410	9	0	16	7	12	0	416	1,094	38.03%
Hawkins	38	0	0	5	1	0	0	42	449	9.35%
Max	304	0	0	3	4	0	0	291	583	49.91%
McPherson	39	8	0	1	0	1	1	47	1,052	4.47%
MCWR	47	0	0	0	47	0	0	47	186	25.27%
NCU	293	0	0	20	18	12	0	283	926	30.56%
NWAWR	23	0	0	1	1	0	0	23	99	23.23%
ORCU	332	0	0	23	31	15	0	309	1,564	19.76%
ORCU Intake	96	102	0	0	102	0	0	96	347	27.67%
Pine Bluff	132	0	0	20	17	0	0	135	580	23.28%
RLW	203	0	0	29	20	3	0	209	541	38.63%
TWR	34	0	0	6	4	0	0	36	132	27.27%
Tucker	293	0	0	13	8	8	0	290	987	29.38%
Varner	756	0	0	30	38	6	0	742	1,694	43.80%
Wrightsville	231	0	0	11	6	6	0	230	869	26.47%
<b>Total</b>	<b>5,085</b>	<b>119</b>	<b>0</b>	<b>376</b>	<b>392</b>	<b>87</b>	<b>2</b>	<b>5,135</b>	<b>16,412</b>	<b>31.29%</b>

**ORCU Intake brought in 102 new STTG members into ADC last month.**

## STTG DISCIPLINARY REPORT – FEBRUARY 2024

Unit	STTG Incidents	STTG Suspected Incidents	Total Unit Disciplinary	Disciplinary Involving STTG	Percentage
Benton	0	0	10	2	20.00%
Cummins	0	0	368	208	56.52%
Delta	0	0	71	32	45.07%
EARU	0	0	213	130	61.03%
Easter	0	0	72	22	30.56%
Grimes	0	0	181	98	54.14%
Hawkins	0	0	8	0	0.00%
Max	0	0	95	55	57.89%
McPherson	0	0	176	23	13.07%
MCWR	0	0	0	0	#DIV/0!
NCU	0	0	85	29	34.12%
NWAWR	0	0	6	0	0.00%
ORCU	0	0	100	25	25.00%
ORCU Intake	0	0	9	2	22.22%
Pine Bluff	0	0	69	17	24.64%
RLW	0	0	134	58	43.28%
TWR	0	0	4	2	50.00%
Tucker	0	0	65	25	38.46%
Varner	0	0	229	137	59.83%
Wrightsville	0	0	195	85	43.59%
<b>Total</b>	<b>0</b>	<b>0</b>	<b>2,090</b>	<b>950</b>	<b>45.45%</b>



STTG COUNTS BY STTG SET – FEBRUARY 2024

STTG Set	Benton	Cummins	Delta	EARU	Ester	Grimes	Hawkins	Max	McPherson	MCWR	NCU	NWAWR	ORCU	Intake	PB	RLW	TWR	Tucker	Varnar	Wrightsville	Total
Asian	2	0	8	1	2	0	0	0	0	0	0	0	0	0	0	0	1	1	1	0	16
Bloods	18	140	43	155	36	86	5	66	7	4	49	4	41	11	22	35	9	41	162	47	981
Crips	14	73	39	86	21	45	4	41	3	5	30	2	30	10	14	27	4	24	106	30	608
Folk	4	65	0	62	33	31	5	34	2	1	13	7	13	5	10	8	2	14	63	22	394
GD	20	150	61	182	19	90	5	66	9	12	78	0	78	14	36	40	7	67	160	42	1,136
Mexican	3	26	7	22	7	14	0	3	3	4	6	0	14	5	5	12	0	10	24	13	178
Motorcycle	0	2	0	1	0	0	0	1	1	0	3	0	3	0	0	0	0	1	1	1	14
Other	1	18	12	18	6	15	3	6	4	1	10	0	10	1	4	8	1	13	18	7	156
People	2	36	6	31	7	22	1	22	2	1	13	0	8	7	6	6	1	11	30	8	220
Unknown	0	14	0	8	2	1	2	1	0	0	1	0	0	8	0	1	1	6	9	3	57
W/S	15	77	50	44	55	40	5	11	4	11	32	9	74	22	21	32	4	52	76	28	662
AB	0	10	1	8	2	3	0	1	1	1	8	1	4	1	2	3	1	5	18	2	72
AC	0	8	5	16	4	8	0	5	3	1	4	0	4	1	0	6	0	7	23	0	95
NAE	6	36	1	45	1	25	3	15	3	4	14	0	14	5	8	16	2	16	25	11	250
WAR	11	29	0	51	1	36	9	19	5	2	22	0	16	6	7	15	3	22	26	16	296
<b>Total</b>	<b>96</b>	<b>684</b>	<b>233</b>	<b>730</b>	<b>196</b>	<b>416</b>	<b>42</b>	<b>291</b>	<b>47</b>	<b>47</b>	<b>283</b>	<b>23</b>	<b>309</b>	<b>96</b>	<b>135</b>	<b>209</b>	<b>36</b>	<b>290</b>	<b>742</b>	<b>230</b>	<b>5,135</b>

Key:

- GD = Gangster Disciples
- W/S = White Supremacist
- NAE = New Aryan Empire
- WAR = White Aryan Resistance
- AC = Aryan Circle
- AB = Aryan Brotherhood

### ADC INPATIENT AND EMERGENCY ROOM UTILIZATION

**ACC Inpatient Statistics Past 12 Months per 1,000 Inmates**

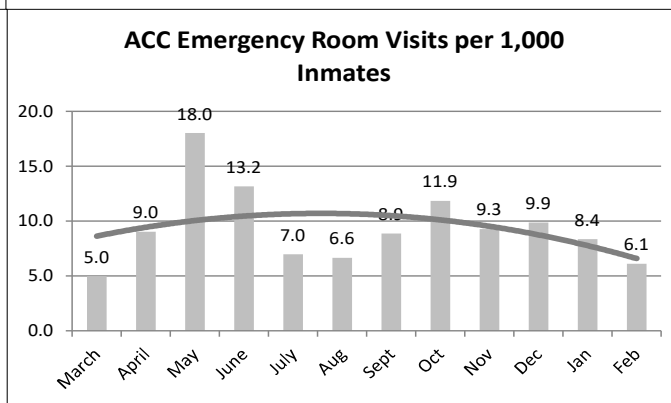
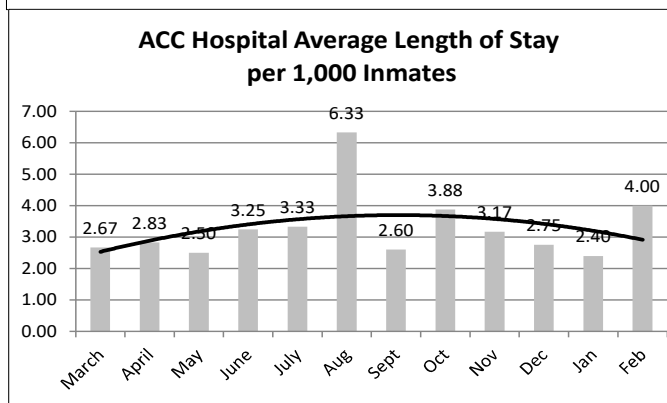
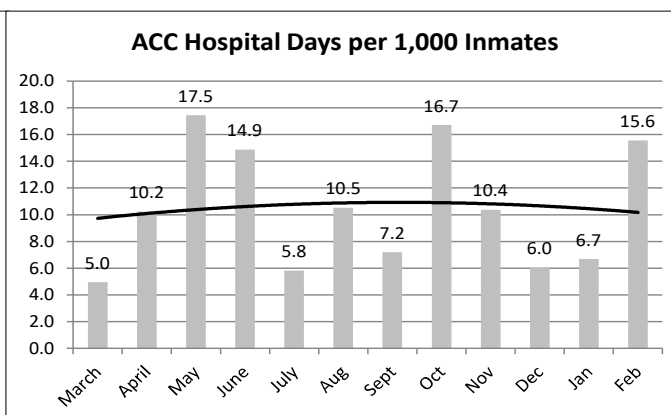
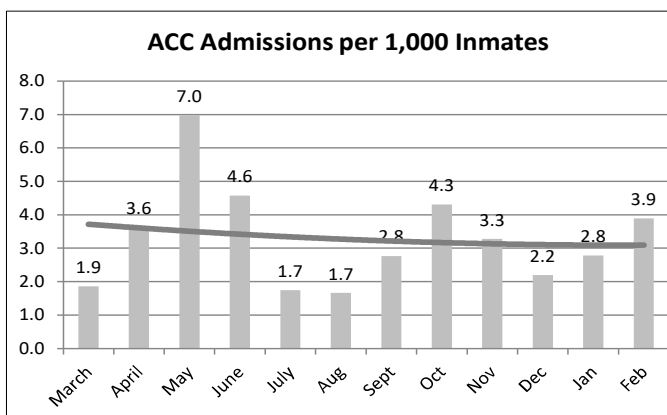
	2023											2024		Average
	March	April	May	June	July	Aug	Sept	Oct	Nov	Dec	Jan	Feb		
<b>Admissions</b>	1.9	3.6	7.0	4.6	1.7	1.7	2.8	4.3	3.3	2.2	2.8	3.9	3.3	
<b>Hospital Days</b>	5.0	10.2	17.5	14.9	5.8	10.5	7.2	16.7	10.4	6.0	6.7	15.6	10.5	
<b>Average Length of Stay</b>	2.67	2.83	2.50	3.25	3.33	6.33	2.60	3.88	3.17	2.75	2.40	4.00	3.3	

**ACC Emergency Room Visits Past 12 Months per 1,000 Inmates**

	2023											2024		Average
	March	April	May	June	July	Aug	Sept	Oct	Nov	Dec	Jan	Feb		
<b>Emergency Room Visits</b>	5.0	9.0	18.0	13.2	7.0	6.6	8.9	11.9	9.3	9.9	8.4	6.1	10	

**ACC Population Past 12 Months**

	2023											2024		Average
	March	April	May	June	July	Aug	Sept	Oct	Nov	Dec	Jan	Feb		
<b>Population</b>	1612	1660	1719	1748	1718	1807	1807	1856	1831	1825	1796	1799	1848	



## MEDICAL GRIEVANCE BOARD REPORT - FEBRUARY 2024

<b>Unit</b>	<b>Acknowledged/Received</b>	<b>Rejected</b>	<b>Reviewed &amp; Signed by Dep Director</b>	<b>With Merit</b>	<b>With Merit, but Resolved</b>	<b>% With Merit</b>	<b>Without Merit</b>
Benton	0	0	0	0	0	0.00%	0
CMU	0	0	0	0	0	0.00%	0
Cummins	8	0	8	0	1	12.50%	7
Delta	4	1	2	0	0	0.00%	2
EARU	18	0	22	0	0	0.00%	22
EARU Max	10	1	21	0	0	0.00%	21
Ester	2	0	2	0	0	0.00%	2
Grimes	3	1	8	2	0	25.00%	6
Hawkins	0	0	0	0	0	0.00%	0
McPherson	14	2	23	0	0	0.00%	23
MCS	2	2	1	0	0	0.00%	1
MCWRC	0	0	0	0	0	0.00%	0
MSU	2	1	5	0	0	0.00%	5
North Central	1	0	1	0	0	0.00%	1
NWAWRC	0	0	0	0	0	0.00%	0
Ouachita	14	3	12	1	0	8.33%	11
Pine Bluff	1	2	3	0	1	33.33%	2
Randall L. Williams	0	0	0	0	0	0.00%	0
SNN	0	0	0	0	0	0.00%	0
TRCC	0	0	0	0	0	0.00%	0
Tucker	9	1	18	2	0	11.11%	16
Varner	3	1	10	0	2	20.00%	8
Varner Super Max	7	1	3	0	1	33.33%	2
WRU	0	0	0	0	0	0.00%	0
WHM	1	0	1	1	0	100.00%	0
WWR	0	0	0	0	0	0.00%	0
<b>Total</b>	<b>99</b>	<b>16</b>	<b>140</b>	<b>6</b>	<b>5</b>	<b>7.86%</b>	<b>129</b>

CHAPLAINCY

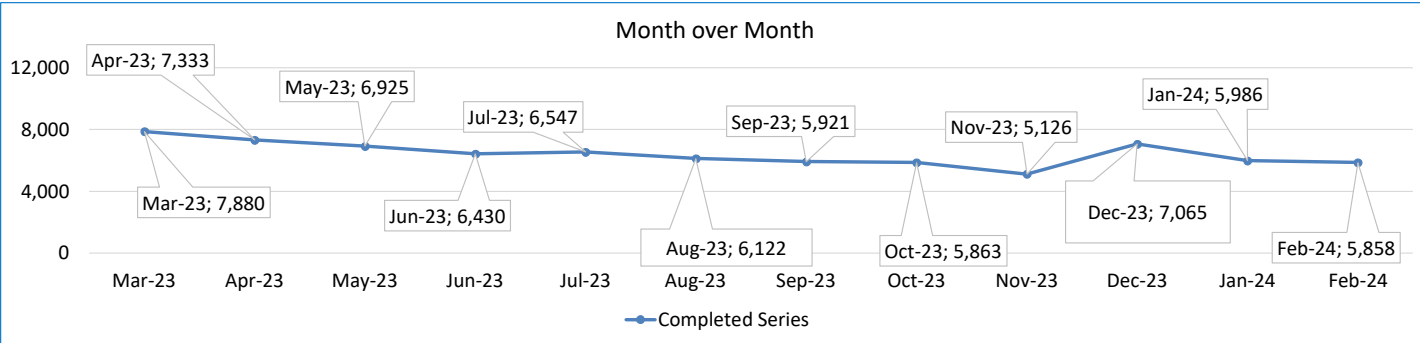
Month: February Year: 2024	CUMMINS	DELTA REGIONAL	EAST ARKANSAS	EAST ARKANSAS MAX	ESTER	GRIMES	HAWKINS	MAXIMUM	MCPHERSON	NORTH CENTRAL	OUACHITA RIVER	PINE BLUFF	RANDALL L. WILLIAMS	TUCKER	VARNER	VARNER MAX	WRIGHTSVILLE	TOTAL
<b>Services Chaplains Oversaw</b>																		
Christian																		
Population	7	8	2	0	4	8	2	4	4	8	2	9	9	4	10	0	1	82
Segregation	0	0	0	0	0	0	0	4	0	0	0	0	0	0	0	0	0	4
Muslim																		
Population	0	4	3	0	4	4	3	4	4	4	4	3	4	0	4	0	0	45
Segregation	0	0	0	0	0	0	0	4	0	0	0	0	0	0	0	0	0	4
<b>135</b>																		
<b>Volunteers in Charge</b>																		
Protestant	17	0	13	0	14	8	8	17	18	3	11	5	19	15	0	0	8	156
Catholic	2	0	1	0	0	2	4	0	2	4	3	0	0	0	3	0	4	25
Muslim	1	0	1	0	4	4	1	2	4	0	0	0	0	1	0	0	0	18
Other	2	0	5	0	1	4	0	2	6	0	5	0	0	0	10	0	0	35
Baptism	11	0	9	0	0	0	6	1	0	2	0	0	0	8	0	0	0	37
<b>Marriages</b>																		
	0	0	0	0	0	0	0	0	0	0	0	0	0	0	0	0	0	0
<b>Distributed by Chaplains</b>																		
Greeting Cards	6	50	17	12	37	35	0	112	0	20	50	37	28	74	118	294	12	902
Bibles, Quran, Torah, Etc.	15	30	32	48	44	9	25	85	53	19	250	46	5	5	26	20	20	732
Study Course	0	0	24	17	60	3	0	12	0	0	30	10	2	25	16	2	0	201
Writing Supplies	0	0	0	0	35	102	40	151	0	0	500	0	0	5	0	0	0	833
Literature	1,234	130	925	783	228	52	250	89	246	840	300	377	81	450	901	471	400	7,757
<b>Chaplain's Visits</b>																		
Barracks	60	12	32	18	22	145	30	11	72	32	22	18	44	95	73	9	20	715
Approximate Hours Spent in Barracks	48	18	5	17	7	140	10	13	35	8	11	1	18	24	44	2	16	417
Inmate Office visits	28	212	37	6	30	124	36	4	45	106	31	7	17	171	35	0	16	905
Other Office visits	13	18	14	2	8	4	9	6	65	12	38	94	40	44	11	0	6	384
Hospital	1	0	0	0	0	0	0	0	0	0	7	0	5	0	0	0	0	13
Infirmery/Sick Call	2	3	3	0	4	11	0	10	5	3	2	1	5	1	3	1	3	57
Restrictive/Punitive Housing	13	4	0	31	4	8	3	15	5	3	12	3	5	11	3	3	3	126
PC - DRU		4																4
Visitation Days	0	0	0	0	0	0	0	2	0	0	0	1	0	0	0	0	0	3
<b>Volunteer Visits</b>																		
RCV	0	0	0	0	2	8	8	2	5	0	2	58	10	7	0	0	0	102
OCV	16	5	2	0	0	2	8	21	15	52	15	23	9	32	1	0	0	201
Spiritual Advisor	0	0	0	0	0	4	0	0	0	0	0	0	0	0	0	0	0	4
CRA	23	3	58	5	12	32	52	39	78	57	79	19	22	67	39	12	35	632
<b>Religious Volunteer Hours</b>																		
Volunteer Hours	45	16	124	19	105	108	68	171	471	635	262	798	67	215	139	20	70	3,333
Denominational/Volunteer Chaplain Hours	12	0	0	0	32	6	77	33	57	263	26	84	0	29	73	4	28	724
<b>4,057</b>																		
<b>Other Activities of Chaplain</b>																		
Counseled Employees	6	18	9	0	4	2	8	2	0	4	17	0	15	10	20	0	4	119
Orientation Sessions	3	0	0	0	0	0	0	0	0	0	0	0	0	0	0	0	0	3
Free World Devotions	0	0	6	0	3	4	0	0	0	0	0	0	5	2	8	0	0	28
Spoke in Churches	8	8	2	0	4	4	2	1	0	0	0	5	3	4	8	0	3	52
Crisis Intervention Sessions	21	11	1	0	0	0	5	0	5	6	21	9	4	12	13	4	6	118
Marriage Counseling	0	0	0	0	0	1	0	0	0	0	0	0	1	2	0	0	0	4
Denominational Meeting	0	0	0	0	1	0	0	0	0	0	0	0	1	0	0	0	0	2
Chaplain's Meeting	2	1	1	0	2	3	3	1	1	1	2	1	1	1	1	0	2	23
Volunteer Training Session	0	0	0	0	0	0	2	0	0	0	0	0	4	1	0	0	1	8
<b>Chaplain Transfers</b>																		
	0	0	0	0	0	0	0	0	0	0	2	0	0	0	0	0	0	2
<b>Chaplain Promotions</b>																		
	0	0	0	0	0	0	0	0	0	0	0	0	0	0	0	0	0	0
<b>PAL PROGRAM</b>																		
Enrolled at start of month	60	24	54	0	58	45	12	14	56	71	34	0	0	58	49	0	20	555
Enrolled during the month	4	1	1	0	3	6	5	1	7	8	4	0	0	8	4	0	2	54
Removed From PAL Program																		
# Paroled	1	1	0	0	2	2	0	0	2	1	0	0	0	1	1	0	0	11
# Completed	0	0	0	0	0	0	0	1	2	2	3	0	0	5	2	0	0	15
# Withdrew	3	0	0	0	0	0	0	0	0	4	1	0	0	0	0	0	0	8
# Removed	2	0	1	0	0	1	0	0	0	1	0	0	0	2	0	0	1	8
# Transferred	0	0	0	0	2	1	0	0	3	0	2	0	0	0	0	0	0	8
Total Removed from PAL Program	6	1	1	0	4	4	0	1	7	8	6	0	0	8	3	0	1	50
<b>Total Enrolled at the End of the Month</b>	<b>58</b>	<b>24</b>	<b>54</b>	<b>0</b>	<b>57</b>	<b>47</b>	<b>17</b>	<b>14</b>	<b>56</b>	<b>71</b>	<b>32</b>	<b>0</b>	<b>0</b>	<b>58</b>	<b>50</b>	<b>0</b>	<b>21</b>	<b>559</b>
<b>Volunteers in PAL</b>																		
	12	0	7	0	7	15	15	7	11	16	5	0	0	7	2	0	6	110
<b>Special Events:</b>																		
	2	0	0	0	0	0	1	2	0	0	0	1	0	2	0	0	0	8

## SECURUS VIDEO VISITATION REPORT FEBRUARY 2024

### AR-DOC SVV Activity Tracker

Total ADP 16,524

Total Visits by Month	Mar-23	Apr-23	May-23	Jun-23	Jul-23	Aug-23	Sep-23	Oct-23	Nov-23	Dec-23	Jan-24	Feb-24
Total (Includes SuperMax)	7,880	7,333	6,925	6,430	6,547	6,122	5,921	5,863	5,126	7,065	5,986	5,858
Target Objective	15,587	15,587	15,587	15,587	15,587	15,587	15,587	15,587	15,587	15,587	15,587	15,587



#### Completed Visits

Site	Current Month	Previous Month
<b>Benton</b>	119	89
<b>Cummins</b>	448	458
<b>Delta Regional</b>	217	187
<b>East Arkansas Regional</b>	490	527
<b>Ester</b>	328	327
<b>Grimes</b>	399	450
<b>J Aaron Hawkins Sr.</b>	421	396
<b>Tucker Max</b>	280	280
<b>Mcperson</b>	286	280
<b>Mississippi County WRC</b>	69	76
<b>North Central</b>	560	548
<b>NW Arkansas WRC</b>	14	17
<b>Ouachita River</b>	589	639
<b>Pine Bluff Complex</b>	192	187
<b>Randall L Williams</b>	97	141
<b>State Police Barracks</b>	67	54
<b>Texarkana Regional</b>	35	34
<b>Tucker Unit</b>	302	266
<b>Varner</b>	650	707
<b>Wrightsville Unit</b>	252	272
<b>Pine Bluff Re-Entry</b>	43	51
<b>Tucker Re-entry</b>	0	0
<b>Total:</b>	<b>5,858</b>	<b>5,986</b>

#### Missed by Inmate

Site	Current Month	Previous Month
<b>Benton</b>	3	7
<b>Cummins</b>	40	32
<b>Delta Regional</b>	3	2
<b>East Arkansas Regional</b>	13	10
<b>Ester</b>	3	16
<b>Grimes</b>	2	11
<b>J Aaron Hawkins Sr.</b>	4	4
<b>Tucker Max</b>	12	7
<b>Mcperson</b>	9	10
<b>Mississippi County WRC</b>	6	4
<b>North Central</b>	6	6
<b>NW Arkansas WRC</b>	4	6
<b>Ouachita River</b>	10	11
<b>Pine Bluff Complex</b>	4	2
<b>Randall L Williams</b>	3	1
<b>State Police Barracks</b>	2	1
<b>Texarkana Regional</b>	3	1
<b>Tucker Unit</b>	1	3
<b>Varner</b>	21	29
<b>Wrightsville Unit</b>	1	9
<b>Pine Bluff Re-Entry</b>	3	1
<b>Tucker Re-entry</b>	0	0
<b>Total:</b>	<b>153</b>	<b>173</b>

**SECURUS TABLET REPORT  
FEBRUARY 2024**

Agency Name	Personal Tablets (All)	\$0	\$5	Community / Inventory	Officer	Total
AR DOC - BENTON UNIT	351	110	241	217	8	576
AR DOC - CUMMINS UNIT	1,264	882	382	671	14	1,949
AR DOC - DELTA REGIONAL UNIT	424	227	197	174	20	618
AR DOC - EAST ARKANSAS REGIONAL UNIT	759	523	236	692	10	1,461
AR DOC - ESTER UNIT	578	385	193	184	20	782
AR DOC - GRIMES UNIT	654	415	239	713	14	1,381
AR DOC - J AARON HAWKINS SR CENTER FOR W	422	240	182	172	19	613
AR DOC - MCPHERSON UNIT	717	455	262	168	21	906
AR DOC - MISSISSIPPI COUNTY WORK RELEASE	187	41	146	131	9	327
AR DOC - NORTH CENTRAL UNIT	620	404	216	175	10	805
AR DOC - NW ARKANSAS WORK RELEASE CENTER	98	23	75	91	8	197
AR DOC - OUACHITA RIVER UNIT	1,161	788	373	482	14	1,657
AR DOC - PINE BLUFF RE-ENTRY CENTER	52	14	38	25	0	77
AR DOC - PINE BLUFF UNIT	405	278	127	181	9	595
AR DOC - RANDALL L WILLIAMS FACILITY	370	211	159	205	15	590
AR DOC - STATE POLICE BARRACKS	59	39	20	13	3	75
AR DOC - TEXARKANA REGION CORRECTION CEN	132	36	96	104	10	246
AR DOC - TUCKER MAXIMUM SECURITY UNIT	242	171	71	355	14	611
AR DOC - TUCKER RE-ENTRY CENTER	0	0	0	45	2	47
AR DOC - TUCKER UNIT	820	552	268	317	11	1,148
AR DOC - VARNER UNIT	812	585	227	615	23	1,450
AR DOC - WRIGHTSVILLE UNIT	611	396	215	587	9	1,207
	<b>10,738</b>	<b>6,775</b>	<b>3,963</b>	<b>6,317</b>	<b>263</b>	<b>17,318</b>

CONSTRUCTION BUDGET / STATUS REPORT - MARCH 7, 2024 — [Page 1 of 2]

Fund	Project Description	Approved Budget	Actual Budget Spent	Available Budget	\$ % Complete	Construction % Complete	Notes
700483A	EARU Max Rec Expanded Metal Rec Yard	879,000	861,273	17,727	98%	100%	Project is complete and delivered to the building. 1/22/2024
700483A NDC0200	Tucker Max Expanded Metal Rec Yard	8,160,845	1,142,834 -	7,018,011	14%	13%	Final plans submitted to DBA for approval on pre-cast pens. The funds spent on this project is reflective of engineering fees and the material needed to construct the rec pen panels. Notice to proceed to WD&D was given on 3/4 as proposed.
700483A	Cummins Expanded Metal Rec Yard	368,617	72,760	295,857	20%	15%	We are constructing the panels on-site. Funds spent on this project is reflective of engineering fees spent against this portion of the overall project. This project is being finalized with the design team and will be submitted to DBA in the following the review and approval.
HCA0100 NDC0200	Entegrity Energy Improvements NCU Water Conservation	2,490,173	924,851 1,539,776	25,547	99%	99%	All of the water project is complete inside the unit. The only remaining item left is the automatic bar screen. Bar Screen installed and operating. Punch list is only remaining element prior to closing out the project.
22V	Fire Suppression	941,252	-	941,252	0%	0%	Vendor has assessed all units and scheduling is being established. Parts have been order for four of the units. P.O.'s have been issued for all locations so the vendor can order the needed parts for the repairs.
7004820	Lethal Fence Control for Cummins, Varner SuperMax, Tucker Max, & EARU	1,490,000	1,143,417	346,583	77%	99%	Project is complete. Final inspection is scheduled for 2/8/2024. Working through a few items as part of the final inspection punch list that should be resolved by 3/8/2024.
7004810	Administrative East Roof Replacement	2,191,441	2,024,110	167,331	92%	100%	Project Scope has been completed. We are awaiting the manufacturer to have their site visit to issue the warranty. We are working with the WD&D and the contractor on liquidatable damages on exceeding days toward completion. Also, we are working with both parties to close out the insurance claims that were experienced during the project.
7004810	Central Warehouse Roof Replacement	385,816	243,877	141,940	63%	100%	
7004810	RLW Roof Replacement	2,722,743	2,377,140	345,602	87%	100%	
865C 7004820 KBR4Q95	NCU Perimeter Security	600,000	20,625 525,861 6,275	47,239	92%	100%	All equipment for NCU and cameras are operational. Project is complete.
KBR4N98	Max Re-Entry Generator Project	135,000	16,635	118,365	12%	10%	Plans submitted to DBA. We have received our notice to proceed on this project. Funds spent are reflective of engineering fees and site work at location. Project on hold.
7004818	McPherson Renovation Project	1,800,000	-	1,800,000	0%	0%	Team is on-site and working on the demo plan. All of the documents have been submitted to DBA for review. The fire suppression system plan has been approved along with the demo plan. We are only waiting on the mechanical plan to be approved. Project delayed on 2/26.
NDC0300	Mississippi County 50 Bed Expansion	2,300,000	98,971	2,201,029	4%	3%	The design firm has completed the final design for review. Documents are at DBA for the third time for review after comments satisfied by design firm. Fees are reflective of design fees allowed under the state contract. Being prepared to be put out to bid. Evaluation of project underway for the final design.
KBR4Q95	Varner Generator	202,000	177,350	24,650	88%	80%	Previously NCU Generator. Generator on-site at Varner and is being installed. All parts ETA 3/10. Once on-site the work to bring this generator on-line will be completed.
7004811	Tucker Riot Gates	700,000	40,154	659,846	6%	0%	Documents are at DBA under review. Fees are reflective of design fees allowed under the state contract. Notice to proceed to bid issued on 3/7.
7004812 School Funds	Tucker School Project	3,000,000	15,250	2,984,750	1%	0%	Design and development phase of this project has been completed. DBA has reviewed the design and answers have been given to complete review. DBA preparing bid documents to be sent out for advertising. ALC reviewed on 1/26.
KBSHW18 ARPA 7004829	Tucker Water Treatment	4,825,445	174,081	4,651,364	4%	12%	DBA issued our notice to proceed to bid on 1/22/2024. APRA has given authorization to advertise for bids. The funds spent on this project is reflective of engineering and design fees. Reviewed by ALC on 1/26. Notice to proceed to bid issued on 1/22. Bid came back at \$5,900,000. One bidder. The agency had no choice but to reject the bid and elected to rebid asap.



CONSTRUCTION BUDGET / STATUS REPORT - MARCH 7, 2023 — [Page 2 of 2]

Fund	Project Description	Approved Budget	Actual Budget Spent	Available Budget	\$ % Complete	Construction % Complete	Notes
<u>Telephone Projects</u>							
Maintenance & Operations	AC All Units	70,000	58,297	11,703	83%	80%	repairing & replacing daily.
	ACA	100,000	79,326	20,674	79%	75%	Working with Central Office/AE, Max, TA, Grimes, McPherson, Cummins & ORCU
	ADA	10,000	1,244	8,756	12%	12%	on-going
	Additional Metal Fab	15,000	10,470	4,530	70%	68%	on-going
	Boiler Fund	60,500	27,247	33,253	45%	45%	on-going
	Camera Equipment	320,000	309,485	10,515	97%	95%	cameras as requested/approved.
	Fasttop	15,000	0	15,000	0%	0%	on-going
	Fire Alarm	41,000	26,371	14,629	64%	64%	on-going
	Gates and Fences	25,000	9,831	15,169	39%	39%	on-going
	Locks and Riot Gates	90,000	56,502	33,498	63%	60%	on-going
	Metal Ceilings	20,000	18,822	1,178	94%	94%	on-going
	ORCU Gravel Pit	15,000	3,931	11,069	26%	26%	on-going
	Stainless Steel	20,000	11,821	8,179	59%	55%	on-going
	<b>Subtotal</b>	<b>\$ 801,500</b>	<b>\$ 613,347</b>	<b>\$ 188,153</b>			

Capital Projects FY23 Carry Forward	Dog Kennel/Horse Stable Malvern	58,000	24,947	33,053	43%	100%	Dog Kennel is complete. Most all of the work on the horse barn has been performed. Project construction is complete. Project has been delivered to the building and in use.
	Emergency Generator - All Units	100,000	51,627	48,373	52%	50%	on-going
	Roof Repair-Benton	910,700	0	466,989	49%	49%	Need repairs at Delta, Varner, Tucker Max and Tucker, Wrightsville, Pine Bluff, Cummins, NWAWR and McPherson.
	Roof Repair-Central Office		0				
	Roof Repair-Central Warehouse		0				
	Roof Repairs-Cummins		0				
	Construction/Maintenance		0				
	Roof Repairs-Delta		3,993				
	Roof Repairs-East Arkansas		105,585				
	Roof Repairs-Max		103,794				
	Roof Repair-Malvern		0				
	Roof Repair - McPherson		49,467				
	Roof Repair - PBU		10,889				
	Roof Repair - RLW		0				
	Roof Repairs-Tucker		52,613				
	Roof Repairs-Varner		101,275				
	Roof Repairs-Wrightsville		16,096				
<b>Subtotal</b>	<b>\$ 1,068,700</b>	<b>\$ 520,285</b>	<b>\$ 548,415</b>				

Architect Fees	30,000	28,249	1,751	94%
<b>Total</b>	<b>\$ 1,900,200</b>	<b>\$ 1,161,881</b>	<b>\$ 738,319</b>	