



DIVISION OF CORRECTION BOARD REPORT

June 2024

Dexter Payne
Director



POPULATION REPORT

RESEARCH/PLANNING

May 2024 Admissions and Releases – Admissions for May 2024 totaled **462** (393-males and 69-females) while releases totaled **435** (363-males and 72 females) for a net decrease in-house of 27 inmates.

Inmate Population Growth/Projection – At the end of May 2024, the jurisdictional population for the Division of Correction totaled **18,863**, representing an increase of **360** inmates since the first of January 2024. At reporting time, calendar year 2024 has seen an average growth rate of **72** inmates per month, which is up from an average monthly increase of **71** inmates per month during calendar year 2023.

Average County Jail Backup – The backup in the county jails averaged **2,094** inmates per day during the month of May 2024, which was up from the per-day average of **2,057** inmates during the month of April 2024. Of the **2,094** average, short-term revocations accounted for **374** (320 males and 54 females) during the month.

INSTITUTIONS

INMATE INSTITUTIONAL GRIEVANCES

Inmate Formal/Informal Grievances: During May, a total of 1,221 formal grievances and 1,690 informal grievances were filed at various units.

Institutional Grievances Appeals: There was a total of 540 appeals of institutional grievances received in May. Of those, 371 were acknowledged and 169 were rejected for various reasons. Of the total, 438 appeals answered, 436 had no merit and two had merit.

FARM DIVISION

Row crop planting has made for a busy May across all farms. Increased rain slowed wheat planting on the Tucker Farm, but initial yields are promising a good crop.

Garden planting has increased greatly allowing the first round of vegetable produce to reach the kitchens in June.

Cummins and Wrightsville calves are growing rapidly with the calving season coming to a soon end. The May rain supplied sufficient grazing grass and hay harvesting will start as soon as the weather allows.

Milk production is still producing at a high rate over this time last year however, with the impending summer heat both milk and egg production are expected to decline.

REGIONAL MAINTENANCE HOURS

Regional Maintenance Hours	May 2024
Benton Unit	5,228
Delta Regional Unit	5,056
East Arkansas Regional Unit	736
Grimes Unit	2,488
McPherson Unit	2,168
Mississippi County Work Release	3,000
North Central Unit	9,112
Ouachita River Correctional Unit	6,864
Randall L. Williams Unit	3,544
Texarkana Regional Corr. Ctr.	3,190
Tucker Unit	3,368
Varner Unit	3,296
Wrightsville Unit	3,528
TOTAL HOURS	51,578

WORK RELEASE RENT REPORT

Unit	May 2024
Benton Unit	\$177,826.00
Mississippi County Work Release	\$102,058.00
Northwest Arkansas Work Release	\$49,852.00
Pine Bluff Work Release	\$43,230.00
Texarkana Regional Correctional Center	\$85,646.00
Wrightsville Hawkins Unit	\$46,178.00
TOTAL	\$504,790.00

REENTRY

PROGRAMS - May 2024

Program Name	Beginning Count	Admitted	Removed	Graduated	End Count	Volunteer Hours
Juvenile Program* (RLW)	7	0	0	0*	7	0
Release (Ester)	16	0	4	0	12	7
Veterans Program (Ester)	18	0	3	0	15	0
AFC - Pathway Home 4	5	7	5	5	2	0
TOTAL	46	7	12	5	36	7

*Juveniles are transferred from the program once they reach the age of 18.

WORKFORCE ALLIANCE FOR GROWTH IN THE ECONOMY (WAGE)

May 2024 Capacity: 120 Unit:	Participants	Status
Delta	24	Active
Ester	0	Not Active
Hawkins	0	Summer Closure
McPherson	16	Active
North Central	0	Not Active
Ouachita River	14	Active
Tucker	0	Summer Closure
Wrightsville	0	Summer Closure
TOTAL	54	

WRIGHTSVILLE-HAWKINS PATHWAY TO FREEDOM PROGRAM

May 2024 Capacity: 200	Beginning Count	Enrolled During the Month	Removed	End Count*
Wrightsville-Hawkins PTF	200	20	21	199

ADVANCED PRINCIPLES AND APPLICATIONS FOR LIFE PROGRAM (APAL)

May 2024 Capacity: 86	Beginning Count	Admissions During Mo.	Removed*	End Count
Ester	57	0	1	56
Hawkins	15	0	3	12
TOTAL	72	0	4	68

Advanced PAL is an 18-month reentry program that combines a pre-release curriculum with the PAL program.

*The "Removed" column indicates the number of participants who paroled, completed the program, withdrew from the program, transferred, or were removed from the program for another reason.

THINK LEGACY

May 2024 Capacity: 324 Unit	Beginning Count	Admitted	Graduated	Removed*	End Count
Cummins	5	18	5	0	18
Delta Regional	22	24	22	2	24
East Arkansas Regional	17	19	17	5	19
McPherson	20	45	20	0	45
North Central	16	48	16	0	48
Ouachita River	21	38	21	0	38
Tucker	10	25	10	0	25
TOTAL	111	217	111	7	217

THINK LEGACY VOLUNTEER HOURS = 5

*The "Removed" column indicates the total number of participants who paroled, signed out, transferred, or were removed from the program for any other reason and are no longer in the barracks.

COLLEGE REPORT May 2024

COLLEGE PROGRAM LOCATIONS	Beginning Count	Admissions During Mo.	Removed During Mo.	End Count	Staff Enrolled
Arkansas State University					
Grimes Unit	18	0	18	0	0
McPherson Unit	53	0	53	0	0
Ashland University					
North Central Unit	9	1	2	8	0
Mid-America Seminary College					
Varner Unit	36	0	0	36	0
Philander Smith College					
East Arkansas Regional Unit	37	0	3	34	0
Tucker Unit	23	1	3	21	0
Southeast Arkansas College					
Cummins Unit	35	0	3	32	0
Delta Unit	14	1	0	15	0
Varner Unit	34	1	1	34	0
Shorter College					
Hawkins Unit	15	0	1	14	0
Ouachita River Unit	19	3	0	22	0
Pine Bluff Complex	37	20	5	52	0
Texarkana Regional	4	3	1	6	0
Wrightsville Unit	9	0	1	8	0
TOTAL	343	30	91	282	0

TRAINING

DIVISION OF CORRECTION

TRAINING - May 2024

BASIC TRAINING DIVISION –

BCOT Class 2024-E, led by instructor Christina Caldwell, graduated on May 3 with a total of 25 cadets.

BCOT Class 2024-F, led by instructor Nicholas Reed, graduated on May 24 with a total of 41 cadets.

IN-SERVICE DIVISION –

There were 6 in-service classes held by the Training Academy during the month.

eCADEMY –

During May, 451 ADC employees completed a total of 5,509.50 hours of eCADEMY training.

HEALTH/CORRECTIONAL PROGRAMS

CHAPLAINCY SERVICES AND COMMUNITY SPEAKING EVENTS

East Arkansas Regional Unit –

Chaplaincy Services hosted a unit staff worship gathering on May 23. A total of 32 staff members attended while 25 inmate porters and choir members assisted with the service.

Ester Unit –

CRA Charles Speer and Volunteer Chaplain Bob Holyfield provided extra training opportunities for PAL and APAL participants. Trainings included Basic Seminar from May 13-16 and a follow-up seminar on May 28-31.

Grimes Unit –

Grimes Unit Chaplains led a baptismal service on May 22 for 33 inmates who had requested baptism participated.

Maximum Security Unit –

On May 31, Musician and Evangelist Sean Michel hosted a worship gathering for the Intercessory Prayer Class with 23 inmates in attendance.

North Central Unit –

Chaplain Pat McCown, along with his wife, Denominational Chaplain Joye McCown retired at the end of the month. The unit held a celebration luncheon on May 22 and welcomed guests from around the state and from out of state who wanted to recognize the McCown's many years of ministry with ADC.

Tucker Unit –

On May 28, 19 volunteers participated in onsite training at the Tucker Island of Hope Chapel.

Courage to Change Ministries hosted a revival service with 138 inmates in attendance on May 31.

Varner Unit –

Five CRA's representing the Christian Motorcyclist Association

conducted special revival services in the Varner Chapel on May 17 & 18. A total of 157 inmates participated.

Dr. Mark Thompson, Director of the Mid America College – Varner Initiative, assisted the Inmate Field Ministry candidates in hosting a special service on May 29 with 115 inmates in attendance.

ACCREDITATION

ACA Internal Audits Completed:

05/07-05/09 Cummins ACA Re-Accreditation

05/21-05/21 Ouachita River ACA Re-Accreditation

VOLUNTEER SERVICES - May 2024

Program Name	Hours
Release (Ester)	7
NTI (NWARC)	16
Total	23

MENTAL HEALTH SERVICES

Reduction of Sexual Victimization Program (RSVP) and Sex Offender Treatment Programs (SOFT):

May 2024	Capacity	Beginning Count	Completed	Removed	Admissions	End Count
RSVP	238	236	64	74	8	170
SOFT	30	13	0	0	0	13
Total	268	249	64	74	8	183

There are 810 males on the waiting list for RSVP and zero females on the waiting list for SOFT who are within five years of their TE date. Of those, seven inmates are mandated by the Post Prison Transfer Board.

The average time on the waiting list from request is between one and two months for those stipulated.

*The total on the waiting list, including those not currently within the identified timeframe, is 1,644 males and zero females. Of these, 810 are eligible and 834 are ineligible for the program. There are zero PREA inmates in the program at this time.

*Ineligibility is due to being in restrictive housing, having class IV status, or receiving a major disciplinary within the last 60 days.

Substance User Rehabilitation Services (SURS):

May 2024 Unit	Capacity	Beginning Count	Completed	Removed	Admissions	End Count
Benton	20	20	8	1	9	20
Cummins	45	44	5	4	8	43
Grimes	50	49	14	1	16	50
Maximum Security	4	2	0	1	0	1
McPherson	150	150	29	8	36	149
Randall L. Williams	150	137	21	11	37	142
Tucker	62	54	13	3	21	59
Wrightsville	150	143	19	15	36	145
Total	631	599	109	44	163	609

For SURS, there are 2,881 males and 384 females on the waiting list who are within five years of their release date. Of those, 132 are mandated by the Post Prison Transfer Board.

The average time on the waiting list from request is 15 days.

*The total on the waiting list, including those not currently within the identified timeframe, is 3,989 males and 474 females. Of these, 3,265 are eligible and 1,198 are ineligible for the program.

***Ineligibility is due to being in restrictive housing, having class IV status, or receiving a major disciplinary within the last 60 days.**

Ouachita River Correctional Unit (ORCU) Residential Program Unit (RPU):

The RPU had three admissions and four discharges in May for an end-of-month count of 118.

McPherson Unit Mental Health Residential Program Unit (RPU):

There were three admissions and three discharges in May for an end-of-month count of 40.

Habilitation Program:

The Habilitation Program at the Ouachita River Correctional Unit provided treatment services to 42 inmates in May. There were zero admissions and zero discharges, which resulted in an end-of-month count of 42.

Suicide:

There were 131 suicidal threats in May. There were 14 attempts, one of which resulted in death.

Staffing:

The following Mental Health Services and Substance User Rehabilitation Services (SURS) positions were vacant in April and May 2024:

Positions	FTEs*	April	May
Mental Health Administrator	1	0	0
Psychologists	4	2	2
Psychological Examiners	1	0	0
Social Workers	25	9	9
Licensed Professional Counselors	4	1	1
Rehab Director	1	1	1
Rehab Facility Supervisors	3	3	3
Advisors	61	33	33
Substance Abuse Program Coord.	6	4	4
Substance Abuse Program Leaders	40	36	36
Administrative Specialist	11	7	7
Rehab Program Managers	78	8	8

*FTE refers to authorized Full Time Equivalent positions.

Self-Study Classes:

Classes	Number of Participants	Number Completed	Waiting List
Anger Management	159	159	549
Thinking Errors	168	165	522
Substance Abuse Education	179	178	489
Communication Skills	241	228	478
Domestic Violence	54	53	141
Victims of Domestic Violence	46	46	31
Stress Management	164	164	583
Parenting	58	58	201

Outpatient:

There were 2,246 inmates on the mental health medical log at the beginning of May. Mental Health staff conducted the following contacts during the month:

Case Management Contacts	1,787
Requests for Interviews	973
Testing	0
Intakes	484
Unit Requests	1,335
Pre-Lockup Reviews	353
Routine Restrictive Housing Reviews	1,034
Restrictive Housing Rounds	12,625
PREA Evaluations	70
Routine Follow-up	597
834 Requests	54

MENTAL HEALTH SERVICES, *continued*

County Mental Health Requests:

During May, there were 329 requests received of a mental health nature. Of those, one inmate was fast-tracked to ADC.

County Medical Health Requests:

During May, there were 892 requests received of a medical nature. A total of nine inmates were fast-tracked to ADC.

Medical Contract Reimbursements:

Sanction reimbursements for ADC in April amounted to \$7,100.00.

Deaths:

There were three inmate deaths during the month of May. Two were claimed, one were cremated and claimed. There were zero not claimed.

Wellpath:

See attachment for Wellpath's report regarding outside beds and emergency room visits.

Medical Grievances:

In May, there were 113 appeals of medical grievances received and 100 appeals were answered. Five were found to be with merit and one with merit but resolved.

SEX OFFENDER ASSESSMENT

Assessments Completed:

Risk Level	May	September 1999 through May 2024
Level 1	0	1,248
Level 2	0	9,717
Level 3	0	8,151
Level 4	0	758
Default 3	0	*
Total	0	19,874

*Default Level 3's are included in the total number of Level 3's to date.

ACIC Numbers:

The total number of sex offenders registered from September 1999 through May 2024:

Compliant	8,586
Delinquent	2,094
Confined	3,846
Out-of-State	4,505
Address Unknown	140
Deported	206
Incapacitated	136
Out of USA	83
Total	19,596

Consistent with current Arkansas law, deceased offenders no longer remain on the registry.

PAWS IN PRISON

May 2024 Unit	Enrolled	Graduated	Foster	Volunteer Hours
Hawkins Unit	6	2	0	0
Maximum Security Unit	6	3	2	0
McPherson Unit	6	0	0	6
North Central Unit	4	2	1	0
Ouachita River Correctional Unit	7	3	0	0
Randall L. Williams Unit	4	2	0	6
Tucker Unit	8	5	1	0
Total	41	17	4	12

Completed Paws in Prison Training:

May 2024 Program Graduates	17
YTD Program Graduates	90
Total Graduates Since Inception (Dec 2011)	2,435
Dogs Currently in Foster (Graduated, but Not Adopted)	4
May 2024 Volunteer Hours	12
YTD Volunteer Hours	46

AGENCY HIGHLIGHTS

MAY 2024

PROMOTIONS

Some of the security promotions during the month of May included:

Cummins Unit

- Cpl. Cassandra Hellums
- Sgt. Jessica Mikel
- Sgt. Rakyah Sykes

East Arkansas Regional Unit

- Fld. Sgt. Qudarius Morris
- Sgt. Raven Watson

Grimes Unit

- Sgt. Justin Lopez

Maximum Security Unit

- Lt. Christian Blackmon
- Capt. Shalla McDowell
- Sgt. Summer Purnell

North Central Unit

- Cpl. Erica Benavides

Ouachita River Unit

- Sgt. Gladys Escobar Garcia

Texarkana Regional Correctional Center


- Lt. Lucious Neal

Varner Unit

- Sgt. Crystal Cotton
- Capt. Shemariah McCloud
- Lt. Edward O'Connor

ADC HOSTS ANNUAL BALL AND CHAIN GOLF TOURNAMENT

Members of the ADC family participated in the annual Ball and Chain Golf Tournament at the Country Club of Arkansas hosted by the Division of Correction and Arkansas Association of Correctional Employees Trust (AACET).



CUMMINS UNIT HOSTS ACA REACCREDITATION AUDIT

Congratulations to Superintendent Gary Musselwhite and the extraordinary staff at the Cummins Unit on their American Correctional Association (ACA) Re-Accreditation



Audit receiving the outstanding scores of 100% on Mandatory Standards and Best Practices and 98.88% on Non-Mandatory Standards and Best

Practices. The Auditors complimented the Cummins Unit on the cleanliness of the facility and the prompt response time from staff. One auditors complimented the morale of the staff and they were amazed by the upbeat staff. Auditors complimented staff on the fact that they take pride in their profession. They all bragged on the overall care and custody of the inmates at the facility! Job Well Done Cummins!

OUACHITA RIVER UNIT COMPLETES ACA REACCREDITATION AUDIT

Congratulations to Superintendent Jared Byers and the outstanding staff at the Ouachita River Correctional Unit on their 2024 American Correctional



Association Re-Accreditation Audit receiving the exemplary scores of 100% on Mandatory Standards and Best Practices and 99.7% on Non-Mandatory Standards and Best Practices. The Auditors were very impressed by the knowledge that staff had in their areas and the cleanliness of the facility. The Staff at ORCU did a wonderful job and Superintendent Byers gave them the credit for a successful audit!

ANNUAL FIREARMS RECERTIFICATION



Director Payne, other members of management and unit wardens participate in firearms recertification at the Cummins Unit firing range.

REGIONAL MAINTENANCE PROJECT HIGHLIGHTS

MAY 2024

Malvern Boys and Girls Club Ballfield Clean-up - May 7:

Ouachita River Unit Regional Maintenance




Pine Bluff Boy's Training School Cleanup - May 16:

Varner Unit Regional Maintenance



James H. Penick Boys and Girls Club Renovations - May 31:

Wrightsville Complex Regional Maintenance



2024 INFORMAL GRIEVANCE REPORT

Month	BENTON	HAWK/M	HAWK/F	WRTS	EARU & MX	GRIMES	RLW	MCWR	MCPH	MSU	NCU	PBU	NWA	TU	TRCC	VSMX	VU	CU & CMU	ORCU	Ester	DRU	TOTAL
JAN	1	10	13	60	211	211	14	0	296	73	68	27	2	53	0	136	41	92	116	28	147	1,599
FEB	2	5	15	73	195	260	20	0	274	84	42	16	0	76	1	170	35	174	118	25	106	1,691
MAR	0	11	7	52	171	266	12	0	231	49	62	25	0	63	1	139	43	212	109	26	83	1,562
APR	2	11	24	61	211	218	15	0	155	39	71	22	0	68	0	170	36	172	89	31	75	1,470
MAY	0	9	25	94	222	202	22	0	238	47	98	34	0	76	0	160	36	183	105	37	102	1,690
JUN																						0
JUL																						0
AUG																						0
SEPT																						0
OCT																						0
NOV																						0
DEC																						0
TOTAL	5	46	84	340	1,010	1,157	83	0	1,194	292	341	124	2	336	2	775	191	833	537	147	513	8,012

2024 FORMAL GRIEVANCE REPORT

Month	BENTON	HAWK/M	HAWK/F	WRTS	EARU & MX	GRIMES	RLW	MCWR	MCPH	MSU	NCU	PBU	NWA	TU	TRCC	VSMX	VU	CU & CMU	ORCU	Ester	DRU	TOTAL
JAN	0	4	3	26	302	115	10	0	135	79	56	24	0	20	0	100	22	65	89	14	75	1,139
FEB	0	0	8	32	278	126	14	2	136	118	37	15	0	41	0	130	22	109	81	6	50	1,205
MAR	2	4	3	41	288	157	10	0	108	85	56	11	0	28	1	100	22	155	67	8	56	1,202
APR	0	5	12	22	357	121	10	1	93	81	41	17	0	33	0	146	18	116	52	11	41	1,177
MAY	0	2	10	63	341	98	20	0	100	49	75	21	0	28	0	144	22	129	49	18	52	1,221
JUN																						0
JUL																						0
AUG																						0
SEPT																						0
OCT																						0
NOV																						0
DEC																						0
TOTAL	2	15	36	184	1,566	617	64	3	572	412	265	88	0	150	1	620	106	574	338	57	274	5,944

Report includes Pine Bluff Reentry (PBR), Pine Bluff Unit (PBU) and Pine Bluff Work Release (PBW).

INMATE INSTITUTIONAL GRIEVANCE APPEAL REPORT – MAY 2024

	Acknowledged	Rejected	Processed W/O Merit	Processed W/ Merit
Benton Unit	0	0	0	0
Benton Work Release	0	0	0	0
Cummins Unit	12	25	30	0
Cummins Modular Unit	1	0	1	0
Delta Regional Unit	7	5	15	0
East Arkansas Regional Unit	15	5	18	0
East Arkansas Regional Max Unit	164	23	144	1
Ester Unit	2	9	1	0
Grimes Unit	31	17	56	0
Maximum Security Unit	21	8	38	0
Tucker Re-Entry	0	0	0	0
McPherson Unit	2	8	1	1
McPherson Mental Health Residential Program Unit	0	0	0	0
Mississippi County Work Release Center	1	0	1	0
Northwest Arkansas Work Release Center	0	0	0	0
North Central Unit	24	9	19	0
Ouachita River Correctional Unit	4	6	7	0
ORCU Hospital	0	1	0	0
ORCU New Commitment	0	1	0	0
ORCU Mental Health Residential Program Unit	0	0	0	0
Pine Bluff Unit	4	1	3	0
Pine Bluff Re-Entry	0	0	0	0
Randall L. Williams Correctional Facility	2	3	1	0
Texarkana Regional Correctional Center	0	0	0	0
Tucker Unit	15	8	21	0
Varner Super Max	47	25	66	0
Varner Unit	9	4	7	0
Wrightsville Unit	8	9	4	0
Hawkins Center	1	1	4	0
Hawkins for Males	1	1	1	0
Hawkins SPU	0	0	0	0
Total	371	169	438	2

ADMISSIONS AND RELEASES – MAY 2024

Admissions	Male	Female	Total
Asian	1	1	2
Black	142	11	153
Caucasian	239	54	293
Hispanic	9	1	10
Native American Indian	1	1	2
Native Hawaiian or Pacific Island	1	1	2
Other	0	0	0
Unknown	0	0	0
Total	393	69	462

Releases	Male	Female	Total
Asian	0	0	0
Black	122	14	136
Caucasian	224	56	280
Hispanic	17	2	19
Native American Indian	0	0	0
Native Hawaiian or Pacific Island	0	0	0
Other	0	0	0
Unknown	0	0	0
Total	363	72	435

ADC INMATE POPULATION GROWTH 2000-2029 - MAY 2024

Mo.	2000	2001	2002	2003	2004	2005	2006	2007	2008	2009	2010	2011	2012	2013	2014	2015	2016	2017	2018	2019	2020	2021	2022	2023	2024
Jan.	11,984	11,908	12,402	13,015	13,105	13,595	13,481	13,839	14,518	14,796	15,334	16,312	15,134	14,815	17,481	18,142	17,785	17,824	18,201	17,958	17,989	16,119	17,154	17,682	18,522
Feb.	12,169	12,022	12,529	13,054	13,166	13,783	13,633	14,012	14,603	14,883	15,374	16,209	14,990	15,008	17,438	18,082	17,625	17,608	17,998	17,846	18,181	16,120	17,077	17,814	18,612
March	12,006	12,033	12,299	13,108	13,088	13,418	13,534	13,772	14,580	14,843	15,290	16,095	14,964	14,665	17,395	18,233	17,573	17,666	18,089	17,898	17,860	16,085	16,992	18,075	18,820
April	12,069	12,167	12,465	13,213	13,323	13,469	13,554	13,851	14,769	14,937	15,570	16,172	15,124	14,850	17,604	18,703	17,815	17,798	18,227	17,977	17,331	16,250	17,059	18,206	18,889
May	12,109	12,384	12,558	13,463	13,556	13,528	13,711	14,146	14,880	15,146	15,694	16,062	15,132	15,074	17,593	18,693	17,769	17,652	17,945	17,817	16,694	16,476	17,229	18,267	18,863
June	12,005	12,108	12,439	13,418	13,389	13,251	13,430	13,915	14,700	15,025	15,564	15,554	14,832	14,825	17,340	18,813	17,973	17,963	17,972	17,942	16,552	16,560	17,129	18,213	
July	12,030	12,190	12,622	13,509	13,528	13,286	13,560	14,082	14,868	15,195	15,807	15,519	14,879	15,379	17,522	18,870	18,130	18,180	18,005	18,002	16,511	16,638	17,109	18,397	
August	12,087	12,371	12,815	13,565	13,632	13,419	13,646	14,224	15,100	15,385	15,829	15,240	14,675	16,103	17,549	18,806	17,919	18,051	17,751	18,090	16,367	16,655	17,274	18,375	
September	11,983	12,289	12,774	13,341	13,516	13,237	13,652	14,217	14,850	15,285	16,025	15,172	14,724	16,412	17,605	18,549	18,026	18,179	17,865	17,856	16,215	16,698	17,432	18,380	
October	12,119	12,348	12,942	13,341	13,584	13,363	13,775	14,349	14,836	15,381	16,311	15,271	14,856	16,993	17,880	18,430	18,127	18,348	17,943	17,947	16,311	16,821	17,480	18,557	
November	12,094	12,408	13,162	13,408	13,706	13,587	13,913	14,437	15,025	15,340	16,460	15,205	14,625	17,168	17,848	17,981	17,573	17,973	17,666	18,060	16,165	16,982	17,521	18,500	
December	11,856	12,333	12,845	13,106	13,470	13,338	13,728	14,315	14,716	15,199	16,204	15,062	14,654	17,235	17,874	17,707	17,537	18,078	17,799	17,759	16,094	17,023	17,648	18,503	
Net Ann. Inc.	29	477	512	261	364	-132	390	587	401	483	1,005	-1,142	-408	2,581	639	-167	-170	541	-279	-40	-1,665	929	625	855	360
Avg. Mo. Inc.	2	40	43	22	30	-11	33	49	33	40	84	-95	-34	215	53	-14	-14	45	-23	-3	-139	77	52	71	72

Population is total jurisdictional count at end of each month. Population at end of month December 1999 was 11,827.

Average monthly population increased for past fifteen years 2009 - 2023 is 21

Average monthly population increased for past ten years Jan. 2014 - Dec 2023 is 11

Average monthly population decreased for past five years 2019 - 2023 is 12

Projected at Growth of 21 per Month

Mo.	2008	2009	2010	2011	2012	2013	2014	2015	2016	2017	2018	2019	2020	2021	2022	2023	2024	2025	2026	2027	2028	2029
	Actual	Actual	Actual	Actual	Actual	Actual	Actual	Actual	Actual	Actual	Actual	Actual	Actual	Actual	Actual	Actual	Actual/Proj	Proj.	Proj.	Proj.	Proj.	Proj.
January	14,518	14,796	15,334	16,312	15,134	14,815	17,481	18,142	17,785	17,824	18,201	17,958	17,989	16,119	17,154	17,682	18,522	19,031	19,283	19,535	19,787	20,039
February	14,603	14,883	15,374	16,209	14,990	15,008	17,438	18,082	17,625	17,608	17,998	17,846	18,181	16,120	17,077	17,814	18,612	19,052	19,304	19,556	19,808	20,060
March	14,580	14,843	15,290	16,095	14,964	14,665	17,395	18,233	17,573	17,666	18,089	17,898	17,860	16,085	16,992	18,075	18,820	19,073	19,325	19,577	19,829	20,081
April	14,769	14,937	15,570	16,172	15,124	14,850	17,604	18,703	17,815	17,798	18,227	17,977	17,331	16,250	17,059	18,206	18,889	19,094	19,346	19,598	19,850	20,102
May	14,880	15,146	15,694	16,062	15,132	15,074	17,593	18,693	17,769	17,652	17,945	17,817	16,694	16,476	17,229	18,267	18,863	19,115	19,367	19,619	19,871	20,123
June	14,700	15,025	15,564	15,554	14,832	14,825	17,340	18,813	17,973	17,963	17,972	17,942	16,552	16,560	17,129	18,213	18,884	19,136	19,388	19,640	19,892	20,144
July	14,868	15,195	15,807	15,519	14,879	15,379	17,522	18,870	18,130	18,180	18,005	18,002	16,511	16,638	17,109	18,397	18,905	19,157	19,409	19,661	19,913	20,165
August	15,100	15,385	15,829	15,240	14,675	16,103	17,549	18,806	17,919	18,051	17,751	18,090	16,367	16,655	17,274	18,375	18,926	19,178	19,430	19,682	19,934	20,186
September	14,850	15,285	16,025	15,172	14,724	16,412	17,605	18,549	18,026	18,179	17,865	17,856	16,215	16,698	17,432	18,380	18,947	19,199	19,451	19,703	19,955	20,207
October	14,836	15,381	16,311	15,271	14,856	16,993	17,880	18,430	18,127	18,348	17,943	17,947	16,311	16,821	17,480	18,557	18,968	19,220	19,472	19,724	19,976	20,228
November	15,025	15,340	16,460	15,205	14,625	17,168	17,848	17,981	17,573	17,973	17,666	18,060	16,165	16,982	17,521	18,500	18,989	19,241	19,493	19,745	19,997	20,249
December	14,716	15,199	16,204	15,062	14,654	17,235	17,874	17,707	17,537	18,078	17,799	17,759	16,094	17,023	17,648	18,503	19,010	19,262	19,514	19,766	20,018	20,270
Net Ann. Inc.	401	483	1,005	-1,142	-408	2,581	639	-167	-170	541	-279	-40	-1,665	929	625	855	507	252	252	252	252	252
Ave. Mo. Inc.	33	40	84	-95	-34	215	53	-14	-14	45	-23	-3	-139	77	52	71	42	21	21	21	21	21

MONTHLY POPULATION AVERAGES - MAY 2024

Unit/Center	5/1	5/2	5/3	5/6	5/7	5/8	5/9	5/10	5/13	5/14	5/15	5/16	5/17	5/20	5/21	5/22	5/23	5/24	5/27	5/28	5/29	5/30	5/31	AVG
Benton	351	351	347	347	343	342	338	337	336	335	338	341	341	343	343	348	350	350	350	350	345	344	347	344
Cummins	1,974	1,969	1,959	1,982	1,982	1,995	1,986	1,986	1,984	1,983	1,977	1,992	1,992	1,993	1,991	1,991	1,990	1,990	1,987	1,987	1,988	1,996	1,995	1,986
Delta	622	622	620	621	621	625	625	624	623	625	624	623	623	622	623	623	621	621	624	624	619	618	621	622
East AR Reg	1,637	1,641	1,639	1,637	1,632	1,630	1,633	1,634	1,629	1,633	1,633	1,636	1,625	1,635	1,630	1,633	1,633	1,630	1,634	1,634	1,636	1,635	1,631	1,633
Ester	698	689	686	686	686	690	688	687	687	688	692	691	685	693	700	700	700	688	687	687	686	691	692	690
Grimes	1,099	1,102	1,102	1,091	1,086	1,098	1,098	1,096	1,106	1,104	1,102	1,098	1,098	1,103	1,103	1,106	1,103	1,103	1,102	1,102	1,103	1,100	1,105	1,100
Max Sec	586	586	586	583	584	584	584	584	583	583	583	583	582	582	581	582	582	582	583	583	584	585	585	583
McPherson	1,051	1,051	1,046	1,050	1,048	1,052	1,049	1,053	1,051	1,046	1,052	1,046	1,051	1,052	1,048	1,052	1,053	1,048	1,043	1,043	1,050	1,049	1,042	1,049
MCWRC	183	183	186	186	186	186	186	185	186	182	181	179	179	179	179	178	176	176	176	176	176	173	172	180
N Central	933	931	938	938	938	935	935	943	941	934	941	940	940	939	938	944	943	935	933	933	933	934	933	937
NWAWRC	100	100	99	100	99	100	100	100	100	100	99	99	100	100	100	100	99	100	100	100	100	100	99	100
Ouachita River	1,898	1,900	1,896	1,894	1,892	1,896	1,897	1,894	1,898	1,901	1,883	1,896	1,898	1,890	1,897	1,907	1,901	1,900	1,906	1,906	1,910	1,916	1,898	1,899
Randall L Williams	535	544	541	546	548	548	542	543	546	543	543	543	544	548	545	546	541	545	544	544	543	542	541	544
Pine Bluff	539	535	535	537	536	538	545	542	545	542	537	539	538	541	543	541	537	537	537	537	548	550	546	540
PB Reentry	53	53	53	53	53	53	53	53	53	53	53	52	52	52	54	54	54	54	54	54	54	54	54	53
TRCC	134	132	132	132	132	132	134	134	134	133	133	133	131	131	134	134	134	134	134	134	134	133	133	133
Tucker	996	997	996	990	988	986	993	989	990	990	988	987	996	995	995	995	1,001	1,006	1,000	1,000	1,001	1,002	1,009	995
Varner	1,705	1,705	1,705	1,705	1,704	1,701	1,701	1,704	1,704	1,705	1,705	1,705	1,703	1,695	1,704	1,705	1,704	1,702	1,701	1,701	1,702	1,705	1,705	1,703
Wrightsville	863	858	863	862	863	860	863	860	859	867	866	867	865	864	865	864	859	861	860	860	868	861	861	863
WR Hawkins-Females	255	255	254	253	252	251	255	255	255	255	255	252	251	251	250	250	250	250	249	249	248	248	248	252
WR Hawkins-Males	200	199	198	197	199	198	198	198	200	200	200	199	198	198	194	195	195	196	197	197	196	195	195	198
Total ADC	16,412	16,403	16,381	16,390	16,372	16,400	16,403	16,401	16,410	16,402	16,385	16,401	16,392	16,406	16,416	16,447	16,427	16,407	16,401	16,401	16,424	16,432	16,412	16,404
ALETA	15	15	15	15	15	15	15	15	15	15	15	15	15	15	15	15	15	15	15	15	15	15	15	15
Ar State Police	59	59	59	59	59	60	60	58	58	58	58	57	57	57	57	56	56	56	56	56	56	56	56	58
Co Jail / M	1,920	1,943	1,953	1,946	1,954	1,900	1,906	1,902	1,911	1,908	1,929	1,930	1,952	1,943	1,941	1,905	1,923	1,921	1,931	1,931	1,902	1,882	1,893	1,923
Co Jail / F	167	173	178	173	181	178	181	167	164	164	167	170	164	165	164	165	165	171	169	169	152	157	153	168
Total Co Jail BK	2,087	2,116	2,131	2,119	2,135	2,078	2,087	2,069	2,075	2,072	2,096	2,100	2,116	2,108	2,105	2,070	2,088	2,092	2,100	2,100	2,054	2,039	2,046	2,091
309/M	188	188	190	190	189	189	189	190	190	190	190	191	190	190	189	188	189	186	188	188	189	189	190	189
309/F	113	113	116	116	113	114	114	114	114	114	114	114	115	115	116	115	115	116	117	117	118	118	116	115
Total Act 309	301	301	306	306	302	303	303	304	304	304	304	305	305	305	305	303	304	302	305	305	307	307	306	304
Total Non ADC	2,462	2,491	2,511	2,499	2,511	2,456	2,465	2,446	2,452	2,449	2,473	2,477	2,493	2,485	2,482	2,444	2,463	2,465	2,476	2,476	2,432	2,417	2,423	2,468
Total	18,874	18,894	18,892	18,889	18,883	18,856	18,868	18,847	18,862	18,851	18,858	18,878	18,885	18,891	18,898	18,891	18,890	18,872	18,877	18,877	18,856	18,849	18,835	18,872

FISCAL YEAR 2024 COUNTY JAIL BACKUP - MAY 2024

DAY		Jul-23	Aug-23	Sep-23	Oct-23	Nov-23	Dec-23	Jan-24	Feb-24	Mar-24	Apr-24	May-24
1	*	2,053	2,207	2,062	* 2,009	1,890	1,753	1,651	1,689	1,828	1,956	2,087
2	*	2,053	2,206	* 2,062	2,016	1,911	* 1,753	1,651	1,704	* 1,828	1,960	2,116
3		2,073	2,202	* 2,062	2,004	1,886	* 1,753	1,676	* 1,704	* 1,828	1,969	2,131
4		2,077	2,218	2,052	2,013	* 1,886	1,719	1,676	* 1,704	1,824	1,981	* 2,131
5		2,077	* 2,218	2,052	2,022	* 1,886	1,687	1,693	1,663	1,848	2,015	* 2,131
6		2,085	* 2,218	2,054	2,015	1,857	1,693	* 1,693	1,682	1,834	* 2,015	2,119
7		2,120	2,163	2,028	* 2,015	1,867	1,692	* 1,693	1,658	1,856	* 2,015	2,135
8	*	2,120	2,156	2,044	* 2,015	1,862	1,700	1,686	1,661	1,846	1,998	2,078
9	*	2,120	2,137	* 2,044	2,051	1,848	* 1,700	1,691	1,668	* 1,846	2,014	2,087
10		2,139	2,132	* 2,044	2,010	1,855	* 1,700	1,680	* 1,668	* 1,846	2,006	2,069
11		2,103	2,127	2,030	2,033	* 1,855	1,695	1,694	* 1,668	1,844	2,045	* 2,069
12		2,087	* 2,127	2,021	2,050	* 1,855	1,711	1,709	1,705	1,858	2,075	* 2,069
13		2,103	* 2,127	1,989	2,030	1,855	1,653	* 1,709	1,708	1,877	* 2,075	2,075
14		2,111	2,119	2,019	* 2,030	1,874	1,628	* 1,709	1,720	1,886	* 2,075	2,072
15	*	2,111	2,116	2,046	* 2,030	1,847	1,596	1,692	1,713	1,886	2,061	2,096
16	*	2,111	2,120	* 2,046	2,008	1,881	* 1,596	1,692	1,746	* 1,886	2,055	2,100
17		2,106	2,122	* 2,046	2,023	1,895	* 1,596	1,694	* 1,746	* 1,886	2,060	2,116
18		2,114	2,147	2,030	2,027	* 1,895	1,573	1,698	* 1,746	1,877	2,081	* 2,116
19		2,144	* 2,147	2,000	2,044	* 1,895	1,572	1,698	1,770	1,876	2,096	* 2,116
20		2,146	* 2,147	1,999	2,041	1,867	1,607	* 1,698	1,770	1,886	* 2,096	2,108
21		2,153	2,104	2,046	* 2,041	1,816	1,630	* 1,698	1,755	1,900	* 2,096	2,105
22	*	2,153	2,101	2,057	* 2,041	1,818	1,647	1,723	1,737	1,880	2,123	2,070
23	*	2,153	2,111	* 2,057	2,058	1,783	* 1,647	1,705	1,757	* 1,880	2,120	2,088
24		2,146	2,118	* 2,057	1,956	1,783	* 1,647	1,695	* 1,757	* 1,880	2,157	2,092
25		2,150	2,152	2,035	1,962	* 1,783	1,651	1,686	* 1,757	1,888	2,121	* 2,092
26		2,182	* 2,152	2,026	1,935	* 1,783	1,651	1,694	1,771	1,874	2,087	* 2,092
27		2,212	* 2,152	1,992	1,934	1,783	1,651	* 1,694	1,782	1,909	* 2,087	2,100
28		2,225	2,155	1,981	* 1,934	1,781	1,670	* 1,694	1,813	1,935	* 2,087	2,100
29	*	2,225	2,154	2,009	* 1,934	1,778	1,670	1,676	1,800	1,955	2,084	2,054
30	*	2,225	2,118	* 2,009	1,938	1,755	* 1,651	1,682		* 1,955	2,086	2,039
31		2,187	2,099		1,913		* 1,651	1,678		* 1,955		2,046
Avg Daily Backup		2,131	2,147	2,033	2,004	1,844	1,663	1,691	1,725	1,876	2,057	2,094

Note: Totals do not include 309 Contracts with the County Jails (maximum 336)

County Jail Back-up Average for May 2024 - 2,094

County Jail Back-up Fiscal Year Average as of May 2024 - 1,933

Short-Term Revocation Program Average for May 2024 - 374

Short Term Revocation Fiscal Year Average as of May 31, 2024 - 339

STTG UNIT COUNTS – MAY 2024

Unit	Beginning Total	Confirmed	Suspected	In	Out	Paroled	Removed	Ending Total	Total Unit Population	Unit % of STTG's
Benton	90	2	0	10	6	3	0	93	346	26.88%
Cummins	653	0	0	54	37	4	1	665	1,990	33.42%
Delta	214	0	0	13	13	0	0	214	622	34.41%
EARU	718	0	0	23	33	4	0	704	1,633	43.11%
Ester	111	0	0	91	13	4	0	185	694	26.66%
Grimes	416	3	0	26	14	8	0	423	1,105	38.28%
Hawkins	44	0	0	5	3	0	0	46	447	10.29%
Max	299	0	0	2	2	0	0	287	583	49.23%
McPherson	45	0	0	0	1	3	0	41	1,052	3.90%
MCWR	53	3	0	6	6	0	0	56	172	32.56%
NCU	285	0	0	18	16	9	0	278	934	29.76%
NWAWR	23	0	0	1	0	1	0	23	100	23.00%
ORCU	318	0	0	70	37	7	0	344	1,548	22.22%
ORCU Intake	112	112	0	0	128	0	0	96	345	27.83%
Pine Bluff	148	0	0	17	17	6	0	142	597	23.79%
RLW	213	2	0	27	25	0	0	217	543	39.96%
TWR	38	0	0	2	4	0	0	36	133	27.07%
Tucker	287	0	0	30	10	6	0	301	1,008	29.86%
Varner	752	0	0	53	49	5	0	751	1,703	44.10%
Wrightsville	227	0	0	12	6	8	0	225	865	26.01%
Total	5,046	122	0	460	420	68	1	5,127	16,420	31.22%

ORCU Intake brought in 112 new STTG members into ADC last month.

STTG DISCIPLINARY REPORT – MAY 2024

Unit	STTG Incidents	STTG Suspected Incidents	Total Unit Disciplinary	Disciplinary Involving STTG	Percentage
Benton	0	0	21	5	23.81%
Cummins	0	0	335	164	48.96%
Delta	0	0	77	42	54.55%
EARU	0	0	214	128	59.81%
Easter	0	0	63	16	25.40%
Grimes	1	0	149	75	50.34%
Hawkins	0	0	9	1	11.11%
Max	0	0	88	58	65.91%
McPherson	1	0	146	15	10.27%
MCWR	0	0	9	3	33.33%
NCU	0	0	108	57	52.78%
NWAWR	0	0	1	0	0.00%
ORCU	0	0	91	23	25.27%
ORCU Intake	0	0	2	2	100.00%
Pine Bluff	0	0	76	22	28.95%
RLW	0	0	66	33	50.00%
TWR	0	0	3	2	66.67%
Tucker	0	0	64	14	21.88%
Varner	0	0	333	182	54.65%
Wrightsville	0	0	168	80	47.62%
Total	2	0	2,023	922	45.58%

STTG COUNTS BY STTG SET – MAY 2024

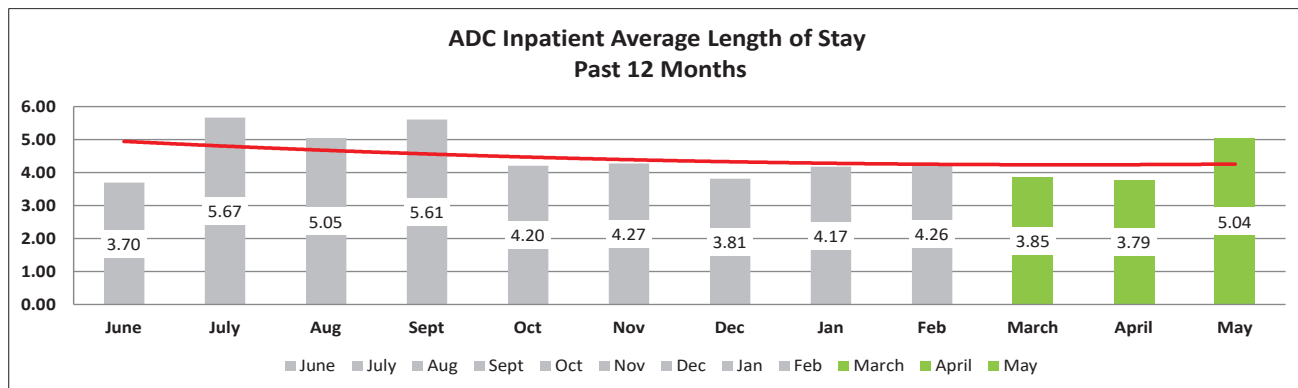
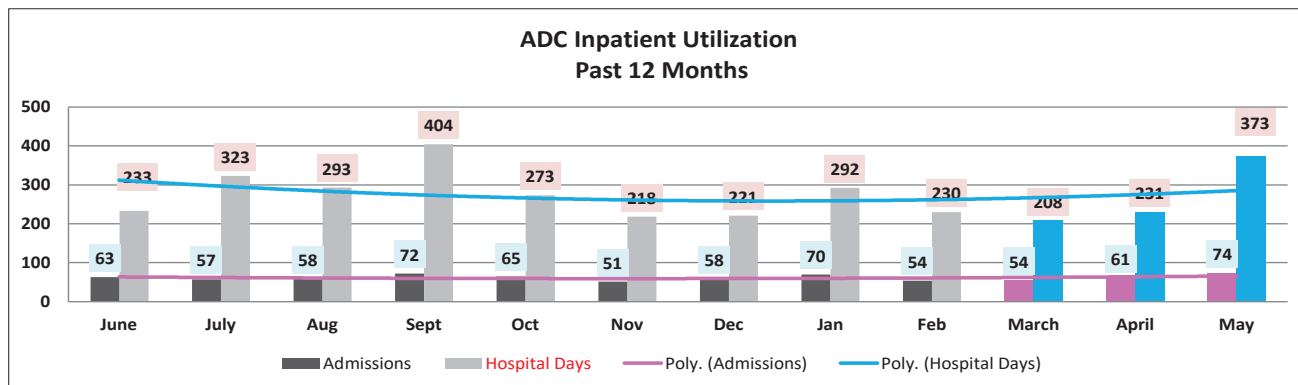
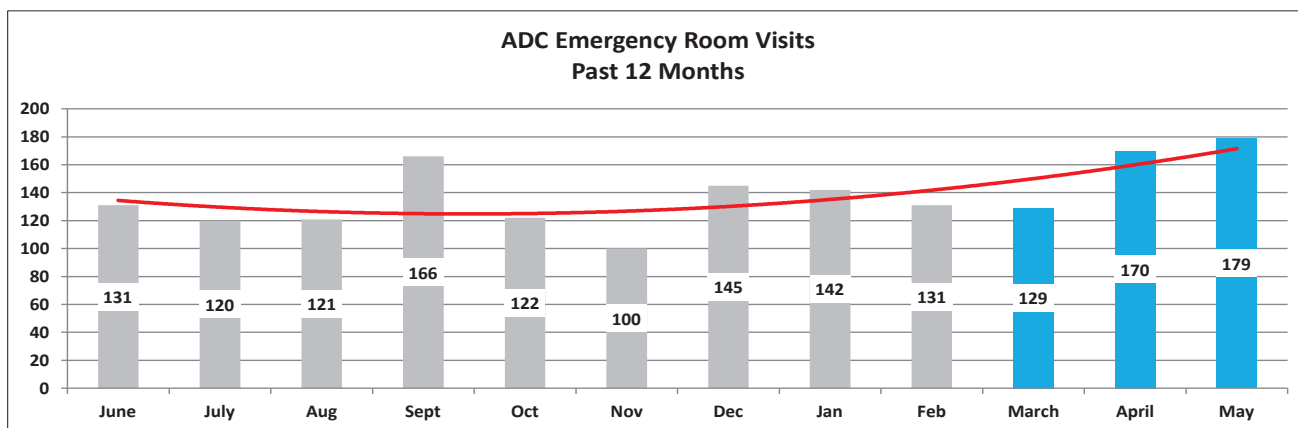
STTG Set	Benton	Cummins	Delta	EARU	Ester	Grimes	Hawkins	Max	McPherso	MCWR	NCU	NWAWR	ORCU	Intake	PB	RLW	TWR	Tucker	Varnar	Wrightsvil	Total	
Asian	2	0	8	1	2	0	0	0	0	0	0	0	0	0	0	0	0	1	1	1	0	16
Bloods	17	132	42	145	32	91	6	67	7	7	49	3	53	11	21	40	11	41	171	49	995	
Crips	14	73	39	88	13	51	4	39	2	7	24	2	33	12	15	31	3	25	103	30	608	
Folk	5	65	0	56	33	32	4	23	2	1	12	8	24	7	7	16	1	20	62	20	398	
GD	15	154	48	177	28	84	5	69	9	12	80	0	77	17	39	37	6	76	166	44	1,143	
Mexican	5	26	7	22	9	14	2	4	1	1	8	0	15	4	8	11	0	10	24	12	183	
Motorcycle	0	2	0	1	0	0	0	1	1	0	3	0	3	0	0	0	0	2	1	1	15	
Other	1	9	12	19	1	15	3	6	4	2	11	1	10	2	5	6	1	13	18	7	146	
People	3	36	6	36	6	24	1	23	1	1	9	0	16	5	7	8	0	13	31	8	234	
Unknown	0	12	0	3	2	1	2	13	0	5	2	0	0	0	1	4	1	9	9	3	67	
W/S	16	74	45	40	44	42	6	4	4	12	31	9	70	24	23	27	4	49	72	23	619	
AB	0	10	1	6	4	3	0	0	1	1	10	0	4	1	2	4	1	5	19	2	74	
AC	1	8	5	13	9	9	0	5	2	1	4	0	4	1	0	3	0	6	23	1	95	
NAE	4	35	0	47	1	21	4	14	3	2	15	0	17	7	9	14	3	11	25	11	243	
WAR	10	29	1	50	1	36	9	19	4	4	20	0	18	5	5	16	4	20	26	14	291	
Total	93	665	214	704	185	423	46	287	41	56	278	23	344	96	142	217	36	301	751	225	5,127	

Key:
 GD = Gangster Disciples
 W/S = White Supremacist
 NAE = New Aryan Empire
 WAR = White Aryan Resistance
 AC = Aryan Circle
 AB = Aryan Brotherhood

ADC INPATIENT AND EMERGENCY ROOM UTILIZATION

ADC Inpatient Statistics Past 12 Months													
	2023							2024					Average
	June	July	Aug	Sept	Oct	Nov	Dec	Jan	Feb	March	April	May	
Admissions	63	57	58	72	65	51	58	70	54	54	61	74	61.4
Hospital Days	233	323	293	404	273	218	221	292	230	208	231	373	274.9
Average Length of Stay	3.70	5.67	5.05	5.61	4.20	4.27	3.81	4.17	4.26	3.85	3.79	5.04	4.48

ADC ER Visits Past 12 Months													
	2023							2024					Average
	June	July	Aug	Sept	Oct	Nov	Dec	Jan	Feb	March	April	May	
Emergency Room Visits	131	120	121	166	122	100	145	142	131	129	170	179	138.0



MEDICAL GRIEVANCE BOARD REPORT – MAY 2024

Unit	<i>Acknowledged/Received</i>	<i>Rejected</i>	<i>Reviewed & Signed by Dep Director</i>	<i>With Merit</i>	<i>With Merit, but Resolved</i>	<i>% With Merit</i>	<i>Without Merit</i>
Benton	0	0	0	0	0	0.00%	0
CMU	2	0	2	0	0	0.00%	2
Cummins	11	1	12	1	0	8.33%	11
Delta	3	2	2	0	0	0.00%	2
EARU	16	3	14	0	0	0.00%	14
EARU Max	10	3	7	0	0	0.00%	7
Ester	1	0	0	0	0	0.00%	0
Grimes	8	3	6	1	0	16.67%	5
Hawkins	0	0	0	0	0	0.00%	0
McPherson	14	2	4	1	0	25.00%	3
MCWRC	0	0	0	0	0	0.00%	0
MSU	6	3	7	0	1	14.29%	6
North Central	10	1	4	0	0	0.00%	4
NWAWRC	0	0	0	0	0	0.00%	0
Ouachita	9	1	13	0	0	0.00%	13
Pine Bluff	1	0	3	0	0	0.00%	3
Randall L. Williams	1	1	0	0	0	0.00%	0
SNN	0	0	0	0	0	0.00%	0
TRCC	0	0	0	0	0	0.00%	0
Tucker	6	0	9	2	0	22.22%	7
Varner	6	0	7	0	0	0.00%	7
Varner Super Max	7	1	8	0	0	0.00%	8
WRU	2	0	2	0	0	0.00%	2
WHM	0	0	0	0	0	0.00%	0
WWR	0	0	0	0	0	0.00%	0
Total	113	21	100	5	1	6.00%	94

CHAPLAINCY

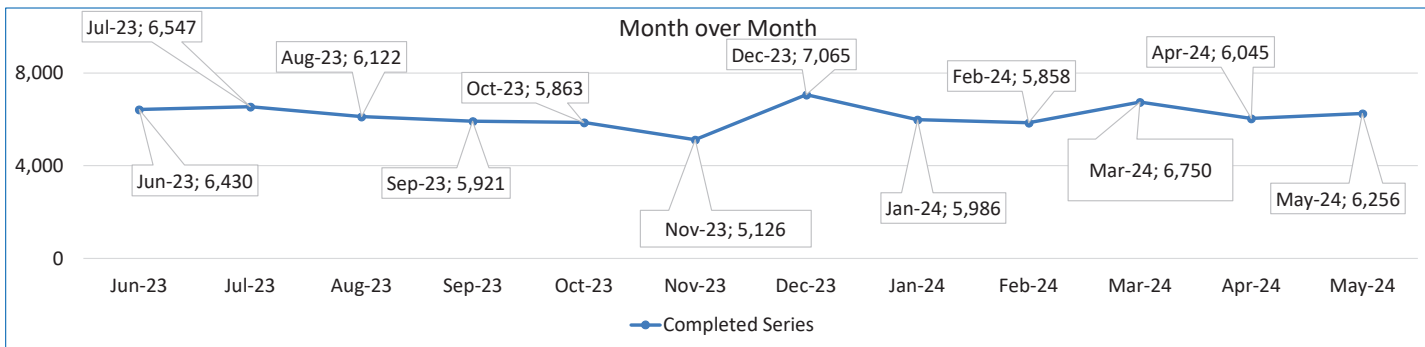
Month: May Year: 2024	CUMMINS	DELTA REGIONAL	EAST ARKANSAS	EAST ARKANSAS MAX	ESTER	GRIMES	HAWKINS	MAXIMUM	MCPHERSON	NORTH CENTRAL	OJACHITA RIVER	PINE BLUFF	RANDALL L. WILLIAMS	TUCKER	VARNER	VARNER MAX	WRIGHTSVILLE	TOTAL
Services Chaplains Oversaw																		
Christian																		
Population	10	8	9	0	4	10	2	6	4	6	2	9	2	3	14	0	2	91
Segregation	0	0	0	0	0	0	0	6	0	0	0	0	0	0	0	0	0	6
Muslim																		
Population	0	5	3	0	4	5	3	5	4	5	5	5	5	0	5	0	0	54
Segregation	0	0	0	0	0	0	0	5	0	0	0	0	0	0	0	0	0	5
156																		
Volunteers in Charge																		
Protestant	23	0	21	0	20	6	6	20	19	5	9	2	19	18	0	0	10	178
Catholic	0	0	1	0	0	4	4	0	2	4	4	1	1	1	2	0	12	36
Muslim	0	0	1	0	0	5	1	2	4	0	0	0	0	1	0	0	1	15
Other	2	0	0	0	0	1	4	3	7	0	7	0	0	0	8	0	0	32
Baptism	13	0	0	0	0	33	0	0	0	2	0	0	0	1	0	0	0	49
Marriages																		
	0	0	0	0	1	0	0	0	0	0	0	0	0	1	0	0	0	2
Distributed by Chaplains																		
Greeting Cards	3	123	0	0	78	47	0	180	0	50	50	18	25	1	75	399	0	1,049
Bibles, Quran, Torah, Etc.	40	4	12	19	46	47	20	26	68	53	255	15	8	5	165	19	20	822
Study Course	60	0	9	10	60	6	0	18	0	0	30	13	6	25	4	1	0	242
Writing Supplies	0	0	0	0	54	109	30	263	0	0	500	2	0	35	0	0	0	993
Literature	845	194	1,206	180	203	119	250	111	472	756	300	208	142	340	823	443	285	6,877
Chaplain's Visits																		
Barracks	50	12	18	16	12	20	20	4	56	46	100	8	52	140	103	33	22	712
Approximate Hours Spent in Barracks	46	14	9	8	3	15	1	6	28	1	40	1	17	35	47	3	18	292
Inmate Office visits	25	200	33	0	0	134	29	5	38	1	87	14	9	284	80	0	23	962
Other Office visits	16	16	5	2	5	6	6	5	61	136	25	73	40	25	60	0	4	485
Hospital	1	0	0	0	0	2	0	0	0	6	9	1	2	0	0	0	0	21
Infirmery/Sick Call	2	3	4	0	4	4	0	4	4	0	4	0	5	4	5	2	3	48
Restrictive/Punitive Housing	14	4	0	0	4	4	3	8	4	4	4	4	5	8	9	9	3	87
PC - DRU		4																4
Visitation Days	0	0	0	0	0	0	0	2	0	0	0	0	0	0	0	0	0	2
Volunteer Visits																		
RCV	0	0	0	0	2	9	1	2	6	0	0	17	12	3	0	0	0	52
OCV	4	6	7	0	11	7	6	39	21	30	20	0	8	72	7	0	0	238
Spiritual Advisor	0	0	0	0	0	0	0	0	0	0	0	0	0	1	0	0	0	1
CRA	22	3	64	1	15	18	58	53	57	105	55	5	25	109	42	7	34	673
Religious Volunteer Hours																		
Volunteer Hours	60	17	144	3	154	109	66	235	266	663	264	49	88	404	199	17	68	2,806
Denominational/Volunteer Chaplain Hours	24	0	0	0	37	0	61	33	74	216	33	54	0	63	63	2	24	684
3,490																		
Other Activities of Chaplain																		
Counseled Employees	6	20	11	0	5	2	2	3	3	10	27	0	8	11	70	0	5	183
Orientation Sessions	3	0	1	0	0	0	0	0	0	1	0	0	1	0	0	0	0	6
Free World Devotions	0	0	5	0	0	4	0	0	0	0	0	0	2	4	12	0	0	27
Spoke in Churches	9	8	12	0	2	8	1	0	1	0	0	9	2	3	12	0	3	70
Crisis Intervention Sessions	32	8	4	6	0	0	4	0	2	5	16	5	1	7	5	2	4	101
Marriage Counseling	1	0	0	0	1	0	0	0	0	0	0	0	0	3	0	0	1	6
Denominational Meeting	0	0	0	0	1	2	0	0	0	0	0	0	1	0	0	0	0	4
Chaplain's Meeting	1	1	2	0	1	1	1	1	1	1	1	1	1	1	2	0	0	16
Volunteer Training Session	0	0	0	0	0	0	0	0	0	0	1	0	0	1	0	0	2	4
Chaplain Transfers																		
	0	0	0	0	0	0	0	0	0	0	0	0	0	0	0	0	0	0
Chaplain Promotions																		
	0	0	1	0	0	0	0	0	0	0	1	0	0	0	0	0	0	2
PAL PROGRAM																		
Enrolled at start of month	60	24	49	0	57	48	15	17	56	71	31	0	0	58	50	0	20	556
Enrolled during the month	5	3	4	0	0	6	0	2	11	14	3	0	0	4	3	0	6	61
Removed From PAL Program																		
# Paroled	1	0	0	0	0	2	0	0	2	2	1	0	0	2	0	0	1	11
# Completed	2	1	0	0	0	5	1	0	1	6	2	0	0	2	2	0	1	23
# Withdrew	2	1	0	0	0	0	0	0	6	4	1	0	0	0	0	0	0	14
# Removed	1	0	0	0	0	2	0	2	1	1	0	0	0	0	1	0	0	8
# Transferred	0	1	1	0	1	1	2	0	1	1	0	0	0	0	0	0	0	8
Total Removed from PAL Program	6	3	1	0	1	10	3	2	11	14	4	0	0	4	3	0	2	64
Total Enrolled at the End of the Month	59	24	52	0	56	44	12	17	56	71	30	0	0	58	50	0	24	553
Volunteers in PAL																		
	11	0	23	0	7	0	15	7	10	16	6	0	0	8	4	0	6	113
Special Events:																		
	0	0	1	0	2	1	0	1	0	1	0	0	0	2	2	0	0	10

SECURUS VIDEO VISITATION REPORT MAY 2024

AR-DOC SVV Activity Tracker

Total ADP **18,373**

Total Visits by Month	Jun-23	Jul-23	Aug-23	Sep-23	Oct-23	Nov-23	Dec-23	Jan-24	Feb-24	Mar-24	Apr-24	May-24
Total (Includes SuperMax)	6,430	6,547	6,122	5,921	5,863	5,126	7,065	5,986	5,858	6,750	6,045	6,256
Target Objective	15,587	15,587	15,587	15,587	15,587	15,587	15,587	15,587	15,587	15,587	15,587	15,587



Completed Visits

Site	Current Month	Previous Month
<i>Benton</i>	106	103
<i>Cummins</i>	388	399
<i>Delta Regional</i>	298	292
<i>East Arkansas Regional</i>	476	493
<i>Ester</i>	302	366
<i>Grimes</i>	553	498
<i>J Aaron Hawkins Sr.</i>	342	331
<i>Tucker Max</i>	295	293
<i>Mcperson</i>	383	299
<i>Mississippi County WRC</i>	57	52
<i>North Central</i>	581	609
<i>NW Arkansas WRC</i>	54	23
<i>Ouachita River</i>	561	591
<i>Pine Bluff Re-Entry</i>	54	54
<i>Pine Bluff Complex</i>	161	150
<i>Randall L Williams</i>	162	149
<i>State Police Barracks</i>	74	77
<i>Texarkana Regional</i>	21	20
<i>Tucker Unit</i>	356	322
<i>Varner</i>	727	649
<i>Wrightsville Unit</i>	305	275
<i>Tucker Re-entry</i>	0	0
Total:	6,256	6,045

Missed by Inmate

Site	Current Month	Previous Month
<i>Benton</i>	1	1
<i>Cummins</i>	15	17
<i>Delta Regional</i>	2	0
<i>East Arkansas Regional</i>	16	11
<i>Ester</i>	6	5
<i>Grimes</i>	12	8
<i>J Aaron Hawkins Sr.</i>	5	3
<i>Tucker Max</i>	28	9
<i>Mcperson</i>	7	10
<i>Mississippi County WRC</i>	3	5
<i>North Central</i>	15	10
<i>NW Arkansas WRC</i>	3	2
<i>Ouachita River</i>	34	15
<i>Pine Bluff Re-Entry</i>	4	4
<i>Pine Bluff Complex</i>	7	2
<i>Randall L Williams</i>	6	5
<i>State Police Barracks</i>	4	4
<i>Texarkana Regional</i>	3	4
<i>Tucker Unit</i>	6	5
<i>Varner</i>	28	20
<i>Wrightsville Unit</i>	7	2
<i>Tucker Re-entry</i>	0	0
Total:	212	142

**SECURUS TABLET REPORT
MAY 2024**

Agency Name	Personal Tablets (All)	\$0	\$5	Community / Inventory	Officer	Total
AR DOC - BENTON UNIT	346	110	236	211	8	565
AR DOC - CUMMINS UNIT	1,264	876	388	688	17	1,969
AR DOC - DELTA REGIONAL UNIT	444	277	167	142	20	606
AR DOC - EAST ARKANSAS REGIONAL UNIT	674	477	197	628	10	1,312
AR DOC - ESTER UNIT	569	383	186	189	20	778
AR DOC - GRIMES UNIT	674	435	239	756	14	1,444
AR DOC - J AARON HAWKINS SR CENTER FOR W	416	259	157	163	19	598
AR DOC - MCPHERSON UNIT	725	460	265	444	21	1,190
AR DOC - MISSISSIPPI COUNTY WORK RELEASE	172	37	135	177	9	358
AR DOC - NORTH CENTRAL UNIT	655	437	218	145	10	810
AR DOC - NW ARKANSAS WORK RELEASE CENTER	98	18	80	75	8	181
AR DOC - OUACHITA RIVER UNIT	1,253	782	471	711	14	1,978
AR DOC - PINE BLUFF RE-ENTRY CENTER	53	9	44	23	0	76
AR DOC - PINE BLUFF UNIT	390	281	109	192	9	591
AR DOC - RANDALL L WILLIAMS FACILITY	381	255	126	222	15	618
AR DOC - STATE POLICE BARRACKS	56	34	22	10	3	69
AR DOC - TEXARKANA REGION CORRECTION CEN	133	41	92	99	15	247
AR DOC - TUCKER MAXIMUM SECURITY UNIT	227	157	70	356	14	597
AR DOC - TUCKER RE-ENTRY CENTER	0	0	0	45	2	47
AR DOC - TUCKER UNIT	788	566	222	328	15	1,131
AR DOC - VARNER UNIT	858	622	236	542	22	1,422
AR DOC - WRIGHTSVILLE UNIT	622	415	207	568	9	1,199
	10,798	6,931	3,872	6,714	274	17,786

CONSTRUCTION BUDGET / STATUS REPORT - JUNE 7, 2024 — [Page 1 of 2]

Fund	Project Description	Approved Budget	Actual Budget Spent	Available Budget	\$ % Complete	Construction % Complete	Notes
700483A NDC0200	Tucker Max Pre-cast Rec Yard Pens	8,160,845	1,142,834	7,018,011	14%	13%	Final plans submitted to DBA for approval on pre-cast pens. The funds spent on this project is reflective of engineering fees and the material needed to construct the rec pen panels. Notice to proceed to WD&D was given on 3/4 as proposed. Awaiting approval letter from the Governor's office in order to proceed to bid at DBA.
700483A	Cummins Expanded Metal Rec Yard	368,617	72,760	295,857	20%	15%	We are constructing the panels on-site. Funds spent on this project is reflective of engineering fees spent against this portion of the overall project. This project is being finalized with the design team and will be submitted to DBA in the following the review and approval.
22V	Fire Suppression	941,252	226,492	714,761	24%	70%	Vendor has assessed all units and scheduling is being established. Parts have been ordered and on-hand. We are working with the vendor on scheduling their work starting with the units going through ACA this year and then working the other units into the schedule. Two units complete. working on Cummins now and then ORCU.
7004820	Lethal Fence Control for Cummins, Varner SuperMax, Tucker Max, & EARU	1,490,000	1,147,494	342,506	77%	100%	Project is complete. Work completed on 4/17. Coseout documents processed.
7004810	Administrative East Roof Replacement	2,191,441	2,024,110	167,331	92%	100%	Project Scope has been completed. We are awaiting the manufacturer to have their site visit to issue the warranty. We are working with the WD&D and the contractor on liquidatable damages on exceeding days toward completion. Also, we are working with both parties to close out the insurance claims that were experienced during the project.
7004810	Central Warehouse Roof Replacement	385,816	243,877	141,940	63%	100%	
7004810	RLW Roof Replacement	2,722,743	2,377,140	345,602	87%	100%	
KBR4N98	Max Re-Entry Generator Project	135,000	16,635	118,365	12%	12%	Plans submitted to DBA. We have received our notice to proceed on this project. Funds spent are reflective of engineering fees and site work at location. Project on hold.
7004818	McPherson Renovation Project	1,800,000	36,843	1,763,157	2%	35%	Team is on-site and working on the demo plan. All of the documents have been submitted to DBA for review and approved. Project delayed on 2/26. Approval to resume project on 4/2. On schedule. Project is on schedule.
NDC0300	Mississippi County 50 Bed Expansion	2,300,000	104,678	2,195,322	5%	3%	The design firm has completed the final design for review. Documents are at DBA for the third time for review after comments satisfied by design firm. Fees are reflective of design fees allowed under the state contract. Worked with WD&D and work can be performed for \$1,900,000 of construction cost. Working with WD&D to present the documents to DBA for review.
7004811	Tucker Riot Gates	700,000	40,154	659,846	6%	4%	Documents are at DBA under review. Fees are reflective of design fees allowed under the state contract. Notice to proceed to bid issued on 3/7. Bid opening on 4/17 for this project. Project came in at \$469,371. Documents signed and delivered to DBA. Pre-construction meeting scheduled for 6/11/24 with selected vendor and team at Tucker.
7004812 School Funds	Tucker School Project	3,000,000	127,735	2,872,265	4%	0%	Design and development phase of this project has been completed. DBA has reviewed the design and answers have been given to complete review. DBA preparing bid documents to be sent out for advertising. ALC reviewed on 1/26. New project estimate is \$4,500,000. Delivered by WD&D.
KBSHW18 ARPA 7004829	Tucker Water Treatment	4,825,445	219,647	4,605,798	5%	4%	DBA issued our notice to proceed to bid on 1/22/2024. APRA has given authorization to advertise for bids. The funds spent on this project is reflective of engineering and design fees. Reviewed by ALC on 1/26. Documents sent over to DBA separating the project to bring the project within the allocated budget. Under review as of 6/4/2024.
509	Water Tower Repairs	475,000	-	475,000	0%	5%	Project documents have been reviewed by DBA. Working with contractors to procure services to make these repairs as soon as possible. Bid for the repairs for Cummins and EARU came back at \$25,000 that closed on 6/4/2024. DBA will be bidding the Varner tank based on the large scope of work to be performed on this element of the project.



CONSTRUCTION BUDGET / STATUS REPORT - JUNE 7, 2024 — [Page 2 of 2]

Fund	Project Description	Approved Budget	Actual Budget Spent	Available Budget	\$ % Complete	Construction % Complete	Notes
<u>Telephone Projects</u>							
Maintenance & Operations	AC All Units	70,000	68,567	1,433	98%	98%	repairing & replacing daily.
	ACA	100,000	82,992	17,008	83%	83%	Working with Central Office/AE, Max, TA, Grimes, McPherson, Cummins & ORCU
	ADA	7,204.59	1,244	5,961	17%	17%	on-going
	Additional Metal Fab	15,000	11,594	3,406	77%	77%	on-going
	Boiler Fund	60,500	58,811	1,689	97%	97%	on-going
	Camera Equipment	320,000	309,451	10,549	97%	97%	cameras as requested/approved.
	Fasttop	-	0	0	0%	0%	Moved Funds
	Fire Alarm	41,000	34,874	6,126	85%	85%	on-going
	Gates and Fences	25,000	11,979	13,021	48%	48%	on-going
	Locks and Riot Gates	90,000	61,185	28,815	68%	68%	on-going
	Metal Ceilings	20,000	18,822	1,178	94%	94%	on-going
	ORCU Gravel Pit	3,931	3,931	0	100%	100%	on-going
	Stainless Steel	20,000	18,851	1,149	94%	94%	on-going
Subtotal	\$ 772,636	\$ 682,300	\$ 90,335				

Capital Projects FY23 Carry Forward	Dog Kennel/Horse Stable Malvern	33,102.35	33,102	0	100%	100%	Dog Kennel is complete. Most all of the work on the horse barn has been performed. Project construction is complete. Project has been delivered to the building and in use.
	Emergency Generator - All Units	100,000	90,373	9,627	90%	90%	on-going
	Roof Repair-Benton		0				Need repairs at Delta, Varner, Tucker Max and Tucker, Wrightsville, Pine Bluff, Cummins, NWAWR and McPherson. The reason for the
	Roof Repair-Central Office		0				
	Roof Repair-Central Warehouse		0				
	Roof Repairs-Cummins		0				
	Construction/Maintenance		0				
	Roof Repairs-Delta		6,341				
	Roof Repairs-East Arkansas		105,585				
	Roof Repairs-Max	890,700	169,246	197,647	78%	97%	
	Roof Repair-Malvern		0				
	Roof Repair - McPherson		48,544				
	Roof Repair - PBU		15,255				
	Roof Repair - RLW		0				
	Roof Repairs-Tucker		52,613				
	Roof Repairs-Varner		275,063				
	Roof Repairs-Wrightsville		20,407				
	Delta Motorola	42,693.06	42,693	0	100%	100%	
Subtotal	\$ 1,066,495	\$ 859,221	\$ 207,274				

Architect Fees	61,069	48,751	12,318	80%
Total	\$ 1,900,200	\$ 1,590,273	\$ 309,927	