



DIVISION OF CORRECTION BOARD REPORT

June 2023

Dexter Payne
Director



POPULATION REPORT

RESEARCH/PLANNING

May 2023 Admissions and Releases – Admissions for May 2023 totaled **560** (492-males and 68-females) while releases totaled **403** (347-males and 56 females) for a net increase in-house of 157 inmates.

Inmate Population Growth/Projection – At the end of May 2023, the jurisdictional population for the Division of Correction totaled **18,267**, representing an increase of **619** inmates since the first of January 2023. At reporting time, calendar year 2023 has seen an average rate of **124** inmates per month, which is up from an average monthly increase of **52** inmates per month during calendar year 2022.

Average County Jail Backup – The backup in the county jails averaged **2,191** inmates per day during the month of May 2023, which was up from the per-day average of **2,129** inmates during the month of April 2023. Of the **2,191** average, short-term revocations accounted for **561** (458 males and 103 females) during the month.

INSTITUTIONS

INMATE INSTITUTIONAL GRIEVANCES

Inmate Formal/Informal Grievances: During May, a total of 1,146 formal grievances and 1,633 informal grievances were filed at various units.

Institutional Grievances Appeals: There was a total of 540 appeals of institutional grievances received in May. Of those, 379 were acknowledged and 161 were rejected for various reasons. Of the total, 348 appeals answered, 341 had no merit and seven had merit.

FARM DIVISION

May was productive for all farms. The weather started cooperating, allowing all planting, except for the double crop soybeans, to be completed during the month. The corn crop looks very good. There is one application of nitrogen left to apply. The rice crop looks very good as well. Soybeans are doing well. Produce has started coming in from the gardens to all units. But everything in the ground does need a good rain.

Bulls went out at Cummins on May 30th. We will be doing a 60-day breeding window. That helps us have more uniform calves to sell, which in theory increases the pricing. Hay production is in full swing. We have already produced more than 2,000 rolls this year. Our goal is 7,000 rolls statewide. Eggs production is steady at around 50,000. Milk production is consistent but with hotter weather coming, that will start to drop off.

We continue to have several job openings in all areas. The farm crews are doing a great job keeping up by putting in lots of extra hours and days.

REGIONAL MAINTENANCE HOURS

Regional Maintenance Hours	May 2023
Benton Unit	5,676
Delta Regional Unit	3,362
East Arkansas Regional Unit	2,592
Grimes Unit	3,528
McPherson Unit	2,060
Mississippi County Work Release	2,184
North Central Unit	6,832
Ouachita River Correctional Unit	6,248
Randall L. Williams Unit	4,416
Texarkana Regional Corr. Ctr.	2,960
Tucker Unit	1,848
Varner Unit	5,160
Wrightsville Unit	2,768
Total Hours	49,634

WORK RELEASE RENT REPORT

Unit	May 2023
Benton Unit	\$110,330.00
Mississippi County Work Release	\$68,442.00
Northwest Arkansas Work Release	\$39,066.00
Pine Bluff Work Release	\$36,312.00
Texarkana Regional Corr. Ctr.	\$52,207.00
Wrightsville Hawkins Unit	\$24,939.00
Total	\$331,296.00

REENTRY

PROGRAMS - May 2023

Program Name	Beginning Count	Admitted	Removed	Graduated	End Count	Volunteer Hours
Juvenile Program* (RLW)	7	0	0	1*	6	0
Peer Recovery	6	0	0	0	6	0
Release	17	0	0	0	17	2
Veterans Program (Ester)	0	0	0	0	0	0
Veterans Program (EARU)	25	0	3	0	25	0
Lifer	0	0	0	0	0	0
TOTAL	55	0	0	24	31	5

*Juveniles are transferred from the program once they reach the age of 18.

WORKFORCE ALLIANCE FOR GROWTH IN THE ECONOMY (WAGE)

May 2023 Capacity: 120 Unit:	Participants	Status
Delta	17	Active
Ester	8	Active
Hawkins	2	Active
McPherson	7	Active
North Central	0	Pending Next Class
Ouachita River	13	Active
Tucker	18	Active
Wrightsville	9	Active
TOTAL	74	

WRIGHTSVILLE-HAWKINS PATHWAY TO FREEDOM PROGRAM

May 2023 Capacity: 200	Beginning Count	Enrolled During the Month	Removed	End Count*
Wrightsville-Hawkins PTF	200	11	13	198

ADVANCED PRINCIPLES AND APPLICATIONS FOR LIFE PROGRAM (APAL)

May 2023 Capacity: 86	Beginning Count	Admissions During Mo.	Removed*	End Count
Ester	58	3	3	58
Hawkins	21	3	2	22
TOTAL	79	6	5	80

Advanced PAL is an 18-month reentry program that combines a pre-release curriculum with the PAL program.

*The "Removed" column indicates the number of participants who paroled, completed the program, withdrew from the program, transferred, or were removed from the program for another reason.

THINK LEGACY

May 2023 Capacity: 635 Unit	Beginning Count	Admitted	Graduated	Removed*	End Count
Cummins	33	0	0	0	33
Delta Regional	20	0	0	5	15
East Arkansas Regional	41	0	0	5	36
McPherson	42	0	0	3	39
North Central	32	0	0	3	29
Ouachita River	27	0	0	2	25
Tucker	14	1	0	0	15
Total	209	1	0	18	192

THINK LEGACY VOLUNTEER HOURS = 15

*The "Removed" column indicates the total number of participants who paroled, signed out, transferred, or were removed from the program for any other reason and are no longer in the barracks.

**COLLEGE REPORT
May 2023**

COLLEGE PROGRAM LOCATIONS	Beginning Count	Admissions During Mo.	Removed During Mo.	End Count	Staff Enrolled
Arkansas State University					
Grimes Unit	14	0	0	14	0
McPherson Unit	31	0	0	31	0
Ashland University					
North Central Unit	12	4	0	16	0
Mid-America Seminary College					
Varner Unit	36	0	0	36	0
Philander Smith College					
East Arkansas Regional Unit	38	0	0	38	0
Tucker Unit	16	0	2	14	0
Southeast Arkansas College					
Cummins Unit	38	0	5	33	0
Delta Unit	20	0	8	12	0
Varner Unit	28	0	1	27	0
Shorter College					
Hawkins Unit	21	0	1	20	0
Ouachita River Unit	15	7	1	21	0
Pine Bluff Complex	21	44	5	60	0
Texarkana Regional	14	0	1	20	0
Wrightsville Unit	30	0	0	30	0
TOTAL	334	55	24	365	0

TRAINING

**DIVISION OF CORRECTION
TRAINING - May 2023**

BASIC TRAINING DIVISION –

BCOT Class 2023-E, led by instructor Lt. Neelson Lowe, graduated on May 12 with a total of 45 cadets.

The *Willis H. Sargent Award* recipient was Joshua Henley of the Varner SuperMax Unit.

Dean’s list included Dallas Morrissey from Northwest Arkansas Work Release.

Academic Awards were presented to the following:

- 1st – Dallas Morrissey, Northwest Arkansas Work Release
- 2nd – Richard Meunier, Benton Work Release
- 3rd – Michael Loos, Construction

Recipients of *Physical Fitness Awards* were:

- 1st – Christopher Adams, Varner SuperMax Unit
- 2nd – Estaban Gomez, Benton Work Release
- 3rd – Andrew Perez, Benton Work Release

BCOT Class 2023-F, led by instructor Lt. Nicholas Reed, graduated on May 26 with a total of 24 cadets.

The *Willis H. Sargent Award* recipient was Dejasia Gist of the McPherson Unit.

Academic Awards were presented to the following:

- 1st – Mikka Kellems-Raynor, McPherson Unit
- 2nd – Joseph Ratke, Mississippi County Work Release
- 3rd – Lasheva Perkins, Cummins Unit

Recipients of *Physical Fitness Awards* were:

- 1st – Dejasia Gist, McPherson Unit
- 2nd – David Moore II, Delta Regional Unit
- 3rd – Devine Greer, East Arkansas Regional Unit

IN-SERVICE DIVISION –

Classes held by the Training Academy during the month included:

- Defensive Technology – 05/02 - 05/03 (16 hours); Instructor: Major Randy Shores – 9 participants
- Honor Guard Training – 05/08 (1 hours); Instructor: Major Joi Harris – 9 participants
- Inmate Grievance – 05/17 (3 hours); Instructor: Terri Grigsby – 48 participants
- Honor Guard Training – 05/17 (3 hours); Instructor: Major Randy Shores – 8 participants
- Taser Training – 05/30 (4 hours); Instructor: Lt. Ronald Watson – 31 participants
- Taser Training – 05/31 (4 hours); Instructor: Lt. Ronald Watson – 48 participants
- Supervisor Refresher - ZOOM – 05/29 (3 hours); Instructor: Iris McBride – 31 participants
- Supervisor Refresher - ZOOM – 05/18 (3 hours); Instructor: Iris McBride – 18 participants

During the month of May 2023, the Training Academy held 8 classes that totaled 37 hours with a total of 200 participants. This brought the total number of training hours for the Training Academy In-service for May 2023 to 7,400 hours.

eCADEMY –

During May, 483 ADC employees completed a total of 5,604.5 hours of eCADEMY training.

HEALTH/CORRECTIONAL PROGRAMS

CHAPLAINCY SERVICES AND COMMUNITY SPEAKING EVENTS

Cummins Unit – The Truth Infusion three-day revival was held Friday, May 19 through Sunday, May 21. Six volunteers led the revival services and visited different housing areas each day. A total of 329 inmates participated in the services.

East Arkansas Regional Unit – The Institute in Basic Life Principles group held two seminars available to General Population during May. IBLP Basic Seminar was held on May 8 with 44 inmates in attendance. A total of 53 inmates participated in the Advanced Seminar on May 22.

Maximum Security Unit – A special service with Evangelist Mark Witt took place on May 23. A total of 28 inmates attended.

McPherson Unit – The McPherson Inmate Council and unit Chaplaincy Services worked together for a Memorial Day Giveaway on May 26. Chaplaincy Services gave 1,051 inmates a white towel and bottle of shampoo while Inmate Council supplied hot dogs, chips, and a drink. Two CRAs and one RCV facilitated the event.

Varner Unit – On May 12, the chapel held a graduation ceremony for the first cohort of inmates attending the Mid-America Seminary College. A total of 17 inmates graduated. Approximately 65 family members, and guests attended the graduation.

ACCREDITATION

ACA Internal Audits Completed:

05/8-05/10 East Arkansas Regional Unit Re-Accreditation
 05/11-05/12 Mississippi Co. Work Release Re-Accreditation

Fire/Safety and Sanitation Independent Audits Conducted by the Fire and Sanitation Coordinator:

05/16-05/18 ORCU Independent Audit
 05/22-05/24 ORCU Independent Audit

VOLUNTEER SERVICES - May 2023

Program Name	Hours
Department Workforce (Cummins)	4
Veteran Administration (EARU)	3
Storybook Project (Grimes)	3
Shebuild Project (McPherson)	3
Storybook Project (Ouachita River)	3
Dance to be Free (Hawkins)	2
DCC Parole (Ester)	2
Storybook Project (Wrightsville)	2
Total	22

MENTAL HEALTH SERVICES

Reduction of Sexual Victimization Program (RSVP) and Sex Offender Treatment Programs (SOFT):

May 2023	Capacity	Beginning Count	Completed	Removed	Admissions	End Count
RSVP	238	237	78	4	79	234
SOFT	30	11	0	0	0	11
Total	268	248	78	4	79	245

There are 1,168 males on the waiting list for RSVP and seven females on the waiting list for SOFT who are within five years of their TE date. Of those, eight inmates are mandated by the Parole Board.

The average time on the waiting list from request is between one and two months for those stipulated.

*The total on the waiting list, including those not currently within the identified timeframe, is 1,485 males and 12 females. Of these, 1,119 are eligible and 378 are ineligible for the program. There are zero PREA inmate in the program at this time.

*Ineligibility is due to being in restrictive housing, having class IV status, or receiving a major disciplinary within the last 60 days.

Therapeutic Community (TC):

May 2023 Unit	Capacity	Beginning Count	Completed	Removed	Admissions	End Count
Tucker	62	59	0	1	2	60
Wrightsville	50	50	5	3	7	49
Total	112	109	5	4	9	109

There are 690 males and 216 females on the waiting list who are within 10 years of their release date. Of those, 14 are mandated by the Parole Board.

The average time on the waiting list from request is 18 days.

*The total on the waiting list, including those not currently within the identified timeframe, is 906 males and 242 females. Of these, 920 are eligible and 228 are ineligible for the program.

*Ineligibility is due to being in restrictive housing, having class IV status, or receiving a major disciplinary within the last 60 days.

MENTAL HEALTH SERVICES, *continued*

Substance Abuse Treatment Program (SATP):

May 2023 Unit	Capacity	Beginning Count	Completed	Removed	Admissions	End Count
Benton	20	18	3	2	7	20
Cummins	45	44	7	5	12	44
Maximum Security	4	4	0	1	0	3
Randall L. Williams	150	140	10	16	34	148
Wrightsville	100	100	9	5	14	100
Total	319	306	29	29	67	315

There are 2,148 males and 162 females on the waiting list who are within five years of their release date. Of those, 86 are mandated by the Parole Board.

The average time on the waiting list from request is 14 days.

*The total on the waiting list, including those not currently within the identified timeframe, is 2,974 males and 214 females. Of these, 2,396 are eligible and 792 are ineligible for the program.

*Ineligibility is due to being in restrictive housing, having class IV status, or receiving a major disciplinary within the last 60 days.

PILOT PROGRAM – Substance User Rehabilitation Services (SURS):

May 2023 Unit	Capacity	Beginning Count	Completed	Removed	Admissions	End Count
McPherson	150	150	16	14	27	147
Grimes	50	50	2	6	7	49
Total	200	200	18	20	34	196

Ouachita River Correctional Unit (ORCU) Residential Program Unit (RPU):

The RPU had two admissions and two discharges in May for an end-of-month count of 120.

McPherson Unit Mental Health Residential Program Unit (RPU):

There were three admissions and three discharges in May for an end-of-month count of 40.

Habilitation Program:

The Habilitation Program at the Ouachita River Correctional Unit provided treatment services to 42 inmates in May. There were zero admissions and zero discharges, which resulted in an end-of-month count of 42.

Anger Management Treatment:

The Anger Management Treatment Program at the Cummins Unit did not provide treatment services to any inmates in May. There were no admissions or discharges, for an end-of-month count of zero.

Suicide:

There were 116 suicidal threats in May. There were 21 attempts, two of which resulted in death.

Staffing:

The following Mental Health Services and Substance Abuse Treatment Program (SATP) positions were vacant in March and May 2023:

Positions	FTEs*	April	May
Psychologists	9	6	6
Psychological Examiners	2	2	2
Social Workers	30	18	18
Licensed Professional Counselors	2	1	1
Rehab Director	1	1	0
Rehab Facility Supervisors	3	1	1
Advisors	57	28	27
Substance Abuse Program Coord.	6	2	2
Substance Abuse Program Leaders	40	6	6
Administrative Specialists	14	2	1
Administrative Analyst	2	0	1
Rehab Program Managers	0	0	0

*FTE refers to authorized Full Time Equivalent positions.

ADDITIONAL MENTAL HEALTH AND MEDICAL INFORMATION, *continued*

Self-Study Classes:

Classes	Number of Participants	Number Completed	Waiting List
Anger Management	164	163	799
Thinking Errors	227	211	682
Substance Abuse Education	146	145	474
Communication Skills	148	148	765
Domestic Violence	69	69	181
Victims of Domestic Violence	48	48	62
Stress Management	150	150	731
Parenting	74	74	240

Outpatient:

There were 2,237 inmates on the mental health medical log at the beginning of May. Mental Health staff conducted the following contacts during the month:

Case Management Contacts	1,629
Requests for Interviews	330
Testing	0
Intakes	536
Unit Requests	1,290
Pre-Lockup Reviews	416
Routine Restrictive Housing Reviews	1,069
Restrictive Housing Rounds	14,725
PREA Evaluations	110
Routine Follow-up	886
834 Requests	47

County Mental Health Requests:

During May, there were 475 requests received of a mental health nature. Of those, two inmates were fast-tracked to ADC.

County Medical Health Requests:

During May, there were 944 requests received of a medical nature. A total of 17 inmates were fast-tracked to ADC.

Medical Contract Reimbursements:

Sanction reimbursements for ADC in April amounted to \$5,950.00.

Deaths:

There were six inmate deaths during the month of May. Three were claimed, three were cremated claimed, zero were not claimed and zero are pending.

Wellpath:

See attachment for Wellpath's report regarding outside beds and emergency room visits.

Medical Grievances:

In May, there were 218 appeals of medical grievances received and 156 appeals were answered. Seven was found to be with merit and one with merit but were resolved.

SEX OFFENDER ASSESSMENT

Assessments Completed:

Risk Level	May	September 1999 through May 2023
Level 1	0	1,226
Level 2	39	9,334
Level 3	13	7,788
Level 4	4	751
Default 3	3	*
Total	59	19,099
<i>*Default Level 3's are included in the total number of Level 3's to date.</i>		

ACIC Numbers:

The total number of sex offenders registered from September 1999 through May 2023:

Compliant	8,828
Delinquent	1,428
Confined	3,597
Out-of-State	4,280
Address Unknown	165
Deported	210
Incapacitated	114
Out of USA	36
Total	18,658

Consistent with current Arkansas law, deceased offenders no longer remain on the registry.

PAWS IN PRISON

May 2023 Unit	Enrolled	Graduated	Foster	Volunteer Hours
Hawkins Unit	5	5	0	0
Maximum Security Unit	7	4	0	2
McPherson Unit	6	5	0	0
North Central Unit	4	4	0	0
Ouachita River Correctional Unit	7	1	0	0
Randall L. Williams Unit	3	3	0	10
Tucker Unit	10	4	2	2
Total	42	26	2	14

Completed Paws in Prison Training:

May 2023 Program Graduates	26
YTD Program Graduates	103
Total Graduates Since Inception (Dec 2011)	2,211
Dogs Currently in Foster (Graduated, but Not Adopted)	2
May 2023 Volunteer Hours	14
YTD Volunteer Hours	50

AGENCY HIGHLIGHTS

MAY 2023

PROMOTIONS

Some of the security promotions during the month of May included:

Benton Unit

- Sgt. James Taylor

Delta Unit

- Sgt. Tiesha Johnson

Maximum Security Unit

- Cpl. LaPorishia Carthan

Ouachita River Unit

- Sgt. Charles Guse
- Sgt. Dusty Leslie
- Sgt. Joshua Montgomery
- Food Prep. Spvr. Jarrod Simmons



Sgt. Joshua Montgomery

North Central Unit

- Sgt. Joe Vincent

Wrightsville Unit

- Sgt. Cortez Carter
- Sgt. Djharion Lee

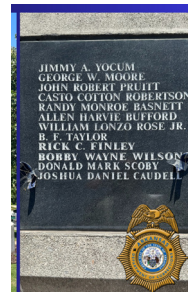
EARU RECEIVES ACA REACCREDITATION

Congratulations to Superintendent Moses Jackson III and the awesome staff at the East Arkansas Regional Unit on their American Correctional Association



(ACA) reaccreditation audit. They received 100% on Mandatory Standards/Best Practices and 99.8% Non-Mandatory Standards/Best Practices. The auditors bragged on the hospitality, cleanliness, medical, the management of the facility and most of all the passion and dedication of the EARU staff. One of the auditors expressed that for such a large facility, the staff makes it look easy.

CAUDELL ADDED TO STATE CAPITOL LAW ENFORCEMENT MEMORIAL



During the 42nd Annual State Peace Officers' Memorial Day Service that was held on May 8, DOC Fallen Officer Sgt. Joshua D. Caudell's name was added to the Arkansas Law Enforcement Officers Memorial at the State Capitol. Sgt. Caudell died in the line of duty February 28, 2022, while searching for a fleeing suspect.

MCWRC RECEIVES ACA REACCREDITATION

Congratulations to Deputy Warden James Dycus and the wonderful staff at the Mississippi County Work Release Center on their American Correctional Association (ACA) Reaccreditation Audit. The Mississippi County Work Release received 100% on Mandatory Standards/Best Practices and 100% on Non-Mandatory Standards/Best Practices. That is a PERFECT Score!!



Release Center on their American Correctional Association (ACA) Reaccreditation Audit. The Mississippi County Work Release received 100% on Mandatory Standards/Best Practices and 100% on Non-Mandatory Standards/Best Practices. That is a PERFECT Score!!

SECRETARY PROFIRI TOURS ADC TRAINING ACADEMY

DOC Secretary Joe Profiri visited cadets and staff at the ADC Training Academy. He let them know their hard work and dedication does not go unnoticed.



AGENCY HIGHLIGHTS, *continued*

ADC EARNS ENGRAVED TORCH

The torch was accepted by Director Payne and Cozette Fuller. Camie Powell, Director of Marketing and Partnership, Special Olympics Arkansas, presented Director Payne and LETR Coordinator Cozette Fuller with a torch



for the long-established partnership with Special Olympics. LETR is the department's biggest fundraiser for SOAR which raised over \$3,000 this year. Cozette Fuller presented the torch to Deangelo Earl, Wrightsville Superintendent, and Chaplain Treasure. The Wrightsville Complex donated \$480.00 towards the cause. Each year the torch will be awarded to the facility with the most donations.

VARNER UNIT GRADUATES FIRST EVER SEMINARY PROGRAM

On May 12, 2023, inmates at the Varner Unit who were enrolled in the Arkansas Department of Corrections Prison Seminary Program reached a milestone, they became the first group of inmates to graduate the program.



ADC HOSTS ANNUAL BALL AND CHAIN GOLF TOURNAMENT

The 2023 ADC Ball and Chain Challenge Golf Tournament, benefiting the Arkansas Association of Correctional Employees Trust (AACET), was held at the Country Club of Arkansas. Proceeds from the annual tournament totaled \$50,000, and will directly support the mission and good work of AACET in providing bereavement and disaster relief, scholarship programs and special events for its members.



DALE REED CELEBRATES 50 YRS WITH ADC

Family members, staff and guests gathered at the Cummins Pavilion for a surprise celebration for Dale Reed's 50th year anniversary with the Division of Correction.



GRIMES UNIT SERGEANT THROWN FROM HORSE

Sgt. Tim Johnson of the Grimes Unit, and he needs our prayers right now. He's one of us, and he has a tough road ahead of him. Sgt. Johnson was thrown from his horse today. He hit the ground on his left side and the impact broke several bones, including his shoulder and hip. He had emergency surgery not long after he arrived at the hospital. But that's just the beginning of what will be a long recovery. We know that he and his family would appreciate all the prayers and help they can get.



AACET SCHOLARSHIP LUNCHEON HELD



Scholarships were given to 50 to DOC employees or their family members including fallen NCU Officer, Sgt. Jeremy Alman's daughter, Kiley Alman during the annual AACET Scholarship Luncheon.

AGENCY HIGHLIGHTS, *continued*



OUACHITA RIVER UNIT HOSTS 50TH ANNUAL GED GRADUATION

Family, friends and staff gathered to watch the 452 graduates from various units receive either their GEDs or college diplomas at the 50th Arkansas Correctional School District (ACSD) Graduation Ceremony. Since the first graduation in 1973, over 26,880 offenders housed in AR DOC facilities have earned their GEDs through the ACSD.



REGIONAL MAINTENANCE PROJECT HIGHLIGHTS

MAY 2023

Mt. Home Regional Clean up

North Central Unit Regional Maintenance



DeRoche Fire Department and Community Center Grounds Clean up

Ouachita River Regional Maintenance



Graceland Cemetery Grounds Clean up

Pine Bluff Complex Regional Maintenance



REGIONAL MAINTENANCE PROJECT HIGHLIGHTS

MAY 2023

Flat Bayou Cemetery Clean up

Tucker Unit Regional Maintenance



Canal Tree Cutting and Clean up

Varner Unit Regional Maintenance



Saline County Fairgrounds Clean up

Wrightsville Complex Regional Maintenance



2023 INFORMAL GRIEVANCE REPORT

Month	BENTON	HAWK/M	HAWK/F	WRTS	EARU & MIX	GRIMES	RLW	MCWR	MCPH	MSU	NCU	PBU	NWA	TU	TRCC	VSMX	VU	CU & CMU	ORCU	Ester	DRU	TOTAL
JAN	1	8	14	40	138	211	26	2	248	74	43	44	0	57	6	296	38	115	94	23	113	1,591
FEB	4	2	14	62	123	238	22	1	256	52	56	38	0	60	1	250	37	150	74	35	77	1,552
MAR	5	4	8	42	153	324	28	0	224	99	64	75	0	84	0	173	44	164	137	47	111	1,786
APR	7	1	13	61	106	264	12	0	245	77	96	61	0	47	0	194	30	122	131	36	136	1,639
MAY	6	4	13	46	168	214	21	0	272	138	87	41	0	42	1	151	56	86	112	27	148	1,633
JUN																						0
JUL																						0
AUG																						0
SEPT																						0
OCT																						0
NOV																						0
DEC																						0
TOTAL	23	19	62	251	688	1,251	109	3	1,245	440	346	259	0	290	8	1,064	205	637	548	168	585	8,201

2023 FORMAL GRIEVANCE REPORT

Month	BENTON	HAWK/M	HAWK/F	WRTS	EARU & MIX	GRIMES	RLW	MCWR	MCPH	MSU	NCU	PBU	NWA	TU	TRCC	VSMX	VU	CU & CMU	ORCU	Ester	DRU	TOTAL
JAN	1	5	4	39	247	127	8	0	86	79	34	29	0	44	0	38	23	84	77	11	63	999
FEB	2	6	3	51	212	163	13	0	83	77	37	22	0	38	0	119	19	100	72	15	41	1,073
MAR	2	4	4	37	246	196	14	0	93	104	48	42	0	58	1	139	32	104	115	21	69	1,329
APR	4	1	9	40	200	154	10	0	94	92	65	52	0	36	2	146	16	101	92	13	86	1,213
MAY	3	0	5	31	284	127	8	0	97	91	57	28	0	24	0	114	36	69	93	11	68	1,146
JUN																						0
JUL																						0
AUG																						0
SEPT																						0
OCT																						0
NOV																						0
DEC																						0
TOTAL	12	16	25	198	1,189	767	53	0	453	443	241	173	0	200	3	556	126	458	449	71	327	5,760

Report includes Pine Bluff Reentry (PBR), Pine Bluff Unit (PBU) and Pine Bluff Work Release (PBW).

INMATE INSTITUTIONAL GRIEVANCE APPEAL REPORT – MAY 2023

	Acknowledged	Rejected	Processed W/O Merit	Processed W/ Merit
Benton Unit	0	0	0	0
Benton Work Release	0	0	0	0
Cummins Unit	13	15	15	0
Cummins Modular Unit	0	0	0	0
Delta Regional Unit	24	2	22	2
East Arkansas Regional Unit	25	2	23	0
East Arkansas Regional Max Unit	89	19	103	1
Ester Unit	0	0	0	0
Grimes Unit	39	10	28	3
Maximum Security Unit	39	8	32	0
Tucker Re-Entry	0	0	0	0
McPherson Unit	11	25	6	0
McPherson Mental Health Residential Program Unit	0	0	0	0
Mississippi County Work Release Center	0	1	0	0
Northwest Arkansas Work Release Center	0	0	0	0
North Central Unit	19	6	24	0
Ouachita River Correctional Unit	20	8	17	0
ORCU Hospital	0	1	0	0
ORCU New Commitment	0	0	0	0
ORCU Mental Health Residential Program Unit	2	0	2	0
Pine Bluff Unit	15	7	5	1
Pine Bluff Re-Entry	0	0	0	0
Randall L. Williams Correctional Facility	7	4	4	0
Texarkana Regional Correctional Center	0	0	0	0
Tucker Unit	12	6	8	0
Varner Super Max	48	36	43	0
Varner Unit	5	7	2	0
Wrightsville Unit	9	4	5	0
Hawkins Center	2	0	2	0
Hawkins for Males	0	0	0	0
Hawkins SPU				
Total	379	161	341	7

ADMISSIONS AND RELEASES – MAY 2023

Admissions	Male	Female	Total
Asian	4	1	5
Black	159	8	167
Caucasian	302	54	356
Hispanic	17	4	21
Native American Indian	3	1	4
Native Hawaiian or Pacific Island	3	0	3
Other	4	0	4
Total	492	68	560

Releases	Male	Female	Total
Asian	3	0	3
Black	111	9	120
Caucasian	223	46	269
Hispanic	9	1	10
Native American Indian	1	0	1
Native Hawaiian or Pacific Island	0	0	0
Other	0	0	0
Total	347	56	403

ADC INMATE POPULATION GROWTH 2000-2028 - MAY 2023

Updated 05/31/2023

Mo.	2000	2001	2002	2003	2004	2005	2006	2007	2008	2009	2010	2011	2012	2013	2014	2015	2016	2017	2018	2019	2020	2021	2022	2023
Jan.	11,984	11,908	12,402	13,015	13,105	13,595	13,481	13,839	14,518	14,796	15,334	16,312	15,134	14,815	17,481	18,142	17,785	17,824	18,201	17,958	17,989	16,119	17,154	17,682
Feb.	12,169	12,022	12,529	13,054	13,166	13,783	13,633	14,012	14,603	14,883	15,374	16,209	14,990	15,008	17,438	18,082	17,625	17,608	17,998	17,846	18,181	16,120	17,077	17,814
March	12,006	12,033	12,299	13,108	13,088	13,418	13,534	13,772	14,580	14,843	15,290	16,095	14,964	14,665	17,395	18,233	17,573	17,666	18,089	17,898	17,860	16,085	16,992	18,075
April	12,069	12,167	12,465	13,213	13,323	13,469	13,554	13,851	14,769	14,937	15,570	16,172	15,124	14,850	17,604	18,703	17,815	17,798	18,227	17,977	17,331	16,250	17,059	18,206
May	12,109	12,384	12,558	13,463	13,556	13,528	13,711	14,146	14,880	15,146	15,694	16,062	15,132	15,074	17,593	18,693	17,769	17,652	17,945	17,817	16,694	16,476	17,229	18,267
June	12,005	12,108	12,439	13,418	13,389	13,251	13,430	13,915	14,700	15,025	15,564	15,554	14,832	14,825	17,340	18,813	17,973	17,963	17,972	17,942	16,552	16,560	17,129	
July	12,030	12,190	12,622	13,509	13,528	13,286	13,560	14,082	14,868	15,195	15,807	15,519	14,879	15,379	17,522	18,870	18,130	18,180	18,005	18,002	16,511	16,638	17,109	
August	12,087	12,371	12,815	13,565	13,632	13,419	13,646	14,224	15,100	15,385	15,829	15,240	14,675	16,103	17,549	18,806	17,919	18,051	17,751	18,090	16,367	16,655	17,274	
September	11,983	12,289	12,774	13,341	13,516	13,237	13,652	14,217	14,850	15,285	16,025	15,172	14,724	16,412	17,605	18,549	18,026	18,179	17,865	17,856	16,215	16,698	17,432	
October	12,119	12,348	12,942	13,341	13,584	13,363	13,775	14,349	14,836	15,381	16,311	15,271	14,856	16,993	17,880	18,430	18,127	18,348	17,943	17,947	16,311	16,821	17,480	
November	12,094	12,408	13,162	13,408	13,706	13,587	13,913	14,437	15,025	15,340	16,460	15,205	14,625	17,168	17,848	17,981	17,573	17,973	17,666	18,060	16,165	16,982	17,521	
December	11,856	12,333	12,845	13,106	13,470	13,338	13,728	14,315	14,716	15,199	16,204	15,062	14,654	17,235	17,874	17,707	17,537	18,078	17,799	17,759	16,094	17,023	17,648	
Net Ann. Inc.	29	477	512	261	364	-132	390	587	401	483	1,005	-1,142	-408	2,581	639	-167	-170	541	-279	-40	-1,665	929	625	619
Avg. Mo. Inc.	2	40	43	22	30	-11	33	49	33	40	84	-95	-34	215	53	-14	-14	45	-23	-3	-139	77	52	124

Population is total jurisdictional count at end of each month. Population at end of month December 1999 was 11,827.

Average monthly population increased for past fifteen years 2008 - 2022 is 18

Average monthly population increased for past ten years Jan. 2013 - Dec 2022 is 25

Average monthly population decreased for past five years 2018 - 2022 is -7

Projected at Growth of 18 per Month

Mo.	2008	2009	2010	2011	2012	2013	2014	2015	2016	2017	2018	2019	2020	2021	2022	2023	2024	2025	2026	2027	2028	2029	
	Actual	Actual	Actual	Actual	Actual	Actual	Actual	Actual	Actual	Actual	Actual	Actual	Actual	Actual	Actual	Actual/Proj	Proj.	Proj.	Proj.	Proj.	Proj.	Proj.	
January	14,518	14,796	15,334	16,312	15,134	14,815	17,481	18,142	17,785	17,824	18,201	17,958	17,989	16,119	17,154	17,682	18,411	18,627	18,843	19,059	19,275	19,491	
February	14,603	14,883	15,374	16,209	14,990	15,008	17,438	18,082	17,625	17,608	17,998	17,846	18,181	16,120	17,077	17,814	18,429	18,645	18,861	19,077	19,293	19,509	
March	14,580	14,843	15,290	16,095	14,964	14,665	17,395	18,233	17,573	17,666	18,089	17,898	17,860	16,085	16,992	18,075	18,447	18,663	18,879	19,095	19,311	19,527	
April	14,769	14,937	15,570	16,172	15,124	14,850	17,604	18,703	17,815	17,798	18,227	17,977	17,331	16,250	17,059	18,206	18,465	18,681	18,897	19,113	19,329	19,545	
May	14,880	15,146	15,694	16,062	15,132	15,074	17,593	18,693	17,769	17,652	17,945	17,817	16,694	16,476	17,229	18,267	18,483	18,699	18,915	19,131	19,347	19,563	
June	14,700	15,025	15,564	15,554	14,832	14,825	17,340	18,813	17,973	17,963	17,972	17,942	16,552	16,560	17,129	18,285	18,501	18,717	18,933	19,149	19,365	19,581	
July	14,868	15,195	15,807	15,519	14,879	15,379	17,522	18,870	18,130	18,180	18,005	18,002	16,511	16,638	17,109	18,303	18,519	18,735	18,951	19,167	19,383	19,599	
August	15,100	15,385	15,829	15,240	14,675	16,103	17,549	18,806	17,919	18,051	17,751	18,090	16,367	16,655	17,274	18,321	18,537	18,753	18,969	19,185	19,401	19,617	
September	14,850	15,285	16,025	15,172	14,724	16,412	17,605	18,549	18,026	18,179	17,865	17,856	16,215	16,698	17,432	18,339	18,555	18,771	18,987	19,203	19,419	19,635	
October	14,836	15,381	16,311	15,271	14,856	16,993	17,880	18,430	18,127	18,348	17,943	17,947	16,311	16,821	17,480	18,357	18,573	18,789	19,005	19,221	19,437	19,653	
November	15,025	15,340	16,460	15,205	14,625	17,168	17,848	17,981	17,573	17,973	17,666	18,060	16,165	16,982	17,521	18,375	18,591	18,807	19,023	19,239	19,455	19,671	
December	14,716	15,199	16,204	15,062	14,654	17,235	17,874	17,707	17,537	18,078	17,799	17,759	16,094	17,023	17,648	18,393	18,609	18,825	19,041	19,257	19,473	19,689	
Net Ann. Inc.	401	483	1,005	-1,142	-408	2,581	639	-167	-170	541	-279	-40	-1,665	929	625	745	216	216	216	216	216	216	216
Ave. Mo. Inc.	33	40	84	-95	-34	215	53	-14	-14	45	-23	-3	-139	77	52	62	18	18	18	18	18	18	18

MONTHLY POPULATION AVERAGES - MAY 2023

Unit/Center	5/1	5/2	5/3	5/4	5/5	5/8	5/9	5/10	5/11	5/12	5/15	5/16	5/17	5/18	5/19	5/22	5/23	5/24	5/25	5/26	5/29	5/30	5/31	AVG
Benton	349	347	346	345	345	343	343	336	338	335	335	335	344	343	342	338	336	335	334	333	333	333	345	340
Cummins	1,978	1,981	1,981	1,976	1,977	1,991	1,991	2,011	2,009	2,001	2,011	2,011	2,004	2,004	2,001	1,995	1,993	1,987	1,994	1,991	1,989	1,989	1,988	1,994
Delta	626	626	626	626	626	625	622	621	618	619	612	618	617	624	624	625	625	624	620	618	616	616	613	621
East AR Reg	1,611	1,611	1,612	1,612	1,611	1,610	1,606	1,605	1,602	1,600	1,599	1,599	1,616	1,638	1,651	1,651	1,649	1,651	1,645	1,644	1,639	1,639	1,638	1,623
Ester	574	572	568	576	572	564	569	566	565	561	563	562	568	577	574	572	576	568	574	569	568	568	566	569
Grimes	1,074	1,073	1,073	1,073	1,085	1,083	1,089	1,105	1,104	1,104	1,099	1,094	1,094	1,094	1,095	1,091	1,089	1,100	1,100	1,100	1,099	1,099	1,099	1,092
Max Sec	569	569	569	567	566	565	564	564	563	563	565	565	565	563	563	564	564	562	561	561	560	560	560	564
McPherson	1,048	1,046	1,045	1,049	1,048	1,050	1,050	1,054	1,051	1,047	1,050	1,051	1,053	1,046	1,050	1,049	1,049	1,050	1,054	1,049	1,049	1,049	1,044	1,049
MCWRC	156	156	156	156	156	156	156	156	156	156	156	158	172	171	171	173	172	172	172	172	172	172	172	164
N Central	836	835	840	837	833	830	858	855	855	854	852	851	860	861	861	860	861	869	864	862	871	871	870	854
NWAWRC	100	98	98	100	100	100	100	100	100	100	100	100	100	99	100	100	100	99	100	100	100	100	100	100
Ouachita River	1,852	1,849	1,844	1,843	1,841	1,845	1,842	1,827	1,828	1,830	1,838	1,844	1,821	1,849	1,844	1,852	1,857	1,855	1,856	1,856	1,858	1,858	1,839	1,845
Randall L Williams	527	537	530	528	535	534	542	540	546	555	554	554	549	550	546	547	543	547	546	546	548	548	545	543
Pine Bluff	543	543	547	548	545	552	551	554	552	554	552	551	557	553	551	553	553	555	552	552	550	550	550	551
PB Reentry	54	54	54	54	54	54	54	54	54	54	54	53	53	53	53	52	52	52	52	51	53	53	53	53
TRCC	134	134	134	134	134	133	133	133	133	133	133	133	132	132	131	134	134	131	131	131	133	133	133	133
Tucker	617	618	618	616	616	629	629	631	631	630	629	629	620	624	624	624	624	625	626	624	624	624	624	624
Varner	1,650	1,649	1,648	1,647	1,646	1,646	1,645	1,681	1,680	1,680	1,679	1,681	1,679	1,671	1,671	1,673	1,681	1,683	1,685	1,683	1,682	1,682	1,681	1,670
Wrightsville	863	857	858	863	858	859	860	855	855	853	862	861	860	860	861	851	850	850	859	861	859	859	856	858
WR Hawkins-Females	249	248	252	250	250	249	249	252	251	251	251	249	249	248	249	248	248	248	247	247	247	247	249	249
WR Hawkins-Males	200	200	200	199	198	197	196	199	199	199	199	199	199	200	199	197	197	200	199	198	198	198	198	199
Total ADC	15,610	15,603	15,599	15,599	15,596	15,615	15,649	15,699	15,690	15,679	15,693	15,698	15,712	15,760	15,761	15,749	15,753	15,763	15,772	15,748	15,748	15,748	15,721	15,695
ALETA	18	18	18	18	18	18	18	18	18	18	18	18	18	18	18	18	18	18	18	18	18	18	18	18
Ar State Police	62	62	61	62	65	65	65	65	64	64	64	64	63	63	63	62	62	62	62	62	62	62	61	63
Co Jail / M	2,051	2,041	2,045	2,047	2,058	2,038	2,029	2,004	2,023	2,040	2,043	2,034	2,041	2,015	2,047	2,030	2,012	1,972	1,953	1,952	1,960	1,960	1,961	2,015
Co Jail / F	173	174	171	163	162	161	165	166	173	182	178	172	178	181	175	176	181	181	176	174	178	178	180	174
Total Co Jail BK	2,224	2,215	2,216	2,210	2,220	2,199	2,194	2,170	2,196	2,222	2,221	2,206	2,219	2,196	2,222	2,206	2,193	2,153	2,129	2,126	2,138	2,138	2,141	2,189
309/M	189	189	189	189	189	190	189	187	186	186	184	184	184	182	184	184	183	184	184	188	188	188	188	186
309/F	102	102	103	105	106	107	107	105	106	106	106	106	106	106	106	106	106	106	107	111	111	111	110	106
Total Act 309	291	291	292	294	295	297	296	292	292	292	290	290	290	288	290	290	289	290	291	299	299	299	298	292
Total Non ADC	2,595	2,586	2,587	2,584	2,598	2,579	2,573	2,545	2,570	2,596	2,593	2,578	2,590	2,565	2,593	2,576	2,562	2,523	2,500	2,505	2,517	2,517	2,518	2,562
Total	18,205	18,189	18,186	18,183	18,194	18,194	18,222	18,244	18,260	18,275	18,286	18,276	18,302	18,325	18,354	18,325	18,315	18,286	18,272	18,253	18,265	18,265	18,239	18,257

FISCAL YEAR 2023 COUNTY JAIL BACKUP - MAY 2023

DAY	Jul-22	Aug-22	Sep-22	Oct-22	Nov-22	Dec-22	Jan-23	Feb-23	Mar-23	Apr-23	May-23
1	1,515	1,551	1,671 *	1,781	1,673	1,808 *	1,870	1,809	1,867 *	2,059	2,224
2	* 1,515	1,507	1,683 *	1,781	1,692	1,833	1,863	1,807	1,854 *	2,059	2,215
3	* 1,515	1,538 *	1,683	1,780	1,710 *	1,833	1,863	1,827	1,903	2,057	2,216
4	1,528	1,538 *	1,683	1,791	1,721 *	1,833	1,814 *	1,827 *	1,903	2,061	2,210
5	1,528	1,573	1,687	1,758 *	1,721	1,817	1,794 *	1,827 *	1,903	2,060	2,220
6	1,527 *	1,573	1,686	1,762 *	1,721	1,784	1,767	1,880	1,928	2,070 *	2,220
7	1,554 *	1,573	1,725	1,771	1,740	1,789 *	1,767	1,896	1,936	2,042 *	2,220
8	1,551	1,556	1,717 *	1,771	1,736	1,814 *	1,767	1,876	1,872 *	2,042	2,199
9	* 1,551	1,550	1,742 *	1,771	1,760	1,786	1,781	1,826	1,909 *	2,042	2,194
10	* 1,551	1,548 *	1,742	1,797	1,806 *	1,786	1,746	1,809	1,920	2,077	2,170
11	1,528	1,587 *	1,742	1,751	1,806 *	1,786	1,750 *	1,809 *	1,920	2,087	2,196
12	1,538	1,604	1,774	1,770 *	1,806	1,783	1,762 *	1,809 *	1,920	2,109	2,222
13	1,522 *	1,604	1,800	1,738 *	1,806	1,814	1,773	1,844	1,935	2,128 *	2,222
14	1,534 *	1,604	1,771	1,721	1,805	1,793 *	1,773	1,812	1,931	2,145 *	2,222
15	1,533	1,620	1,768 *	1,721	1,785	1,822 *	1,773	1,832	1,951 *	2,145	2,221
16	* 1,533	1,638	1,766 *	1,721	1,798	1,821	1,793	1,795	1,962 *	2,145	2,206
17	* 1,533	1,636 *	1,766	1,718	1,791 *	1,821	1,793	1,797	1,993	2,167	2,219
18	1,510	1,665 *	1,766	1,728	1,765 *	1,821	1,779 *	1,797 *	1,993	2,161	2,196
19	1,525	1,636	1,802	1,689 *	1,765	1,805	1,773 *	1,797 *	1,993	2,171	2,222
20	1,539 *	1,636	1,845	1,709 *	1,765	1,823	1,769	1,826	1,989	2,153 *	2,222
21	1,541 *	1,636	1,876	1,710	1,780	1,822 *	1,769	1,826	2,023	2,186 *	2,222
22	1,587	1,669	1,872 *	1,710	1,805	1,828 *	1,769	1,842	2,032 *	2,186	2,206
23	* 1,587	1,651	1,853 *	1,710	1,815	1,836	1,767	1,833	2,022 *	2,186	2,193
24	* 1,587	1,687 *	1,853	1,692	1,805 *	1,836	1,736	1,868	2,031	2,191	2,153
25	1,574	1,710 *	1,853	1,681	1,805 *	1,836	1,769 *	1,868 *	2,031	2,202	2,129
26	1,590	1,690	1,806	1,704 *	1,805	1,835	1,781 *	1,868 *	2,031	2,195	2,126
27	1,566 *	1,690	1,800	1,671 *	1,805	1,836	1,774	1,889	2,045	2,182 *	2,126
28	1,540 *	1,690	1,812	1,676	1,804	1,860 *	1,774	1,852	2,058	2,190 *	2,126
29	1,525	1,671	1,804 *	1,676	1,808	1,851 *	1,774		2,074 *	2,190	2,138
30	* 1,525	1,655	1,781 *	1,676	1,749	1,870	1,812		2,086 *	2,190	2,138
31	* 1,525	1,652		1,696		* 1,870	1,808		2,059		2,141
Avg Daily Backup	1,541	1,617	1,771	1,730	1,772	1,821	1,784	1,834	1,970	2,129	2,191

Notes: Totals do not include 309 Contracts in County Jails (maximum of 336)

County Jail Back-up Average for May 2023 - 2,191

County Jail Back-up Fiscal Year Average as of May 31, 2023 - 1,833

Short-Term Revocation Program Average for May 2023 - 561

Short-Term Revocation Fiscal Year Average as of May 31, 2023 - 514

STTG UNIT COUNTS – MAY 2023

Unit	Beginning Total	Confirmed	Suspected	In	Out	Paroled	Removed	Ending Total	Total Unit Population	Unit % of STTG's
Benton	88	1	0	6	7	6	0	82	337	24.33%
Cummins	660	0	0	77	58	7	0	672	1,991	33.75%
Delta	202	1	0	14	14	0	0	203	613	33.12%
EARU	686	0	0	35	8	8	0	705	1,638	43.04%
Ester	111	0	0	35	10	5	0	131	566	23.14%
Grimes	366	2	0	29	8	9	4	376	1,098	34.24%
Hawkins	53	0	0	6	4	0	0	55	444	12.39%
Max	277	0	0	9	5	7	0	274	560	48.93%
Mcperson	52	8	0	1	0	2	11	48	1,050	4.57%
MCWR	45	0	0	5	2	1	0	47	172	27.33%
NCU	281	0	0	21	19	11	0	272	870	31.26%
NWAWR	27	0	0	0	3	0	0	24	99	24.24%
ORCU	297	0	0	51	27	12	0	309	1,567	19.72%
ORCU Intake	80	121	0	0	112	0	0	89	287	31.01%
Pine Bluff	184	0	0	29	20	0	0	185	603	30.68%
RLW	204	0	0	23	5	0	0	200	544	36.76%
TWR	43	0	0	3	3	0	0	43	133	32.33%
Tucker	209	0	0	15	16	2	0	206	621	33.17%
Varner	709	1	0	48	36	2	0	720	1,681	42.83%
Wrightsville	300	0	0	17	11	4	0	302	856	35.28%
Total	4,874	134	0	424	368	76	15	4,943	15,730	31.42%

ORCU Intake brought in 121 new STTG members into ADC last month.

STTG DISCIPLINARY REPORT – MAY 2023

Unit	STTG Incidents	STTG Suspected Incidents	Total Unit Disciplinary	Disciplinary Involving STTG	Percentage
Benton	0	0	15	4	26.67%
Cummins	0	0	279	132	47.31%
Delta	0	0	99	65	65.66%
EARU	0	0	144	85	59.03%
Easter	0	0	22	7	31.82%
Grimes	0	0	227	113	49.78%
Hawkins	0	0	17	1	5.88%
Max	0	0	59	36	61.02%
Mcperson	0	0	147	5	3.40%
MCWR	0	0	1	1	100.00%
NCU	4	0	122	50	40.98%
NWAWR	0	0	1	0	0.00%
ORCU	0	0	97	39	40.21%
ORCU Intake	0	0	6	4	66.67%
Pine Bluff	0	0	22	7	31.82%
RLW	0	0	55	27	49.09%
TWR	0	0	2	1	50.00%
Tucker	0	0	90	39	43.33%
Varner	0	0	248	149	60.08%
Wrightsville	0	0	136	68	50.00%
Total	4	0	1,789	833	46.56%

STTG COUNTS BY STTG SET – MAY 2023

STTG Set	Benton	Cummins	Delta	EARU	Ester	Grimes	Hawkins	Max	McPherson	MCWR	NCU	NWAWR	ORCU	Intake	PB	RLW	TWR	Tucker	Varner	Wrightsville	Total
Asian	1	1	1	0	1	0	0	0	0	0	1	0	1	0	0	1	0	0	1	0	8
Bloods	18	147	32	145	21	81	8	60	4	4	42	4	47	12	32	31	9	31	159	51	938
Crips	10	76	27	91	19	42	7	40	4	5	29	2	32	9	21	21	2	20	104	35	596
Folk	4	65	0	55	29	36	6	31	1	1	11	8	28	10	11	6	3	10	80	21	416
GD	16	152	17	182	0	77	8	59	12	12	73	0	73	6	40	51	10	57	150	70	1,065
Mexican	3	23	7	18	4	14	2	6	2	4	7	1	11	2	7	9	0	8	25	11	164
Motorcycle	0	3	1	2	0	0	0	1	1		3	1	2	0	1	0	0	0	2	2	19
Other	4	11	16	22	6	10	2	8	4	1	14	0	18	5	7	12	1	8	16	9	174
People	1	30	9	29	2	18	3	17	3	1	12	0	10	4	8	9	2	9	6	10	183
Unknown	0	16	5	6	3	1	2	1	0	0	1	0	0	0	0	0	1	2	6	10	54
W/S	15	66	55	49	45	47	7	8	7	11	32	3	46	19	40	26	4	27	78	38	623
AB	0	8	2	5	0	2	0	1	1	1	7	2	3	1	0	4	1	2	18	6	64
AC	1	8	7	15	0	4	0	4	2	1	2	1	4	2	3	4	1	5	12	3	79
NAE	3	35	10	36	0	19	3	16	5	4	16	1	15	8	2	11	3	9	28	12	236
WAR	6	31	14	50	1	25	7	22	2	2	22	1	19	11	13	15	6	18	35	24	324
Total	82	672	203	705	131	376	55	274	48	47	272	24	309	89	185	200	43	206	720	302	4,943

Key:

GD = Gangster Disciples

W/S = White Supremacist

NAE = New Aryan Empire

WAR = White Aryan Resistance

AC = Aryan Circle

AB = Aryan Brotherhood

ADC INPATIENT AND EMERGENCY ROOM UTILIZATION

ACC Inpatient Statistics Past 12 Months per 1,000 Inmates

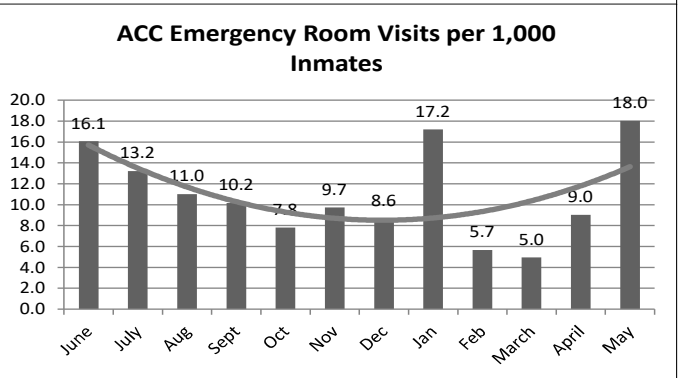
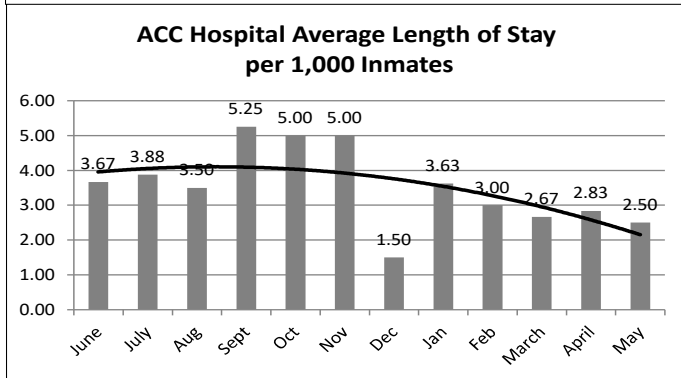
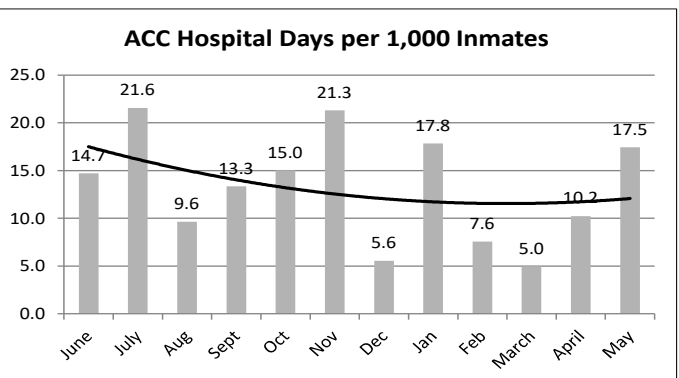
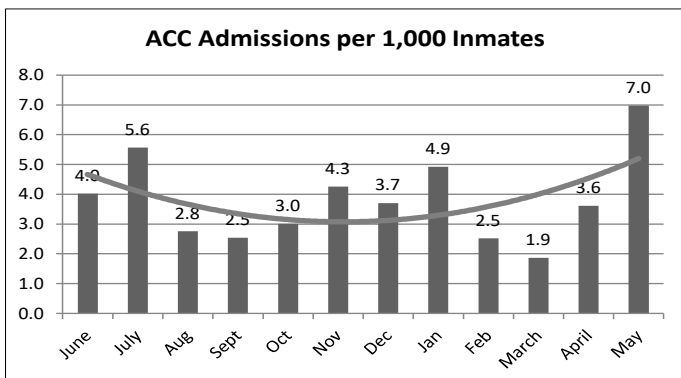
	2022							2023					Average
	June	July	Aug	Sept	Oct	Nov	Dec	Jan	Feb	March	April	May	
Admissions	4.0	5.6	2.8	2.5	3.0	4.3	3.7	4.9	2.5	1.9	3.6	7.0	4
Hospital Days	14.7	21.6	9.6	13.3	15.0	21.3	5.6	17.8	7.6	5.0	10.2	17.5	15
Average Length of Stay	3.67	3.88	3.50	5.25	5.00	5.00	1.50	3.63	3.00	2.67	2.83	2.50	4

ACC Emergency Room Visits Past 12 Months per 1,000 Inmates

	2022							2023					Average
	June	July	Aug	Sept	Oct	Nov	Dec	Jan	Feb	March	April	May	
Emergency Room Visits	16.1	13.2	11.0	10.2	7.8	9.7	8.6	17.2	5.7	5.0	9.0	18.0	11

ACC Population Past 12 Months

	2022							2023					Average
	June	July	Aug	Sept	Oct	Nov	Dec	Jan	Feb	March	April	May	
Population	1494	1437	1452	1574	1663	1643	1621	1626	1588	1612	1660	1719	1591



MEDICAL GRIEVANCE BOARD REPORT – MAY 2023

Unit	<i>Acknowledged/Received</i>	<i>Rejected</i>	<i>Reviewed & Signed by Dep Director</i>	<i>With Merit</i>	<i>With Merit, but Resolved</i>	<i>% With Merit</i>	<i>Without Merit</i>
Benton	0	0	0	0	0	0.0%	0
CMU	2	1	0	0	0	0.0%	0
Cummins	16	4	9	0	1	11.1%	8
Delta	8	1	7	0	0	0.0%	7
EARU	28	1	18	0	0	0.0%	18
EARU Max	23	1	15	1	0	6.7%	14
Ester	1	1	0	0	0	0.0%	0
Grimes	18	2	19	0	0	0.0%	19
Hawkins	0	0	0	0	0	0.0%	0
McPherson	15	0	3	0	0	0.0%	3
MCWRC	0	0	0	0	0	0.0%	0
MSU	30	0	19	1	0	5.3%	18
North Central	9	1	11	1	0	9.1%	10
NWAWRC	0	0	0	0	0	0.0%	0
Ouachita	13	5	8	1	0	12.5%	7
Pine Bluff	12	1	5	0	0	0.0%	5
Randall L. Williams	0	0	0	0	0	0.0%	0
SNN	1	0	0	0	0	0.0%	0
TRCC	0	0	0	0	0	0.0%	0
Tucker	8	0	15	0	0	0.0%	15
Varner	12	1	13	2	0	15.4%	11
Varner Super Max	17	3	14	1	0	7.1%	13
WRU	5	0	0	0	0	0.0%	0
WHM	0	0	0	0	0	0.0%	0
WWR	0	0	0	0	0	0.0%	0
Total	218	22	156	7	1	5.13%	148

CHAPLAINCY

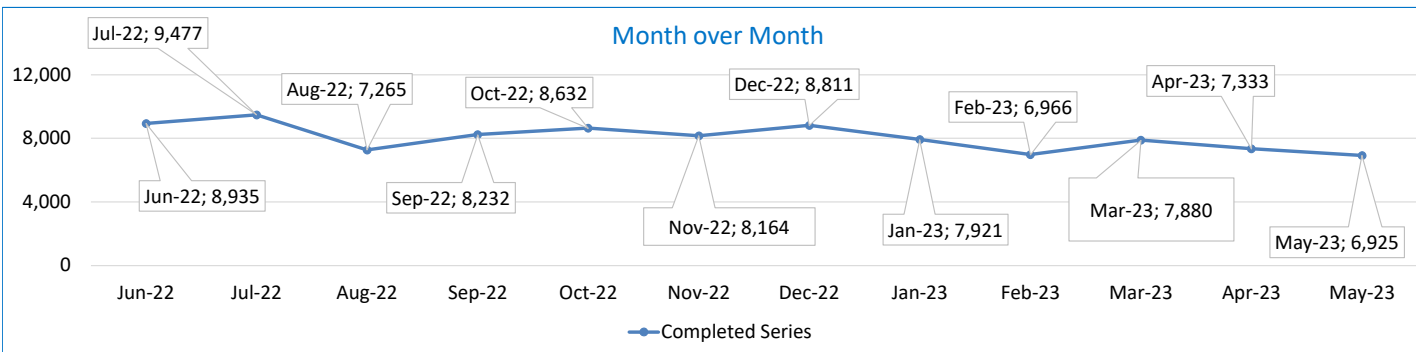
Month: May Year: 2023	CUMMINS	DELTA REGIONAL	EAST ARKANSAS	EAST ARKANSAS MAX	ESTER	GRIMES	HAWKINS	MAXIMUM	MCPHERSON	NORTH CENTRAL	OUACHITA RIVER	PINE BLUFF	RANDALL L. WILLIAMS	TUCKER	VARNER	VARNER MAX	WRIGHTSVILLE	TOTAL	
Services Chaplains Oversaw																			
Christian																			
Population	7	4	3	0	4	1	1	3	4	10	7	4	12	3	12	0	1	76	
Segregation	0	0	0	0	0	0	0	3	0	0	0	0	0	0	0	0	0	3	
Muslim																			
Population	0	4	3	0	4	4	0	4	4	4	4	2	4	0	4	0	0	41	
Segregation	0	0	0	0	0	0	0	4	0	0	0	0	0	0	0	0	0	4	
124																			
Volunteers in Charge																			
Protestant	14	0	3	0	14	7	13	14	16	0	6	19	12	11	0	0	13	142	
Catholic	2	0	0	0	0	0	5	0	2	2	5	1	1	0	4	0	4	26	
Muslim	0	0	1	0	0	0	0	0	4	4	0	0	0	0	0	0	1	10	
Other	4	9	3	0	1	4	0	2	6	0	0	0	0	0	10	0	0	39	
Baptism	0	0	4	0	0	0	0	0	0	0	0	0	0	0	3	0	0	7	
Marriages																			
	0	0	0	0	1	0	0	0	0	0	0	0	0	0	0	0	0	1	
Distributed by Chaplains																			
Greeting Cards	31	530	0	0	145	134	0	75	0	105	65	92	46	118	27	234	0	1,602	
Bibles, Quran, Torah, Etc.	35	33	19	24	42	10	260	18	35	16	150	11	4	19	18	26	15	735	
Study Course	0	5	106	63	53	13	80	12	46	0	24	17	10	0	0	0	10	439	
Writing Supplies	0	0	0	0	12	116	100	87	78	0	500	0	18	0	0	0	0	911	
Literature	1,200	87	901	639	126	121	260	67	114	702	350	157	46	302	755	94	310	6,231	
Chaplain's Visits																			
Barracks	63	11	22	0	24	42	20	18	120	42	66	181	19	73	39	58	20	818	
Approximate Hours Spent in Barracks	50	25	4	0	9	12	1	7	21	10	33	18	7	18	10	15	30	270	
Inmate Office visits	31	97	61	0	53	111	51	8	85	119	59	71	8	191	43	0	11	999	
Other Office visits	18	9	4	0	10	28	9	10	18	15	67	51	0	40	63	20	8	370	
Hospital	0	0	0	0	0	0	0	0	0	0	12	0	1	0	0	0	0	13	
Infirmery/Sick Call	4	1	1	1	4	9	0	6	2	4	6	4	2	1	2	3	4	54	
Restrictive/Punitive Housing	9	3	0	11	4	8	5	11	2	5	12	4	2	7	18	19	4	124	
PC - DRU		3																3	
Visitation Days	0	0	0	0	0	0	0	2	0	0	0	0	0	0	0	0	0	2	
Volunteer Visits																			
RCV	0	0	0	0	0	0	0	0	8	0	1	11	0	1	0	0	0	21	
OCV	6	0	11	0	6	4	5	34	19	22	0	6	11	12	0	0	0	136	
Spiritual Advisor	0	0	0	0	0	0	0	0	0	0	0	0	0	0	0	0	0	0	
CRA	42	10	59	6	12	64	79	44	44	11	22	9	43	87	28	10	24	594	
Religious Volunteer Hours																			
Volunteer Hours	73	16	217	11	24	336	84	171	210	505	70	52	54	302	78	36	78	2,317	
Denominational/Volunteer Chaplain Hours	22	2	0	0	20	19	70	30	36	256	16	13	0	64	17	0	38	603	
2,920																			
Other Activities of Chaplain																			
Counseled Employees	2	5	14	0	8	5	4	1	4	4	21	4	4	14	107	0	3	200	
Orientation Sessions	4	0	0	0	0	0	0	0	2	0	0	0	0	0	0	0	0	6	
Free World Devotions	0	0	3	0	4	10	0	0	7	0	10	0	0	4	22	0	0	60	
Spoke in Churches	16	9	5	0	2	0	0	0	0	0	3	2	0	3	22	0	1	63	
Crisis Intervention Sessions	15	5	0	0	0	0	4	1	2	6	16	9	9	8	8	6	3	92	
Marriage Counseling	0	0	0	0	0	2	0	0	1	0	2	0	0	0	0	0	0	5	
Denominational Meeting	0	1	0	0	1	1	0	0	1	0	0	0	0	0	0	0	1	5	
Chaplain's Meeting	1	0	1	0	1	2	2	1	1	1	1	1	0	1	3	0	0	16	
Volunteer Training Session	0	0	0	0	0	0	0	2	0	0	0	0	0	0	0	0	0	2	
Chaplain Transfers																			
	0	0	0	0	0	0	0	0	1	0	0	0	0	0	0	0	0	1	
Chaplain Promotions																			
	0	0	0	0	0	0	0	0	0	0	0	0	0	0	0	0	0	0	
PAL PROGRAM																			
Enrolled at start of month	60	22	48	0	58	49	21	23	56	60	30	0	0	55	50	0	25	557	
Enrolled during the month	5	6	5	0	3	3	3	0	8	11	3	0	0	8	4	0	3	62	
Removed From PAL Program																			
# Paroled	0	0	3	0	2	2	0	0	0	1	1	0	0	0	0	0	1	10	
# Completed	4	2	1	0	0	0	1	0	1	0	1	0	0	1	3	0	0	14	
# Withdrew	0	0	0	0	0	1	0	1	1	2	1	0	0	1	0	0	0	7	
# Removed	1	1	0	0	0	2	0	0	1	1	1	0	0	3	1	0	1	12	
# Transferred	0	2	1	0	1	0	1	0	6	1	0	0	0	0	0	0	1	13	
Total Removed from PAL Program	5	5	5	0	3	5	2	1	9	5	4	0	0	5	4	0	3	56	
Total Enrolled at the End of the Month	60	23	48	0	58	47	22	22	55	66	29	0	0	58	50	0	25	563	
Volunteers In PAL																			
	14	0	8	0	7	9	14	7	46	10	2	0	0	6	0	0	5	128	
Special Events:																			
	1	0	2	0	0	0	0	1	1	0	0	0	0	0	1	0	0	6	

SECURUS VIDEO VISITATION REPORT MAY 2023

AR-DOC SVV Activity Tracker

Total ADP 15,855

Total Visits by Month	Jun-22	Jul-22	Aug-22	Sep-22	Oct-22	Nov-22	Dec-22	Jan-23	Feb-23	Mar-23	Apr-23	May-23
Total (Includes SuperMax)	8,935	9,477	7,265	8,232	8,632	8,164	8,811	7,921	6,966	7,880	7,333	6,925
Target Objective	15,587	15,587	15,587	15,587	15,587	15,587	15,587	15,587	15,587	15,587	15,587	15,587



Completed Visits

Site	Current Month	Previous Month
Benton	117	156
Cummins	516	618
Delta Regional	310	290
East Arkansas Regional	716	767
Ester	246	377
Grimes	545	536
J Aaron Hawkins Sr.	441	442
Tucker Max	358	293
Mcperson	338	334
Mississippi County WRC	110	92
North Central	501	545
NW Arkansas WRC	44	64
Ouachita River	885	882
Pine Bluff Complex	209	282
Randall L Williams	185	156
State Police Barracks	51	68
Texarkana Regional	52	59
Tucker Unit	201	218
Varner	740	761
Wrightsville Unit	335	372
Pine Bluff Re-Entry	25	21
Tucker Re-entry	0	0
Total:	6,925	7,333

Missed by Inmate

Site	Current Month	Previous Month
Benton	12	3
Cummins	32	27
Delta Regional	3	5
East Arkansas Regional	13	38
Ester	28	4
Grimes	6	21
J Aaron Hawkins Sr.	5	5
Tucker Max	4	4
Mcperson	6	15
Mississippi County WRC	3	6
North Central	5	8
NW Arkansas WRC	5	7
Ouachita River	17	15
Pine Bluff Complex	7	1
Randall L Williams	5	2
State Police Barracks	4	7
Texarkana Regional	0	0
Tucker Unit	4	5
Varner	16	30
Wrightsville Unit	3	4
Pine Bluff Re-Entry	0	1
Tucker Re-entry	0	0
Total:	178	208

SECURUS TABLET REPORT MAY 2023

Facility Name	Personal Tablets (All)	\$0	\$5	Community / Inventory	Officer	Total	New Subscriptions
AR DOC - BENTON UNIT	330	100	230	138	8	476	
AR DOC - CUMMINS UNIT	1,315	935	380	807	14	2,136	
AR DOC - DELTA REGIONAL UNIT	452	277	175	406	20	878	
AR DOC - EAST ARKANSAS REGIONAL UNIT	846	568	278	564	10	1,420	
AR DOC - ESTER UNIT	508	345	163	301	20	829	
AR DOC - GRIMES UNIT	722	471	251	541	14	1,277	
AR DOC - J AARON HAWKINS SR CENTER FOR W	414	248	166	189	19	622	
AR DOC - MCPHERSON UNIT	744	458	286	351	17	1,112	
AR DOC - MISSISSIPPI COUNTY WORK RELEASE	173	44	129	71	9	253	
AR DOC - NORTH CENTRAL UNIT	624	388	236	177	10	811	
AR DOC - NW ARKANSAS WORK RELEASE CENTER	100	29	71	18	8	126	
AR DOC - OUACHITA RIVER UNIT	1,252	832	420	682	14	1,948	
AR DOC - PINE BLUFF RE-ENTRY CENTER	53	11	42	24	0	77	
AR DOC - PINE BLUFF UNIT	435	284	151	129	9	573	
AR DOC - RANDALL L WILLIAMS FACILITY	384	232	152	225	15	624	
AR DOC - STATE POLICE BARRACKS	62	39	23	15	3	80	
AR DOC - TEXARKANA REGION CORRECTION CEN	133	34	99	96	10	239	
AR DOC - TUCKER MAXIMUM SECURITY UNIT	225	148	77	380	14	619	
AR DOC - TUCKER RE-ENTRY CENTER	0	0	0	45	2	47	
AR DOC - TUCKER UNIT	456	307	149	335	10	801	
AR DOC - VARNER UNIT	883	617	266	598	21	1,502	
AR DOC - WRIGHTSVILLE UNIT	627	434	193	493	9	1,129	
TOTAL	10,738	6,801	3,937	6,585	256	17,579	

*May new subscription data not available.

CONSTRUCTION BUDGET / STATUS REPORT - JUNE 5, 2023 — [Page 1 of 2]

Fund	Project Description	Approved Budget	Actual Budget Spent	Available Budget	\$ % Complete	Construction % Complete	Notes
700483A	EARU Max Rec Expanded Metal Rec Yard	879,000	855,036	23,964	97%	87%	Construction of the Rec Pens at EARU began on 1/03/2022. We are making great progress with this project. The funds spent on this project is reflective of the engineering fees, material and construction of the panels. 24 pens are complete and delivered to the unit for use. All of the prep work for the remaining 24 pens is complete. Concrete foundation is completed. Erecting panels on-site.
700483A NDC0200	Tucker Max Expanded Metal Rec Yard	8,160,845	1,139,825 -	7,021,020	14%	13%	Final plans submitted to DBA for approval on pre-cast pens. The funds spent on this project is reflective of engineering fees and the material needed to construct the rec pen panels.
700483A	Cummins Expanded Metal Rec Yard	368,617	71,378	297,239	19%	15%	We are constructing the panels on-site. Funds spent on this project is reflective of engineering fees spent against this portion of the overall project. This project is being finalized with the design team and will be submitted to DBA in the following weeks for review and approval.
KBR4Q95	Bullpens	851,999	388,676	463,323	46%	45%	Varner & EARU complete. Installation underway at Max. Locks delivered. Construction of bullpens are on-going.
KBR4Q95	13 & 15 Barracks Door Revisions	174,000	162,098	11,902	93%	93%	All doors and locks installed in 13 Barracks. 15 barracks has been remeasured for quality assurance and we are fabricating the revisions at this time at Central Maintenance. Reworking 5 doors at a time for renovation. On-going.
7004828	Entegrity Energy Improvements Phase 2 at Tucker and Max	18,603,150	18,422,630	180,520	99%	99%	Lighting, plumbing and water are complete at the Max and Tucker Unit. HVAC is finishing up at the Max. Phase II complete. All that is left to perform is the training for the preventive maintenance.
HCA0100 NDC0200	Entegrity Energy Improvements NCU Water Conservation	2,490,173	924,851 148,508	1,416,815	43%	59%	We had a precon meeting on 3/29. In that meeting it was determined that the work on the compound would begin on April 10th. Material has arrived at the unit. We have developed, along with Entegrity, a schedule to ensure that the work is completed by June 30th, 2023.
7004820	Lethal Fence Control for Cummins, Varner SuperMax, Tucker Max, & EARU	1,490,000	922,561	567,439	62%	45%	Material and part delays has driven the delay on project. Funds spent on this project is reflective of design fees and payment for equipment to vendor. The EARU lethal fence upgrade element is complete. The trench is dug and the conduit is ran for Cummins. Trench is being dug now for Max and Varner.
KBSFW18 KBR4Q95	Max Armory	100,000	67,089 23,964	8,946	91%	98%	Funds spent on this project is reflective of material pre-purchased prior to the start of construction. Building is complete and delivered. The only element remaining is the fence surrounding the armory.
7004810	Administrative East Roof Replacement	2,191,441	1,832,566	358,875	84%	100%	Warehouse roof and Admin East have been completed and inspected. The metal flashing and gutters have been installed at the warehouse and Admin East. Buttoning up RLW. Cap metal and gutters complete at the Warehouse. 90% of the cap metal is installed at RLW.
7004810	Central Warehouse Roof Replacement	385,816	231,648	154,168	60%	99%	
7004810	RLW Roof Replacement	2,722,743	1,625,998	1,096,745	60%	95%	
865C 7004820 KBR4Q95	NCU Perimeter Security	600,000	20,625 525,861 6,275	47,239	92%	99%	All equipment for NCU and cameras are operational. Walkthrough at NCU has been completed and vendor is working that punch list.
KBR4N98	Max Re-Entry Generator Project	135,000	16,635	118,365	12%	10%	Plans submitted to DBA. We have received our notice to proceed on this project. Funds spent are reflective of engineering fees and site work at location.
NDC0300	Mississippi County 50 Bed Expansion	2,300,000	28,080	2,271,920	1%	0%	The design firm is completing the final design for review. As soon as that is approved the documents have been processed to DBA for review.
KBR4Q95	NCU Generator	202,000	177,350	24,650	88%	10%	DBA Approved. Generator has arrived. Funds spent on this project is on-call design fees, generator cost and material needed once we are ready for installation. This project is on hold.
7004811	Tucker Riot Gates	700,000	36,503	663,497	5%	0%	Documents are at DBA under review.
7004812	Tucker School Project	1,500,000	13,880	1,486,120	1%	0%	Design and development phase of this project has been completed. The documents for review has been sent over to DBA. Project submittals are under review with the selection committee for the design professional.
KBSHW18	Tucker Water Treatment	1,093,848	173,830	920,018	16%	10%	The original blueprints has been completed and approved. The detail drawings are complete. Submittals has been presented to DBA for final approval. We are awaiting guidance for notice to proceed utilizing the ARPA funds awarded. The funds spent on this project is reflective of engineering and design fees.



CONSTRUCTION BUDGET / STATUS REPORT - JUNE 7, 2023 — [Page 2 of 2]

Fund	Project Description	Approved Budget	Actual Budget Spent	Available Budget	\$ % Complete	Construction % Complete	Notes
<u>Telephone Projects</u>							
Maintenance & Operations	Fire Alarm Upgrades (All Units)	41,000	14,681	26,319	36%	35%	on-going
	Stainless Steel - Kitchen/Shower/Restrooms - All	20,000	15,113	4,887	76%	76%	continual need
	Gates and Fences all units	25,000	24,451	549	98%	98%	on-going
	ACA Maintenance	100,000	96,371	3,629	96%	95%	Working with EARU, MCWR, and NCU with FY23 ACA.
	ADA Projects - All Units	10,000	9,635	365	96%	95%	on-going
	Fast Top Floor Systems (kitchen/laundry/showers all	25,000	12,426	12,574	50%	50%	on-going
	Camera Equipment - All Units	320,000	265,463	54,537	83%	83%	cameras as requested/approved.
	Lock/Riot Gates - All Units	90,500	82,220	8,280	91%	89%	on-going.
	HVAC Units-All Units	70,000	69,760	240	100%	99%	repairing & replacing daily.
	Subtotal	\$ 701,500	\$ 590,122	\$ 111,378			
Capital Projects FY22 Carry Forward	Metal Ceilings	25,000	22,560	2,440	90%	90%	Wrightsville showers are underway.
	ORCU Gravel Pit Operations	35,000	3,768	31,232	11%	10%	on-going.
	Dog Kennel/Horse Stable Malvern	58,000	14,820	43,180	26%	59%	Dog kennel is complete and delivered. Site work has started on horse barn and work on that project will begin as soon as the site is ready for construction. Difference in % complete and construction complete is the use of existing material on Dog Kennel. Material for horse barn is delivered on-site. Site work is being performed at the location. Concrete is being poured on 6/6/2023.
	Emergency Generator - All Units	130,000	41,547	88,453	32%	30%	Cummins East Bldg. generator is delivered. Dedicating resources to install.
	Delta Perimeter Video Surveillance	622,000	160,227	461,773	26%	95%	The Delta project is nearing completion. Installation of the system is complete. The final walkthrough has been performed and the punch list has been delivered to the vendor for immediate attention. Vendor is on-site on 6/5-6/6 to complete the punch list items and set the analytics in the system.
	Roof Repair-Benton	930,700	4,416	212,570	77%	77%	Need repairs at Delta, Varner, Tucker Max and Tucker. Working through repairs with vendor. First two sections are complete at Varner. Lee County Jail is complete. A second crew has been reviewed and approved and will begin at Tucker as soon as the purchase order is delivered.
	Roof Repair-Central Office		4,112				
	Roof Repair-Central Warehouse		4,112				
	Roof Repairs-Cummins		11,400				
	Construction/Maintenance		0				
	Roof Repairs-Delta		3,983				
	Roof Repairs-East Arkansas		52,654				
	Roof Repairs-Max		106,172				
	Roof Repair-Malvern		0				
	Roof Repair - NWAARC		0				
	Roof Repair - PBU		55,048				
	Roof Repair - RLW		0				
	Roof Repairs-Tucker		105,749				
	Roof Repairs-Varner		267,048.01				
	Roof Repairs-Wrightsville		103,437				
Subtotal	\$ 1,800,700		\$ 961,051				
New Projects	Additional Metal Fab	10,000	9,286	714	93%	93%	on-going
	PB Warehouse Drive Replacement	218,000	214,726	3,274	98%	100%	The fuel island portion of this project is 100% complete. Site work for the Central Warehouse Drive will begin April 10, weather permitting. Project Complete.
	Subtotal	\$ 228,000	\$ 224,012	3,988			
	Architect Fees	55,000	38,001	16,999	69%		
Total	\$ 2,785,200	\$ 1,813,186	\$ 972,014				

Notes: Report has not been reconciled against Accountings Reconciled Reports. Tolerance/Deviation is with in 1% of Projected Spending.