



DIVISION OF CORRECTION BOARD REPORT

January 2024

Dexter Payne
Director



POPULATION REPORT

RESEARCH/PLANNING

December 2023 Admissions and Releases – Admissions for December 2023 totaled **508** (431-males and 77-females) while releases totaled **395** (330-males and 65 females) for a net increase in-house of 113 inmates.

Inmate Population Growth/Projection – At the end of December 2023, the jurisdictional population for the Division of Correction totaled **18,503**, representing an increase of **855** inmates since the first of January 2023. At reporting time, calendar year 2023 has seen an average rate of **71** inmates per month, which is up from an average monthly increase of **52** inmates per month during calendar year 2022.

Average County Jail Backup – The backup in the county jails averaged **1,663** inmates per day during the month of December 2023, which was down from the per-day average of **1,844** inmates during the month of November 2023. Of the **1,663** average, short-term revocations accounted for **254** (211 males and 43 females) during the month.

House Bill 1530/Restrictive Housing (RH) - October 31, 2023 through December 31, 2023 –

- There was a 3.4% decrease in overall RH assignments during the fourth quarter of 2023 compared to the third quarter of 2023.
- There was a 1.6% increase in the number of major disciplinarys this quarter.
- There was an increase in those aged 21 or younger and those with an SMI diagnosis who were held in RH, as compared to the third quarter. However, there was a slight decrease in the number of inmates assigned to protective custody and those aged 55 or older.
- There was one suicide during the quarter and a slight decrease in the number of suicide attempts compared to the previous quarter.
- This quarter, there were two deaths of those who were housed in RH, which is a decrease compared to the third quarter.

INSTITUTIONS

INMATE INSTITUTIONAL GRIEVANCES

Inmate Formal/Informal Grievances: During December, a total of 897 formal grievances and 1,332 informal grievances were filed at various units.

Institutional Grievances Appeals: There was a total of 347 appeals of institutional grievances received in December. Of those, 256 were acknowledged and 91 were rejected for various reasons. Of the total, 168 appeals answered, 165 had no merit and three had merit.

FARM DIVISION

December was a slower month around the agriculture division. All farms continued to do field work and drainage work as they could.

Garden production was good with lots of greens being brought into kitchens.

The beef herds started feeding hay in some areas after being able to let the cows graze stockpiled grass from the summer almost an extra month this year.

Milk and eggs are steady with a new flock of pullets moving in February.

Row Crop crews spent time doing preventative maintenance on equipment and repairing what was needed for the upcoming year.

WORK RELEASE RENT REPORT

Unit	December 2023
Benton Unit	\$141,834.00
Mississippi County Work Release	\$106,810.00
Northwest Arkansas Work Release	\$50,512.00
Pine Bluff Work Release	\$44,374.00
Texarkana Regional Correctional Center	\$82,808.00
Wrightsville Hawkins Unit	\$47,014.00
Total	\$473,352.00

REGIONAL MAINTENANCE HOURS

Regional Maintenance Hours	December 2023
Benton Unit	4,269
Delta Regional Unit	2,272
East Arkansas Regional Unit	952
Grimes Unit	2,468
McPherson Unit	1,049
Mississippi County Work Release	876
North Central Unit	7,536
Ouachita River Correctional Unit	5,600
Randall L. Williams Unit	4,528
Texarkana Regional Corr. Ctr.	3,620
Tucker Unit	1,120
Varner Unit	1,960
Wrightsville Unit	3,120
Total Hours	39,370

REENTRY

PROGRAMS - December 2023

Program Name	Beginning Count	Admitted	Removed	Graduated	End Count	Volunteer Hours
Juvenile Program* (RLW)	6	1	0	0*	7	0
Peer Recovery (Esters - DHS)	0	0	0	0	0	0
Release (Ester)	20	5	8	0	17	0
Veterans Program (Ester)	28	0	2	0	26	0
Veterans Program (EARU)	0	0	0	0	0	0
Lifer	0	0	0	0	0	0
TOTAL	54	6	10	0	50	0

*Juvenciles are transferred from the program once they reach the age of 18.

WORKFORCE ALLIANCE FOR GROWTH IN THE ECONOMY (WAGE)

December 2023 Capacity: 120 Unit:	Participants	Status
Delta	24	Active
Ester	0	Not Active
Hawkins	0	Pending Next Class
McPherson	6	Active
North Central	0	Pending Next Class
Ouachita River	16	Active
Tucker	16	Active
Wrightsville	1	Active
TOTAL	63	

WRIGHTSVILLE-HAWKINS PATHWAY TO FREEDOM PROGRAM

December 2023 Capacity: 200	Beginning Count	Enrolled During the Month	Removed	End Count*
Wrightsville-Hawkins PTF	200	10	11	199

ADVANCED PRINCIPLES AND APPLICATIONS FOR LIFE PROGRAM (APAL)

December 2023 Capacity: 86	Beginning Count	Admissions During Mo.	Removed*	End Count
Ester	58	3	3	58
Hawkins	15	0	1	14
TOTAL	73	3	4	72

Advanced PAL is an 18-month reentry program that combines a pre-release curriculum with the PAL program.

*The "Removed" column indicates the number of participants who paroled, completed the program, withdrew from the program, transferred, or were removed from the program for another reason.

THINK LEGACY

December 2023 Capacity: 635 Unit	Beginning Count	Admitted	Graduated	Removed*	End Count
Cummins	14	0	0	0	14
Delta Regional	24	0	0	1	23
East Arkansas Regional	33	0	0	5	28
McPherson	42	0	0	4	38
North Central	40	0	0	1	39
Ouachita River	27	0	0	0	27
Tucker	16	2	0	1	17
TOTAL	196	35	0	12	186

THINK LEGACY VOLUNTEER HOURS = 8

*The "Removed" column indicates the total number of participants who paroled, signed out, transferred, or were removed from the program for any other reason and are no longer in the barracks.

COLLEGE REPORT
December 2023

COLLEGE PROGRAM LOCATIONS	Beginning Count	Admissions During Mo.	Removed During Mo.	End Count	Staff Enrolled
Arkansas State University					
Grimes Unit	22	0	0	22	0
McPherson Unit	41	0	0	41	0
Ashland University					
North Central Unit	12	0	0	12	0
Mid-America Seminary College					
Varner Unit	36	0	0	36	0
Philander Smith College					
East Arkansas Regional Unit	43	0	0	43	0
Tucker Unit	22	0	0	22	0
Southeast Arkansas College					
Cummins Unit	30	0	0	30	0
Delta Unit	19	0	2	17	0
Varner Unit	28	0	1	27	0
Shorter College					
Hawkins Unit	14	0	1	13	0
Ouachita River Unit	16	0	0	16	0
Pine Bluff Complex	45	0	1	44	0
Texarkana Regional	7	0	0	7	0
Wrightsville Unit	13	0	3	10	0
TOTAL	348	0	8	340	0

TRAINING

DIVISION OF CORRECTION
TRAINING - December 2023

BASIC TRAINING DIVISION –

BCOT Class 2023-O, led by instructor Major Joi Harris and Captain Lajoya Norman, graduated on December 8 with a total of 83 cadets.

BCOT Class 2023-P, led by instructor Christina Caldwell, graduated on December 22 with a total of 28 cadets.

IN-SERVICE DIVISION –

There were no in-service classes held by the Training Academy during the month.

eCADEMY –

During December, 531 ADC employees completed a total of 8,995.38 hours of eCADEMY training.

HEALTH/CORRECTIONAL PROGRAMS

CHAPLAINCY SERVICES AND COMMUNITY SPEAKING EVENTS

All Facilities –

The Chaplaincy Division worked throughout the final quarter of 2023 to organize Christmas gift bag distributions at all units. Thanks to the hard work and generosity of statewide volunteers, the partnership of many churches and ministry groups, and the leadership of our staff chaplains, gift bags were provided for all ADC inmates.

Cummins Unit –

Four volunteers sang Christmas carols in the east hall barracks on December 21 while gift bags were being distributed.

East Arkansas Regional Unit –

A five-day revival took place from December 4 through December 8 with a total of 351 inmates attending throughout the event.

Hawkins Unit –

The Community Bible Study group gave a Christmas party to 14 APAL students December 18 to celebrate finishing the study phase of the Book of John. The party was catered by Chick-Fil-A.

Maximum Security Unit –

Chaplain Bourgeois spoke on volunteer and job opportunities in ADC at the 100 Families Pulaski County Youth Violence Coalition on December 7.

CRA Darrel Nelson and Chaplain Bourgeois visited the juvenile offenders at RLW on December 20 and 28 as part of the Chaplaincy Division’s initiative to provide increased direct support to the juvenile offender program and Mrs. Katrina Rowland.

Tucker Unit –

In conjunction with the Christmas gift bag distribution on December 19, Kennet City Worship, a ten-member music group, provided a Christmas service that was attended by 109 inmates.

Varner Unit –

On December 30, Senior Chaplain McDonnell conducted a volunteer recruitment event at The Word and The Spirit Ministry in Pine Bluff.

ACCREDITATION

Classes Taught:

12/08 ACA Quarterly Meeting & Training

VOLUNTEER SERVICES - December 2023

Program Name	Hours
Veteran Affairs (Ester)	3
Passion Unlimited (Ester)	11
Yoga (Varner)	2.5
Total	16.5

MENTAL HEALTH SERVICES

Reduction of Sexual Victimization Program (RSVP) and Sex Offender Treatment Programs (SOFT):

December 2023	Capacity	Beginning Count	Completed	Removed	Admissions	End Count
RSVP	238	236	73	75	77	238
SOFT	30	6	0	0	0	6
Total	268	242	73	75	77	244

There are 829 males on the waiting list for RSVP and zero females on the waiting list for SOFT who are within five years of their TE date. Of those, eight inmates are mandated by the Parole Board.

The average time on the waiting list from request is between one and two months for those stipulated.

*The total on the waiting list, including those not currently within the identified timeframe, is 1,636 males and zero females. Of these, 829 are eligible and 807 are ineligible for the program. There are zero PREA inmate in the program at this time.

***Ineligibility is due to being in restrictive housing, having class IV status, or receiving a major disciplinary within the last 60 days.**

Substance Abuse Treatment Program (SATP):

December 2023	Capacity	Beginning Count	Completed	Removed	Admissions	End Count
Benton	20	20	9	2	11	20
Maximum Security	4	2	0	0	0	2
Total	24	22	9	2	11	22

PILOT PROGRAM – Substance User Rehabilitation Services (SURS):

December 2023	Capacity	Beginning Count	Completed	Removed	Admissions	End Count
Cummins	45	44	5	7	11	43
Grimes	50	49	7	1	8	49
McPherson	150	150	26	7	30	147
Randall L. Williams	150	143	30	7	33	139
Tucker	62	59	18	1	18	58
Wrightsville	150	143	30	15	31	144
Total	607	587	100	38	131	580

For TC/SATP/SURS, there are 2,811 males and 372 females on the waiting list who are within five years of their release date. Of those, 60 are mandated by the Parole Board.

The average time on the waiting list from request is 16 days.

*The total on the waiting list, including those not currently within the identified timeframe, is 3,946 males and 453 females. Of these, 3,242 are eligible and 1,156 are ineligible for the program.

***Ineligibility is due to being in restrictive housing, having class IV status, or receiving a major disciplinary within the last 60 days.**

Ouachita River Correctional Unit (ORCU) Residential Program Unit (RPU):

The RPU had six admissions and one discharge in December for an end-of-month count of 121.

McPherson Unit Mental Health Residential Program Unit (RPU):

There were three admissions and three discharges in December for an end-of-month count of 40.

Habilitation Program:

The Habilitation Program at the Ouachita River Correctional Unit provided treatment services to 43 inmates in December. There were zero admissions and zero discharges, which resulted in an end-of-month count of 43.

Anger Management Treatment:

The Anger Management Treatment Program at the Cummins Unit did not provide treatment services to any inmates in December. There were no admissions or discharges, for an end-of-month count of zero.

Suicide:

There were 117 suicidal threats in December. There were five attempts, one of which resulted in death.

MENTAL HEALTH SERVICES, *continued*

Staffing:

The following Mental Health Services and Substance Abuse Treatment Program (SATP) positions were vacant in August and December 2023:

Positions	FTEs*	November	December
Psychologists	2	0	1
Psychological Examiners	2	0	0
Social Workers	26	5	7
Licensed Professional Counselors	2	0	0
Rehab Director	1	1	1
Rehab Facility Supervisors	3	1	1
Advisors	55	23	25
Substance Abuse Program Coord.	5	1	2
Substance Abuse Program Leaders	40	8	15
Administrative Specialist	10	5	4
Rehab Program Managers	7	7	7

*FTE refers to authorized Full Time Equivalent positions.

Self-Study Classes:

Classes	Number of Participants	Number Completed	Waiting List
Anger Management	100	100	731
Thinking Errors	152	134	624
Substance Abuse Education	82	82	518
Communication Skills	137	137	686
Domestic Violence	31	31	177
Victims of Domestic Violence	28	28	59
Stress Management	98	98	656
Parenting	39	39	228

Outpatient:

There were 2,162 inmates on the mental health medical log at the beginning of December. Mental Health staff conducted the following contacts during the month:

Case Management Contacts	2,016
Requests for Interviews	329
Testing	0
Intakes	546
Unit Requests	1,386
Pre-Lockup Reviews	289
Routine Restrictive Housing Reviews	780
Restrictive Housing Rounds	12,116
PREA Evaluations	67
Routine Follow-up	778
834 Requests	32

County Mental Health Requests:

During December, there were 241 requests received of a mental health nature. Of those, one inmate was fast-tracked to ADC.

County Medical Health Requests:

During December, there were 622 requests received of a medical nature. A total of eight inmates were fast-tracked to ADC.

Medical Contract Reimbursements:

Sanction reimbursements for ADC in November amounted to \$27,400.00.

Deaths:

There were seven inmate deaths during the month of December. Three were claimed, four were cremated and claimed. There were zero not claimed.

Wellpath:

See attachment for Wellpath's report regarding outside beds and emergency room visits.

Medical Grievances:

In December, there were 71 appeals of medical grievances received and 113 appeals were answered. Five were found to be with merit and one with merit but resolved.

SEX OFFENDER ASSESSMENT

Assessments Completed:

Risk Level	December	September 1999 through December 2023
Level 1	1	1,240
Level 2	25	9,556
Level 3	12	7,881
Level 4	1	755
Default 3	0	*
Total	39	19,432

*Default Level 3's are included in the total number of Level 3's to date.

ACIC Numbers:

The total number of sex offenders registered from September 1999 through December 2023:

Compliant	8,929
Delinquent	1,459
Confined	3,741
Out-of-State	4,367
Address Unknown	149
Deported	207
Incapacitated	127
Out of USA	62
Total	19,041

Consistent with current Arkansas law, deceased offenders no longer remain on the registry.

PAWS IN PRISON

December 2023 Unit	Enrolled	Graduated	Foster	Volunteer Hours
Hawkins Unit	5	3	1	0
Maximum Security Unit	8	4	0	0
McPherson Unit	6	0	0	0
North Central Unit	4	1	0	0
Ouachita River Correctional Unit	5	4	0	0
Randall L. Williams Unit	4	0	0	3
Tucker Unit	7	4	0	0
Total	39	16	1	3

Completed Paws in Prison Training:

December 2023 Program Graduates	16
YTD Program Graduates	237
Total Graduates Since Inception (Dec 2011)	2,345
Dogs Currently in Foster (Graduated, but Not Adopted)	1
December 2023 Volunteer Hours	3
YTD Volunteer Hours	85

**AGENCY HIGHLIGHTS
DECEMBER 2023**

PROMOTIONS

Some of the security promotions during the month of December included:

Barbara Ester Unit

- Sgt. Cory McDade
- Sgt. Shelia Lowden

Central Office

- Lt. Jacob Higgins

Cummins Unit

- Sgt. Lakresha Artley-Beard

Delta Regional Unit

- Sgt. Melissa Reynolds

East Arkansas Regional Unit

- Sgt. Gabrielle Foster

Grimes Unit

- Sgt. Ebony Taylor
- Lt. Justin Parker

Ouachita River Unit

- Cpl. Amii Prince
- Fld. Sgt. Gretta Rogers
- Cpl. Myra Kervin
- Sgt. Zachary Hodge

North Central Unit

- Sgt. Lee Ellison

Tucker Unit

- Sgt. Leo Smith


MAKING PROGRESS AT VARNER UNIT SEMINARY SCHOOL

Progress is being made on the AR DOC Seminary School at the Varner Unit. The foundation for the 5,000 square foot school is now in place where seminary students earn a bachelor of arts degree in Christian Studies from the College of Mid-America Baptist Theological Seminary.



CUMMINS STATE FARM ADDED TO HISTORIC REGISTER

The Arkansas Historic Preservation Program (AHPP) added the Cummins State Farm to the Arkansas State Register of



Historic Places as a Historic District during their State Review Board Meeting on December 6, 2023. Cummins was added to the Arkansas Register for its importance

as the oldest prison farm and its importance to reforming the justice system in the state. The Arkansas State Register of Historic Places is the state's official record of those properties, sites, structures, buildings, landscapes areas and objects significant in the history, architecture, and culture of the state of Arkansas and its communities.

FARM ADMINISTRATOR NAMED PRESIDENT OF NAIA

ADC Farm Administrator Davey Farabough on being named President of the National Association of Institutional Agribusiness (NAIA), the professional association for those employed in correctional agriculture. The ADC Farm Division was also highlighted in the NAIA Winter 2023 Newsletter.



REGIONAL MAINTENANCE PROJECT HIGHLIGHTS

DECEMBER 2023

Glen Rose Sports Complex Clean up - December 4:

Ouachita River Unit Regional Maintenance



Dumas Community Playground Installation - December 12:

Varner Unit Regional Maintenance



Arkansas Supreme Court Library Renovations - December 7:

Wrightsville Complex Regional Maintenance



2023 INFORMAL GRIEVANCE REPORT

Month	BENTON	HAWK/M	HAWK/F	WRTS	EARU & MIX	GRIMES	RLW	MCWR	MCPH	MSU	NCU	PBU	NWA	TU	TRCC	VSMX	VU	CU & CMU	ORCU	Ester	DRU	TOTAL
JAN	1	8	14	40	138	211	26	2	248	74	43	44	0	57	6	296	38	115	94	23	113	1,591
FEB	4	2	14	62	123	238	22	1	256	52	56	38	0	60	1	250	37	150	74	35	77	1,552
MAR	5	4	8	42	153	324	28	0	224	99	64	75	0	84	0	173	44	164	137	47	111	1,786
APR	7	1	13	61	106	264	12	0	245	77	96	61	0	47	0	194	30	122	131	36	136	1,639
MAY	6	4	13	46	168	214	21	0	272	138	87	41	0	42	1	151	56	86	112	27	148	1,633
JUN	6	3	55	70	135	198	15	1	290	95	75	46	0	35	1	161	27	151	85	17	136	1,602
JUL	0	12	22	33	146	160	11	0	162	71	79	30	0	47	4	142	33	161	103	25	111	1,352
AUG	1	4	28	66	330	245	15	0	305	77	80	53	0	70	1	150	25	108	148	38	141	1,885
SEPT	3	10	29	80	156	245	13	0	157	51	97	28	1	61	0	149	32	91	96	19	143	1,461
OCT	1	16	11	82	134	212	10	0	201	97	109	32	0	79	1	114	35	76	140	24	162	1,536
NOV	0	15	5	13	251	205	6	0	286	48	75	25	0	76	1	111	36	129	94	19	75	1,470
DEC	0	10	12	75	198	204	12	0	194	39	75	34	0	59	0	118	36	72	76	12	106	1,332
TOTAL	34	89	224	670	2,038	2,720	191	4	2,840	918	936	507	1	717	16	2,009	429	1,425	1,290	322	1,459	18,839

2023 FORMAL GRIEVANCE REPORT

Month	BENTON	HAWK/M	HAWK/F	WRTS	EARU & MIX	GRIMES	RLW	MCWR	MCPH	MSU	NCU	PBU	NWA	TU	TRCC	VSMX	VU	CU & CMU	ORCU	Ester	DRU	TOTAL
JAN	1	5	4	39	247	127	8	0	86	79	34	29	0	44	0	38	23	84	77	11	63	999
FEB	2	6	3	51	212	163	13	0	83	77	37	22	0	38	0	119	19	100	72	15	41	1,073
MAR	2	4	4	37	246	196	14	0	93	104	48	42	0	58	1	139	32	104	115	21	69	1,329
APR	4	1	9	40	200	154	10	0	94	92	65	52	0	36	2	146	16	101	92	13	86	1,213
MAY	3	0	5	31	284	127	8	0	97	91	57	28	0	24	0	114	36	69	93	11	68	1,146
JUN	3	3	15	29	250	112	6	0	109	86	57	40	0	22	1	120	19	96	69	7	75	1,119
JUL	0	4	9	22	264	74	4	0	83	44	37	24	0	36	0	116	16	99	74	11	60	977
AUG	0	4	8	41	204	138	5	0	102	72	46	26	0	53	0	119	12	66	103	22	80	1,101
SEPT	0	2	7	41	218	138	9	0	79	50	53	11	0	46	1	125	21	55	69	6	96	1,027
OCT	0	6	6	50	257	139	4	0	124	91	69	16	0	40	0	102	21	66	84	14	68	1,157
NOV	0	6	1	8	290	103	4	0	124	52	48	10	0	48	0	89	23	59	72	9	35	981
DEC	0	4	1	41	232	94	6	0	78	44	52	24	0	37	0	95	20	47	55	3	64	897
TOTAL	15	45	72	430	2,904	1,565	91	0	1,152	882	603	324	0	482	5	1,322	258	946	975	143	805	13,019

Report includes Pine Bluff Reentry (PBR), Pine Bluff Unit (PBU) and Pine Bluff Work Release (PBW).

INMATE INSTITUTIONAL GRIEVANCE APPEAL REPORT – DECEMBER 2023

	Acknowledged	Rejected	Processed W/O Merit	Processed W/ Merit
Benton Unit	0	0	0	0
Benton Work Release	0	0	0	0
Cummins Unit	12	5	8	1
Cummins Modular Unit	0	0	0	0
Delta Regional Unit	4	1	6	0
East Arkansas Regional Unit	5	3	4	0
East Arkansas Regional Max Unit	93	30	70	1
Ester Unit	0	0	0	0
Grimes Unit	20	17	9	0
Maximum Security Unit	19	5	8	0
Tucker Re-Entry	0	0	0	0
McPherson Unit	36	2	11	0
McPherson Mental Health Residential Program Unit	0	0	0	0
Mississippi County Work Release Center	0	0	0	0
Northwest Arkansas Work Release Center	0	0	0	0
North Central Unit	18	3	13	1
Ouachita River Correctional Unit	7	1	0	0
ORCU Hospital	0	0	0	0
ORCU New Commitment	0	1	0	0
ORCU Mental Health Residential Program Unit	0	0	0	0
Pine Bluff Unit	3	4	0	0
Pine Bluff Re-Entry	0	0	0	0
Randall L. Williams Correctional Facility	0	0	0	0
Texarkana Regional Correctional Center	0	0	0	0
Tucker Unit	8	4	15	0
Varner Super Max	16	8	18	0
Varner Unit	10	4	3	0
Wrightsville Unit	5	3	0	0
Hawkins Center	0	0	0	0
Hawkins for Males	0	0	0	0
Hawkins SPU	0	0	0	0
Total	256	91	165	3

ADMISSIONS AND RELEASES – DECEMBER 2023

Admissions	Male	Female	Total
Asian	3	1	4
Black	144	11	155
Caucasian	261	62	323
Hispanic	20	2	22
Native American Indian	2	0	2
Native Hawaiian or Pacific Island	0	1	1
Other	1	0	1
Unknown	0	0	0
Total	431	77	508

Releases	Male	Female	Total
Asian	2	0	2
Black	111	8	119
Caucasian	199	52	251
Hispanic	17	5	22
Native American Indian	0	0	0
Native Hawaiian or Pacific Island	1	0	1
Other	0	0	0
Unknown	0	0	0
Total	330	65	395

MONTHLY POPULATION AVERAGES - DECEMBER 2023

Unit/Center	12/1	12/4	12/5	12/6	12/7	12/8	12/11	12/12	12/13	12/14	12/15	12/18	12/19	12/20	12/21	12/22	12/25	12/26	12/27	12/28	12/29	AVG
Benton	352	349	349	350	349	349	344	344	343	343	347	347	344	346	349	347	347	347	347	345	349	347
Cummins	1,987	1,984	1,991	1,989	1,992	1,992	1,993	1,991	1,990	1,989	1,989	1,991	1,989	1,991	1,990	1,989	1,986	1,986	1,986	1,988	1,985	1,989
Delta	619	627	628	628	628	628	628	628	629	628	626	622	629	628	631	630	630	630	630	630	632	628
E AR Reg	1,662	1,664	1,662	1,660	1,666	1,666	1,662	1,662	1,662	1,665	1,671	1,671	1,671	1,671	1,669	1,667	1,662	1,662	1,662	1,660	1,657	1,664
Ester	607	606	607	611	613	613	611	611	640	666	699	702	703	699	700	692	693	693	693	692	691	659
Grimes	1,097	1,093	1,091	1,091	1,101	1,101	1,102	1,102	1,102	1,099	1,099	1,096	1,094	1,094	1,105	1,105	1,100	1,100	1,100	1,100	1,088	1,098
Max Sec	582	583	583	583	583	583	583	583	583	583	583	583	583	583	583	583	583	583	583	582	582	583
McPherson	1,039	1,050	1,052	1,052	1,039	1,047	1,045	1,043	1,052	1,047	1,049	1,053	1,051	1,047	1,051	1,054	1,047	1,047	1,047	1,047	1,053	1,048
MCWRC	186	186	186	186	186	185	186	185	186	186	185	185	185	186	186	186	186	186	186	186	186	186
N Central	912	921	930	928	925	933	933	930	931	928	927	934	933	935	945	942	942	942	942	941	942	933
NWAWRC	100	100	100	100	100	100	100	100	100	100	100	99	99	97	98	100	100	100	100	100	100	100
Ouchita River	1,919	1,916	1,923	1,931	1,929	1,930	1,928	1,911	1,918	1,915	1,916	1,923	1,918	1,919	1,915	1,912	1,907	1,907	1,907	1,911	1,920	1,918
Randall L Williams	540	536	544	543	535	539	541	543	548	548	547	545	541	543	538	545	541	541	541	545	549	543
Pine Bluff	537	538	538	535	539	532	540	544	544	543	540	539	535	535	535	533	530	530	530	523	526	536
PB Reentry	54	54	54	54	54	54	54	53	53	53	53	53	53	53	53	54	54	54	54	54	53	54
TRCC	130	129	129	131	133	133	133	134	134	134	134	134	134	134	134	134	134	134	134	134	134	133
Tucker	997	996	994	988	986	990	993	990	1,000	997	1,000	1,002	1,004	1,004	1,003	1,000	1,000	1,000	1,000	1,000	997	997
Vamer	1,695	1,694	1,694	1,701	1,703	1,703	1,699	1,698	1,701	1,701	1,700	1,700	1,698	1,698	1,695	1,697	1,697	1,697	1,697	1,695	1,694	1,698
Wrightsville	870	868	867	866	866	864	859	865	863	866	863	871	868	867	865	861	862	862	862	861	861	865
WR Hawkins-Females	256	256	256	253	256	256	255	253	253	252	255	254	254	255	254	253	256	256	256	256	254	255
WR Hawkins-Males	200	200	200	199	199	199	198	199	199	199	199	198	200	200	200	199	199	199	199	199	198	199
Total ADC	16,341	16,350	16,378	16,379	16,382	16,397	16,387	16,369	16,431	16,442	16,482	16,502	16,486	16,485	16,499	16,483	16,456	16,456	16,449	16,451	16,433	
ALETA	18	18	18	18	18	18	18	18	17	17	17	17	17	17	17	17	17	17	17	17	17	17
Ar State Police	58	58	56	57	57	57	57	57	57	57	57	57	57	57	57	57	57	57	57	57	57	57
Co Jail / M	1,591	1,569	1,535	1,539	1,538	1,554	1,549	1,570	1,517	1,496	1,466	1,445	1,444	1,471	1,493	1,512	1,515	1,515	1,515	1,534	1,541	1,519
Co Jail / F	162	150	152	154	154	146	146	141	136	132	130	128	128	136	137	135	136	136	136	136	129	140
Total Co Jail BK	1,753	1,719	1,687	1,693	1,692	1,700	1,695	1,711	1,653	1,628	1,596	1,573	1,572	1,607	1,630	1,647	1,651	1,651	1,651	1,670	1,670	1,659
309/M	180	179	182	181	177	177	176	175	175	175	174	173	173	174	175	178	180	180	180	180	180	177
309/F	122	122	120	120	120	120	119	119	119	118	118	117	116	120	121	121	120	120	120	120	120	120
Total Act 309	302	301	302	301	297	297	295	294	294	293	292	290	289	294	296	299	300	300	300	300	300	297
Total Non ADC	2,131	2,096	2,063	2,069	2,064	2,072	2,065	2,080	2,021	1,995	1,962	1,937	1,935	1,975	2,000	2,020	2,025	2,025	2,025	2,044	2,044	2,030
Total	18,472	18,446	18,441	18,448	18,446	18,469	18,452	18,449	18,452	18,437	18,444	18,439	18,421	18,460	18,499	18,503	18,481	18,481	18,481	18,493	18,495	18,463

FISCAL YEAR 2023 COUNTY JAIL BACKUP - DECEMBER 2023

DAY		Jul-23		Aug-23		Sep-23		Oct-23		Nov-23		Dec-23
1	*	2,053		2,207		2,062	*	2,009		1,890		1,753
2	*	2,053		2,206	*	2,062		2,016		1,911	*	1,753
3		2,073		2,202	*	2,062		2,004		1,886	*	1,753
4		2,077		2,218		2,052		2,013	*	1,886		1,719
5		2,077	*	2,218		2,052		2,022	*	1,886		1,687
6		2,085	*	2,218		2,054		2,015		1,857		1,693
7		2,120		2,163		2,028	*	2,015		1,867		1,692
8	*	2,120		2,156		2,044	*	2,015		1,862		1,700
9	*	2,120		2,137	*	2,044		2,051		1,848	*	1,700
10		2,139		2,132	*	2,044		2,010		1,855	*	1,700
11		2,103		2,127		2,030		2,033	*	1,855		1,695
12		2,087	*	2,127		2,021		2,050	*	1,855		1,711
13		2,103	*	2,127		1,989		2,030		1,855		1,653
14		2,111		2,119		2,019	*	2,030		1,874		1,628
15	*	2,111		2,116		2,046	*	2,030		1,847		1,596
16	*	2,111		2,120	*	2,046		2,008		1,881	*	1,596
17		2,106		2,122	*	2,046		2,023		1,895	*	1,596
18		2,114		2,147		2,030		2,027	*	1,895		1,573
19		2,144	*	2,147		2,000		2,044	*	1,895		1,572
20		2,146	*	2,147		1,999		2,041		1,867		1,607
21		2,153		2,104		2,046	*	2,041		1,816		1,630
22	*	2,153		2,101		2,057	*	2,041		1,818		1,647
23	*	2,153		2,111	*	2,057		2,058		1,783	*	1,647
24		2,146		2,118	*	2,057		1,956		1,783	*	1,647
25		2,150		2,152		2,035		1,962	*	1,783		1,651
26		2,182	*	2,152		2,026		1,935	*	1,783		1,651
27		2,212	*	2,152		1,992		1,934		1,783		1,651
28		2,225		2,155		1,981	*	1,934		1,781		1,670
29	*	2,225		2,154		2,009	*	1,934		1,778		1,670
30	*	2,225		2,118	*	2,009		1,938		1,755	*	1,651
31		2,187		2,099				1,913			*	1,651
Avg Daily Backup		2,131		2,147		2,033		2,004		1,844		1,663

Notes: Totals do not include 309 Contracts in County Jails (maximum of 336)

County Jail Back-up Average for December 2023 - 1,663

County Jail Back-up Fiscal Year Average as of December 31, 2023 - 1,971

Short Term Revocation Program Average for December 2023 - 254

Short-Term Revocation Program Fiscal Year Average as of December 31, 2023 - 336

STTG UNIT COUNTS – DECEMBER 2023

Unit	Beginning Total	Confirmed	Suspected	In	Out	Paroled	Removed	Ending Total	Total Unit Population	Unit % of STTG's
Benton	86	0	0	12	6	4	0	88	350	25.14%
Cummins	676	0	0	61	53	0	0	684	1,982	34.51%
Delta	225	0	0	16	10	0	0	231	634	36.44%
EARU	741	0	0	26	16	12	0	739	1,665	44.38%
Ester	111	0	0	88	11	7	0	181	690	26.23%
Grimes	401	3	0	30	16	8	0	410	1,088	37.68%
Hawkins	41	0	0	2	2	0	0	40	453	8.83%
Max	307	0	0	4	5	0	0	306	582	52.58%
McPherson	45	0	0	1	4	0	0	42	1,055	3.98%
MCWR	47	0	0	0	0	0	0	47	185	25.41%
NCU	279	1	0	32	9	8	0	295	939	31.42%
NWAWR	23	0	0	2	2	0	0	23	100	23.00%
ORCU	349	0	0	25	26	12	0	336	1,567	21.44%
ORCU Intake	99	85	0	0	103	0	0	81	351	23.08%
Pine Bluff	156	0	0	11	19	3	0	145	582	24.91%
RLW	210	1	0	23	13	10	0	211	542	38.93%
TWR	36	0	0	4	5	0	0	35	129	27.13%
Tucker	269	0	0	22	9	3	12	279	1,003	27.82%
Varner	755	0	0	32	33	5	0	749	1,690	44.32%
Wrightsville	248	0	0	3	7	4	0	240	862	27.84%
Total	5,104	90	0	394	349	76	12	5,162	16,449	31.38%

ORCU Intake brought in 85 new STTG members into ADC last month.

STTG DISCIPLINARY REPORT – DECEMBER 2023

Unit	STTG Incidents	STTG Suspected Incidents	Total Unit Disciplinary	Disciplinary Involving STTG	Percentage
Benton	0	0	7	4	57.14%
Cummins	0	0	335	187	55.82%
Delta	0	0	130	76	58.46%
EARU	0	0	195	121	62.05%
Easter	0	0	20	1	5.00%
Grimes	0	0	121	35	28.93%
Hawkins	0	0	10	0	0.00%
Max	0	0	71	33	46.48%
Mcperson	0	0	149	9	6.04%
MCWR	0	0	4	0	0.00%
NCU	2	0	54	31	57.41%
NWAWR	0	0	0	0	0.00%
ORCU	0	0	85	30	35.29%
ORCU Intake	0	0	12	0	0.00%
Pine Bluff	0	0	58	22	37.93%
RLW	0	0	46	19	41.30%
TWR	0	0	9	3	33.33%
Tucker	0	0	52	19	36.54%
Varner	0	0	237	120	50.63%
Wrightsville	0	0	154	56	36.36%
Total	2	0	1,749	766	43.80%

STTG COUNTS BY STTG SET – DECEMBER 2023

STTG Set	Benton	Cummins	Delta	EARU	Ester	Grimes	Hawkins	Max	McPherson	MCWR	NCU	NWAWR	ORCU	Intake	PB	RLW	TWR	Tucker	Varner	Wrightsville	Total
Asian	2	1	8	1	2	0	0	0	0	0	0	0	0	0	0	0	0	1	1	0	16
Bloods	17	140	45	152	32	85	6	68	5	4	53	4	47	8	25	35	10	39	164	48	987
Crips	11	70	38	90	21	46	5	41	3	5	33	2	33	3	22	22	4	21	109	28	607
Folk	4	65	0	62	33	35	3	38	2	1	15	7	15	6	50	12	1	15	60	22	446
GD	19	150	59	186	12	86	6	64	10	12	80	0	74	18	38	43	5	66	165	48	1,141
Mexican	2	26	7	24	6	14	0	4	2	4	6	1	12	5	5	11	0	12	24	13	178
Motorcycle	0	2	0	1	0	0	0	2	1	0	2	0	2	0	0	0	0	2	1	1	14
Other	3	18	12	20	5	15	2	20	3	1	9	0	23	0	3	9	1	16	18	11	189
People	1	36	6	31	7	16	1	19	2	1	17	0	10	3	8	8	2	11	30	7	216
Unknown	0	13	0	8	3	1	1	2	0	0	1	0	0	10	0	1	2	3	12	5	62
W/S	15	77	49	45	54	41	4	5	6	11	30	8	78	13	32	32	10	43	78	31	662
AB	0	10	1	8	0	2	0	2	1	1	10	1	5	1	2	2	1	5	18	1	71
AC	0	8	5	15	3	10	0	5	2	1	3	0	4	2	0	7	0	7	23	1	96
NAE	5	37	1	42	1	26	4	17	3	4	12	0	15	5	8	15	2	18	25	10	250
WAR	9	31	0	54	2	33	8	19	2	2	24	0	18	7	9	14	2	20	21	14	289
Total	88	684	231	739	181	410	40	306	42	47	295	23	336	81	145	211	35	279	749	240	5,162

Key:

GD = Gangster Disciples

W/S = White Supremacist

NAE = New Aryan Empire

WAR = White Aryan Resistance

AC = Aryan Circle

AB = Aryan Brotherhood

ADC INPATIENT AND EMERGENCY ROOM UTILIZATION

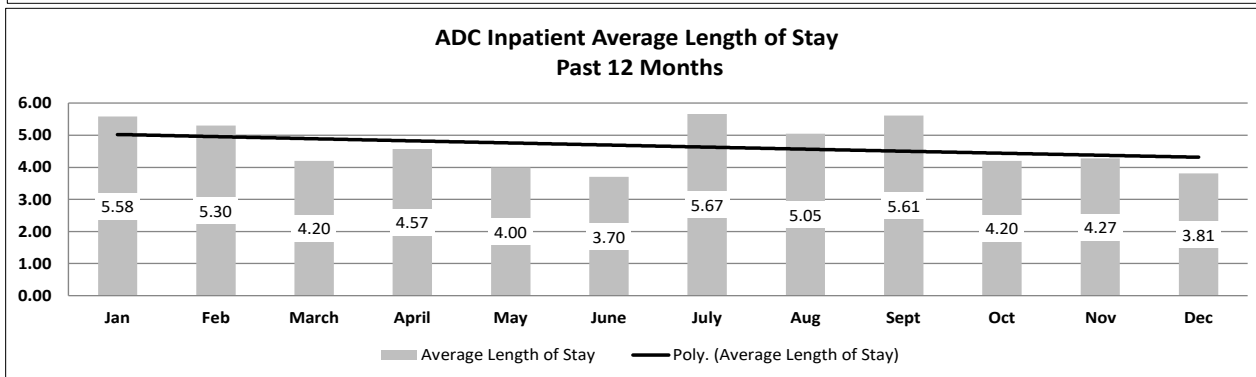
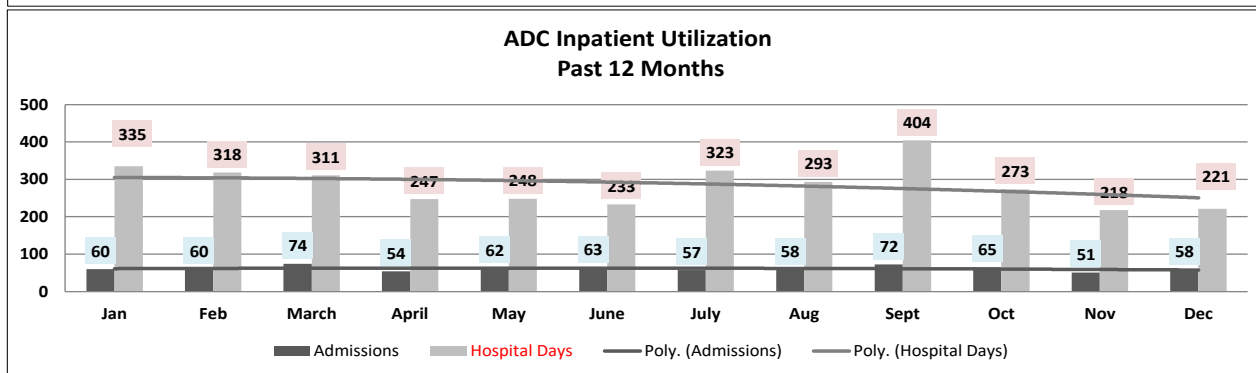
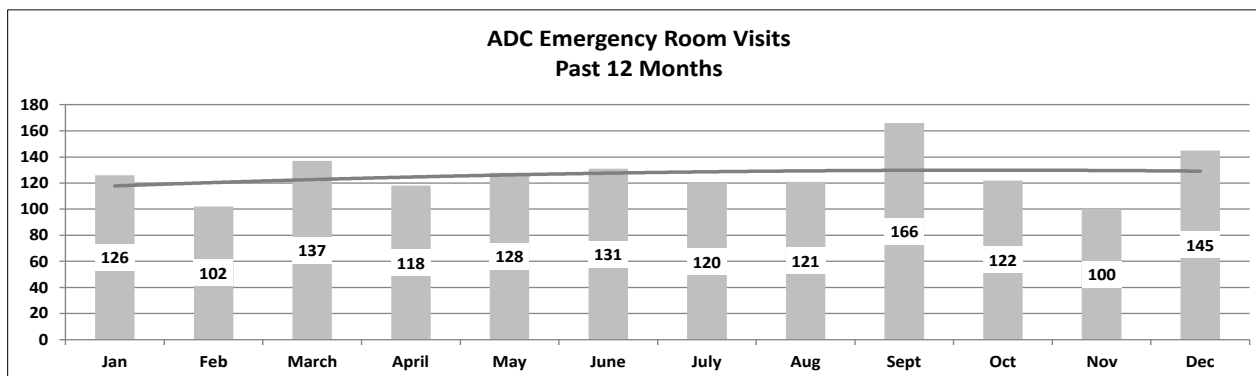
ARKANSAS DEPARTMENT OF CORRECTION INPATIENT AND EMERGENCY ROOM UTILIZATION

ADC Inpatient Statistics Past 12 Months

	2023												Average
	Jan	Feb	March	April	May	June	July	Aug	Sept	Oct	Nov	Dec	
Admissions	60	60	74	54	62	63	57	58	72	65	51	58	61.2
Hospital Days	335	318	311	247	248	233	323	293	404	273	218	221	285.3
Average Length of Stay	5.58	5.30	4.20	4.57	4.00	3.70	5.67	5.05	5.61	4.20	4.27	3.81	4.66

ADC ER Visits Past 12 Months

	2023												Average
	Jan	Feb	March	April	May	June	July	Aug	Sept	Oct	Nov	Dec	
Emergency Room Visits	126	102	137	118	128	131	120	121	166	122	100	145	126.3



MEDICAL GRIEVANCE BOARD REPORT – DECEMBER 2023

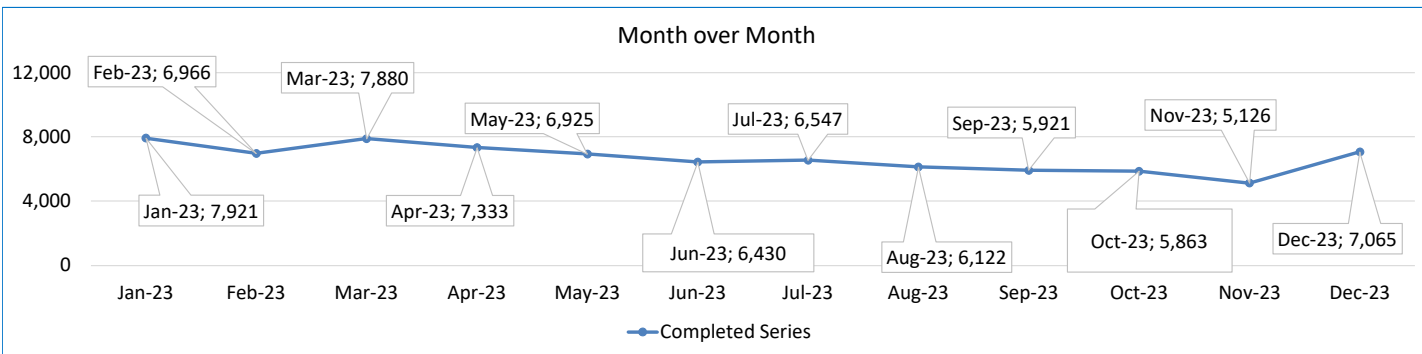
Unit	Acknowledged/Received	Rejected	Reviewed & Signed by Dep Director	With Merit	With Merit, but Resolved	% With Merit	Without Merit
Benton	0	0	0	0	0	0.00%	0
CMU	2	0	0	0	0	0.00%	0
Cummins	9	0	6	0	0	0.00%	6
Delta	0	0	2	0	0	0.00%	2
EARU	10	0	13	0	0	0.00%	13
EARU Max	8	2	13	1	0	7.69%	12
Ester	0	0	1	0	0	0.00%	1
Grimes	6	1	14	1	0	7.14%	13
Hawkins	0	0	0	0	0	0.00%	0
McPherson	1	1	7	0	0	0.00%	7
MCWRC	0	0	0	0	0	0.00%	0
MSU	7	2	12	1	1	16.67%	10
North Central	0	0	6	0	0	0.00%	6
NWAWRC	0	0	0	0	0	0.00%	0
Ouachita	7	0	12	0	0	0.00%	12
Pine Bluff	0	1	0	0	0	0.00%	0
Randall L. Williams	0	0	0	0	0	0.00%	0
SNN	0	0	0	0	0	0.00%	0
TRCC	0	0	0	0	0	0.00%	0
Tucker	8	1	11	1	0	9.09%	10
Varner	7	2	7	0	0	0.00%	7
Varner Super Max	6	0	6	0	0	0.00%	6
WRU	0	0	2	0	0	0.00%	2
WHM	0	0	1	1	0	100.00%	0
WWR	0	0	0	0	0	0.00%	0
Total	71	10	113	5	1	5.31%	107

SECURUS VIDEO VISITATION REPORT DECEMBER 2023

AR-DOC SVV Activity Tracker

Total ADP 16,685

Total Visits by Month	Jan-23	Feb-23	Mar-23	Apr-23	May-23	Jun-23	Jul-23	Aug-23	Sep-23	Oct-23	Nov-23	Dec-23
Total (Includes SuperMax)	7,921	6,966	7,880	7,333	6,925	6,430	6,547	6,122	5,921	5,863	5,126	7,065
Target Objective	15,587	15,587	15,587	15,587	15,587	15,587	15,587	15,587	15,587	15,587	15,587	15,587



Completed Visits

Site	Current Month	Previous Month
Benton	111	79
Cummins	558	434
Delta Regional	249	239
East Arkansas Regional	675	429
Ester	379	265
Grimes	637	403
J Aaron Hawkins Sr.	498	360
Tucker Max	330	256
Mcperson	358	264
Mississippi County WRC	91	63
North Central	507	414
NW Arkansas WRC	25	11
Ouachita River	751	462
Pine Bluff Complex	205	173
Randall L Williams	111	109
State Police Barracks	82	54
Texarkana Regional	26	16
Tucker Unit	290	222
Varner	830	648
Wrightsville Unit	290	184
Pine Bluff Re-Entry	62	41
Tucker Re-entry	0	0
Total:	7,065	5,126

Missed by Inmate

Site	Current Month	Previous Month
Benton	6	2
Cummins	19	21
Delta Regional	4	3
East Arkansas Regional	18	10
Ester	4	15
Grimes	13	3
J Aaron Hawkins Sr.	5	1
Tucker Max	7	7
Mcperson	2	1
Mississippi County WRC	8	9
North Central	2	3
NW Arkansas WRC	0	2
Ouachita River	11	49
Pine Bluff Complex	5	2
Randall L Williams	1	0
State Police Barracks	2	2
Texarkana Regional	6	2
Tucker Unit	4	9
Varner	20	18
Wrightsville Unit	13	3
Pine Bluff Re-Entry	0	1
Tucker Re-entry	0	0
Total:	150	163

**SECURUS TABLET REPORT
DECEMBER 2023**

Agency Name	Personal Tablets (All)	\$0	\$5	Community / Inventory	Officer	Total
AR DOC - BENTON UNIT	349	92	257	198	8	555
AR DOC - CUMMINS UNIT	1,269	844	425	670	14	1,953
AR DOC - DELTA REGIONAL UNIT	418	222	196	243	20	681
AR DOC - EAST ARKANSAS REGIONAL UNIT	839	526	313	678	10	1,527
AR DOC - ESTER UNIT	601	337	264	168	20	789
AR DOC - GRIMES UNIT	685	362	323	779	14	1,478
AR DOC - J AARON HAWKINS SR CENTER FOR W	417	206	211	196	19	632
AR DOC - MCPHERSON UNIT	738	420	318	156	21	915
AR DOC - MISSISSIPPI COUNTY WORK RELEASE	187	37	150	143	9	339
AR DOC - NORTH CENTRAL UNIT	642	329	313	130	10	782
AR DOC - NW ARKANSAS WORK RELEASE CENTER	100	22	78	157	8	265
AR DOC - OUACHITA RIVER UNIT	1,249	733	516	520	14	1,783
AR DOC - PINE BLUFF RE-ENTRY CENTER	51	9	42	23	0	74
AR DOC - PINE BLUFF UNIT	404	246	158	211	9	624
AR DOC - RANDALL L WILLIAMS FACILITY	408	201	207	208	15	631
AR DOC - STATE POLICE BARRACKS	57	30	27	18	3	78
AR DOC - TEXARKANA REGION CORRECTION CEN	129	31	98	99	10	238
AR DOC - TUCKER MAXIMUM SECURITY UNIT	247	141	106	371	14	632
AR DOC - TUCKER RE-ENTRY CENTER	0	0	0	45	2	47
AR DOC - TUCKER UNIT	844	527	317	328	11	1,183
AR DOC - VARNER UNIT	810	554	256	664	23	1,497
AR DOC - WRIGHTSVILLE UNIT	621	389	232	608	9	1,238
	11,065	6,258	4,807	6,613	263	17,941

CONSTRUCTION BUDGET / STATUS REPORT - JANUARY 8, 2024 — [Page 1 of 2]

Fund	Project Description	Approved Budget	Actual Budget Spent	Available Budget	\$ % Complete	Construction % Complete	Notes
700483A	EARU Max Rec Expanded Metal Rec Yard	879,000	861,273	17,727	98%	99%	Construction of the Rec Pens at EARU began on 1/03/2022. We are making great progress with this project. The funds spent on this project is reflective of the engineering fees, material and construction of the panels. Panels are erected and final walk throughs performed. Waiting on locks from the vendor. Once received the project should deliver to the unit.
700483A NDC0200	Tucker Max Expanded Metal Rec Yard	8,160,845	1,142,834 -	7,018,011	14%	13%	Final plans submitted to DBA for approval on pre-cast pens. The funds spent on this project is reflective of engineering fees and the material needed to construct the rec pen panels.
700483A	Cummins Expanded Metal Rec Yard	368,617	72,760	295,857	20%	15%	We are constructing the panels on-site. Funds spent on this project is reflective of engineering fees spent against this portion of the overall project. This project is being finalized with the design team and will be submitted to DBA in the following weeks for review and approval.
HCA0100 NDC0200	Entegrity Energy Improvements NCU Water Conservation	2,490,173	924,851 1,163,469	401,854	84%	90%	All of the water project is complete inside the unit. The only remaining item left is the automatic bar screen. Bar Screen installation currently underway.
2ZV	Fire Suppression	941,252	-	941,252	0%	0%	Vendor has assessed all units and scheduling is being established
7004820	Lethal Fence Control for Cummins, Varner SuperMax, Tucker Max, & EARU	1,490,000	1,143,417	346,583	77%	98%	Material and part delays has driven the delay on project. Funds spent on this project is reflective of design fees and payment for equipment to vendor. The EARU lethal fence upgrade element is complete. Cummins, Max and Varner installation has been completed. Some control work to finish up and training.
7004810	Administrative East Roof Replacement	2,191,441	2,024,110	167,331	92%	100%	Project Scope has been completed. We are awaiting the manufacturer to have their site visit to issue the warranty. We are working with the WD&D and the contractor on liquidatable damages on exceeding days toward completion. Also, we are working with both parties to close out the insurance claims that were experienced during the project.
7004810	Central Warehouse Roof Replacement	385,816	243,877	141,940	63%	100%	
7004810	RLW Roof Replacement	2,722,743	2,377,140	345,602	87%	100%	
865C 7004820 KBR4Q95	NCU Perimeter Security	600,000	20,625 525,861 6,275	47,239	92%	99%	All equipment for NCU and cameras are operational. Walkthrough at NCU has been completed and vendor is working that punch list.
KBR4N98	Max Re-Entry Generator Project	135,000	16,635	118,365	12%	10%	Plans submitted to DBA. We have received our notice to proceed on this project. Funds spent are reflective of engineering fees and site work at location.
NDC0300	Mississippi County 50 Bed Expansion	2,300,000	98,971	2,201,029	4%	3%	The design firm has completed the final design for review. Documents are at DBA for the third time for review after comments satisfied by design firm. Fees are reflective of design fees allowed under the state contract. Being prepared to be put out to bid.
KBR4Q95	NCU Generator	202,000	177,350	24,650	88%	14%	DBA Approved. Generator has arrived. Funds spent on this project is on-call design fees, generator cost and material needed once we are ready for installation. This project is on hold.
7004811	Tucker Riot Gates	700,000	40,154	659,846	6%	0%	Documents are at DBA under review. Fees are reflective of design fees allowed under the state contract.
7004812 School Funds	Tucker School Project	3,000,000	15,250	2,984,750	1%	0%	Design and development phase of this project has been completed. DBA has reviewed the design and answers have been given to complete review. DBA preparing bid documents to be sent out for bidding.
KBSHW18 ARPA 7004829	Tucker Water Treatment	4,825,445	173,830	4,651,615	4%	12%	The original blueprints has been completed and approved. The detail drawings are complete. Submittals has been presented to DBA for final approval. APRA has given authorization to advertise for bids. The funds spent on this project is reflective of engineering and design fees.



CONSTRUCTION BUDGET / STATUS REPORT - JANUARY 8, 2023 — [Page 2 of 2]

Fund	Project Description	Approved Budget	Actual Budget Spent	Available Budget	\$ % Complete	Construction % Complete	Notes
<u>Telephone Projects</u>							
Maintenance & Operations	AC All Units	70,000	33,466	36,534	48%	48%	repairing & replacing daily.
	ACA	100,000	47,785	52,215	48%	48%	Working with Central Office/AE, Max, TA, Grimes, McPherson, Cummins & ORCU
	ADA	10,000	0	10,000	0%	0%	on-going
	Additional Metal Fab	15,000	10,470	4,530	70%	65%	on-going
	Boiler Fund	60,500	27,247	33,253	45%	45%	on-going
	Camera Equipment	320,000	293,137	26,863	92%	88%	cameras as requested/approved.
	Fasttop	15,000	0	15,000	0%	0%	on-going
	Fire Alarm	41,000	26,371	14,629	64%	60%	on-going
	Gates and Fences	25,000	8,013	16,987	32%	32%	on-going
	Locks and Riot Gates	90,000	49,992	40,008	56%	55%	on-going
	Metal Ceilings	20,000	0	20,000	0%	0%	on-going
	ORCU Gravel Pit	15,000	3,931	11,069	26%	26%	on-going
	Stainless Steel	20,000	2,876	17,124	14%	14%	on-going
	Subtotal		\$ 801,500	\$ 503,289	\$ 298,211		

Capital Projects FY23 Carry Forward	Dog Kennel/Horse Stable Malvern	58,000	24,947	33,053	43%	99%	Dog Kennel is complete. Most all of the work on the horse barn has been performed. Project construction is complete. Awaiting Entergy to supply the power to the building.
	Emergency Generator - All Units	100,000	27,929	72,071	28%	28%	on-going
	Roof Repair-Benton	910,700	0	567,340	38%	35%	Need repairs at Delta, Varner, Tucker Max and Tucker, Wrightsville, Pine Bluff, Cummins, NAWAR and McPherson.
	Roof Repair-Central Office		0				
	Roof Repair-Central Warehouse		0				
	Roof Repairs-Cummins		0				
	Construction/Maintenance		0				
	Roof Repairs-Delta		3,993				
	Roof Repairs-East Arkansas		105,585				
	Roof Repairs-Max		103,794				
	Roof Repair-Malvern		0				
	Roof Repair - McPherson		0				
	Roof Repair - PBU		10,889				
	Roof Repair - RLW		0				
	Roof Repairs-Tucker		52,613				
	Roof Repairs-Varner		50,390				
	Roof Repairs-Wrightsville		16,096				
	Subtotal						

Architect Fees	30,000	28,249	1,751	94%
Total	\$ 1,900,200	\$ 927,774	\$ 972,426	