



DIVISION OF CORRECTION BOARD REPORT

February 2024

Dexter Payne
Director



POPULATION REPORT

RESEARCH/PLANNING

January 2024 Admissions and Releases – Admissions for January 2024 totaled **415** (349-males and 66-females) while releases totaled **404** (336-males and 68 females) for a net increase in-house of 11 inmates.

Inmate Population Growth/Projection – At the end of January 2024, the jurisdictional population for the Division of Correction totaled **18,522**, representing an increase of **19** inmates since the first of January 2024. At reporting time, calendar year 2024 has seen an average growth rate of **19** inmates per month, which is down from an average monthly increase of **71** inmates per month during calendar year 2023.

Average County Jail Backup – The backup in the county jails averaged **1,691** inmates per day during the month of January 2024, which was up from the per-day average of **1,663** inmates during the month of December 2023. Of the **1,691** average, short-term revocations accounted for **269** (221 males and 49 females) during the month.

INSTITUTIONS

INMATE INSTITUTIONAL GRIEVANCES

Inmate Formal/Informal Grievances: During January, a total of 1,139 formal grievances and 1,599 informal grievances were filed at various units.

Institutional Grievances Appeals: There was a total of 437 appeals of institutional grievances received in January. Of those, 260 were acknowledged and 177 were rejected for various reasons. Of the total, 219 appeals answered, 216 had no merit and three had merit.

FARM DIVISION

All unit farms took advantage of the down time to complete maintenance repairs of the planting equipment in preparation for the upcoming season. Meanwhile, farm managers met with the seed vendor on a plan to match varieties to soil types, fertility programs and herbicide programs.

The beef herds did well during the freezing snow conditions, but more hay was fed to the cattle during this time.

Dairy production is at an increase of 997 gallons for January 2024 production in comparison to January 2023.

Egg production decreased this month due to the cold temperatures. The new flock of layers will move over the end of February.

The annual garden meeting was held with the highest attendance from all gardens across the state. New ideas on production improvements make it hopeful for a promising year.

REGIONAL MAINTENANCE HOURS

Regional Maintenance Hours	January 2024
Benton Unit	4,350
Delta Regional Unit	1,824
East Arkansas Regional Unit	1,184
Grimes Unit	912
McPherson Unit	936
Mississippi County Work Release	1,320
North Central Unit	4,176
Ouachita River Correctional Unit	5,176
Randall L. Williams Unit	2,695
Texarkana Regional Corr. Ctr.	3,470
Tucker Unit	486
Varner Unit	1,432
Wrightsville Unit	2,016
Total Hours	29,977

WORK RELEASE RENT REPORT

Unit	January 2024
Benton Unit	\$137,184.00
Mississippi County Work Release	\$109,098.00
Northwest Arkansas Work Release	\$61,842.00
Pine Bluff Work Release	\$42,240.00
Texarkana Regional Correctional Center	\$69,366.00
Wrightsville Hawkins Unit	\$46,420.00
Total	\$466,150.00

REENTRY

PROGRAMS - January 2024

Program Name	Beginning Count	Admitted	Removed	Graduated	End Count	Volunteer Hours
Juvenile Program* (RLW)	7	1	0	0*	7	0
Peer Recovery (Esters - DHS)	0	0	0	0	0	0
Release (Ester)	17	5	15	0	2	0
Veterans Program (Ester)	26	0	0	26	0	0
Veterans Program (EARU)	0	0	0	0	0	0
TOTAL	50	5	15	26	9	0

*Juvenciles are transferred from the program once they reach the age of 18.

WORKFORCE ALLIANCE FOR GROWTH IN THE ECONOMY (WAGE)

January 2024 Capacity: 120 Unit:	Participants	Status
Delta	12	Active
Ester	0	Not Active
Hawkins	3	Active
McPherson	0	Pending Next Class
North Central	0	Not Active
Ouachita River	11	Active
Tucker	16	Active
Wrightsville	10	Active
TOTAL	52	

WRIGHTSVILLE-HAWKINS PATHWAY TO FREEDOM PROGRAM

January 2024 Capacity: 200	Beginning Count	Enrolled During the Month	Removed	End Count*
Wrightsville-Hawkins PTF	199	10	12	197

*The "End Count" column includes 11 graduates who remain in the Pathway to Freedom barracks.

ADVANCED PRINCIPLES AND APPLICATIONS FOR LIFE PROGRAM (APAL)

January 2024 Capacity: 86	Beginning Count	Admissions During Mo.	Removed*	End Count
Ester	58	0	0	58
Hawkins	15	1	3	12
TOTAL	73	1	3	70

Advanced PAL is an 18-month reentry program that combines a pre-release curriculum with the PAL program.

*The "Removed" column indicates the number of participants who paroled, completed the program, withdrew from the program, transferred, or were removed from the program for another reason.

THINK LEGACY

January 2024 Capacity: 635 Unit	Beginning Count	Admitted	Graduated	Removed*	End Count
Cummins	14	0	0	6	8
Delta Regional	23	1	0	1	23
East Arkansas Regional	28	0	0	1	27
McPherson	38	0	0	3	35
North Central	39	0	0	2	37
Ouachita River	27	0	0	3	24
Tucker	17	0	0	3	14
TOTAL	186	1	0	19	168

THINK LEGACY VOLUNTEER HOURS = 0

*The "Removed" column indicates the total number of participants who paroled, signed out, transferred, or were removed from the program for any other reason and are no longer in the barracks.

COLLEGE REPORT
January 2024

COLLEGE PROGRAM LOCATIONS	Beginning Count	Admissions During Mo.	Removed During Mo.	End Count	Staff Enrolled
Arkansas State University					
Grimes Unit	0	29	0	29	0
McPherson Unit	0	64	0	64	0
Ashland University					
North Central Unit	16	0	3	13	0
Mid-America Seminary College					
Varner Unit	36	0	0	36	0
Philander Smith College					
East Arkansas Regional Unit	37	0	1	36	0
Tucker Unit	20	0	0	20	0
Southeast Arkansas College					
Cummins Unit	30	17	2	45	0
Delta Unit	17	0	1	16	0
Varner Unit	27	12	1	38	0
Shorter College					
Hawkins Unit	23	0	1	22	0
Ouachita River Unit	16	8	2	22	0
Pine Bluff Complex	43	28	9	62	0
Texarkana Regional	7	0	2	5	0
Wrightsville Unit	16	0	5	11	0
TOTAL	288	158	27	419	0

TRAINING

DIVISION OF CORRECTION
TRAINING - January 2024

BASIC TRAINING DIVISION –

BCOT Class 2023-Q, led by instructor Nicholas Reed and Captain Lajoya Norman, graduated on January 19 with a total of 52 cadets.

IN-SERVICE DIVISION –

There were two in-service classes held by the Training Academy during the month.

eCADEMY –

During January, 768 ADC employees completed a total of 15,718.74 hours of eCADEMY training.

HEALTH/CORRECTIONAL PROGRAMS

CHAPLAINCY SERVICES AND COMMUNITY SPEAKING EVENTS

Cummins Unit –

The national chaplaincy endorser for the Assemblies of God, Chaplain Dean Odell visited Cummins Unit on January 24 and 25. He spent time with Sr. Chaplain Babcock making rounds, instructing in PAL, and preaching in two Chapel services. A PAL graduation ceremony honoring 31 graduates took place on January 25.

East Arkansas Regional Unit –

Twenty inmates graduated PAL on January 24 with guest speaker former Senior Chaplain Arlen Parham.

Ouachita River Unit –

Senior Chaplain Flora (ORCU) and Chaplain Pearson (Tucker) partnered with leadership from the Church of Christ in Arkansas to host a volunteer training and information event at Windsong Church of Christ in Little Rock. There were 30 volunteers in attendance.

Pine Bluff Unit –

Chaplain Shelton and three volunteers conducted a baptism service in which eight PBU residents were baptized.

ACCREDITATION

ACA Internal Audits Completed:

- 01/03-01/07 ACA Conference and Panel Hearing - Central Office
- 01/25 MAX Pore-Audit

Classes Taught:

Fire/Safety and Sanitation independent audits conducted by the Fire/Safety and Sanitation Coordinator:

- 01/08 Grimes Unit
- 01/09 Training Academy
- 01/30-01/31 Max Unit

VOLUNTEER SERVICES - January 2024

Program Name	Hours
Veteran Affairs (Ester)	3
Passion Unlimited (Ester)	2
NTI (NWARC)	4
Yoga (Varner)	4.75
Total	13.75

MENTAL HEALTH SERVICES

Reduction of Sexual Victimization Program (RSVP) and Sex Offender Treatment Programs (SOFT):

January 2024	Capacity	Beginning Count	Completed	Removed	Admissions	End Count
RSVP	238	236	73	75	77	238
SOFT	30	6	0	0	0	6
Total	268	242	73	75	77	244

There are 820 males on the waiting list for RSVP and zero females on the waiting list for SOFT who are within five years of their TE date. Of those, six inmates are mandated by the Parole Board.

The average time on the waiting list from request is between one and two months for those stipulated.

*The total on the waiting list, including those not currently within the identified timeframe, is 1,576 males and zero females. Of these, 820 are eligible and 756 are ineligible for the program. There are zero PREA inmate in the program at this time.

*Ineligibility is due to being in restrictive housing, having class IV status, or receiving a major disciplinary within the last 60 days.

Substance Abuse Treatment Program (SATP):

January 2024	Capacity	Beginning Count	Completed	Removed	Admissions	End Count
Benton	20	20	2	1	3	20
Maximum Security	4	2	2	0	2	2
Total	24	22	4	1	5	22

PILOT PROGRAM – Substance User Rehabilitation Services (SURS):

January 2024	Capacity	Beginning Count	Completed	Removed	Admissions	End Count
Cummins	45	43	5	1	8	45
Grimes	50	49	5	0	5	49
McPherson	150	147	32	6	34	143
Randall L. Williams	150	139	20	5	33	147
Tucker	62	58	7	5	10	56
Wrightsville	150	144	16	16	34	146
Total	607	587	100	38	131	580

For TC/SATP/SURS, there are 2,769 males and 350 females on the waiting list who are within five years of their release date. Of those, 68 are mandated by the Parole Board.

The average time on the waiting list from request is 22 days.

*The total on the waiting list, including those not currently within the identified timeframe, is 3,928 males and 433 females. Of these, 3,187 are eligible and 1,174 are ineligible for the program.

*Ineligibility is due to being in restrictive housing, having class IV status, or receiving a major disciplinary within the last 60 days.

Ouachita River Correctional Unit (ORCU) Residential Program Unit (RPU):

The RPU had one admission and four discharges in January for an end-of-month count of 115.

McPherson Unit Mental Health Residential Program Unit (RPU):

There were four admissions and four discharges in January for an end-of-month count of 40.

Habilitation Program:

The Habilitation Program at the Ouachita River Correctional Unit provided treatment services to 43 inmates in January. There were zero admissions and zero discharges, which resulted in an end-of-month count of 43.

Anger Management Treatment:

The Anger Management Treatment Program at the Cummins Unit did not provide treatment services to any inmates in January. There were no admissions or discharges, for an end-of-month count of zero.

Suicide:

There were 98 suicidal threats in January. There were 15 attempts, none of which resulted in death.

MENTAL HEALTH SERVICES, *continued*

Staffing:

The following Mental Health Services and Substance Abuse Treatment Program (SATP) positions were vacant in December and January 2024:

Positions	FTEs*	December	January
Psychologists	2	1	1
Psychological Examiners	1	0	0
Social Workers	26	5	7
Licensed Professional Counselors	2	0	0
Rehab Director	1	1	1
Rehab Facility Supervisors	3	1	1
Advisors	55	23	25
Substance Abuse Program Coord.	5	1	2
Substance Abuse Program Leaders	40	8	15
Administrative Specialist	10	5	4
Rehab Program Managers	7	7	7

*FTE refers to authorized Full Time Equivalent positions.

Self-Study Classes:

Classes	Number of Participants	Number Completed	Waiting List
Anger Management	196	178	726
Thinking Errors	152	142	624
Substance Abuse Education	114	114	518
Communication Skills	131	131	601
Domestic Violence	17	17	154
Victims of Domestic Violence	61	61	67
Stress Management	136	136	656
Parenting	47	47	225

Outpatient:

There were 2,172 inmates on the mental health medical log at the beginning of January. Mental Health staff conducted the following contacts during the month:

Case Management Contacts	1,895
Requests for Interviews	388
Testing	0
Intakes	426
Unit Requests	1,229
Pre-Lockup Reviews	256
Routine Restrictive Housing Reviews	834
Restrictive Housing Rounds	11,176
PREA Evaluations	44
Routine Follow-up	615
834 Requests	73

County Mental Health Requests:

During January, there were 258 requests received of a mental health nature. Of those, zero inmates were fast-tracked to ADC.

County Medical Health Requests:

During January, there were 719 requests received of a medical nature. A total of seven inmates were fast-tracked to ADC.

Medical Contract Reimbursements:

Sanction reimbursements for ADC in December amounted to \$13,850.00.

Deaths:

There were 11 inmate deaths during the month of January. Four were claimed, five were cremated and claimed. There were two not claimed.

Wellpath:

See attachment for Wellpath's report regarding outside beds and emergency room visits.

Medical Grievances:

In January, there were 124 appeals of medical grievances received and 81 appeals were answered. Four were found to be with merit and three with merit but resolved.

SEX OFFENDER ASSESSMENT

Assessments Completed:

Risk Level	January	September 1999 through January 2024
Level 1	1	1,241
Level 2	17	9,573
Level 3	7	7,888
Level 4	1	756
Default 3	1	*
Total	27	19,458

*Default Level 3's are included in the total number of Level 3's to date.

ACIC Numbers:

The total number of sex offenders registered from September 1999 through January 2024:

Compliant	8,967
Delinquent	1,417
Confined	3,758
Out-of-State	4,394
Address Unknown	149
Deported	207
Incapacitated	130
Out of USA	68
Total	19,090

Consistent with current Arkansas law, deceased offenders no longer remain on the registry.

PAWS IN PRISON

January 2024 Unit	Enrolled	Graduated	Foster	Volunteer Hours
Hawkins Unit	5	1	0	0
Maximum Security Unit	6	4	0	0
McPherson Unit	6	6	2	0
North Central Unit	4	3	1	0
Ouachita River Correctional Unit	7	0	0	0
Randall L. Williams Unit	4	4	0	10
Tucker Unit	8	4	2	0
Total	40	22	5	10

Completed Paws in Prison Training:

January 2024 Program Graduates	0
YTD Program Graduates	0
Total Graduates Since Inception (Dec 2011)	2,345
Dogs Currently in Foster (Graduated, but Not Adopted)	0
January 2024 Volunteer Hours	0
YTD Volunteer Hours	0

**AGENCY HIGHLIGHTS
JANUARY 2024**

PROMOTIONS

Some of the security promotions during the month of January included:

Benton Work Release

- Sgt. Bryan Aldrige
- Sgt. Doria Green

Cummins Unit

- Sgt. Tiara Walker
- Sgt. Robert Miller
- Sgt. Kiamera King

Grimes Unit

- Sgt. Brandon Verser

Maximum Security Unit

- Lt. Akia Vincer
- Sgt. Jacob Sandine

McPherson Unit

- Food Prep. Spvr. Dejasia Gist

North Central Unit

- Sgt. Preston O'Brian

Ouachita River Unit

- Sgt. Miesha C. Martin

Transportation

- Sgt. Jasmine Johnson
- Sgt. Monika Johnson
- Sgt. Michael Crutchfield

Texarkana Regional

- Sgt. Janice Nicholson

Tucker Unit

- Sgt. Tajee Shannon

Varner Unit

- Sgt. Jerome Perez

FOUR ADC FACILITIES RECEIVE REACCREDITATION CERTIFICATES

Members of the ADC Management Team recently attended the American Correctional Association's 2024 Winter Conference in National Harbor, MD. While there, the following ADC facilities received their ACA reaccréditation certificates: Central Office/ Admin East, East Arkansas Regional Unit, Mississippi County Work Release Center, North Central Unit.



CUMMINS EMPLOYEE ARRESTED FOR CONTRABAND

We caught another one. An employee, that is. Trying to sneak illegal drugs into the Cummins Unit. When Corporal Tyron Bell arrived for his shift this morning, the Sergeant searching his belongings found two envelopes inside Bell's protection vest that contained 31 pages laced with THC. Inside his car, correctional officers found a stolen pistol. Bell was arrested and Lincoln County took him to jail. He's now charged with two felonies.



FIRST FOAL OF 2024 BORN AT NCU

The first ADC foal of 2024 was born at North Central Unit on January 30. The DOC Communications Team started a social media campaign taking suggestions on names for the colt.



REGIONAL MAINTENANCE PROJECT HIGHLIGHTS

JANUARY 2024


Paradise Park Clean up - January 4:
Ouachita River Unit Regional Maintenance



Dumas Ditch Clean up - January 3-4:
Varner Unit Regional Maintenance



Hindman Park Clean up - January 3:
Wrightsville Complex Regional Maintenance



2024 INFORMAL GRIEVANCE REPORT

Month	BENTON	HAWK/M	HAWK/F	WRTS	EARU & MX	GRIMES	RLW	MCWR	MCPH	MSU	NCU	PBU	NWA	TU	TRCC	VSMX	VU	CU & CMU	ORCU	Ester	DRU	TOTAL	
JAN	1	10	13	60	211	211	14	0	296	73	68	27	2	53	0	136	41	92	116	28	147	1,599	
FEB																							0
MAR																							0
APR																							0
MAY																							0
JUN																							0
JUL																							0
AUG																							0
SEPT																							0
OCT																							0
NOV																							0
DEC																							0
TOTAL	1	10	13	60	211	211	14	0	296	73	68	27	2	53	0	136	41	92	116	28	147	1,599	

2024 FORMAL GRIEVANCE REPORT

Month	BENTON	HAWK/M	HAWK/F	WRTS	EARU & MX	GRIMES	RLW	MCWR	MCPH	MSU	NCU	PBU	NWA	TU	TRCC	VSMX	VU	CU & CMU	ORCU	Ester	DRU	TOTAL	
JAN	0	4	3	26	302	115	10	0	135	79	56	24	0	20	0	100	22	65	89	14	75	1,139	
FEB																							0
MAR																							0
APR																							0
MAY																							0
JUN																							0
JUL																							0
AUG																							0
SEPT																							0
OCT																							0
NOV																							0
DEC																							0
TOTAL	0	4	3	26	302	115	10	0	135	79	56	24	0	20	0	100	22	65	89	14	75	1,139	

Report includes Pine Bluff Reentry (PBR), Pine Bluff Unit (PBU) and Pine Bluff Work Release (PBW).

INMATE INSTITUTIONAL GRIEVANCE APPEAL REPORT – JANUARY 2024

	Acknowledged	Rejected	Processed W/O Merit	Processed W/ Merit
Benton Unit				
Benton Work Release				
Cummins Unit	7	5	9	
Cummins Modular Unit	1		1	
Delta Regional Unit	6	4	1	
East Arkansas Regional Unit	13	4	3	
East Arkansas Regional Max Unit	55	41	57	
Ester Unit	2	2		
Grimes Unit	19	33	23	
Maximum Security Unit	11	9	17	2
Tucker Re-Entry				
McPherson Unit	12	16	11	
McPherson Mental Health Residential Program Unit		1		
Mississippi County Work Release Center				
Northwest Arkansas Work Release Center				
North Central Unit	36	6	20	
Ouachita River Correctional Unit	11	13	10	
ORCU Hospital				
ORCU New Commitment				
ORCU Mental Health Residential Program Unit		1		
Pine Bluff Unit	4	2	5	
Pine Bluff Re-Entry				
Randall L. Williams Correctional Facility	1	1		
Texarkana Regional Correctional Center				
Tucker Unit	20	7	9	1
Varner Super Max	46	26	30	
Varner Unit	7	3	9	
Wrightsville Unit	9	3	11	
Hawkins Center				
Hawkins for Males				
Hawkins SPU				
Total	260	177	216	3

ADMISSIONS AND RELEASES – JANUARY 2024

Admissions	Male	Female	Total
Asian	1	0	1
Black	103	9	112
Caucasian	229	57	286
Hispanic	15	0	15
Native American Indian	0	0	0
Native Hawaiian or Pacific Island	1	0	1
Other	0	0	0
Unknown	0	0	0
Total	349	66	415

Releases	Male	Female	Total
Asian	5	0	5
Black	117	11	128
Caucasian	201	57	258
Hispanic	9	0	9
Native American Indian	2	0	2
Native Hawaiian or Pacific Island	0	0	0
Other	2	0	2
Unknown	0	0	0
Total	336	68	404

ADC INMATE POPULATION GROWTH 2000-2028 - JANUARY 2024

Mo.	2000	2001	2002	2003	2004	2005	2006	2007	2008	2009	2010	2011	2012	2013	2014	2015	2016	2017	2018	2019	2020	2021	2022	2023	2024
Jan.	11,984	11,908	12,402	13,015	13,105	13,595	13,481	13,839	14,518	14,796	15,334	16,312	15,134	14,815	17,481	18,142	17,785	17,824	18,201	17,958	17,989	16,119	17,154	17,682	18,522
Feb.	12,169	12,022	12,529	13,054	13,166	13,783	13,633	14,012	14,603	14,883	15,374	16,209	14,990	15,008	17,438	18,082	17,625	17,608	17,998	17,846	18,181	16,120	17,077	17,814	
March	12,006	12,033	12,299	13,108	13,088	13,418	13,534	13,772	14,580	14,843	15,290	16,095	14,964	14,665	17,395	18,233	17,573	17,666	18,089	17,898	17,860	16,085	16,992	18,075	
April	12,069	12,167	12,465	13,213	13,323	13,469	13,554	13,851	14,769	14,937	15,570	16,172	15,124	14,850	17,604	18,703	17,815	17,798	18,227	17,977	17,331	16,250	17,059	18,206	
May	12,109	12,384	12,558	13,463	13,556	13,528	13,711	14,146	14,880	15,146	15,694	16,062	15,132	15,074	17,593	18,693	17,769	17,652	17,945	17,817	16,694	16,476	17,229	18,267	
June	12,005	12,108	12,439	13,418	13,389	13,251	13,430	13,915	14,700	15,025	15,564	15,554	14,832	14,825	17,340	18,813	17,973	17,963	17,972	17,942	16,552	16,560	17,129	18,213	
July	12,030	12,190	12,622	13,509	13,528	13,286	13,560	14,082	14,868	15,195	15,807	15,519	14,879	15,379	17,522	18,870	18,130	18,180	18,005	18,002	16,511	16,638	17,109	18,397	
August	12,087	12,371	12,815	13,565	13,632	13,419	13,646	14,224	15,100	15,385	15,829	15,240	14,675	16,103	17,549	18,806	17,919	18,051	17,751	18,090	16,367	16,655	17,274	18,375	
September	11,983	12,289	12,774	13,341	13,516	13,237	13,652	14,217	14,850	15,285	16,025	15,172	14,724	16,412	17,605	18,549	18,026	18,179	17,865	17,856	16,215	16,698	17,432	18,380	
October	12,119	12,348	12,942	13,341	13,584	13,363	13,775	14,349	14,836	15,381	16,311	15,271	14,856	16,993	17,880	18,430	18,127	18,348	17,943	17,947	16,311	16,821	17,480	18,557	
November	12,094	12,408	13,162	13,408	13,706	13,587	13,913	14,437	15,025	15,340	16,460	15,205	14,625	17,168	17,848	17,981	17,573	17,973	17,666	18,060	16,165	16,982	17,521	18,500	
December	11,856	12,333	12,845	13,106	13,470	13,338	13,728	14,315	14,716	15,199	16,204	15,062	14,654	17,235	17,874	17,707	17,537	18,078	17,799	17,759	16,094	17,023	17,648	18,503	
Net Ann. Inc.	29	477	512	261	364	-132	390	587	401	483	1,005	-1,142	-408	2,581	639	-167	-170	541	-279	-40	-1,665	929	625	855	19
Avg. Mo. Inc.	2	40	43	22	30	-11	33	49	33	40	84	-95	-34	215	53	-14	-14	45	-23	-3	-139	77	52	71	19

Population is total jurisdictional count at end of each month. Population at end of month December 1999 was 11,827.

Average monthly population increased for past fifteen years 2009 - 2023 is 21

Average monthly population increased for past ten years Jan. 2014 - Dec 2023 is 11

Average monthly population decreased for past five years 2019 - 2023 is 12

Projected at Growth of 21 per Month

Mo.	2008	2009	2010	2011	2012	2013	2014	2015	2016	2017	2018	2019	2020	2021	2022	2023	2024	2025	2026	2027	2028	2029	
	Actual	Actual	Actual	Actual	Actual	Actual	Actual	Actual	Actual	Actual	Actual	Actual	Actual	Actual	Actual	Actual	Actual/Proi	Proj.	Proj.	Proj.	Proj.	Proj.	
January	14,518	14,796	15,334	16,312	15,134	14,815	17,481	18,142	17,785	17,824	18,201	17,958	17,989	16,119	17,154	17,682	18,522	18,774	19,026	19,278	19,530	19,782	
February	14,603	14,883	15,374	16,209	14,990	15,008	17,438	18,082	17,625	17,608	17,998	17,846	18,181	16,120	17,077	17,814	18,543	18,795	19,047	19,299	19,551	19,803	
March	14,580	14,843	15,290	16,095	14,964	14,665	17,395	18,233	17,573	17,666	18,089	17,898	17,860	16,085	16,992	18,075	18,564	18,816	19,068	19,320	19,572	19,824	
April	14,769	14,937	15,570	16,172	15,124	14,850	17,604	18,703	17,815	17,798	18,227	17,977	17,331	16,250	17,059	18,206	18,585	18,837	19,089	19,341	19,593	19,845	
May	14,880	15,146	15,694	16,062	15,132	15,074	17,593	18,693	17,769	17,652	17,945	17,817	16,694	16,476	17,229	18,267	18,606	18,858	19,110	19,362	19,614	19,866	
June	14,700	15,025	15,564	15,554	14,832	14,825	17,340	18,813	17,973	17,963	17,972	17,942	16,552	16,560	17,129	18,213	18,627	18,879	19,131	19,383	19,635	19,887	
July	14,868	15,195	15,807	15,519	14,879	15,379	17,522	18,870	18,130	18,180	18,005	18,002	16,511	16,638	17,109	18,397	18,648	18,900	19,152	19,404	19,656	19,908	
August	15,100	15,385	15,829	15,240	14,675	16,103	17,549	18,806	17,919	18,051	17,751	18,090	16,367	16,655	17,274	18,375	18,669	18,921	19,173	19,425	19,677	19,929	
September	14,850	15,285	16,025	15,172	14,724	16,412	17,605	18,549	18,026	18,179	17,865	17,856	16,215	16,698	17,432	18,380	18,690	18,942	19,194	19,446	19,698	19,950	
October	14,836	15,381	16,311	15,271	14,856	16,993	17,880	18,430	18,127	18,348	17,943	17,947	16,311	16,821	17,480	18,557	18,711	18,963	19,215	19,467	19,719	19,971	
November	15,025	15,340	16,460	15,205	14,625	17,168	17,848	17,981	17,573	17,973	17,666	18,060	16,165	16,982	17,521	18,500	18,732	18,984	19,236	19,488	19,740	19,992	
December	14,716	15,199	16,204	15,062	14,654	17,235	17,874	17,707	17,537	18,078	17,799	17,759	16,094	17,023	17,648	18,503	18,753	19,005	19,257	19,509	19,761	20,013	
Net Ann. Inc.	401	483	1,005	-1,142	-408	2,581	639	-167	-170	541	-279	-40	-1,665	929	625	855	250	252	252	252	252	252	252
Ave. Mo. Inc.	33	40	84	-95	-34	215	53	-14	-14	45	-23	-3	-139	77	52	71	21	21	21	21	21	21	21

MONTHLY POPULATION AVERAGES - JANUARY 2024

Unit/Center	1/1	1/2	1/3	1/4	1/5	1/8	1/9	1/10	1/11	1/12	1/15	1/16	1/17	1/18	1/19	1/22	1/23	1/24	1/25	1/26	1/29	1/30	1/31	AVG
Benton	350	350	347	346	345	343	339	335	340	345	343	343	343	340	335	332	334	339	335	334	333	331	342	340
Cummins	1,982	1,982	1,983	1,993	1,992	1,991	1,993	1,998	1,997	2,000	1,997	1,997	1,997	1,999	2,001	2,001	2,000	1,998	2,002	2,002	2,000	2,002	1,999	1,996
Delta	634	634	632	631	631	629	629	631	630	630	628	627	627	626	626	626	629	628	623	628	627	627	629	629
East AR Reg	1,665	1,665	1,664	1,667	1,664	1,667	1,668	1,668	1,667	1,661	1,662	1,662	1,662	1,662	1,662	1,662	1,662	1,661	1,659	1,663	1,662	1,660	1,659	1,663
Ester	690	689	689	689	697	694	689	697	694	697	694	694	694	692	691	688	688	682	689	685	683	689	685	690
Grimes	1,088	1,088	1,088	1,088	1,087	1,098	1,094	1,094	1,094	1,094	1,091	1,091	1,091	1,091	1,091	1,087	1,086	1,094	1,094	1,092	1,093	1,088	1,085	1,091
Max Sec	582	582	582	582	582	582	583	583	582	583	583	583	583	583	583	582	582	583	582	582	581	583	583	582
McPherson	1,055	1,055	1,053	1,049	1,051	1,051	1,051	1,049	1,045	1,050	1,048	1,048	1,046	1,049	1,052	1,050	1,051	1,049	1,053	1,049	1,051	1,044	1,043	1,050
MCWRC	185	185	185	185	181	180	180	180	180	180	186	186	186	186	186	186	186	184	186	186	186	186	184	184
N Central	939	939	939	936	934	936	932	937	936	936	939	939	939	938	938	939	939	934	933	939	946	943	940	938
NWAWRC	100	100	100	100	100	100	100	100	100	100	100	100	100	99	99	99	98	99	99	99	100	100	100	100
Ouachita River	1,918	1,918	1,916	1,910	1,901	1,913	1,903	1,908	1,909	1,916	1,911	1,911	1,910	1,910	1,918	1,919	1,912	1,917	1,916	1,915	1,922	1,924	1,925	1,914
Randall L Williams	542	542	540	548	545	538	549	550	546	538	538	538	538	538	540	538	537	538	543	543	547	546	549	542
Pine Bluff	531	532	532	531	533	534	535	533	534	529	528	528	526	526	524	524	524	533	526	526	528	526	529	529
PB Reentry	51	51	51	51	51	51	51	51	52	51	51	51	51	51	51	51	51	51	52	52	50	50	50	51
TRCC	129	129	129	126	133	131	130	130	130	131	131	131	131	131	131	131	131	131	135	135	133	133	133	131
Tucker	1,003	1,003	1,003	1,004	1,002	1,002	999	998	992	993	995	995	995	995	994	995	995	997	996	996	988	994	991	997
Varner	1,690	1,689	1,696	1,695	1,695	1,692	1,697	1,693	1,690	1,689	1,688	1,688	1,688	1,687	1,686	1,685	1,684	1,690	1,695	1,695	1,693	1,697	1,696	1,691
Wrightsville	862	862	862	860	863	860	862	859	862	861	859	859	859	859	860	861	865	865	870	868	863	868	866	862
WR Hawkins-Females	254	254	254	252	253	250	248	252	252	251	251	251	251	251	254	254	254	256	256	254	254	253	253	253
WR Hawkins-Males	199	199	199	200	200	199	199	199	198	199	200	200	200	200	200	200	200	200	200	199	199	197	195	199
Total ADC	16,449	16,448	16,444	16,443	16,440	16,441	16,431	16,445	16,430	16,434	16,423	16,422	16,417	16,413	16,422	16,410	16,408	16,431	16,442	16,442	16,439	16,441	16,436	16,432
ALETA	17	17	17	17	17	17	17	17	17	17	17	17	17	17	16	16	16	16	16	16	16	16	16	17
Ar State Police	57	57	57	59	59	59	59	59	59	59	59	59	59	59	59	59	59	59	59	59	59	59	58	59
Co Jail / M	1,513	1,513	1,531	1,524	1,538	1,531	1,532	1,515	1,530	1,546	1,527	1,527	1,532	1,540	1,546	1,569	1,554	1,541	1,529	1,531	1,512	1,518	1,525	1,531
Co Jail / F	138	138	145	152	155	155	159	165	164	163	165	165	162	158	152	154	151	154	157	163	164	164	153	156
Total Co Jail BK	1,651	1,651	1,676	1,676	1,693	1,686	1,691	1,680	1,694	1,709	1,692	1,692	1,694	1,698	1,698	1,723	1,705	1,695	1,686	1,694	1,676	1,682	1,678	1,687
309/M	179	179	178	179	178	176	176	181	181	181	179	179	179	179	179	180	180	179	179	179	181	182	182	179
309/F	120	120	120	121	121	119	116	116	116	117	117	117	117	117	117	117	117	117	117	117	119	119	123	118
Total Act 309	299	299	298	300	299	295	292	297	297	298	296	296	296	296	296	297	297	296	296	296	300	301	305	297
Total Non ADC	2,024	2,024	2,048	2,052	2,068	2,057	2,059	2,053	2,067	2,083	2,064	2,064	2,066	2,070	2,069	2,095	2,077	2,066	2,057	2,065	2,051	2,058	2,057	2,059
Total	18,473	18,472	18,492	18,495	18,508	18,498	18,490	18,498	18,497	18,517	18,487	18,486	18,483	18,483	18,491	18,505	18,485	18,497	18,499	18,507	18,490	18,499	18,493	18,491

FISCAL YEAR 2024 COUNTY JAIL BACKUP - JANUARY 2024

DAY		Jul-23		Aug-23		Sep-23		Oct-23		Nov-23		Dec-23		Jan-24
1	*	2,053		2,207		2,062	*	2,009		1,890		1,753		1,651
2	*	2,053		2,206	*	2,062		2,016		1,911	*	1,753		1,651
3		2,073		2,202	*	2,062		2,004		1,886	*	1,753		1,676
4		2,077		2,218		2,052		2,013	*	1,886		1,719		1,676
5		2,077	*	2,218		2,052		2,022	*	1,886		1,687		1,693
6		2,085	*	2,218		2,054		2,015		1,857		1,693	*	1,693
7		2,120		2,163		2,028	*	2,015		1,867		1,692	*	1,693
8	*	2,120		2,156		2,044	*	2,015		1,862		1,700		1,686
9	*	2,120		2,137	*	2,044		2,051		1,848	*	1,700		1,691
10		2,139		2,132	*	2,044		2,010		1,855	*	1,700		1,680
11		2,103		2,127		2,030		2,033	*	1,855		1,695		1,694
12		2,087	*	2,127		2,021		2,050	*	1,855		1,711		1,709
13		2,103	*	2,127		1,989		2,030		1,855		1,653	*	1,709
14		2,111		2,119		2,019	*	2,030		1,874		1,628	*	1,709
15	*	2,111		2,116		2,046	*	2,030		1,847		1,596		1,692
16	*	2,111		2,120	*	2,046		2,008		1,881	*	1,596		1,692
17		2,106		2,122	*	2,046		2,023		1,895	*	1,596		1,694
18		2,114		2,147		2,030		2,027	*	1,895		1,573		1,698
19		2,144	*	2,147		2,000		2,044	*	1,895		1,572		1,698
20		2,146	*	2,147		1,999		2,041		1,867		1,607	*	1,698
21		2,153		2,104		2,046	*	2,041		1,816		1,630	*	1,698
22	*	2,153		2,101		2,057	*	2,041		1,818		1,647		1,723
23	*	2,153		2,111	*	2,057		2,058		1,783	*	1,647		1,705
24		2,146		2,118	*	2,057		1,956		1,783	*	1,647		1,695
25		2,150		2,152		2,035		1,962	*	1,783		1,651		1,686
26		2,182	*	2,152		2,026		1,935	*	1,783		1,651		1,694
27		2,212	*	2,152		1,992		1,934		1,783		1,651	*	1,694
28		2,225		2,155		1,981	*	1,934		1,781		1,670	*	1,694
29	*	2,225		2,154		2,009	*	1,934		1,778		1,670		1,676
30	*	2,225		2,118	*	2,009		1,938		1,755	*	1,651		1,682
31		2,187		2,099				1,913			*	1,651		1,678
Avg Daily Backup		2,131		2,147		2,033		2,004		1,844		1,663		1,691

Note: Totals do not include 309 Contracts with County Jails (maximum of 336)

County Jail Back-up Average for January 2024 - 1,691

County Jail Back-up Fiscal Year Average as of January 31, 2024 - 1,931

Short-Term Revocation Program Average for January 2023 - 269

Short-Term Revocation Program Fiscal Year Average as of January 31, 2024 - 326

STTG UNIT COUNTS – JANUARY 2024

Unit	Beginning Total	Confirmed	Suspected	In	Out	Paroled	Removed	Ending Total	Total Unit Population	Unit % of STTG's
Benton	88	0	0	13	8	6	0	87	344	25.29%
Cummins	675	0	0	71	51	8	0	687	1,992	34.49%
Delta	230	0	0	13	14	0	0	229	627	36.52%
EARU	739	0	0	16	15	5	0	737	1,661	44.37%
Ester	111	0	0	93	8	6	0	190	683	27.82%
Grimes	410	0	0	11	9	1	0	411	1,085	37.88%
Hawkins	40	0	0	1	3	0	0	38	450	8.44%
Max	308	0	0	4	6	0	0	296	585	50.60%
McPherson	42	0	0	1	1	1	0	39	1,046	3.73%
MCWR	47	0	0	0	0	0	0	47	184	25.54%
NCU	295	0	0	21	19	4	0	293	937	31.27%
NWAWR	23	0	0	2	1	0	0	24	100	24.00%
ORCU	336	0	0	33	24	13	0	332	1,574	21.09%
ORCU Intake	81	89	0	0	74	0	0	96	346	27.75%
Pine Bluff	145	0	0	6	13	6	0	132	579	22.80%
RLW	211	0	0	15	15	8	0	203	548	37.04%
TWR	32	0	0	10	7	1	0	34	132	25.76%
Tucker	279	11	0	29	17	9	0	293	993	29.51%
Varner	749	0	0	43	31	5	0	756	1,695	44.60%
Wrightsville	240	0	0	5	12	2	0	231	864	26.74%
Total	5,081	100	0	387	328	75	0	5,155	16,425	31.39%

STTG DISCIPLINARY REPORT – JANUARY 2024

Unit	STTG Incidents	STTG Suspected Incidents	Total Unit Disciplinary	Disciplinary Involving STTG	Percentage
Benton	0	0	16	6	37.50%
Cummins	0	0	305	159	52.13%
Delta	0	0	96	76	79.17%
EARU	0	0	262	167	63.74%
Ester	0	0	68	19	27.94%
Grimes	0	0	223	119	53.36%
Hawkins	0	0	10	0	0.00%
Max	0	0	88	49	55.68%
McPherson	0	0	170	17	10.00%
MCWR	0	0	2	1	50.00%
NCU	0	0	92	42	45.65%
NWAWR	0	0	5	3	60.00%
ORCU	0	0	99	40	40.40%
ORCU Intake	0	0	10	4	40.00%
Pine Bluff	0	0	56	31	55.36%
RLW	0	0	84	34	40.48%
TWR	0	0	11	5	45.45%
Tucker	0	0	84	39	46.43%
Varner	0	0	195	103	52.82%
Wrightsville	0	0	241	97	40.25%
Total	0	0	2,117	1,011	47.76%

STTG COUNTS BY STTG SET – JANUARY 2024

STTG Set	Benton	Cummins	Delta	EARU	Ester	Grimes	Hawkins	Max	McPherson	MCWR	NCU	NWAWR	ORCU	Intake	PB	RLW	TWR	Tucker	Vарner	Wrightsville	Total	
Asian	2	0	8	1	2	0	0	0	0	0	0	0	0	0	0	0	0	1	1	1	0	16
Bloods	15	140	43	153	34	88	6	67	5	4	51	4	46	17	21	34	9	38	164	47	986	
Crips	13	73	38	90	21	42	4	40	3	5	34	2	32	5	18	24	3	24	108	29	608	
Folk	4	65	0	64	33	34	3	37	2	1	12	7	13	6	50	9	2	16	63	22	443	
GD	21	150	59	185	13	86	6	63	9	12	81	0	78	17	0	39	5	72	168	40	1,104	
Mexican	2	26	7	24	7	13	0	4	2	4	6	1	14	2	4	11	0	10	24	13	174	
Motorcycle	0	2	0	2	0	0	0	1	1	0	3	0	2	1	0	0	0	1	1	1	15	
Other	1	18	12	19	6	15	2	9	3	1	10	0	18	1	3	8	1	14	18	9	168	
People	1	36	6	32	8	16	1	21	2	1	16	0	10	3	8	7	1	11	30	7	217	
Unknown	0	14	0	7	2	1	0	1	0	0	1	0	0	8	0	1	1	4	12	3	55	
W/S	14	77	49	45	54	40	4	11	6	11	31	9	78	21	13	29	6	50	76	29	653	
AB	0	10	1	7	2	3	0	2	1	1	9	1	5	1	2	3	0	5	18	1	72	
AC	0	8	5	15	6	9	0	5	1	1	3	0	4	1	7	8	0	7	23	1	104	
NAE	5	37	1	42	1	27	4	16	1	4	12	0	16	6	6	15	2	18	25	9	247	
WAR	9	31	0	51	1	37	8	19	3	2	24	0	16	7	0	15	3	22	25	20	293	
Total	87	687	229	737	190	411	38	296	39	47	293	24	332	96	132	203	34	293	756	231	5,155	

Key:

GD = Gangster Disciples

W/S = White Supremacist

NAE = New Aryan Empire

WAR = White Aryan Resistance

AC = Aryan Circle

AB = Aryan Brotherhood

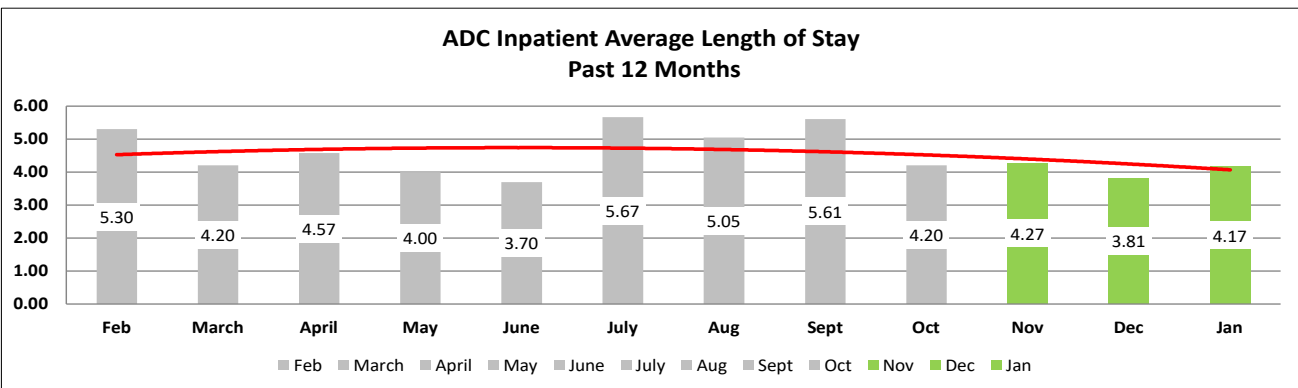
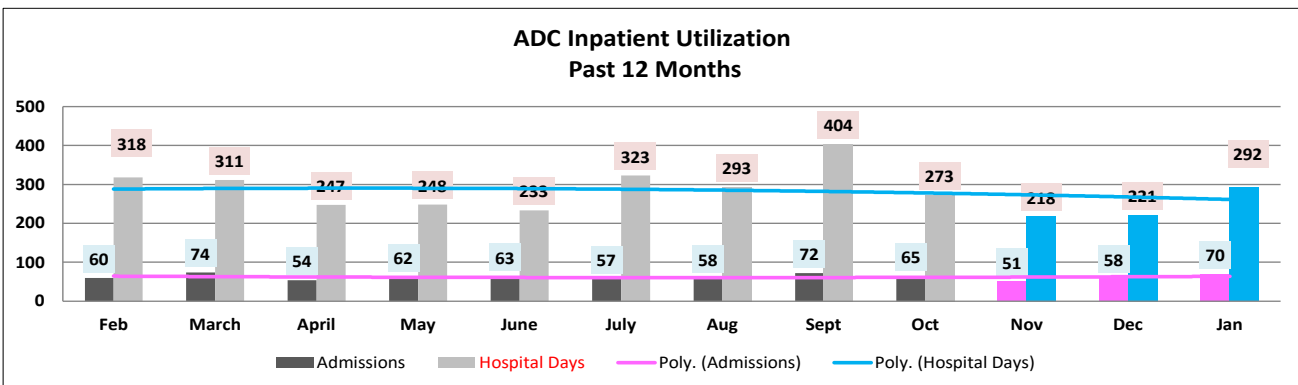
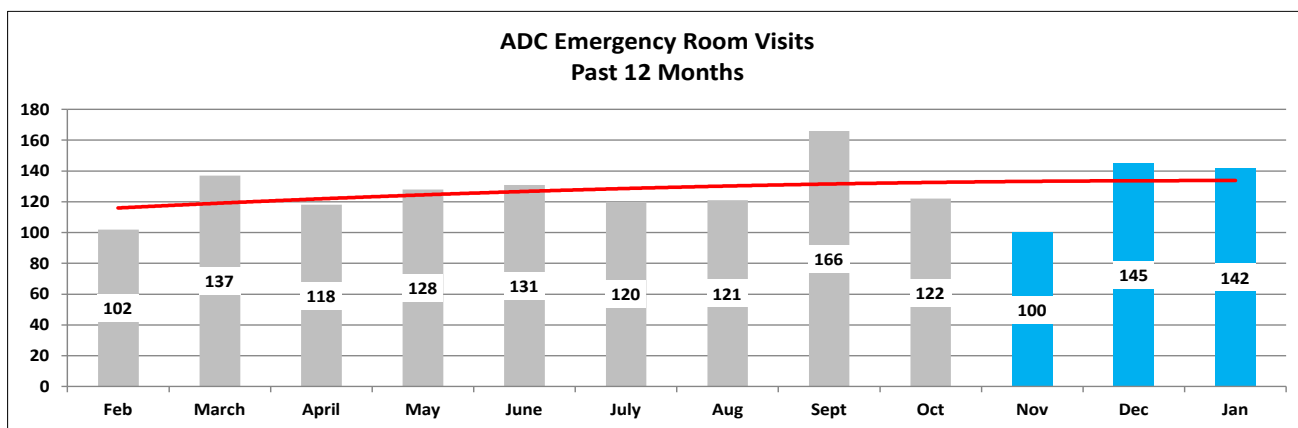
ADC INPATIENT AND EMERGENCY ROOM UTILIZATION

ADC Inpatient Statistics Past 12 Months

	2023											2024	Average
	Feb	March	April	May	June	July	Aug	Sept	Oct	Nov	Dec	Jan	
Admissions	60	74	54	62	63	57	58	72	65	51	58	70	62.0
Hospital Days	318	311	247	248	233	323	293	404	273	218	221	292	281.8
Average Length of Stay	5.30	4.20	4.57	4.00	3.70	5.67	5.05	5.61	4.20	4.27	3.81	4.17	4.54

ADC ER Visits Past 12 Months

	2023											2024	Average
	Feb	March	April	May	June	July	Aug	Sept	Oct	Nov	Dec	Jan	
Emergency Room Visits	102	137	118	128	131	120	121	166	122	100	145	142	127.7



MEDICAL GRIEVANCE BOARD REPORT – JANUARY 2024

Unit	<i>Acknowledged/Received</i>	<i>Rejected</i>	<i>Reviewed & Signed by Dep Director</i>	<i>With Merit</i>	<i>With Merit, but Resolved</i>	<i>% With Merit</i>	<i>Without Merit</i>
Benton	0	0	0	0	0	0%	0
CMU	0	0	1	0	0	0%	1
Cummins	6	0	9	1	0	11%	8
Delta	0	1	0	0	0	0%	0
EARU	11	0	6	0	0	0%	6
EARU Max	28	2	17	2	1	18%	14
Ester	0	0	0	0	0	0%	0
Grimes	12	4	6	1	0	17%	5
Hawkins	0	0	0	0	0	0%	0
McPherson	16	1	3	0	0	0%	3
MCWRC	0	0	0	0	0	0%	0
MSU	6	0	3	0	0	0%	3
North Central	1	0	1	0	0	0%	1
NWAWRC	0	0	0	0	0	0%	0
Ouachita	8	5	11	0	1	9%	10
Pine Bluff	2	0	0	0	0	0%	0
Randall L. Williams	1	0	1	0	0	0%	1
SNN	0	0	0	0	0	0%	0
TRCC	0	0	0	0	0	0%	0
Tucker	16	0	8	0	1	13%	7
Varner	10	2	7	0	0	0%	7
Varner Super Max	7	3	8	0	0	0%	8
WRU	0	1	0	0	0	0%	0
WHM	0	0	0	0	0	0%	0
WWR	0	0	0	0	0	0%	0
Total	124	19	81	4	3	9%	74

CHAPLAINCY

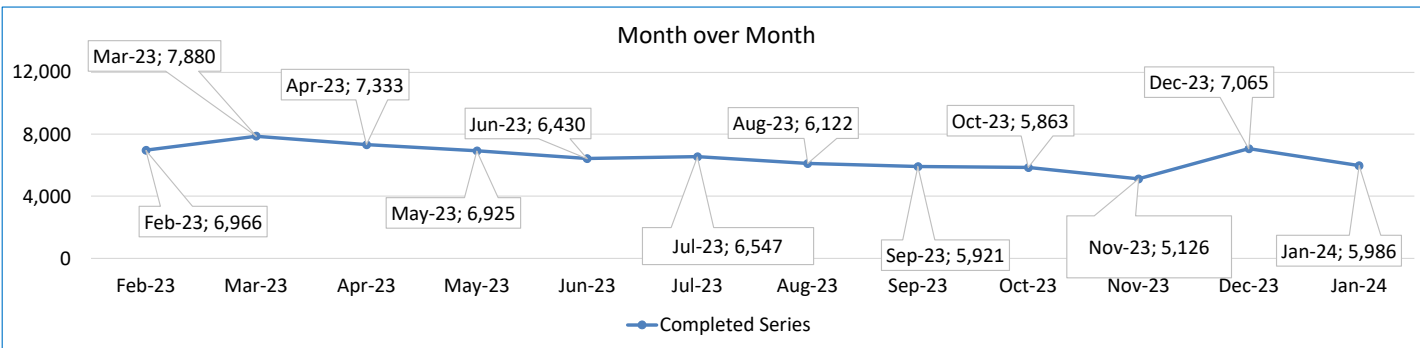
Month: January Year: 2024	CUMMINS	DELTA REGIONAL	EAST ARKANSAS	EAST ARKANSAS MAX	ESTER	GRIMES	HAWKINS	MAXIMUM	MCPHERSON	NORTH CENTRAL	OUACHITA RIVER	PINE BLUFF	RANDALL L. WILLIAMS	TUCKER	VARNER	VARNER MAX	WRIGHTSVILLE	TOTAL
Services Chaplains Oversaw																		
Christian																		
Population	7	4	5	0	4	7	1	4	4	5	1	4	10	2	11	0	1	70
Segregation	0	0	0	0	0	0	0	4	0	0	0	0	0	0	0	0	0	4
Muslim																		
Population	0	4	4	0	4	4	3	5	4	4	4	4	4	0	4	0	0	48
Segregation	0	0	0	0	0	0	0	5	0	0	0	0	0	0	0	0	0	5
127																		
Volunteers in Charge																		
Protestant	16	0	9	0	13	3	7	13	18	6	10	8	10	13	0	0	11	137
Catholic	2	0	0	0	0	0	4	0	2	5	5	0	0	0	3	0	8	29
Muslim	1	0	1	0	4	4	1	2	4	0	0	0	1	0	0	0	0	18
Other	2	0	4	0	1	4	3	2	6	0	5	0	0	0	9	0	0	36
Baptism	9	0	0	0	0	0	0	0	0	5	0	8	0	8	0	0	0	30
Marriages																		
	1	0	0	0	1	0	0	0	0	0	1	0	0	0	0	0	0	3
Distributed by Chaplains																		
Greeting Cards	20	12	14	17	60	37	64	2,454	0	52	53	27	8	25	78	291	15	3,227
Bibles, Quran, Torah, Etc.	45	30	17	26	33	52	20	14	38	23	255	15	11	8	38	15	20	660
Study Course	0	0	22	26	27	4	0	12	0	0	30	5	3	25	10	2	0	166
Writing Supplies	0	0	0	0	20	134	50	876	0	0	500	0	0	10	0	0	0	1,590
Literature	1,400	184	1,037	863	40	93	250	441	267	546	255	276	106	350	1,117	352	350	7,927
Chaplain's Visits																		
Barracks	51	10	23	14	20	145	30	16	51	71	22	28	60	95	151	7	18	812
Approximate Hours Spent in Barracks	42	16	16	12	5	156	10	3	26	18	11	2	13	24	31	2	22	409
Inmate Office visits	20	204	24	2	34	86	49	6	26	120	34	22	7	171	36	0	18	859
Other Office visits	15	17	8	6	7	8	6	10	45	12	46	61	40	44	16	4	4	349
Hospital	1	0	0	0	0	2	0	0	0	0	8	0	1	0	0	0	0	12
Infirmery/Sick Call	2	2	2	0	4	7	0	8	5	3	2	0	5	1	2	1	3	47
Restrictive/Punitive Housing	6	4	0	17	4	6	2	11	5	3	3	3	5	11	3	3	3	89
PC - DRU		4																4
Visitation Days	0	0	0	0	0	0	0	1	0	0	0	1	0	0	0	0	0	2
Volunteer Visits																		
RCV	0	0	0	0	2	5	9	1	5	0	4	12	5	7	0	0	0	50
OCV	7	3	3	0	0	4	18	16	15	48	196	1	3	32	0	0	0	346
Spiritual Advisor	0	0	0	0	0	0	0	0	0	0	0	0	0	0	0	0	0	0
CRA	21	3	39	6	10	22	52	46	55	71	70	10	15	67	35	8	40	570
Religious Volunteer Hours																		
Volunteer Hours	32	12	57	18	80	116	79	156	287	535	252	50	49	215	134	20	80	2,172
Denominational/Volunteer Chaplain Hours	8	0	0	0	64	0	58	57	56	232	28	29	0	29	77	6	30	674
2,846																		
Other Activities of Chaplain																		
Counseled Employees	15	20	14	0	4	2	3	5	2	2	21	0	5	10	18	0	4	125
Orientation Sessions	3	0	1	0	0	6	0	0	0	4	0	0	0	0	0	0	0	14
Free World Devotions	0	0	10	0	3	5	0	0	0	0	0	0	3	2	8	0	0	31
Spoke in Churches	8	8	8	0	3	10	1	1	0	0	4	5	2	4	8	0	2	64
Crisis Intervention Sessions	12	10	3	0	0	3	6	2	4	8	24	14	0	12	11	2	6	117
Marriage Counseling	0	0	2	0	0	0	0	0	0	0	1	0	3	2	0	0	0	8
Denominational Meeting	0	0	0	0	1	0	0	1	0	0	0	0	1	0	0	0	0	3
Chaplain's Meeting	2	1	1	0	1	2	1	1	1	0	1	1	1	1	1	0	0	15
Volunteer Training Session	0	0	0	0	0	0	0	1	2	1	0	0	0	1	0	0	0	5
Chaplain Transfers																		
	0	0	1	0	0	0	0	0	0	0	0	0	0	0	0	0	0	1
Chaplain Promotions																		
	0	0	0	0	0	0	0	0	0	0	0	0	0	0	0	0	0	0
PAL PROGRAM																		
Enrolled at start of month	60	24	53	0	58	42	14	17	56	66	35	0	0	58	50	0	22	555
Enrolled during the month	6	1	3	0	0	9	1	2	8	14	2	0	0	8	5	0	2	61
Removed From PAL Program																		
# Paroled	0	1	0	0	0	1	0	1	1	1	0	0	0	1	0	0	0	6
# Completed	0	0	0	0	0	3	2	3	1	0	2	0	0	5	5	0	3	24
# Withdrew	3	0	0	0	0	1	0	0	1	2	1	0	0	0	0	0	1	9
# Removed	1	0	2	0	0	1	0	1	0	6	0	0	0	2	1	0	0	14
# Transferred	2	0	0	0	0	0	1	0	5	0	0	0	0	0	0	0	0	8
Total Removed from PAL Program	6	1	2	0	0	6	3	5	8	9	3	0	0	8	6	0	4	61
Total Enrolled at the End of the Month	60	24	54	0	58	45	12	14	56	71	34	0	0	58	49	0	20	555
Volunteers in PAL																		
	10	0	12	0	7	19	15	7	12	17	5	0	0	7	2	0	6	119
Special Events:																		
	2	0	1	0	0	0	0	0	0	0	1	1	0	1	0	0	0	6

SECURUS VIDEO VISITATION REPORT JANUARY 2024

AR-DOC SVV Activity Tracker

Total ADP 16,546

Total Visits by Month	Feb-23	Mar-23	Apr-23	May-23	Jun-23	Jul-23	Aug-23	Sep-23	Oct-23	Nov-23	Dec-23	Jan-24
Total (Includes SuperMax)	6,966	7,880	7,333	6,925	6,430	6,547	6,122	5,921	5,863	5,126	7,065	5,986
Target Objective	15,587	15,587	15,587	15,587	15,587	15,587	15,587	15,587	15,587	15,587	15,587	15,587



Completed Visits

Site	Current Month	Previous Month
Benton	89	111
Cummins	458	558
Delta Regional	187	249
East Arkansas Regional	527	675
Ester	327	379
Grimes	450	637
J Aaron Hawkins Sr.	396	498
Tucker Max	280	330
Mcperson	280	358
Mississippi County WRC	76	91
North Central	548	507
NW Arkansas WRC	17	25
Ouachita River	639	751
Pine Bluff Complex	187	205
Randall L Williams	141	111
State Police Barracks	54	82
Texarkana Regional	34	26
Tucker Unit	266	290
Varner	707	830
Wrightsville Unit	272	290
Pine Bluff Re-Entry	51	62
Tucker Re-entry	0	0
Total:	5,986	7,065

Missed by Inmate

Site	Current Month	Previous Month
Benton	7	6
Cummins	32	19
Delta Regional	2	4
East Arkansas Regional	10	18
Ester	16	4
Grimes	11	13
J Aaron Hawkins Sr.	4	5
Tucker Max	7	7
Mcperson	10	2
Mississippi County WRC	4	8
North Central	6	2
NW Arkansas WRC	6	0
Ouachita River	11	11
Pine Bluff Complex	2	5
Randall L Williams	1	1
State Police Barracks	1	2
Texarkana Regional	1	6
Tucker Unit	3	4
Varner	29	20
Wrightsville Unit	9	13
Pine Bluff Re-Entry	1	0
Tucker Re-entry	0	0
Total:	173	150

SECURUS TABLET REPORT JANUARY 2024

Agency Name	Personal Tablets (All)	\$0	\$5	Community / Inventory	Officer	Total
AR DOC - BENTON UNIT	341	105	236	205	8	554
AR DOC - CUMMINS UNIT	1,253	882	371	686	14	1,953
AR DOC - DELTA REGIONAL UNIT	417	247	170	211	20	648
AR DOC - EAST ARKANSAS REGIONAL UNIT	821	554	267	668	10	1,499
AR DOC - ESTER UNIT	584	397	187	181	20	785
AR DOC - GRIMES UNIT	656	420	236	753	14	1,423
AR DOC - J AARON HAWKINS SR CENTER FOR W	419	239	180	179	19	617
AR DOC - MCPHERSON UNIT	718	450	268	171	21	910
AR DOC - MISSISSIPPI COUNTY WORK RELEASE	183	42	141	148	9	340
AR DOC - NORTH CENTRAL UNIT	647	391	256	119	10	776
AR DOC - NW ARKANSAS WORK RELEASE CENTER	100	21	79	125	8	233
AR DOC - OUACHITA RIVER UNIT	1,175	778	397	512	14	1,701
AR DOC - PINE BLUFF RE-ENTRY CENTER	50	11	39	22	0	72
AR DOC - PINE BLUFF UNIT	405	271	134	192	9	606
AR DOC - RANDALL L WILLIAMS FACILITY	389	237	152	219	15	623
AR DOC - STATE POLICE BARRACKS	58	35	23	19	3	80
AR DOC - TEXARKANA REGION CORRECTION CEN	133	29	104	104	10	247
AR DOC - TUCKER MAXIMUM SECURITY UNIT	250	175	75	361	14	625
AR DOC - TUCKER RE-ENTRY CENTER	0	0	0	45	2	47
AR DOC - TUCKER UNIT	825	581	244	307	11	1,143
AR DOC - VARNER UNIT	825	617	208	638	23	1,486
AR DOC - WRIGHTSVILLE UNIT	598	409	189	628	9	1,235
	10,847	6,891	3,956	6,493	263	17,603

CONSTRUCTION BUDGET / STATUS REPORT - FEBRUARY 9, 2024 — [Page 1 of 2]

Fund	Project Description	Approved Budget	Actual Budget Spent	Available Budget	\$ % Complete	Construction % Complete	Notes
700483A	EARU Max Rec Expanded Metal Rec Yard	879,000	861,273	17,727	98%	100%	Project is complete and delivered to the building. 1/22/2024
700483A NDC0200	Tucker Max Expanded Metal Rec Yard	8,160,845	1,142,834 -	7,018,011	14%	13%	Final plans submitted to DBA for approval on pre-cast pens. The funds spent on this project is reflective of engineering fees and the material needed to construct the rec pen panels. Working with leadership to establish the amount of rec pens needed.
700483A	Cummins Expanded Metal Rec Yard	368,617	72,760	295,857	20%	15%	We are constructing the panels on-site. Funds spent on this project is reflective of engineering fees spent against this portion of the overall project. This project is being finalized with the design team and will be submitted to DBA in the following weeks for review and approval.
HCA0100 NDC0200	Entegrity Energy Improvements NCU Water Conservation	2,490,173	924,851 1,163,469	401,854	84%	99%	All of the water project is complete inside the unit. The only remaining item left is the automatic bar screen. Bar Screen installed and operating. Punch list is only remaining element prior to closing out the project.
22V	Fire Suppression	941,252	-	941,252	0%	0%	Vendor has assessed all units and scheduling is being established. Parts have been order for four of the units. P.O.'s have been issued for all locations so the vendor can order the needed parts for the repairs.
7004820	Lethal Fence Control for Cummins, Varner SuperMax, Tucker Max, & EARU	1,490,000	1,143,417	346,583	77%	99%	Project is complete. Final inspection is scheduled for 2/8/2024.
7004810	Administrative East Roof Replacement	2,191,441	2,024,110	167,331	92%	100%	Project Scope has been completed. We are awaiting the manufacturer to have their site visit to issue the warranty. We are working with the WD&D and the contractor on liquidatable damages on exceeding days toward completion. Also, we are working with both parties to close out the insurance claims that were experienced during the project.
7004810	Central Warehouse Roof Replacement	385,816	243,877	141,940	63%	100%	
7004810	RLW Roof Replacement	2,722,743	2,377,140	345,602	87%	100%	
865C 7004820 KBR4Q95	NCU Perimeter Security	600,000	20,625 525,861 6,275	47,239	92%	100%	All equipment for NCU and cameras are operational. Final completion documents has been submitted. Awaiting closeout documents.
KBR4N98	Max Re-Entry Generator Project	135,000	16,635	118,365	12%	10%	Plans submitted to DBA. We have received our notice to proceed on this project. Funds spent are reflective of engineering fees and site work at location.
NDC0300	Mississippi County 50 Bed Expansion	2,300,000	98,971	2,201,029	4%	3%	The design firm has completed the final design for review. Documents are at DBA for the third time for review after comments satisfied by design firm. Fees are reflective of design fees allowed under the state contract. Being prepared to be put out to bid. Evaluation of project underway for the the final design.
KBR4Q95	NCU Generator	202,000	177,350	24,650	88%	14%	DBA Approved. Generator has arrived. Funds spent on this project is on-call design fees, generator cost and material needed once we are ready for installation. This project is on hold. Based on emergency at Varner we are requesting to repurpose this generator for that replacement. Current generator is undersized. Emergency panel has been evaluated and only items left are critical for the operation and still will not carry load.
7004811	Tucker Riot Gates	700,000	40,154	659,846	6%	0%	Documents are at DBA under review. Fees are reflective of design fees allowed under the state contract. Notice to proceed to bid expected within the next week.
7004812 School Funds	Tucker School Project	3,000,000	15,250	2,984,750	1%	0%	Design and development phase of this project has been completed. DBA has reviewed the design and answers have been given to complete review. DBA preparing bid documents to be sent out for bidding. ALC reviewed on 1/26.
KBSHW18 ARPA 7004829	Tucker Water Treatment	4,825,445	173,830	4,651,615	4%	12%	DBA issued our notice to proceed to bid on 1/22/2024. APRA has given authorization to advertise for bids. The funds spent on this project is reflective of engineering and design fees. Reviewed by ALC on 1/26. Notice to proceed to bid issued on 1/22. Bid opening scheduled for 2/27.



CONSTRUCTION BUDGET / STATUS REPORT - FEBRUARY 8, 2024 — [Page 2 of 2]

Fund	Project Description	Approved Budget	Actual Budget Spent	Available Budget	\$ % Complete	Construction % Complete	Notes
<u>Telephone Projects</u>							
Maintenance & Operations	AC All Units	70,000	33,466	36,534	48%	48%	repairing & replacing daily.
	ACA	100,000	55,785	44,215	56%	56%	Working with Central Office/AE, Max, TA, Grimes, McPherson, Cummins & ORCU
	ADA	10,000	1,244	8,756	12%	12%	on-going
	Additional Metal Fab	15,000	10,470	4,530	70%	65%	on-going
	Boiler Fund	60,500	27,247	33,253	45%	45%	on-going
	Camera Equipment	320,000	293,137	26,863	92%	92%	cameras as requested/approved.
	Fasttop	15,000	0	15,000	0%	0%	on-going
	Fire Alarm	41,000	26,371	14,629	64%	64%	on-going
	Gates and Fences	25,000	9,831	15,169	39%	32%	on-going
	Locks and Riot Gates	90,000	49,992	40,008	56%	55%	on-going
	Metal Ceilings	20,000	19,142	858	96%	0%	on-going
	ORCU Gravel Pit	15,000	3,931	11,069	26%	26%	on-going
	Stainless Steel	20,000	11,331	8,669	57%	14%	on-going
	Subtotal	\$ 801,500	\$ 541,948	\$ 259,552			

Capital Projects FY23 Carry Forward	Dog Kennel/Horse Stable Malvern	58,000	24,947	33,053	43%	100%	Dog Kennel is complete. Most all of the work on the horse barn has been performed. Project construction is complete. Project has been delivered to the building and in use.
	Emergency Generator - All Units	100,000	38,127	61,873	38%	38%	on-going
	Roof Repair-Benton	910,700	0	515,551	43%	43%	Need repairs at Delta, Varner, Tucker Max and Tucker, Wrightsville, Pine Bluff, Cummins, NAWAR and McPherson.
	Roof Repair-Central Office		0				
	Roof Repair-Central Warehouse		0				
	Roof Repairs-Cummins		0				
	Construction/Maintenance		0				
	Roof Repairs-Delta		3,993				
	Roof Repairs-East Arkansas		105,585				
	Roof Repairs-Max		103,794				
	Roof Repair-Malvern		0				
	Roof Repair - McPherson		0				
	Roof Repair - PBU		10,889				
	Roof Repair - RLW		0				
	Roof Repairs-Tucker		52,613				
	Roof Repairs-Varner		102,179				
	Roof Repairs-Wrightsville		16,096				
	Subtotal		\$ 1,068,700				

Architect Fees	30,000	28,249	1,751	94%
Total	\$ 1,900,200	\$ 1,028,420	\$ 871,780	