



DIVISION OF CORRECTION BOARD REPORT

August 2024

Dexter Payne
Director



POPULATION REPORT

RESEARCH/PLANNING

July 2024 Admissions and Releases – Admissions for July 2024 totaled **418** (359-males and 59-females) while releases totaled 446 (388-males and 58 females) for a net decrease in-house of 28 inmates.

Inmate Population Growth/Projection – At the end of July 2024, the jurisdictional population for the Division of Correction totaled **18,955**, representing an increase of **452** inmates since the first of January 2024. At reporting time, calendar year 2024 has seen an average growth rate of **65** inmates per month, which is down from an average monthly increase of **71** inmates per month during calendar year 2023.

Average County Jail Backup – The backup in the county jails averaged 2,099 inmates per day during the month of July 2024, which was down from the per-day average of **2,054** inmates during the month of June 2024. Of the **2,099** average, short-term revocations accounted for **379** (333 males and 46 females) during the month.

INSTITUTIONS

INMATE INSTITUTIONAL GRIEVANCES

Inmate Formal/Informal Grievances: During July, a total of 1,437 formal grievances and 2,117 informal grievances were filed at various units.

Institutional Grievances Appeals: There was a total of 462 appeals of institutional grievances received in July. Of those, 339 were acknowledged and 123 were rejected for various reasons. Of the total, 356 appeals answered, 354 had no merit and 2 had merit.

FARM DIVISION

July was a busy month across all farms with irrigating crops. Soybeans had worms move in late in the month that had to be sprayed. Corn crop recieved its last watering late in the month. Rice crops look promising this year, weeds,disease and insect pressure has been low this year. Rice harvest should start at the end of August.

Approximately 360,000 LBS of fresh vegetables were harvested,

such as Sweet Corn, Cucumbers, Squash, etc., and have been supplied to various unit kitchens. Fall garden is plans are underway and seeds are being ordered.

Hay season is still in progress, and we are still working toward a goal of 7,500 rolls produced this season.

Dairy and Poultry are struggling with the heat, but milk production is holding steady and egg production is approximatley producing 20,000 daily.

REGIONAL MAINTENANCE HOURS

Regional Maintenance Hours	July 2024
Benton Unit	3,906
Delta Regional Unit	3,516
East Arkansas Regional Unit	1,200
Grimes Unit	3,194
McPherson Unit	2,026
Mississippi County Work Release	3,072
North Central Unit	5,864
Ouachita River Correctional Unit	6,480
Randall L. Williams Unit	4,256
Texarkana Regional Corr. Ctr.	2,455
Tucker Unit	3,976
Varner Unit	5,808
Wrightsville Unit	3,624
TOTAL HOURS	49,377

WORK RELEASE RENT REPORT

Unit	July 2024
Benton Unit	\$139,832.00
Mississippi County Work Release	\$102,454.00
Northwest Arkansas Work Release	\$62,722.00
Pine Bluff Work Release	\$42,086.00
Texarkana Regional Correctional Center	\$70,026.00
Wrightsville Hawkins Unit	\$36,146.00
TOTAL	\$453,266.00

REENTRY

PROGRAMS - July 2024

Program Name	Beginning Count	Admitted	Removed	Graduated	End Count	Volunteer Hours
Juvenile Program* (RLW)	8	3	0	0*	11	0
Release (Ester)	17	5	10	0	12	8
Veterans Program (Ester)	19	2	0	0	21	3
AFC - Pathway Home 4	18	6	6	0	18	0
TOTAL	62	16	16	0	62	11

*Juveniles are transferred from the program once they reach the age of 18.

WORKFORCE ALLIANCE FOR GROWTH IN THE ECONOMY (WAGE)

July 2024 Capacity: 120 Unit:	Participants	Status
Delta	9	Active
Ester	0	Not Active
Hawkins	5	Active
McPherson	0	Will start back mid August
North Central	0	Not Active
Ouachita River	10	Active
Tucker	18	Active
Wrightsville	2	Active
TOTAL	44	

WRIGHTSVILLE-HAWKINS PATHWAY TO FREEDOM PROGRAM

July 2024 Capacity: 200	Beginning Count	Enrolled During the Month	Removed	End Count*
Wrightsville-Hawkins PTF	200	14	14	200

ADVANCED PRINCIPLES AND APPLICATIONS FOR LIFE PROGRAM (APAL)

July 2024 Capacity: 86	Beginning Count	Admissions During Mo.	Removed*	End Count
Ester	56	12	10	58
Hawkins	10	3	1	12
TOTAL	66	15	11	70

Advanced PAL is an 18-month reentry program that combines a pre-release curriculum with the PAL program.

*The "Removed" column indicates the number of participants who paroled, completed the program, withdrew from the program, transferred, or were removed from the program for another reason.

THINK LEGACY

July 2024 Capacity: 324 Unit	Beginning Count	Admitted	Graduated	Removed*	End Count
Cummins	37	0	0	7	30
Delta Regional	24	0	0	0	24
East Arkansas Regional	17	0	0	4	13
McPherson	39	0	0	5	34
North Central	48	0	0	0	48
Ouachita River	34	0	0	10	24
Tucker	33	0	0	2	31
TOTAL	232	0	0	28	204

THINK LEGACY VOLUNTEER HOURS = 2

*The "Removed" column indicates the total number of participants who paroled, signed out, transferred, or were removed from the program for any other reason and are no longer in the barracks.

COLLEGE REPORT July 2024

COLLEGE PROGRAM LOCATIONS	Beginning Count	Admissions During Mo.	Removed During Mo.	End Count	Staff Enrolled
Arkansas State University					
Grimes Unit	0	0	0	0	0
McPherson Unit	0	0	0	0	0
Ashland University					
North Central Unit	8	0	1	7	0
Mid-America Seminary College					
Varner Unit	36	0	0	36	0
Philander Smith College					
East Arkansas Regional Unit	34	0	34	0	0
Tucker Unit	21	0	21	0	0
Southeast Arkansas College					
Cummins Unit	29	0	0	29	0
Delta Unit	11	0	0	11	0
Varner Unit	33	0	0	33	0
Shorter College					
Hawkins Unit	21	4	5	20	0
Ouachita River Unit	16	4	0	20	0
Pine Bluff Complex	46	0	7	39	0
Texarkana Regional	5	4	1	8	0
Wrightsville Unit	24	5	3	26	0
TOTAL	284	17	72	229	0

TRAINING

DIVISION OF CORRECTION

TRAINING - July 2024

BASIC TRAINING DIVISION –

BCOT Class 2024-H, led by instructor Caldwell, graduated on July 5 with a total of 35 cadets.

BCOT Class 2024-J, led by instructor Wiley, graduated on July 26 with a total of 23 cadets.

IN-SERVICE DIVISION –

There were 2 in-service classes held by the Training Academy during the month, with a total of 52 training hours.

eCADEMY –

During May, 515 ADC employees completed a total of 6,672.30 hours of eCADEMY training.

HEALTH/CORRECTIONAL PROGRAMS

CHAPLAINCY SERVICES AND COMMUNITY SPEAKING EVENTS

Barbara Ester Unit

PAL and APAL graduation were held on July 16, 2024. There were 10 graduates for PAL and 8 for APAL. Denominational Chaplain David Schokey was the keynote speaker.

Grimes Unit

Christian Motorcycle Association (CMA) visited the Grimes Unit on July 12-13, 2024. 8 volunteers visited with approximately 900 inmates of the course of the event.

Maximum Security Unit

The PAL program celebrated the graduation of 1 student on July 29, 2024. PAL Coordinator Dr. William Boone, CRA Darel Nelson, and Chaplain Tommy Bourgeois presided over the graduation.

McPherson Unit

The Christian Motorcycle Association (CMA) turned out for different events on July 12-14, 2024. 8 volunteers visited with approximately 850 inmates of the course of the event.

ACCREDITATION

ACA Internal Audits Completed:

07/09: TRCC File Audit

07/24 - 07/25: Delta File Audit

07/30: MCWR File Audit

07/09: TRCC Fire/Safety & Sanitation Independent Audit

07/17 - 07/18: RLW Fire/Safety & Sanitation Independent Audit

07/24 - 07/25: Delta Fire/Safety & Sanitation Independent Audit

07/30: MCWR Fire/Safety & Sanitation Independent Audit

VOLUNTEER SERVICES - July 2024

Program Name	Hours
Release (Ester)	8
Veteran (Ester)	3
Total	11

MENTAL HEALTH SERVICES

Reduction of Sexual Victimization Program (RSVP) and Sex Offender Treatment Programs (SOFT):

July 2024	Capacity	Beginning Count	Completed	Removed	Admissions	End Count
RSVP	238	236	0	7	7	236
SOFT	30	12	0	0	0	12
Total	268	248	0	7	7	248

There are 814 males on the waiting list for RSVP and zero females on the waiting list for SOFT who are within five years of their TE date. Of those, eight inmates are mandated by the Post Prison Transfer Board.

The average time on the waiting list from request is between one and two months for those stipulated.

*The total on the waiting list, including those not currently within the identified timeframe, is 1,644 males and zero females. Of these, 814 are eligible and 850 are ineligible for the program. There are zero PREA inmates in the program at this time.

*Ineligibility is due to being in restrictive housing, having class IV status, or receiving a major disciplinary within the last 60 days.

Substance User Rehabilitation Services (SURS):

July 2024 Unit	Capacity	Beginning Count	Completed	Removed	Admissions	End Count
Benton	20	20	0	0	0	20
Cummins	45	44	3	3	6	44
Grimes	50	49	6	5	12	50
Maximum Security	4	4	1	0	0	3
McPherson	150	149	37	11	46	147
Randall L. Williams	150	142	26	12	37	141
Tucker	62	60	7	6	12	59
Wrightsville	150	142	15	7	27	147
Total	631	610	95	44	140	611

For SURS, there are 2,769 males and 356 females on the waiting list who are within five years of their release date. Of those, 150 are mandated by the Post Prison Transfer Board. The average time on the waiting list from request is 15 days. *The total on the waiting list, including those not currently within the identified timeframe, is 4,035 males and 480 females. Of these, 3,276 are eligible and 1,239 are ineligible for the program. *Ineligibility is due to being in restrictive housing, having class IV status, or receiving a major disciplinary within the last 60 days.

Ouachita River Correctional Unit (ORCU) Residential Program Unit (RPU):

The RPU had four admissions and two discharges in July for an end-of-month count of 120.

McPherson Unit Mental Health Residential Program Unit (RPU):

There were three admissions and three discharges in July for an end-of-month count of 40.

Habilitation Program:

The Habilitation Program at the Ouachita River Correctional Unit provided treatment services to 42 inmates in July. There was three admissions and one discharges, which resulted in an end-of-month count of 45.

Suicide:

There were 148 suicidal threats in July. There were 14 attempts, one of which resulted in death.

Staffing:

The following Mental Health Services and Substance User Rehabilitation Services (SURS) positions were vacant in May and July 2024:

Positions	FTEs*	June	July
Mental Health Administrator	1	0	0
Psychologists	4	2	2
Psychological Examiners	0	0	0
Social Workers	9	9	7
Licensed Professional Counselors	3	1	3
Rehab Director	1	1	1
Rehab Facility Supervisors	3	3	3
Advisors	29	33	29
Substance Abuse Program Coord.	4	4	4
Substance Abuse Program Leaders	35	36	34
Administrative Specialist	7	7	7
Rehab Program Managers	8	8	8

*FTE refers to authorized Full Time Equivalent positions.

Self-Study Classes:

Classes	Number of Participants	Number Completed	Waiting List
Anger Management	144	116	548
Thinking Errors	147	147	495
Substance Abuse Education	102	101	500
Communication Skills	98	98	445
Domestic Violence	38	38	126
Victims of Domestic Violence	37	37	114
Stress Management	142	139	572
Parenting	76	76	197

Outpatient:

There were 2,215 inmates on the mental health medical log at the beginning of July. Mental Health staff conducted the following contacts during the month:

Case Management Contacts	1,770
Requests for Interviews	702
Testing	0
Intakes	468
Unit Requests	1,802
Pre-Lockup Reviews	317
Routine Restrictive Housing Reviews	1,158
Restrictive Housing Rounds	13,239
PREA Evaluations	173
Routine Follow-up	634
834 Requests	90

MENTAL HEALTH SERVICES, *continued*

County Mental Health Requests:

During July, there were 363 requests received of a mental health nature. Of those, 0 inmates were fast-tracked to ADC.

County Medical Health Requests:

During July, there were 741 requests received of a medical nature. A total of 20 inmates were fast-tracked to ADC.

Medical Contract Reimbursements:

Sanction reimbursements for ADC in May amounted to \$12,400.00.

Deaths:

There were six inmate deaths during the month of July. Five was claimed, One were cremated and claimed. There were zero not claimed.

Wellpath:

See attachment for Wellpath's report regarding outside beds and emergency room visits.

Medical Grievances:

In July, there were 112 appeals of medical grievances received and 129 appeals were answered. Four were found to be with merit and four with merit but resolved.

SEX OFFENDER ASSESSMENT

Assessments Completed:

Risk Level	July	September 1999 through July 2024
Level 1	0	1,248
Level 2	0	9,717
Level 3	0	8,151
Level 4	0	758
Default 3	0	*
Total	0	19,874

*Default Level 3's are included in the total number of Level 3's to date.

ACIC Numbers:

The total number of sex offenders registered from September 1999 through July 2024:

Compliant	8,466
Delinquent	2,020
Confined	3,839
Out-of-State	4,458
Address Unknown	138
Deported	209
Incapacitated	136
Out of USA	85
Total	19,351

Consistent with current Arkansas law, deceased offenders no longer remain on the registry.

PAWS IN PRISON

July 2024 Unit	Enrolled	Graduated	Foster	Volunteer Hours
Hawkins Unit	6	2	0	0
Maximum Security Unit	6	4	0	6
McPherson Unit	6	0	0	0
North Central Unit	4	3	0	0
Ouachita River Correctional Unit	3	5	1	0
Randall L. Williams Unit	4	2	0	10
Tucker Unit	7	5	2	6
Total	36	21	3	22

Completed Paws in Prison Training:

July 2024 Program Graduates	21
YTD Program Graduates	125
Total Graduates Since Inception (Dec 2011)	2,470
Dogs Currently in Foster (Graduated, but Not Adopted)	3
July 2024 Volunteer Hours	22
YTD Volunteer Hours	74

AGENCY HIGHLIGHTS

JULY 2024

PROMOTIONS

Some of the security promotions during the month of July included:

Benton Unit

- Sgt. Joslyn McEwen
- Lt. Taralyn Smith

Cummins Unit

- Sgt. Demetro Lewis

Delta Regional Unit

- Lt. Christopher Pittillo

Grimes Unit

- Sgt. Michael Hudson
- Sgt. Cory Carter
- Sgt. Kimberly Larsen

Hawkins Unit

- Sgt. Woodrow H Davis

Maximum Security Unit

- Sgt. Kayla Dial

McPherson Unit

- Sgt. Marie A Castellon
- Sgt. William Tribble

Mississippi County Work Release Unit

- Sgt. Mylek Williams

Ouachita River Correctional Unit

- Corporal Delon Pitts

SOUTHERN STATES CORRECTIONAL ASSOCIATION

Join the #ARDOCFamily in congratulating ADC Director Dexter Payne and Cpl. Shanita Sheets of the Cummins Unit. Cpl. Sheets was named the Southern States Correctional Association (SSCA) Correctional Officer of the Year, and Director Payne was announced as the new Southern States Correctional Association President



NEW HORSE BARN AT ORCU

Work on the new barn at the Ouachita River Correctional Unit - AR DOC is almost complete. As you can see, the ORCU horses couldn't be more thrilled



BCOT 2024-M BEGAN AT NEWPORT TECH

Join the #ARDOCFamily in welcoming the cadets of the Basic Correctional Officers Training

Academy Class 2024-M! Thank you again to the Newport Tech Depot for offering the use of their facility!

BCOT 2024- I (EAST ARKANSAS REGIONAL UNIT)



Join the #ARDOCFamily in congratulating the graduates from the East Arkansas Regional Unit Basic Correctional Officer Training Academy Class 2024-I!

BCOT 2024-K (CUMMINS)

BCOT 2024-K cadets got hands-on this week while learning proper restraint techniques.



WARDEN'S PRAYER MEETING

We would like to thank Fellowship Bible Church - WLR for hosting this year's Wardens Prayer Breakfast. During the event, we gave well wishes to Chaplaincy Director Joshua Mayfield. After more than 14 years with ADC, Chaplain Mayfield is on to a new adventure and will be missed by the #ADCFamily!



SSCA SUMMER CONFERENCE

This week, members of the #ARDOCFamily joined correctional professionals from 13 other states for the Southern States Correctional Association-SSCA Summer Conference in Baton Rouge



BCOT 2024-H

Join the #ARDOCFamily in congratulating the recent graduates of the Basic Correctional Officer Training Academy Class 2024-H!



REGIONAL MAINTENANCE PROJECT HIGHLIGHTS

JULY 2024

Bryant Storm Drains -July 11:
Benton Unit Regional Maintenance



Julyteenth Food Giveaway-MLK Commission- July 25:
Wrightsville Complex Regional Maintenance



Lake DeGray State Park Golf Course:
Ouachita River Regional Maintenance



2024 INFORMAL GRIEVANCE REPORT

Month	BENTON	HAWK/M	HAWK/F	WRTS	EARU & MX	GRIMES	RLW	MCWR	MCPH	MSU	NCU	PBU	NWA	TU	TRCC	VSMX	VU	CU & CMU	ORCU	Ester	DRU	TOTAL
JAN	1	10	13	60	211	211	14	0	296	73	68	27	2	53	0	136	41	92	116	28	147	1,599
FEB	2	5	15	73	195	260	20	0	274	84	42	16	0	76	1	170	35	174	118	25	106	1,691
MAR	0	11	7	52	171	266	12	0	231	49	62	25	0	63	1	139	43	212	109	26	83	1,562
APR	2	11	24	61	211	218	15	0	155	39	71	22	0	68	0	170	36	172	89	31	75	1,470
MAY	0	9	25	94	222	202	22	0	238	47	98	34	0	76	0	160	36	183	105	37	102	1,690
JUN	0	7	11	66	439	204	24	1	229	129	69	13	2	43	1	154	49	154	85	20	73	1,773
JUL	0	5	22	84	789	205	24	2	184	125	63	26	1	43	0	154	38	151	102	17	82	2,117
AUG																						0
SEPT																						0
OCT																						0
NOV																						0
DEC																						0
TOTAL	5	58	117	490	2,238	1,566	131	3	1,607	546	473	163	5	422	3	1,083	278	1,138	724	184	668	11,902

2024 FORMAL GRIEVANCE REPORT

Month	BENTON	HAWK/M	HAWK/F	WRTS	EARU & MX	GRIMES	RLW	MCWR	MCPH	MSU	NCU	PBU	NWA	TU	TRCC	VSMX	VU	CU & CMU	ORCU	Ester	DRU	TOTAL
JAN	0	4	3	26	302	115	10	0	135	79	56	24	0	20	0	100	22	65	89	14	75	1,139
FEB	0	0	8	32	278	126	14	2	136	118	37	15	0	41	0	130	22	109	81	6	50	1,205
MAR	2	4	3	41	288	157	10	0	108	85	56	11	0	28	1	100	22	155	67	8	56	1,202
APR	0	5	12	22	357	121	10	1	93	81	41	17	0	33	0	146	18	116	52	11	41	1,177
MAY	0	2	10	63	341	98	20	0	100	49	75	21	0	28	0	144	22	129	49	18	52	1,221
JUN	0	4	10	31	381	119	12	2	81	93	48	7	0	28	1	121	27	135	54	13	49	1,216
JUL	0	5	8	46	622	110	14	2	94	110	41	10	1	28	0	117	9	120	55	9	36	1,437
AUG																						0
SEPT																						0
OCT																						0
NOV																						0
DEC																						0
TOTAL	2	24	54	261	2,569	846	90	7	747	615	354	105	1	206	2	858	142	829	447	79	359	8,597

Report includes Pine Bluff Reentry (PBR), Pine Bluff Unit (PBU) and Pine Bluff Work Release (PBW).

INMATE INSTITUTIONAL GRIEVANCE APPEAL REPORT – JULY 2024

	Acknowledged	Rejected	Processed W/O Merit	Processed W/ Merit
Benton Unit	0	0	0	0
Benton Work Release	0	0	0	0
Cummins Unit	10	15	10	0
Cummins Modular Unit	1	0	0	0
Delta Regional Unit	9	10	13	0
East Arkansas Regional Unit	12	4	18	0
East Arkansas Regional Max Unit	91	7	113	1
Ester Unit	5	1	6	0
Grimes Unit	33	14	46	1
Maximum Security Unit	58	22	29	0
Tucker Re-Entry	0	0	0	0
McPherson Unit	15	14	16	0
McPherson Mental Health Residential Program Unit	0	1	0	0
Mississippi County Work Release Center	0	0	0	0
Northwest Arkansas Work Release Center	0	0	0	0
North Central Unit	11	3	10	0
Ouachita River Correctional Unit	4	1	9	0
ORCU Hospital	0	0	0	0
ORCU New Commitment	0	0	0	0
ORCU Mental Health Residential Program Unit	0	0	0	0
Pine Bluff Unit	0	0	0	0
Pine Bluff Re-Entry	0	0	0	0
Randall L. Williams Correctional Facility	2	0	2	0
Texarkana Regional Correctional Center	0	0	0	0
Tucker Unit	24	11	17	0
Varner Super Max	49	12	41	0
Varner Unit	7	5	10	0
Wrightsville Unit	7	2	10	0
Hawkins Center	1	0	4	0
Hawkins for Males	0	1	0	0
Hawkins SPU	0	0	0	0
Total	339	123	354	2

ADMISSIONS AND RELEASES - July 2024

<u>Admissions</u>	<u>Male</u>	<u>Female</u>	<u>Total</u>
Asian	2	0	2
Black	104	9	113
Caucasian	231	49	280
Hispanic	17	0	17
Native American Indian	2	0	2
Native Hawaiian or Pacific Island	2	1	3
Other	1	0	1
Unknown	0	0	0
Total	359	59	418

<u>Releases</u>	<u>Male</u>	<u>Female</u>	<u>Total</u>
Asian	1	0	1
Black	135	6	141
Caucasian	235	48	283
Hispanic	13	3	16
Native American Indian	2	1	3
Native Hawaiian or Pacific Island	2	0	2
Other	0	0	0
Unknown	0	0	0
Total	388	58	446

ADC INMATE POPULATION GROWTH 2000-2029 - JULY 2024

Mo.	2000	2001	2002	2003	2004	2005	2006	2007	2008	2009	2010	2011	2012	2013	2014	2015	2016	2017	2018	2019	2020	2021	2022	2023	2024
Jan.	11,984	11,908	12,402	13,015	13,105	13,595	13,481	13,839	14,518	14,796	15,334	16,312	15,134	14,815	17,481	18,142	17,785	17,824	18,201	17,958	17,989	16,119	17,154	17,682	18,522
Feb.	12,169	12,022	12,529	13,054	13,166	13,783	13,633	14,012	14,603	14,883	15,374	16,209	14,990	15,008	17,438	18,082	17,625	17,608	17,998	17,846	18,181	16,120	17,077	17,814	18,612
March	12,006	12,033	12,299	13,108	13,088	13,418	13,534	13,772	14,580	14,843	15,290	16,095	14,964	14,665	17,395	18,233	17,573	17,666	18,089	17,898	17,860	16,085	16,992	18,075	18,820
April	12,069	12,167	12,465	13,213	13,323	13,469	13,554	13,851	14,769	14,937	15,570	16,172	15,124	14,850	17,604	18,703	17,815	17,798	18,227	17,977	17,331	16,250	17,059	18,206	18,889
May	12,109	12,384	12,558	13,463	13,556	13,528	13,711	14,146	14,880	15,146	15,694	16,062	15,132	15,074	17,593	18,693	17,769	17,652	17,945	17,817	16,694	16,476	17,229	18,267	18,863
June	12,005	12,108	12,439	13,418	13,389	13,251	13,430	13,915	14,700	15,025	15,564	15,554	14,832	14,825	17,340	18,813	17,973	17,963	17,972	17,942	16,552	16,560	17,129	18,213	18,957
July	12,030	12,190	12,622	13,509	13,528	13,286	13,560	14,082	14,868	15,195	15,807	15,519	14,879	15,379	17,522	18,870	18,130	18,180	18,005	18,002	16,511	16,638	17,109	18,397	18,955
August	12,087	12,371	12,815	13,565	13,632	13,419	13,646	14,224	15,100	15,385	15,829	15,240	14,675	16,103	17,549	18,806	17,919	18,051	17,751	18,090	16,367	16,655	17,274	18,375	
September	11,983	12,289	12,774	13,341	13,516	13,237	13,652	14,217	14,850	15,285	16,025	15,172	14,724	16,412	17,605	18,549	18,026	18,179	17,865	17,856	16,215	16,698	17,432	18,380	
October	12,119	12,348	12,942	13,341	13,584	13,363	13,775	14,349	14,836	15,381	16,311	15,271	14,856	16,993	17,880	18,430	18,127	18,348	17,943	17,947	16,311	16,821	17,480	18,557	
November	12,094	12,408	13,162	13,408	13,706	13,587	13,913	14,437	15,025	15,340	16,460	15,205	14,625	17,168	17,848	17,981	17,573	17,973	17,666	18,060	16,165	16,982	17,521	18,500	
December	11,856	12,333	12,845	13,106	13,470	13,338	13,728	14,315	14,716	15,199	16,204	15,062	14,654	17,235	17,874	17,707	17,537	18,078	17,799	17,759	16,094	17,023	17,648	18,503	
Net Ann. Inc.	29	477	512	261	364	-132	390	587	401	483	1,005	-1,142	-408	2,581	639	-167	-170	541	-279	-40	-1,665	929	625	855	452
Avg. Mo. Inc.	2	40	43	22	30	-11	33	49	33	40	84	-95	-34	215	53	-14	-14	45	-23	-3	-139	77	52	71	65

Population is total jurisdictional count at end of each month. Population at end of month December 1999 was 11,827.

Average monthly population increased for past fifteen years 2009 - 2023 is 21

Average monthly population increased for past ten years Jan. 2014 - Dec 2023 is 11

Average monthly population decreased for past five years 2019 - 2023 is 12

Projected at Growth of 21 per Month

Mo.	2008	2009	2010	2011	2012	2013	2014	2015	2016	2017	2018	2019	2020	2021	2022	2023	2024	2025	2026	2027	2028	2029
	Actual	Actual	Actual	Actual	Actual	Actual	Actual	Actual	Actual	Actual	Actual	Actual	Actual	Actual	Actual	Actual	Actual/Proj	Proj.	Proj.	Proj.	Proj.	Proj.
January	14,518	14,796	15,334	16,312	15,134	14,815	17,481	18,142	17,785	17,824	18,201	17,958	17,989	16,119	17,154	17,682	18,522	19,081	19,333	19,585	19,837	20,089
February	14,603	14,883	15,374	16,209	14,990	15,008	17,438	18,082	17,625	17,608	17,998	17,846	18,181	16,120	17,077	17,814	18,612	19,102	19,354	19,606	19,858	20,110
March	14,580	14,843	15,290	16,095	14,964	14,665	17,395	18,233	17,573	17,666	18,089	17,898	17,860	16,085	16,992	18,075	18,820	19,123	19,375	19,627	19,879	20,131
April	14,769	14,937	15,570	16,172	15,124	14,850	17,604	18,703	17,815	17,798	18,227	17,977	17,331	16,250	17,059	18,206	18,889	19,144	19,396	19,648	19,900	20,152
May	14,880	15,146	15,694	16,062	15,132	15,074	17,593	18,693	17,769	17,652	17,945	17,817	16,694	16,476	17,229	18,267	18,863	19,165	19,417	19,669	19,921	20,173
June	14,700	15,025	15,564	15,554	14,832	14,825	17,340	18,813	17,973	17,963	17,972	17,942	16,552	16,560	17,129	18,213	18,957	19,186	19,438	19,690	19,942	20,194
July	14,868	15,195	15,807	15,519	14,879	15,379	17,522	18,870	18,130	18,180	18,005	18,002	16,511	16,638	17,109	18,397	18,955	19,207	19,459	19,711	19,963	20,215
August	15,100	15,385	15,829	15,240	14,675	16,103	17,549	18,806	17,919	18,051	17,751	18,090	16,367	16,655	17,274	18,375	18,976	19,228	19,480	19,732	19,984	20,236
September	14,850	15,285	16,025	15,172	14,724	16,412	17,605	18,549	18,026	18,179	17,865	17,856	16,215	16,698	17,432	18,380	18,997	19,249	19,501	19,753	20,005	20,257
October	14,836	15,381	16,311	15,271	14,856	16,993	17,880	18,430	18,127	18,348	17,943	17,947	16,311	16,821	17,480	18,557	19,018	19,270	19,522	19,774	20,026	20,278
November	15,025	15,340	16,460	15,205	14,625	17,168	17,848	17,981	17,573	17,973	17,666	18,060	16,165	16,982	17,521	18,500	19,039	19,291	19,543	19,795	20,047	20,299
December	14,716	15,199	16,204	15,062	14,654	17,235	17,874	17,707	17,537	18,078	17,799	17,759	16,094	17,023	17,648	18,503	19,060	19,312	19,564	19,816	20,068	20,320
Net Ann. Inc.	401	483	1,005	-1,142	-408	2,581	639	-167	-170	541	-279	-40	-1,665	929	625	855	557	252	252	252	252	252
Ave. Mo. Inc.	33	40	84	-95	-34	215	53	-14	-14	45	-23	-3	-139	77	52	71	46	21	21	21	21	21

MONTHLY POPULATION AVERAGES - JULY 2024

Unit/Center	7/1	7/2	7/3	7/4	7/5	7/8	7/9	7/10	7/11	7/12	7/15	7/16	7/17	7/18	7/19	7/22	7/23	7/24	7/25	7/26	7/29	7/30	7/31	AVG
Benton	343	342	341	337	337	336	336	339	339	334	333	331	334	336	335	339	338	339	338	339	338	338	338	337
Cummins	2,010	2,003	2,007	2,005	2,005	2,006	2,016	2,009	2,009	1,999	1,998	2,009	2,009	2,003	2,009	2,006	2,005	2,012	2,008	2,008	2,008	2,006	2,009	2,007
Delta	618	625	625	617	617	617	617	612	622	622	620	619	619	619	619	618	621	621	621	620	621	618	619	
East AR Reg	1,639	1,638	1,640	1,633	1,633	1,633	1,641	1,640	1,634	1,633	1,636	1,639	1,630	1,635	1,638	1,629	1,629	1,628	1,629	1,632	1,637	1,636	1,635	1,635
Ester	702	702	693	688	687	687	685	688	692	692	691	691	688	694	687	692	695	692	689	689	687	689	685	691
Grimes	1,098	1,097	1,097	1,094	1,094	1,095	1,102	1,100	1,098	1,095	1,093	1,093	1,096	1,095	1,094	1,093	1,094	1,090	1,089	1,095	1,094	1,094	1,104	1,095
Max Sec	582	582	582	582	582	582	582	583	583	583	583	583	583	583	584	584	584	584	583	583	584	586	585	583
McPherson	1,052	1,051	1,049	1,051	1,051	1,046	1,051	1,056	1,054	1,051	1,047	1,051	1,051	1,048	1,053	1,047	1,049	1,049	1,053	1,052	1,043	1,053	1,054	1,051
MCWRC	186	186	186	186	186	185	182	185	185	185	185	185	186	186	186	186	186	183	183	183	183	183	186	185
N Central	940	937	934	938	938	938	935	933	933	940	935	935	931	936	936	937	938	940	934	938	940	945	944	937
NWAWRC	99	100	100	100	100	100	100	100	99	100	100	99	100	100	100	98	100	100	100	99	99	99	100	100
Ouachita River	1,909	1,909	1,915	1,919	1,919	1,923	1,919	1,916	1,916	1,913	1,912	1,912	1,918	1,914	1,921	1,919	1,923	1,925	1,925	1,909	1,901	1,906	1,913	1,915
Randall L Williams	544	548	548	546	546	549	554	554	556	553	551	552	552	549	548	545	547	543	543	547	543	540	536	548
Pine Bluff	553	551	549	548	549	543	540	540	540	539	536	534	530	531	538	538	536	535	536	541	538	538	539	540
PB Reentry	53	51	51	51	51	53	53	52	52	51	50	49	49	54	54	54	54	54	53	53	53	53	52	52
TRCC	134	134	134	133	133	133	133	133	133	134	134	133	133	133	134	134	134	134	134	134	134	134	134	134
Tucker	1,002	1,000	1,002	1,003	1,003	1,003	1,003	999	999	1,001	996	1,005	1,006	1,002	1,001	1,005	1,005	1,000	1,000	998	1,000	1,000	1,000	1,001
Varner	1,706	1,705	1,703	1,702	1,702	1,701	1,699	1,704	1,702	1,705	1,705	1,706	1,704	1,705	1,703	1,704	1,703	1,703	1,703	1,696	1,704	1,703	1,703	1,703
Wrightsville	864	860	863	861	861	860	855	859	858	865	862	863	862	860	857	854	855	863	858	862	864	856	864	860
WR Hawkins-Females	253	253	252	252	252	252	251	250	250	250	254	254	254	254	253	252	255	255	255	254	254	254	254	253
WR Hawkins-Males	200	200	200	200	200	200	200	200	200	200	200	199	198	200	200	200	199	200	200	199	199	200	200	200
Total ADC	16,487	16,474	16,471	16,446	16,446	16,442	16,455	16,453	16,454	16,445	16,421	16,442	16,432	16,437	16,450	16,437	16,442	16,453	16,435	16,434	16,423	16,434	16,453	16,446
ALETA	15	15	15	15	15	15	15	15	15	15	15	15	15	15	15	15	15	15	15	15	15	15	15	15
Ar State Police	56	56	57	57	57	57	57	57	57	57	57	57	56	57	56	56	56	55	55	55	56	56	56	56
Co Jail / M	1,904	1,924	1,925	1,951	1,951	1,968	1,960	1,968	1,963	1,951	1,946	1,957	1,958	1,960	1,932	1,955	1,960	1,930	1,940	1,950	1,950	1,948	1,938	1,947
Co Jail / F	154	161	160	160	160	163	160	162	162	165	151	139	139	140	142	148	145	147	143	145	150	144	142	151
Total Co Jail BK	2,058	2,085	2,085	2,111	2,111	2,131	2,120	2,130	2,125	2,116	2,097	2,096	2,097	2,100	2,074	2,103	2,105	2,077	2,083	2,095	2,100	2,092	2,080	2,098
309/M	195	192	193	194	194	195	197	198	196	196	196	196	197	196	196	196	197	197	198	197	197	197	195	196
309/F	127	126	126	126	126	126	127	128	128	128	127	127	127	128	129	129	129	130	130	131	131	131	128	128
Total Act 309	322	318	319	320	320	321	324	326	324	324	323	323	324	324	325	325	325	327	327	329	328	328	323	324
Total Non ADC	2,451	2,474	2,476	2,503	2,503	2,524	2,516	2,528	2,521	2,512	2,492	2,491	2,492	2,496	2,470	2,499	2,501	2,474	2,480	2,494	2,499	2,491	2,474	2,493
Total	18,938	18,948	18,947	18,949	18,949	18,966	18,971	18,981	18,975	18,957	18,913	18,933	18,924	18,933	18,920	18,936	18,943	18,927	18,915	18,928	18,922	18,925	18,927	18,939
	1	1	1	1	1	1	1	1	1	1	1	1	1	1	1	1	1	1	1	1	1	1	1	23

16446

18940

0

FISCAL YEAR 2024 COUNTY JAIL BACKUP - JULY 2024

DAY		Jul-24
1		2,058
2		2,085
3		2,085
4		2,111
5		2,111
6	*	2,111
7	*	2,111
8		2,131
9		2,120
10		2,130
11		2,125
12		2,116
13	*	2,116
14	*	2,116
15		2,097
16		2,096
17		2,097
18		2,100
19		2,074
20	*	2,074
21	*	2,074
22		2,103
23		2,105
24		2,077
25		2,083
26		2,095
27	*	2,095
28	*	2,095
29		2,100
30		2,092
31		2,080
Avg Daily Backup		2,099

Note: Totals do not include 309 Contract in County Jails (maximum of 336)

County Jail Back-up average for July 2024 - 2,099

Short-Term Revocatio Program average for July 2024 - 379

STTG UNIT COUNTS - JULY 2024

Unit	Beginning Total	Confirmed	Suspected	In	Out	Paroled	Removed	Ending Total	Total Unit Population	Unit % of STTG's
Benton	90	2	0	9	4	4	0	93	338	27.51%
Cummins	674	0	0	50	41	0	0	683	2,009	34.00%
Delta	208	0	0	15	6	0	0	217	618	35.11%
EARU	700	0	0	27	20	3	0	704	1,635	43.06%
Ester	204	0	0	18	50	12	0	160	685	23.36%
Grimes	414	3	0	21	20	8	0	410	1,104	37.14%
Hawkins	43	0	0	0	0	0	0	43	454	9.47%
Max	294	0	0	1	5	8	0	282	585	48.21%
McPherson	47	1	0	1	1	1	0	47	1,054	4.46%
MCWR	52	0	0	17	14	2	0	53	186	28.49%
NCU	282	2	0	21	10	9	0	286	944	30.30%
NWAWR	22	0	0	0	0	0	0	22	100	22.00%
ORCU	331	0	0	39	39	12	0	319	1,567	20.36%
ORCU Intake	108	92	0	0	97	0	0	103	346	29.77%
Pine Bluff	150	0	0	8	12	7	0	139	591	23.52%
RLW	213	0	0	17	8	9	0	213	536	39.74%
TWR	37	0	0	4	1	0	0	40	134	29.85%
Tucker	301	0	0	14	12	6	0	297	1,000	29.70%
Varner	752	0	1	71	69	2	0	753	1,703	44.22%
Wrightsville	225	0	0	18	18	5	0	220	864	25.46%
Total	5,147	100	1	351	427	88	0	5,084	16,453	30.90%

ORCU Intake brought in 92 new STTG members into ADC last month.

STTG DISCIPLINARY REPORT - JULY 2024

Unit	STTG Incidents	STTG Suspected Incidents	Total Unit Disciplinary	Disciplinary Involving STTG	Percentage
Benton	0	0	16	3	18.75%
Cummins	0	0	454	246	54.19%
Delta	0	0	91	53	58.24%
EARU	0	0	180	91	50.56%
Easter	0	0	43	11	25.58%
Grimes	0	0	143	71	49.65%
Hawkins	0	0	10	0	0.00%
Max	0	0	98	58	59.18%
McPherson	2	0	216	28	12.96%
MCWR	0	0	6	1	16.67%
NCU	2	0	138	76	55.07%
NWAWR	0	0	6	3	50.00%
ORCU	0	0	132	47	35.61%
ORCU Intake	0	0	14	6	42.86%
Pine Bluff	0	0	114	48	42.11%
RLW	0	0	124	56	45.16%
TWR	0	0	1	0	0.00%
Tucker	0	0	81	22	27.16%
Varner	0	0	721	407	56.45%
Wrightsville	0	0	227	110	48.46%
Total	4	0	2,815	1,337	47.50%

STTG COUNTS BY STTG SET – JULY 2024

STTG Set	Benton	Cummins	Delta	EARU	Ester	Grimes	Hawkins	Max	McPherso	MCWR	NCU	NWAWR	ORCU	Intake	PB	RLW	TWR	Tucker	Varner	Wrightsvil	Total	
Asian	2	0	0	1	0	0	0	0	0	0	0	0	0	0	0	0	0	1	1	1	0	6
Bloods	18	132	41	146	30	88	6	66	7	5	54	3	53	8	22	38	12	41	171	46	987	
Crips	9	77	35	87	16	43	4	39	3	6	25	2	35	6	14	28	3	27	103	30	592	
Folk	4	75	11	58	11	29	9	24	3	1	13	7	20	8	7	10	1	20	62	21	394	
GD	16	154	34	173	41	82	7	76	11	12	79	2	68	18	36	42	6	76	168	42	1,143	
Mexican	6	26	7	21	6	15	1	2	1	2	11	0	11	4	9	12	0	9	24	11	178	
Motorcycle	0	2	0	0	0	0	0	1	1	0	3	0	5	0	0	0	0	2	1	1	16	
Other	2	9	10	18	4	16	1	4	5	3	10	1	12	10	6	5	1	13	18	7	155	
People	5	36	11	34	4	27	1	23	1	1	10	0	15	2	8	10	1	14	31	9	243	
Unknown	0	13	1	6	5	1	2	4	0	4	2	0	0	0	2	3	1	6	9	3	62	
W/S	16	74	51	40	19	35	3	4	6	10	31	7	60	27	19	32	7	46	72	21	580	
AB	1	10	1	7	3	4	0	0	1	1	8	0	4	2	1	4	0	5	19	2	73	
AC	1	11	3	15	4	8	0	5	2	1	4	0	5	2	0	2	0	4	23	0	90	
NAE	3	35	0	47	7	22	1	15	3	3	17	0	16	9	8	14	3	10	25	11	249	
WAR	10	29	12	51	10	40	8	19	3	4	19	0	15	7	7	13	4	23	26	16	316	
Total	93	683	217	704	160	410	43	282	47	53	286	22	319	103	139	213	40	297	753	220	5,084	

Key:

GD = Gangster Disciples

W/S = White Supremacist

NAE = New Aryan Empire

WAR = White Aryan Resistance

AC = Aryan Circle

AB = Aryan Brotherhood

ADC INPATIENT AND EMERGENCY ROOM UTILIZATION

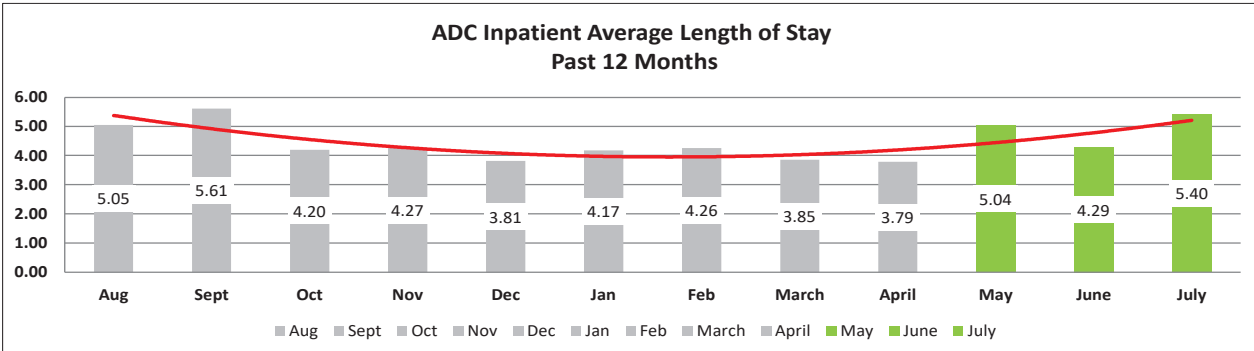
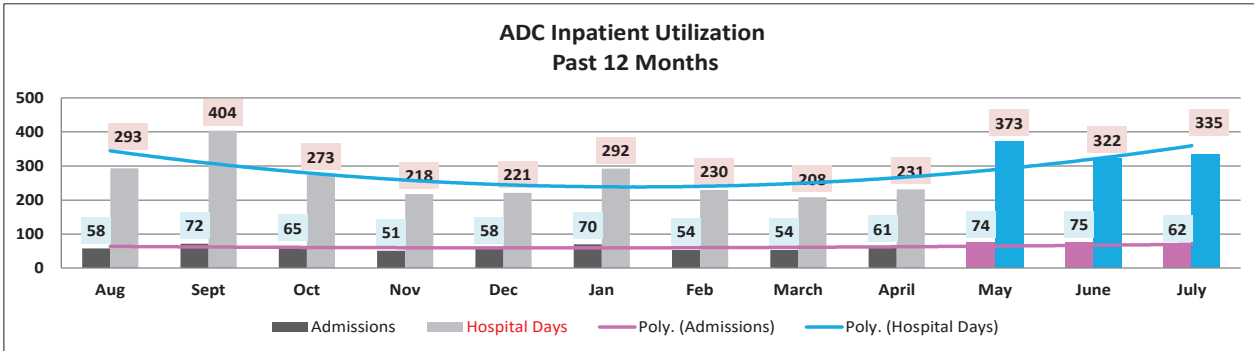
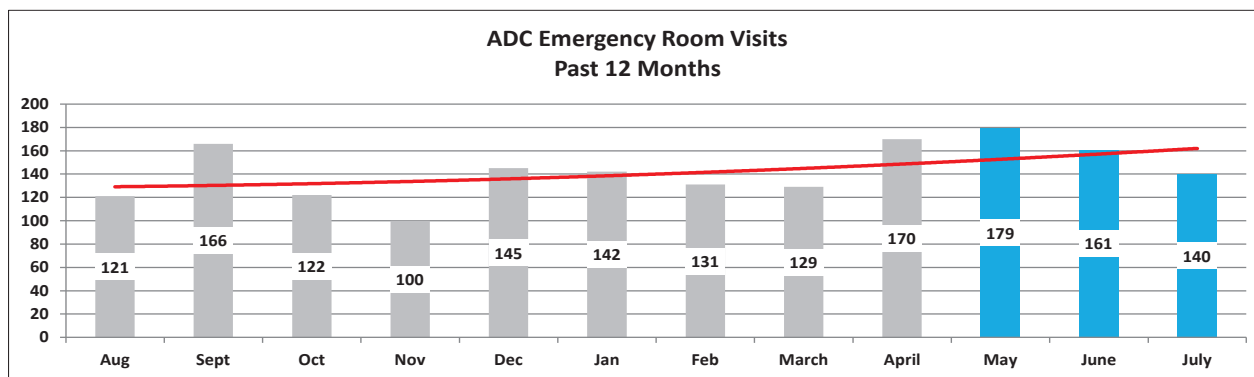
ARKANSAS DEPARTMENT OF CORRECTION INPATIENT AND EMERGENCY ROOM UTILIZATION

ADC Inpatient Statistics Past 12 Months

	2023	2023	2023	2023	2023	2024	2024	2024	2024	2024	2024	2024	2024	Average
	Aug	Sept	Oct	Nov	Dec	Jan	Feb	March	April	May	June	July		
Admissions	58	72	65	51	58	70	54	54	61	74	75	62		62.8
Hospital Days	293	404	273	218	221	292	230	208	231	373	322	335		283.3
Average Length of Stay	5.05	5.61	4.20	4.27	3.81	4.17	4.26	3.85	3.79	5.04	4.29	5.40		4.51

ADC ER Visits Past 12 Months

	2023	2023	2023	2023	2023	2024	2024	2024	2024	2024	2024	2024	2024	Average
	Aug	Sept	Oct	Nov	Dec	Jan	Feb	March	April	May	June	July		
Emergency Room Visits	121	166	122	100	145	142	131	129	170	179	161	140		142.2



MEDICAL GRIEVANCE BOARD REPORT – JULY 2024

Unit	<i>Acknowledged/Received</i>	<i>Rejected</i>	<i>Reviewed & Signed by Dep Director</i>	<i>With Merit</i>	<i>With Merit, but Resolved</i>	<i>% With Merit</i>	<i>Without Merit</i>
Benton	0	0	0	0	0	0.00%	0
CMU	0	0	0	0	0	0.00%	0
Cummins	17	3	29	0	0	0.00%	29
Delta	7	2	5	0	0	0.00%	5
EARU	11	1	9	0	1	11.11%	8
EARU Max	25	1	15	0	1	6.67%	14
Ester	0	0	0	0	0	0.00%	0
Grimes	13	2	6	2	0	33.33%	4
Hawkins	0	0	0	0	0	0.00%	0
McPherson	5	1	18	1	0	5.56%	17
MCS	0	0	1	0	0	0.00%	1
MCWRC	0	0	0	0	0	0.00%	0
MSU	2	1	2	0	0	0.00%	2
North Central	12	0	6	0	0	0.00%	6
NWAWRC	0	0	0	0	0	0.00%	0
Ouachita	5	0	11	0	0	0.00%	11
Pine Bluff	2	0	0	0	0	0.00%	0
Randall L. Williams	0	0	1	0	0	0.00%	1
SNN	0	0	0	0	0	0.00%	0
TRCC	0	0	0	0	0	0.00%	0
Tucker	1	0	3	0	0	0.00%	3
Varner	3	0	8	0	1	12.50%	7
Varner Super Max	3	0	9	0	0	0.00%	9
WRU	5	3	5	1	1	40.00%	3
WHM	1	0	1	0	0	0.00%	1
WWR	0	0	0	0	0	0.00%	0
Total	112	14	129	4	4	6.20%	121

CHAPLAINCY

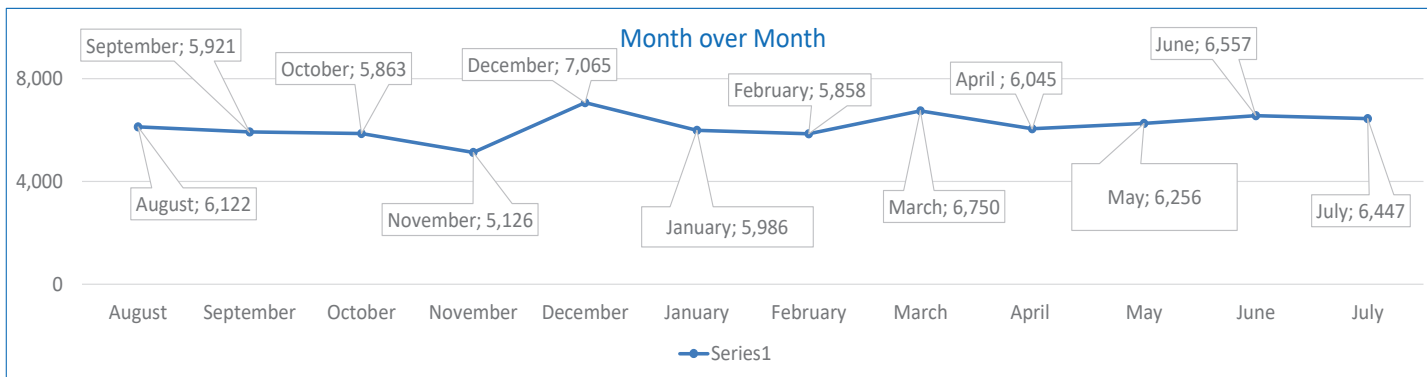
Month: July Year: 2024	CUMMINS	DELTA REGIONAL	EAST ARKANSAS	EAST ARKANSAS MAX	ESTER	GRIMES	HAWKINS	MAXIMUM	MCPHERSON	NORTH CENTRAL	OUACHITA RIVER	PINE BLUFF	RANDALL L. WILLIAMS	TUCKER	VARNER	VARNER MAX	WRIGHTSVILLE	TOTAL
Services Chaplains Oversaw																		
Christian																		
Population	5	8	1	0	4	10	3	6	8	17	2	6	3	3	12	0	0	88
Segregation	0	0	0	0	0	0	0	6	0	0	0	0	0	0	0	0	0	6
Muslim																		
Population	4	4	4	0	4	4	3	4	4	4	3	2	3	0	4	0	0	47
Segregation	0	0	0	0	0	0	0	4	0	0	0	0	0	0	0	0	0	4
145																		
Volunteers in Charge																		
Protestant	11	2	4	0	20	9	5	17	16	13	6	7	17	10	0	0	9	146
Catholic	2	0	0	0	0	4	4	1	1	3	4	1	0	1	3	0	8	32
Muslim	0	0	0	0	0	4	1	2	4	0	0	0	1	0	0	0	1	13
Other	5	0	0	0	0	0	4	5	4	0	3	0	0	0	10	0	0	31
Baptism	0	0	0	0	0	0	0	3	0	3	0	0	0	0	0	0	0	6
Marriages																		
	1	0	0	0	1	0	2	0	0	0	0	0	0	0	0	0	0	4
Distributed by Chaplains																		
Greeting Cards	0	32	0	0	24	41	8	120	0	27	50	10	6	25	72	240	11	666
Bibles, Quran, Torah, Etc.	25	11	17	175	32	38	15	61	51	255	15	14	5	9	16	40		794
Study Course	10	2	3	8	126	5	0	14	17	0	30	7	6	60	25	16	0	329
Writing Supplies	0	0	0	0	58	108	10	144	0	0	500	0	0	2	0	0	0	822
Literature	450	191	504	1,207	287	116	250	77	222	726	250	200	105	300	676	332	200	6,093
Chaplain's Visits																		
Barracks	35	15	37	46	16	34	18	8	105	42	134	21	44	153	75	15	21	819
Approximate Hours Spent in Barracks	46	12	9	12	8	19	22	3	72	11	34	2	9	38	31	6	19	353
Inmate Office visits	31	266	21	0	0	123	31	11	21	140	17	11	5	234	71	0	24	1,006
Other Office visits	18	16	31	3	18	5	9	6	47	0	19	78	30	40	73	0	5	398
Hospital	0	0	0	0	0	1	0	0	0	2	8	0	0	0	0	0	0	11
Infirmery/Sick Call	4	3	2	0	4	2	0	10	5	2	4	1	4	1	2	1	4	49
Restrictive/Punitive Housing	14	4	46	0	4	5	3	3	5	2	5	5	4	10	4	4	4	122
PC - DRU		4																4
Visitation Days	0	0	0	0	0	0	0	3	0	0	0	0	0	0	0	0	0	3
Volunteer Visits																		
RCV	0	0	0	0	2	10	4	3	5	0	0	9	14	0	0	0	0	47
OCV	2	2	4	0	11	6	8	29	18	30	17	0	2	48	0	0	0	177
Spiritual Advisor	0	0	0	0	0	0	0	0	0	0	0	0	0	0	0	0	0	0
CRA	25	1	14	3	12	28	48	57	51	123	47	6	26	120	51	11	34	657
Religious Volunteer Hours																		
Volunteer Hours	55	6	101	35	102	103	60	208	274	720	211	36	85	303	176	19	68	2,562
Denominational/Volunteer Chaplain Hours	14	2	0	0	64	0	51	36	40	45	34	49	0	55	90	4	28	512
3,074																		
Other Activities of Chaplain																		
Counseled Employees	10	16	10	0	6	2	7	6	4	0	19	0	3	16	67	0	7	173
Orientation Sessions	7	0	0	0	0	0	0	0	0	0	0	0	0	0	0	0	0	7
Free World Devotions	0	0	5	0	0	4	0	0	0	0	0	0	0	3	9	0	0	21
Spoke in Churches	21	6	14	0	2	5	2	0	2	0	0	6	0	4	9	0	1	72
Crisis Intervention Sessions	24	8	6	0	0	0	3	1	3	0	20	11	0	7	3	1	10	97
Marriage Counseling	1	1	3	0	0	1	0	0	2	0	0	0	2	3	0	0	0	13
Denominational Meeting	0	0	0	0	1	0	0	0	0	0	0	0	2	0	0	0	0	3
Chaplain's Meeting	1	1	2	0	2	2	2	1	1	1	1	1	1	1	1	0	1	19
Volunteer Training Session	0	0	1	0	0	0	1	0	0	0	0	0	0	1	0	0	0	3
Chaplain Transfers																		
	0	0	0	0	0	0	0	0	0	0	0	0	0	0	0	0	0	0
Chaplain Promotions																		
	1	0	0	0	0	0	0	0	0	1	0	0	0	0	0	0	0	2
PAL PROGRAM																		
Enrolled at start of month	60	24	54	0	56	44	10	18	56	71	29	0	0	58	48	0	24	552
Enrolled during the month	7	3	6	0	12	6	3	5	9	3	13	0	0	9	4	0	2	82
Removed From PAL Program																		
# Paroled	1	1	0	0	1	0	1	1	0	0	0	0	0	2	0	0	0	7
# Completed	0	1	4	0	9	1	0	1	4	1	1	0	0	1	1	0	3	27
# Withdrew	2	0	0	0	0	1	0	0	2	2	1	0	0	1	1	0	0	10
# Removed	4	0	2	0	0	1	0	3	2	0	1	0	0	3	0	0	1	17
# Transferred	0	1	0	0	0	0	0	0	1	0	1	0	0	1	0	0	0	4
Total Removed from PAL Program	7	3	6	0	10	3	1	5	9	3	4	0	0	8	2	0	4	65
Total Enrolled at the End of the Month	60	24	54	0	58	47	12	18	56	71	38	0	0	59	50	0	22	569
Volunteers in PAL																		
	12	0	9	0	8	0	14	7	27	16	6	0	0	8	2	0	6	115
Special Events:																		
	0	0	0	0	1	1	0	1	1	0	1	0	0	0	0	0	0	5

SECURUS VIDEO VISITATION REPORT JULY 2024

AR-DOC SVV Activity Tracker

Total ADP **18,373**

Total Visits by Month	August	September	October	November	December	January	February	March	April	May	June	July
Total (Includes SuperMax)	6,122	5,921	5,863	5,126	7,065	5,986	5,858	6,750	6,045	6,256	6,557	6,447
Target Objective	15,587	15,587	15,587	15,587	15,587	15,587	15,587	15,587	15,587	15,587	15,587	15,587



Completed Visits

Site	Current Month	Previous Month
<i>Benton</i>	106	116
<i>Cummins</i>	388	372
<i>Delta Regional</i>	298	344
<i>East Arkansas Regional</i>	476	482
<i>Ester</i>	302	363
<i>Grimes</i>	553	595
<i>J Aaron Hawkins Sr.</i>	342	396
<i>Tucker Max</i>	295	220
<i>Mcperson</i>	383	406
<i>Mississippi County WRC</i>	57	58
<i>North Central</i>	581	535
<i>NW Arkansas WRC</i>	54	13
<i>Ouachita River</i>	561	675
<i>Pine Bluff Re-Entry</i>	54	60
<i>Pine Bluff Complex</i>	161	118
<i>Randall L Williams</i>	162	173
<i>State Police Barracks</i>	74	79
<i>Texarkana Regional</i>	21	14
<i>Tucker Unit</i>	356	425
<i>Vарner</i>	727	759
<i>Wrightsville Unit</i>	305	244
<i>Tucker Re-entry</i>	0	0
Total:	6,256	6,447

Jun-24 Jul-24

Missed by Inmate

Site	Current Month	Previous Month
<i>Benton</i>	1	1
<i>Cummins</i>	15	33
<i>Delta Regional</i>	2	2
<i>East Arkansas Regional</i>	16	8
<i>Ester</i>	6	5
<i>Grimes</i>	12	17
<i>J Aaron Hawkins Sr.</i>	5	4
<i>Tucker Max</i>	28	7
<i>Mcperson</i>	7	11
<i>Mississippi County WRC</i>	3	0
<i>North Central</i>	15	15
<i>NW Arkansas WRC</i>	3	1
<i>Ouachita River</i>	34	12
<i>Pine Bluff Re-Entry</i>	4	2
<i>Pine Bluff Complex</i>	7	2
<i>Randall L Williams</i>	6	4
<i>State Police Barracks</i>	4	2
<i>Texarkana Regional</i>	3	2
<i>Tucker Unit</i>	6	7
<i>Vарner</i>	28	23
<i>Wrightsville Unit</i>	7	3
<i>Tucker Re-entry</i>	0	0
Total:	212	161

Jun-24 Jul-24

**SECURUS TABLET REPORT
JULY 2024**

Contract ID	Site ID	Agency Name	Personal Tablets (All)	0	5	Community / Inventory	Officer	Total
3320	9322	AR DOC - BENTON UNIT	338	105	233	206	8	552
I-003320	9323	AR DOC - CUMMINS UNIT	1,242	894	348	674	17	1,933
I-003320	9324	AR DOC - DELTA REGIONAL UNIT	438	264	174	155	20	613
I-003320	9325	AR DOC - EAST ARKANSAS REGIONAL UNIT	657	467	190	612	10	1,279
I-003320	7981	AR DOC - ESTER UNIT	566	374	192	301	20	887
I-003320	9326	AR DOC - GRIMES UNIT	680	410	270	722	14	1,416
I-003320	9340	AR DOC - J AARON HAWKINS SR CENTER FOR W	426	254	172	131	19	576
I-003320	9328	AR DOC - MCPHERSON UNIT	765	481	284	1,103	21	1,889
I-003320	9329	AR DOC - MISSISSIPPI COUNTY WORK RELEASE	187	53	134	166	9	362
I-003320	9330	AR DOC - NORTH CENTRAL UNIT	681	434	247	225	10	916
I-003320	9331	AR DOC - NW ARKANSAS WORK RELEASE CENTER	99	18	81	68	8	175
I-003320	9332	AR DOC - OUACHITA RIVER UNIT	1,254	795	459	928	14	2,196
I-003320	7715	AR DOC - PINE BLUFF RE-ENTRY CENTER	51	8	43	22	0	73
I-003320	9333	AR DOC - PINE BLUFF UNIT	381	280	101	165	9	555
I-003320	9334	AR DOC - RANDALL L WILLIAMS FACILITY	403	258	145	177	15	595
I-003320	9097	AR DOC - STATE POLICE BARRACKS	56	39	17	7	3	66
I-003320	9335	AR DOC - TEXARKANA REGION CORRECTION CEN	133	35	98	92	15	240
I-003320	9327	AR DOC - TUCKER MAXIMUM SECURITY UNIT	240	166	74	304	14	558
I-003320	7806	AR DOC - TUCKER RE-ENTRY CENTER	0	0	0	45	2	47
I-003320	9336	AR DOC - TUCKER UNIT	773	543	230	399	15	1,187
I-003320	9337	AR DOC - VARNER UNIT	848	626	222	473	21	1,342
I-003320	9338	AR DOC - WRIGHTSVILLE UNIT	603	438	165	612	9	1,224
			10,821	6,942	3,879	7,587	273	18,681

CONSTRUCTION BUDGET / STATUS REPORT - AUGUST 5, 2024 — [Page 1 of 2]

Fund	Project Description	Approved Budget	Actual Budget Spent	Available Budget	\$ % Complete	Construction % Complete	Notes
700483A NDC0200	Tucker Max Pre-cast Rec Yard Pens	8,160,845	1,142,834 -	7,018,011	14%	13%	Final plans submitted to DBA for approval on pre-cast pens. The funds spent on this project is reflective of engineering fees and the material needed to construct the rec pen panels. Notice to proceed to WD&D was given on 3/4 as proposed. Awaiting approval letter from the Governor's office in order to proceed to bid at DBA. Project on hold.
700483A	Cummins Expanded Metal Rec Yard	368,617	72,760	295,857	20%	15%	We are constructing the panels on-site. Funds spent on this project is reflective of engineering fees spent against this portion of the overall project. This project is being finalized with the design team and will be submitted to DBA in the following the review and approval.
22V	Fire Suppression	941,252	438,941	502,311	47%	80%	Vendor has assessed all units and scheduling is being established. Parts have been ordered and on-hand. We are working with the vendor on scheduling their work with the remaining units.
7004820	Lethal Fence Control for Cummins, Varner SuperMax, Tucker Max, & EARU	1,490,000	1,244,352	245,648	84%	100%	Project is complete. Work completed on 4/17. Awaiting closeout documents.
7004810	Administrative East Roof Replacement	2,191,441	2,024,110	167,331	92%	100%	Project Scope has been completed. We are awaiting the manufacturer to have their site visit to issue the warranty. We are working with the WD&D and the contractor on liquidatable damages on exceeding days toward completion. Also, we are working with both parties to close out the insurance claims that were experienced during the project. Documents have been sent over for review and approval to DBA.
7004810	Central Warehouse Roof Replacement	385,816	243,877	141,940	63%	100%	
7004810	RLW Roof Replacement	2,722,743	2,377,140	345,602	87%	100%	
KBR4N98	Max Re-Entry Generator Project	135,000	16,635	118,365	12%	12%	Plans submitted to DBA. We have received our notice to proceed on this project. Funds spent are reflective of engineering fees and site work at location. Project on hold.
7004818	McPherson Renovation Project	1,800,000	86,989	1,713,011	5%	60%	Team is on-site and working on the demo plan. All of the documents have been submitted to DBA for review and approved. Project delayed on 2/26. Approval to resume project on 4/2. On schedule. Project is on schedule.
NDC0300	Mississippi County 50 Bed Expansion	2,300,000	104,678	2,195,322	5%	3%	The design firm has completed the final design for review. Documents are at DBA for the third time for review after comments satisfied by design firm. Fees are reflective of design fees allowed under the state contract. Worked with WD&D and work can be performed for \$1,900,000 of construction cost. Working evaluating 100 bed expansion options.
7004811	Tucker Riot Gates	700,000	40,424	659,576	6%	6%	Documents are at DBA under review. Fees are reflective of design fees allowed under the state contract. Notice to proceed to bid issued on 3/7. Bid opening on 4/17 for this project. Project came in at \$469,371. Documents signed and delivered to DBA. the vendor has 180 days to complete from 6/11/24. Vendor awaiting material in order to start the project.
7004812 School Funds	Tucker School Project	3,000,000	134,067 -	2,865,933	4%	0%	Design and development phase of this project has been completed. DBA has reviewed the design and answers have been given to complete review. DBA preparing bid documents to be sent out for advertising. ALC reviewed on 1/26. New project estimate is \$4,500,000. Delivered by WD&D.
KBSHW18 ARPA 7004829	Tucker Water Treatment	4,825,445	221,668 -	4,603,777	5%	4%	DBA issued our notice to proceed to bid on 1/22/2024. APRA has given authorization to advertise for bids. The funds spent on this project is reflective of engineering and design fees. Reviewed by ALC on 1/26. Documents sent over to DBA separating the project to bring the project within the allocated budget. Comments submitted to DBA for review and approval on 7/25/24.
509	Water Tower Repairs	475,000	13,657	461,344	3%	20%	Project documents have been reviewed by DBA. Working with contractors to procure services to make these repairs as soon as possible. Bid for the repairs for Cummins and EARU came back at \$25,000 that closed on 6/4/2024. Repairs on the first two tanks are currently underway. Bid opening on 8/20/24 for the Varner tank.



CONSTRUCTION BUDGET / STATUS REPORT - JULY 5, 2024 — [Page 2 of 2]

Fund	Project Description	Approved Budget	Actual Budget Spent	Available Budget	\$ % Complete	Construction % Complete	Notes
Telephone Projects							
Maintenance & Operations	AC All Units	100,000	5,891	94,109	6%	6%	repairing & replacing daily.
	ACA	100,000		100,000	0%	0%	Working with Central Office/AE, Max, TA, Grimes, McPherson, Cummins & ORCU
	ADA	10,000.00		10,000	0%	0%	on-going
	Boiler Fund	90,000	8,625	81,375	10%	8%	on-going
	Camera Equipment	400,000		400,000	0%	0%	cameras as requested/approved.
	Faststop	15,000		15,000	0%	0%	on-going
	Fire Alarm	41,000		41,000	0%	0%	on-going
	Gates and Fences	25,000		25,000	0%	0%	on-going
	Locks and Riot Gates	90,000	1,353	88,647	2%	2%	on-going
	Metal Ceilings	20,000		20,000	0%	0%	on-going
	Plumbing	100,000	4,272	95,728	4%	4%	on-going
	Stainless Steel	35,000		35,000	0%	0%	on-going
	Subtotal	\$ 1,026,000	\$ 20,142	\$ 1,005,858			
	Capital Projects FY 24 Carry Forward	Emergency Generator - All Units	100,000		100,000	0%	0%
Roof Repair-Benton							Need repairs at Delta, Varner, Tucker Max and Tucker, Wrightsville, Pine Bluff, Cummins, NWAWR and McPherson.
Roof Repair-Central Office							
Roof Repair-Central Warehouse							
Roof Repairs-Cummins							
Construction/Maintenance							
Roof Repairs-Delta							
Roof Repairs-East Arkansas							
Roof Repairs-Max		714,200		714,200	0%	0%	
Roof Repair-Malvern							
Roof Repair - McPherson							
Roof Repair - PBU							
Roof Repair - RLW							
Roof Repairs-Tucker							
Roof Repairs-Varner							
Roof Repairs-Wrightsville							
Subtotal	\$ 814,200	\$ -	\$ 814,200				
New Capital Projects	Wrightsville Camera Project	3,800,000	-	3,800,000	0%	0%	
	Flooring Project	300,000	-	300,000	0%	0%	
Subtotal	\$ 4,100,000	\$ -	\$ 4,100,000				
	Architect Fees 865C	30,000		30,000	0%		
	Total 865C	\$ 5,970,200	\$ 20,142	\$ 5,950,058			
	Architect Fees 865	30,000	24,143	5,858	80%		

Notes: Report has not been reconciled against Accountings Reconciled Reports. Tolerance/Deviation is with in 1% of Projected Spending.