



DIVISION OF CORRECTION BOARD REPORT

August 2023

Dexter Payne
Director



POPULATION REPORT

RESEARCH/PLANNING

July 2023 Admissions and Releases – Admissions for July 2023 totaled **354** (306-males and 48-females) while releases totaled **306** (267-males and 39 females) for a net increase in-house of 48 inmates.

Inmate Population Growth/Projection – At the end of July 2023, the jurisdictional population for the Division of Correction totaled **18,397**, representing an increase of **749** inmates since the first of January 2023. At reporting time, calendar year 2023 has seen an average rate of **107** inmates per month, which is up from an average monthly increase of **52** inmates per month during calendar year 2022.

Average County Jail Backup – The backup in the county jails averaged **2,131** inmates per day during the month of July 2023, which was up from the per-day average of **2,077** inmates during the month of June 2023. Of the **2,131** average, short-term revocations accounted for **464** (384 males and 80 females) during the month.

INSTITUTIONS

INMATE INSTITUTIONAL GRIEVANCES

Inmate Formal/Informal Grievances: During July, a total of 977 formal grievances and 1,352 informal grievances were filed at various units.

Institutional Grievances Appeals: There was a total of 344 appeals of institutional grievances received in July. Of those, 241 were acknowledged and 103 were rejected for various reasons. Of the total, 219 appeals answered, 217 had no merit and two had merit.

FARM DIVISION

July started with some very beneficial rains but quickly turned to hot and dry. All farms have started irrigating all crops. There was a small outbreak of worms in the soybean crop at the Cummins Farm which were quickly resolved.

Gardens continue to move product out of the fields, but the heat is taking a toll on production right now. Fall gardens are in the planning stages.

Over 5,000 rolls of hay production have been harvested with at least one more cutting to go at both farms.

WORK RELEASE RENT REPORT

Unit	July 2023
Benton Unit	\$133,066.00
Mississippi County Work Release	\$67,872.00
Northwest Arkansas Work Release	\$39,066.00
Pine Bluff Work Release	\$42,328.00
Texarkana Regional Corr. Ctr.	\$62,647.00
Wrightsville Hawkins Unit	\$28,948.00
Total	\$373,927.00

REGIONAL MAINTENANCE HOURS

Regional Maintenance Hours	July 2023
Benton Unit	5,682
Delta Regional Unit	3,152
East Arkansas Regional Unit	2,496
Grimes Unit	3,832
McPherson Unit	1,996
Mississippi County Work Release	1,764
North Central Unit	6,560
Ouachita River Correctional Unit	6,256
Randall L. Williams Unit	3,912
Texarkana Regional Corr. Ctr.	3,550
Tucker Unit	2,688
Varner Unit	4,704
Wrightsville Unit	3,648
Total Hours	50,240

REENTRY PROGRAMS - July 2023

Program Name	Beginning Count	Admitted	Removed	Graduated	End Count	Volunteer Hours
Juvenile Program* (RLW)	6	5	1	0*	10	0
Peer Recovery	0	0	0	0	0	0
Release	16	5	7	0	14	3
Veterans Program (Ester)	45	2	4	0	43	3
Veterans Program (EARU)	23	1	0	0	24	0
Lifer	0	0	0	0	0	0
TOTAL	90	13	12	0	91	6

*Juvenciles are transferred from the program once they reach the age of 18.

WORKFORCE ALLIANCE FOR GROWTH IN THE ECONOMY (WAGE)

July 2023 Capacity: 120 Unit:	Participants	Status
Delta	21	No Report
Ester	0	Not Active
Hawkins	6	No Report
McPherson	7	Active
North Central	0	Pending Next Class
Ouachita River	13	Active
Tucker	0	No Report
Wrightsville	5	Active
TOTAL	52	

WRIGHTSVILLE-HAWKINS PATHWAY TO FREEDOM PROGRAM

July 2023 Capacity:	Beginning Count	Enrolled During the Month	Removed	End Count*
Wrightsville-Hawkins PTF	200	6	6	200

*The "End Count" column includes 3 graduates who remain in the Pathway to Freedom barracks.

ADVANCED PRINCIPLES AND APPLICATIONS FOR LIFE PROGRAM (APAL)

July 2023 Capacity:	Beginning Count	Admissions During Mo.	Removed*	End Count
Ester	57	1	0	58
Hawkins	22	1	2	21
TOTAL	79	2	2	79

Advanced PAL is an 18-month reentry program that combines a pre-release curriculum with the PAL program.

*The "Removed" column indicates the number of participants who paroled, completed the program, withdrew from the program, transferred, or were removed from the program for another reason.

THINK LEGACY

July 2023 Capacity: 635 Unit	Beginning Count	Admitted	Graduated	Removed*	End Count
Cummins	26	0	0	3	23
Delta Regional	12	0	0	1	11
East Arkansas Regional	29	0	0	1	28
McPherson	34	0	0	2	32
North Central	24	0	0	3	21
Ouachita River	22	0	0	0	22
Tucker	13	0	0	1	12
Total	160	0	0	11	149

THINK LEGACY VOLUNTEER HOURS = 24

*The "Removed" column indicates the total number of participants who paroled, signed out, transferred, or were removed from the program for any other reason and are no longer in the barracks.

**COLLEGE REPORT
July 2023**

COLLEGE PROGRAM LOCATIONS	Beginning Count	Admissions During Mo.	Removed During Mo.	End Count	Staff Enrolled
Arkansas State University					
Grimes Unit	0	0	0	0	0
McPherson Unit	0	0	0	0	0
Ashland University					
North Central Unit	15	0	0	15	0
Mid-America Seminary College					
Varner Unit	36	0	0	36	0
Philander Smith College					
East Arkansas Regional Unit	46	0	2	44	0
Tucker Unit	-	-	-	-	-
Southeast Arkansas College					
Cummins Unit	20	0	1	19	0
Delta Unit	10	0	1	9	0
Varner Unit	27	0	2	25	0
Shorter College					
Hawkins Unit	22	0	1	21	0
Ouachita River Unit	19	0	1	18	0
Pine Bluff Complex	60	0	8	52	0
Texarkana Regional	12	2	0	14	0
Wrightsville Unit	28	0	4	24	0
TOTAL	309	11	20	300	0

- = Did Not Report

TRAINING

**DIVISION OF CORRECTION
TRAINING - July 2023**

BASIC TRAINING DIVISION –

BCOT Class 2023-H, led by instructor Captain Norman and Lt. Nicholas Reed, graduated on July 7 with a total of 24 cadets.

Academic Awards were presented to the following:

- 1st – Ralexus Frye, Maximum Security Unit
- 2nd – James Bullard, North Central Unit
- 3rd – Dalton McMurray, North Central Unit

Recipients of *Physical Fitness Awards* were:

- 1st – Rufino Griffin Jr., Varner Unit
- 2nd – Laci Cobb, Ouachita River Unit
- 3rd – Leslie Keune, Cummins Unit

IN-SERVICE DIVISION –

Classes held by the Training Academy during the month included:

- Religious Volunteers – 07/11-07/12 (16 hours); Instructor: Various Instructors – 18 participants
- Serv Safe – 07/05 (8 hours); Instructor: Lt. Nicholas Reed – 1 participants
- Leadership Development I – 07/24-07/27 (32 hours); Instructor: Various Instructors – 39 participants

During the month of July 2023, the Training Academy held 3 classes that totaled 56 hours with a total of 58 participants. In-service training hours for July 2023 total 1,544 hours.

eCADEMY –

During July, 435 ADC employees completed a total of 6,438 hours of eCADEMY training.

HEALTH/CORRECTIONAL PROGRAMS

CHAPLAINCY SERVICES AND COMMUNITY SPEAKING EVENTS

Cummins Unit – Looking Up Ministry entered the unit July 14-16, ministering to 341 inmates in the barracks. The group brought band equipment, 4 volunteers from Detroit, MI, and 2 volunteers from Kansas City, MO.

North Central Unit – Summer Revival was held July 20-23, with Honor Bound Motorcycle Ministry providing services for two days and a motorcycle rally on the last day. There was an average of 71 inmates and seven volunteers each day of the revival.

Ouachita River Correctional Unit – Kairos Prayer & Share took place on July 8. The group of 33 inmates and 12 volunteers broke into small groups to talk about what God has done in their lives and pray.

Varner Unit – Institute in Basic Life Principles staff conducted a seminar on July 17–20. Fifty-two inmates participated in the seminar.

Wrightsville Unit – Fellowship Bible Church arrived on July 14, to gift 930 inmates with boxes containing socks, Slim Jims, devotional books, and deodorant.

ACCREDITATION

Classes Taught:

07/06 BCOT

Fire/Safety and Sanitation Independent Audits Conducted by the Fire and Sanitation Coordinator:

07/05-07/07 Newport

07/10-07/14 Newport

VOLUNTEER SERVICES - July 2023

Program Name	Hours
Veteran Administration (Ester)	3
DCC Reentry (Ester)	3
Shebuild Project (McPherson)	3
Total	9

MENTAL HEALTH SERVICES

Reduction of Sexual Victimization Program (RSVP) and Sex Offender Treatment Programs (SOFT):

July 2023	Capacity	Beginning Count	Completed	Removed	Admissions	End Count
RSVP	238	238	85	10	0	143
SOFT	30	10	3	1	2	8
Total	268	248	88	11	2	151

There are 1,135 males on the waiting list for RSVP and 11 females on the waiting list for SOFT who are within five years of their TE date. Of those, six inmates are mandated by the Parole Board.

The average time on the waiting list from request is between one and two months for those stipulated.

*The total on the waiting list, including those not currently within the identified timeframe, is 1,553 males and 14 females. Of these, 1,154 are eligible and 413 are ineligible for the program. There are zero PREA inmate in the program at this time.

*Ineligibility is due to being in restrictive housing, having class IV status, or receiving a major disciplinary within the last 60 days.

Therapeutic Community (TC):

July 2023 Unit	Capacity	Beginning Count	Completed	Removed	Admissions	End Count
Tucker	62	57	13	1	15	58
Wrightsville	50	48	3	6	11	50
Total	112	105	16	7	26	108

There are 687 males and 209 females on the waiting list who are within 10 years of their release date. Of those, 16 are mandated by the Parole Board.

The average time on the waiting list from request is 23 days.

*The total on the waiting list, including those not currently within the identified timeframe, is 899 males and 251 females. Of these, 912 are eligible and 238 are ineligible for the program.

*Ineligibility is due to being in restrictive housing, having class IV status, or receiving a major disciplinary within the last 60 days.

Substance Abuse Treatment Program (SATP):

July 2023 Unit	Capacity	Beginning Count	Completed	Removed	Admissions	End Count
Benton	20	19	5	1	7	20
Cummins	45	45	6	7	8	40
Maximum Security	4	3	2	0	2	3
Randall L. Williams	100	99	14	5	17	97
Wrightsville	169	166	27	13	34	160
Total	319	315	51	23	66	307

There are 2,125 males and 184 females on the waiting list who are within five years of their release date. Of those, 54 are mandated by the Parole Board.

The average time on the waiting list from request is 14 days.

*The total on the waiting list, including those not currently within the identified timeframe, is 2,906 males and 233 females. Of these, 2,363 are eligible and 776 are ineligible for the program.

*Ineligibility is due to being in restrictive housing, having class IV status, or receiving a major disciplinary within the last 60 days.

MENTAL HEALTH SERVICES, *continued*

PILOT PROGRAM – Substance User Rehabilitation Services (SURS):

July 2023 Unit	Capacity	Beginning Count	Completed	Removed	Admissions	End Count
McPherson	150	149	19	6	26	150
Grimes	50	47	9	0	12	50
Randall L. Williams	150	141	7	23	18	129
Total	350	337	35	29	56	329

Ouachita River Correctional Unit (ORCU) Residential Program Unit (RPU):

The RPU had six admissions and one discharge in July for an end-of-month count of 121.

McPherson Unit Mental Health Residential Program Unit (RPU):

There were two admissions and two discharges in July for an end-of-month count of 40.

Habilitation Program:

The Habilitation Program at the Ouachita River Correctional Unit provided treatment services to 43 inmates in July. There was one admission and zero discharges, which resulted in an end-of-month count of 43.

Anger Management Treatment:

The Anger Management Treatment Program at the Cummins Unit did not provide treatment services to any inmates in July. There were no admissions or discharges, for an end-of-month count of zero.

Suicide:

There were 146 suicidal threats in July. There were 8 attempts, one of which resulted in death.

Staffing:

The following Mental Health Services and Substance Abuse Treatment Program (SATP) positions were vacant in May and July 2023:

Positions	FTEs*	June	July
Psychologists	1	7	1
Psychological Examiners	1	2	1
Social Workers	26	19	16
Licensed Professional Counselors	2	1	1
Rehab Facility Supervisors	3	1	1
Advisors	55	26	23
Substance Abuse Program Coord.	5	2	1
Substance Abuse Program Leaders	40	7	8
Rehab Program Managers	9	1	1

*FTE refers to authorized Full Time Equivalent positions.

Self-Study Classes:

Classes	Number of Participants	Number Completed	Waiting List
Anger Management	99	97	859
Thinking Errors	110	109	825
Substance Abuse Education	46	46	641
Communication Skills	131	110	849
Domestic Violence	49	49	187
Victims of Domestic Violence	13	13	135
Stress Management	93	93	860
Parenting	44	44	310

ADDITIONAL MENTAL HEALTH AND MEDICAL INFORMATION, *continued*

Outpatient:

There were 2,265 inmates on the mental health medical log at the beginning of July. Mental Health staff conducted the following contacts during the month:

Case Management Contacts	1,665
Requests for Interviews	590
Testing	0
Intakes	466
Unit Requests	1,504
Pre-Lockup Reviews	378
Routine Restrictive Housing Reviews	1,006
Restrictive Housing Rounds	14,599
PREA Evaluations	111
Routine Follow-up	718
834 Requests	30

County Mental Health Requests:

During July, there were 531 requests received of a mental health nature. Of those, two inmates were fast-tracked to ADC.

County Medical Health Requests:

During July, there were 909 requests received of a medical nature. A total of 15 inmates were fast-tracked to ADC.

Medical Contract Reimbursements:

Sanction reimbursements for ADC in June amounted to \$23,300.00.

Deaths:

There were three inmate deaths during the month of July. Two were claimed, one was cremated and claimed, zero were not claimed and zero are pending.

Wellpath:

See attachment for Wellpath's report regarding outside beds and emergency room visits.

Medical Grievances:

In July, there were 155 appeals of medical grievances received and 114 appeals were answered. Four were found to be with merit and two with merit but resolved.

SEX OFFENDER ASSESSMENT

Assessments Completed:

Risk Level	July	September 1999 through July 2023
Level 1	4	1,230
Level 2	41	9,390
Level 3	15	7,816
Level 4	0	752
Default 3	0	*
Total	60	19,188
*Default Level 3's are included in the total number of Level 3's to date.		

ACIC Numbers:

The total number of sex offenders registered from September 1999 through July 2023:

Compliant	8,890
Delinquent	1,399
Confined	3,630
Out-of-State	4,306
Address Unknown	161
Deported	208
Incapacitated	116
Out of USA	45
Total	18,755

Consistent with current Arkansas law, deceased offenders no longer remain on the registry.

PAWS IN PRISON

July 2023 Unit	Enrolled	Graduated	Foster	Volunteer Hours
Hawkins Unit	3	3	0	0
Maximum Security Unit	8	1	1	0
McPherson Unit	6	6	1	0
North Central Unit	4	3	0	0
Ouachita River Correctional Unit	7	3	0	0
Randall L. Williams Unit	4	2	0	4
Tucker Unit	10	4	0	0
Total	42	22	2	4

Completed Paws in Prison Training:

July 2023 Program Graduates	15
YTD Program Graduates	118
Total Graduates Since Inception (Dec 2011)	2,226
Dogs Currently in Foster (Graduated, but Not Adopted)	3
July 2023 Volunteer Hours	8
YTD Volunteer Hours	58

AGENCY HIGHLIGHTS

JULY 2023

PROMOTIONS

Some of the security promotions during the month of July included:

Benton Unit

- Lt. Jerry Applegarth

Cummins Unit

- Sgt. Kentariour Tate
- Lt. Amoni Stinyard
- Sgt. Shanita Gunn

East Arkansas Regional Unit

- Captain Latasha Davis
- Cpl. Mamie Bonner
- Sgt. Dana McKnight
- Sgt. Mary Nickens

Hawkins Unit

- Sgt. Shawanda Jones

Maximum Security Unit

- Sgt. Tiffany Williams
- Lt. Karma Thorns
- Lt. Nicholas Swiney

North Central Unit

- Lt. John Colbert
- Sgt. Bradley Seymore

Ouachita River Unit

- Sgt. Toni Burks
- Sgt. Joshua Babineaux

Tucker Unit

- Sgt. Joe Alexander

Transportation

- Sgt. Kristopher Johnson
- Sgt. Ticara Fuller

Wrightville Unit

- Sgt. Onekia Strong
- Sgt. Ashley Davis

OUACHITA K9 TEAM ASSISTS SEVIER CO. SHERIFF'S DEPT.

On July 8th, Sevier County Officers responded to a domestic disturbance. Upon arrival, the responding officer was met with gunfire and his patrol unit was hit with multiple rounds. As additional officers arrived, the suspect fled the scene on a motorcycle. Officers engaged in pursuit with the suspect before the suspect crashed and fled on foot. ORCU K9 Team were dispatched and assisted in the manhunt and apprehension of the suspect.

GRIMES UNIT DONATES GARDEN PRODUCE

Over 6,000 pounds of produce from the Grimes Unit gardens were donated to ACC Centers. ACC staff collected the donation from the Grimes Unit and distributed to Central, Southwest and Omega facilities for resident populations.



NATION'S FIRST WOMENS RECOVERY GROUP GRADUATES

On July 29th, 27 students from the Hawkins Unit graduated from the Recovery Alive Process Group for Women. They were the first in the nation to graduate from the program. The group is a biblically balanced program that helps those struggling with substance use disorders, and is under the leadership of First NLR Campus Recovery Pastor Layne Mason.

TUCKER K9 TEAM TRACKS AN ESCAPED PRISONER

On July 8th, 2023, at approximately 11:00 am a prisoner transport vehicle stopped at a Lonoke gas station. During this time, a prisoner caused damage to the cage, busted a window and escaped from the transport vehicle. Lonoke Police Department, Lonoke County Sheriff's Office, Arkansas State Police, and ADC K9 Tracking Team from Tucker responded to assist in locating the suspect. Lonoke County K9 Storm conducted a track of the suspect for 3/4 of a mile. The suspect continued to flee on foot through the wooded area but was arrested by a Lonoke PD Officer as the suspect exited the woods. Abbott was transported to Lonoke County Detention Center where he will be charged with Felony Escape and Felony Fleeing.

ADC DEPUTY WARDENS MAKE DONATION AT ANNUAL CONFERENCE



ADC Deputy Wardens attended the 76th Annual United States Wardens Association Conference in Green Bay, Wisconsin. During the conference, Deputy Warden Maurice

Culclager presented a check on behalf of ADC for \$2,500. The money donated will go towards providing Christmas gifts to the children of Correctional Professionals that lost their lives in the line of duty.

REGIONAL MAINTENANCE PROJECT HIGHLIGHTS

JULY 2023

Malvern City Park Cleanup (Malvern)

Ouachita River Regional Maintenance – July 5:



Boys and Girls Club Cleanup (Malvern)

Ouachita River Regional Maintenance – July 7:



Junior Deputy Sports Complex (Little Rock)

Wrightsville Regional Maintenance – July 7:



Oakland Cemetary Cleanup (Little Rock)

Wrightsville Regional Maintenance – July 26:



2023 INFORMAL GRIEVANCE REPORT

Month	BENTON	HAWK/M	HAWK/F	WRTS	EARU & MX	GRIMES	RLW	MCWR	MCPH	MSU	NCU	PBU	NWA	TU	TRCC	VSMX	VU	CU & CMU	ORCU	Ester	DRU	TOTAL	
JAN	1	8	14	40	138	211	26	2	248	74	43	44	0	57	6	296	38	115	94	23	113	1,591	
FEB	4	2	14	62	123	238	22	1	256	52	56	38	0	60	1	250	37	150	74	35	77	1,552	
MAR	5	4	8	42	153	324	28	0	224	99	64	75	0	84	0	173	44	164	137	47	111	1,786	
APR	7	1	13	61	106	264	12	0	245	77	96	61	0	47	0	194	30	122	131	36	136	1,639	
MAY	6	4	13	46	168	214	21	0	272	138	87	41	0	42	1	151	56	86	112	27	148	1,633	
JUN	6	3	55	70	135	198	15	1	290	95	75	46	0	35	1	161	27	151	85	17	136	1,602	
JUL	0	12	22	33	146	160	11	0	162	71	79	30	0	47	4	142	33	161	103	25	111	1,352	
AUG																						0	
SEPT																							0
OCT																							0
NOV																							0
DEC																							0
TOTAL	29	34	139	354	969	1,609	135	4	1,697	606	500	335	0	372	13	1,367	265	949	736	210	832	11,155	

2023 FORMAL GRIEVANCE REPORT

Month	BENTON	HAWK/M	HAWK/F	WRTS	EARU & MX	GRIMES	RLW	MCWR	MCPH	MSU	NCU	PBU	NWA	TU	TRCC	VSMX	VU	CU & CMU	ORCU	Ester	DRU	TOTAL	
JAN	1	5	4	39	247	127	8	0	86	79	34	29	0	44	0	38	23	84	77	11	63	999	
FEB	2	6	3	51	212	163	13	0	83	77	37	22	0	38	0	119	19	100	72	15	41	1,073	
MAR	2	4	4	37	246	196	14	0	93	104	48	42	0	58	1	139	32	104	115	21	69	1,329	
APR	4	1	9	40	200	154	10	0	94	92	65	52	0	36	2	146	16	101	92	13	86	1,213	
MAY	3	0	5	31	284	127	8	0	97	91	57	28	0	24	0	114	36	69	93	11	68	1,146	
JUN	3	3	15	29	250	112	6	0	109	86	57	40	0	22	1	120	19	96	69	7	75	1,119	
JUL	0	4	9	22	264	74	4	0	83	44	37	24	0	36	0	116	16	99	74	11	60	977	
AUG																							0
SEPT																							0
OCT																							0
NOV																							0
DEC																							0
TOTAL	15	23	49	249	1,703	953	63	0	645	573	335	237	0	258	4	792	161	653	592	89	462	7,856	

Report includes Pine Bluff Reentry (PBR), Pine Bluff Unit (PBU) and Pine Bluff Work Release (PBW).

INMATE INSTITUTIONAL GRIEVANCE APPEAL REPORT – JULY 2023

	Acknowledged	Rejected	Processed W/O Merit	Processed W/ Merit
Benton Unit	0	0	0	0
Benton Work Release	0	0	0	0
Cummins Unit	6	14	5	0
Cummins Modular Unit	0	1	0	0
Delta Regional Unit	15	6	16	0
East Arkansas Regional Unit	11	2	10	0
East Arkansas Regional Max Unit	94	15	67	1
Ester Unit	2	0	0	0
Grimes Unit	12	10	26	0
Maximum Security Unit	9	12	10	0
Tucker Re-Entry	0	0	0	0
McPherson Unit	6	6	4	0
McPherson Mental Health Residential Program Unit	0	0	0	0
Mississippi County Work Release Center	0	0	0	0
Northwest Arkansas Work Release Center	0	0	0	0
North Central Unit	13	2	15	0
Ouachita River Correctional Unit	10	4	5	0
ORCU Hospital	0	0	0	0
ORCU New Commitment	1	0	0	0
ORCU Mental Health Residential Program Unit	0	0	1	0
Pine Bluff Unit	3	1	5	0
Pine Bluff Re-Entry	0	0	0	0
Randall L. Williams Correctional Facility	0	1	0	0
Texarkana Regional Correctional Center	0	0	0	0
Tucker Unit	7	4	2	0
Varner Super Max	38	19	36	1
Varner Unit	4	3	4	0
Wrightsville Unit	9	2	7	0
Hawkins Center	1	0	4	0
Hawkins for Males	0	1	0	0
Hawkins SPU				
Total	241	103	217	2

ADMISSIONS AND RELEASES – JULY 2023

Admissions	Male	Female	Total
Asian	2	0	2
Black	84	8	92
Caucasian	205	40	245
Hispanic	13	0	13
Native American Indian	0	0	0
Native Hawaiian or Pacific Island	0	0	0
Other	2	0	2
Total	306	48	354

Releases	Male	Female	Total
Asian	1	0	1
Black	78	4	82
Caucasian	179	34	213
Hispanic	8	1	9
Native American Indian	1	0	1
Native Hawaiian or Pacific Island	0	0	0
Other	0	0	0
Total	267	39	306

ADC INMATE POPULATION GROWTH 2000-2028 - JULY 2023

Mo.	2000	2001	2002	2003	2004	2005	2006	2007	2008	2009	2010	2011	2012	2013	2014	2015	2016	2017	2018	2019	2020	2021	2022	2023
Jan.	11,984	11,908	12,402	13,015	13,105	13,595	13,481	13,839	14,518	14,796	15,334	16,312	15,134	14,815	17,481	18,142	17,785	17,824	18,201	17,958	17,989	16,119	17,154	17,682
Feb.	12,169	12,022	12,529	13,054	13,166	13,783	13,633	14,012	14,603	14,883	15,374	16,209	14,990	15,008	17,438	18,082	17,625	17,608	17,998	17,846	18,181	16,120	17,077	17,814
March	12,006	12,033	12,299	13,108	13,088	13,418	13,534	13,772	14,580	14,843	15,290	16,095	14,964	14,665	17,395	18,233	17,573	17,666	18,089	17,898	17,860	16,085	16,992	18,075
April	12,069	12,167	12,465	13,213	13,323	13,469	13,554	13,851	14,769	14,937	15,570	16,172	15,124	14,850	17,604	18,703	17,815	17,798	18,227	17,977	17,331	16,250	17,059	18,206
May	12,109	12,384	12,558	13,463	13,556	13,528	13,711	14,146	14,880	15,146	15,694	16,062	15,132	15,074	17,593	18,693	17,769	17,652	17,945	17,817	16,694	16,476	17,229	18,267
June	12,005	12,108	12,439	13,418	13,389	13,251	13,430	13,915	14,700	15,025	15,564	15,554	14,832	14,825	17,340	18,813	17,973	17,963	17,972	17,942	16,552	16,560	17,129	18,213
July	12,030	12,190	12,622	13,509	13,528	13,286	13,560	14,082	14,868	15,195	15,807	15,519	14,879	15,379	17,522	18,870	18,130	18,180	18,005	18,002	16,511	16,638	17,109	18,397
August	12,087	12,371	12,815	13,565	13,632	13,419	13,646	14,224	15,100	15,385	15,829	15,240	14,675	16,103	17,549	18,806	17,919	18,051	17,751	18,090	16,367	16,655	17,274	
September	11,983	12,289	12,774	13,341	13,516	13,237	13,652	14,217	14,850	15,285	16,025	15,172	14,724	16,412	17,605	18,549	18,026	18,179	17,865	17,856	16,215	16,698	17,432	
October	12,119	12,348	12,942	13,341	13,584	13,363	13,775	14,349	14,836	15,381	16,311	15,271	14,856	16,993	17,880	18,430	18,127	18,348	17,943	17,947	16,311	16,821	17,480	
November	12,094	12,408	13,162	13,408	13,706	13,587	13,913	14,437	15,025	15,340	16,460	15,205	14,625	17,168	17,848	17,981	17,573	17,973	17,666	18,060	16,165	16,982	17,521	
December	11,856	12,333	12,845	13,106	13,470	13,338	13,728	14,315	14,716	15,199	16,204	15,062	14,654	17,235	17,874	17,707	17,537	18,078	17,799	17,759	16,094	17,023	17,648	
Net Ann. Inc.	29	477	512	261	364	-132	390	587	401	483	1,005	-1,142	-408	2,581	639	-167	-170	541	-279	-40	-1,665	929	625	749
Avg. Mo. Inc.	2	40	43	22	30	-11	33	49	33	40	84	-95	-34	215	53	-14	-14	45	-23	-3	-139	77	52	107

Population is total jurisdictional count at end of each month. Population at end of month December 1999 was 11,827.

Average monthly population increased for past fifteen years 2008 - 2022 is 18

Average monthly population increased for past ten years Jan. 2013 - Dec 2022 is 25

Average monthly population decreased for past five years 2018 - 2022 is -7

Projected at Growth of 18 per Month

Mo.	2008	2009	2010	2011	2012	2013	2014	2015	2016	2017	2018	2019	2020	2021	2022	2023	2024	2025	2026	2027	2028	2029	
	Actual	Actual	Actual	Actual	Actual	Actual	Actual	Actual	Actual	Actual	Actual	Actual	Actual	Actual	Actual	Actual/Proj	Proj.	Proj.	Proj.	Proj.	Proj.	Proj.	
January	14,518	14,796	15,334	16,312	15,134	14,815	17,481	18,142	17,785	17,824	18,201	17,958	17,989	16,119	17,154	17,682	18,505	18,721	18,937	19,153	19,369	19,585	
February	14,603	14,883	15,374	16,209	14,990	15,008	17,438	18,082	17,625	17,608	17,998	17,846	18,181	16,120	17,077	17,814	18,523	18,739	18,955	19,171	19,387	19,603	
March	14,580	14,843	15,290	16,095	14,964	14,665	17,395	18,233	17,573	17,666	18,089	17,898	17,860	16,085	16,992	18,075	18,541	18,757	18,973	19,189	19,405	19,621	
April	14,769	14,937	15,570	16,172	15,124	14,850	17,604	18,703	17,815	17,798	18,227	17,977	17,331	16,250	17,059	18,206	18,559	18,775	18,991	19,207	19,423	19,639	
May	14,880	15,146	15,694	16,062	15,132	15,074	17,593	18,693	17,769	17,652	17,945	17,817	16,694	16,476	17,229	18,267	18,577	18,793	19,009	19,225	19,441	19,657	
June	14,700	15,025	15,564	15,554	14,832	14,825	17,340	18,813	17,973	17,963	17,972	17,942	16,552	16,560	17,129	18,213	18,595	18,811	19,027	19,243	19,459	19,675	
July	14,868	15,195	15,807	15,519	14,879	15,379	17,522	18,870	18,130	18,180	18,005	18,002	16,511	16,638	17,109	18,397	18,613	18,829	19,045	19,261	19,477	19,693	
August	15,100	15,385	15,829	15,240	14,675	16,103	17,549	18,806	17,919	18,051	17,751	18,090	16,367	16,655	17,274	18,415	18,631	18,847	19,063	19,279	19,495	19,711	
September	14,850	15,285	16,025	15,172	14,724	16,412	17,605	18,549	18,026	18,179	17,865	17,856	16,215	16,698	17,432	18,433	18,649	18,865	19,081	19,297	19,513	19,729	
October	14,836	15,381	16,311	15,271	14,856	16,993	17,880	18,430	18,127	18,348	17,943	17,947	16,311	16,821	17,480	18,451	18,667	18,883	19,099	19,315	19,531	19,747	
November	15,025	15,340	16,460	15,205	14,625	17,168	17,848	17,981	17,573	17,973	17,666	18,060	16,165	16,982	17,521	18,469	18,685	18,901	19,117	19,333	19,549	19,765	
December	14,716	15,199	16,204	15,062	14,654	17,235	17,874	17,707	17,537	18,078	17,799	17,759	16,094	17,023	17,648	18,487	18,703	18,919	19,135	19,351	19,567	19,783	
Net Ann. Inc.	401	483	1,005	-1,142	-408	2,581	639	-167	-170	541	-279	-40	-1,665	929	625	839	216	216	216	216	216	216	216
Ave. Mo. Inc.	33	40	84	-95	-34	215	53	-14	-14	45	-23	-3	-139	77	52	70	18	18	18	18	18	18	18

MONTHLY POPULATION AVERAGES - JULY 2023

Unit/Center	7/3	7/4	7/5	7/6	7/7	7/10	7/11	7/12	7/13	7/14	7/17	7/18	7/19	7/20	7/21	7/24	7/25	7/26	7/27	7/28	7/31	AVG
Benton	329	331	331	335	338	338	337	348	347	347	352	352	353	355	355	351	352	356	356	355	360	347
Cummins	2,004	2,002	2,002	2,003	2,006	2,006	2,004	2,003	2,006	2,004	2,001	2,001	2,002	2,002	1,998	1,999	1,999	1,999	1,996	1,996	1,993	2,001
Delta	619	620	620	618	618	616	619	618	618	616	619	619	620	617	623	625	624	626	623	624	627	620
E AR Reg	1,643	1,644	1,644	1,644	1,639	1,636	1,634	1,639	1,639	1,637	1,650	1,646	1,645	1,645	1,644	1,643	1,648	1,649	1,646	1,644	1,651	1,643
Ester	565	571	571	569	566	565	569	573	574	574	576	576	575	573	578	579	580	569	575	574	573	573
Grimes	1,087	1,086	1,086	1,088	1,087	1,081	1,088	1,088	1,082	1,081	1,088	1,087	1,086	1,088	1,091	1,087	1,086	1,086	1,082	1,081	1,086	1,086
Max Sec	573	572	572	574	576	577	578	578	579	578	578	580	580	580	580	580	579	580	579	583	583	578
McPherson	1,052	1,052	1,052	1,049	1,049	1,052	1,049	1,052	1,050	1,048	1,048	1,050	1,052	1,052	1,053	1,051	1,050	1,052	1,053	1,051	1,054	1,051
MCWRC	172	172	172	168	169	171	171	172	172	172	172	172	173	173	173	173	173	173	173	173	173	172
N Central	870	867	867	867	867	863	861	861	861	859	859	859	859	859	859	859	852	852	851	851	860	860
NWAWRC	100	100	100	100	100	100	100	100	99	100	100	100	100	100	100	100	100	99	100	100	100	100
Ouachita River	1,854	1,845	1,845	1,852	1,844	1,842	1,851	1,848	1,843	1,853	1,850	1,854	1,853	1,858	1,863	1,866	1,865	1,865	1,865	1,858	1,865	1,854
Randall L Williams	547	540	540	539	540	548	548	545	546	546	547	547	543	549	544	548	544	543	541	540	538	544
Pine Bluff	556	553	553	553	551	549	550	553	554	554	551	551	551	550	549	548	552	552	552	548	554	552
PB Reentry	54	54	54	54	54	54	54	54	54	54	54	54	54	54	54	54	54	54	53	53	52	54
TRCC	132	132	132	129	129	130	130	130	130	129	132	132	132	133	133	130	130	130	130	133	133	131
Tucker	620	621	621	618	619	618	623	622	622	617	615	620	618	623	633	633	633	630	630	632	626	624
Varner	1,689	1,689	1,689	1,691	1,690	1,690	1,688	1,687	1,686	1,685	1,685	1,680	1,680	1,682	1,681	1,686	1,684	1,683	1,683	1,683	1,686	1,686
Wrightsville	855	853	853	850	845	844	849	849	859	862	861	859	857	861	856	853	857	856	854	854	850	854
WR Hawkins-Females	248	245	245	245	246	246	246	246	246	244	245	245	245	244	244	244	245	245	245	245	246	245
WR Hawkins-Males	200	200	200	200	198	197	199	199	198	197	196	197	197	199	199	200	200	200	200	200	200	199
Total ADC	15,769	15,749	15,749	15,746	15,731	15,723	15,748	15,765	15,765	15,757	15,779	15,781	15,775	15,797	15,810	15,809	15,807	15,799	15,787	15,778	15,810	15,774
ALETA	18	18	18	18	18	18	18	18	18	18	18	18	18	18	18	18	18	18	18	18	18	18
Ar State Police	57	57	57	57	57	57	56	56	56	56	56	55	54	54	53	53	53	53	54	54	54	55
Co Jail / M	1,904	1,909	1,909	1,912	1,948	1,967	1,934	1,922	1,930	1,942	1,941	1,958	1,989	1,991	1,999	1,991	2,002	2,030	2,060	2,071	2,044	1,969
Co Jail / F	169	168	168	173	172	172	169	165	173	169	165	156	155	155	154	155	148	152	152	154	143	161
Total Co Jail BK	2,073	2,077	2,077	2,085	2,120	2,139	2,103	2,087	2,103	2,111	2,106	2,114	2,144	2,146	2,153	2,146	2,150	2,182	2,212	2,225	2,187	2,130
309/M	184	185	185	185	186	187	190	189	187	188	187	187	188	189	189	190	190	189	188	188	188	188
309/F	110	110	110	111	110	110	110	111	111	111	111	111	112	114	114	114	114	113	113	113	112	112
Total Act 309	294	295	295	296	296	297	300	300	298	299	298	298	300	303	303	304	304	303	302	301	300	300
Total Non ADC	2,442	2,447	2,447	2,456	2,491	2,511	2,477	2,461	2,475	2,484	2,478	2,485	2,516	2,521	2,527	2,521	2,525	2,556	2,586	2,598	2,559	2,503
Total	18,211	18,196	18,196	18,202	18,222	18,234	18,225	18,226	18,240	18,241	18,257	18,266	18,291	18,318	18,337	18,330	18,332	18,355	18,373	18,376	18,369	18,277

FISCAL YEAR 2023 COUNTY JAIL BACKUP - JULY 2023

DAY		Jul-23
1	*	2,053
2	*	2,053
3		2,073
4		2,077
5		2,077
6		2,085
7		2,120
8	*	2,120
9	*	2,120
10		2,139
11		2,103
12		2,087
13		2,103
14		2,111
15	*	2,111
16	*	2,111
17		2,106
18		2,114
19		2,144
20		2,146
21		2,153
22	*	2,153
23	*	2,153
24		2,146
25		2,150
26		2,182
27		2,212
28		2,225
29	*	2,225
30	*	2,225
31		2,187
Avg Daily Backup		2,131

Note: Totals do not include 309 Contracts in County Jails (maximum of 336)

County Jail Back-up average for July 2022 - 2,131

Short-Term Revocation Program average for July 2023 - 464

STTG UNIT COUNTS – JULY 2023

Unit	Beginning Total	Confirmed	Suspected	In	Out	Paroled	Removed	Ending Total	Total Unit Population	Unit % of STTG's
Benton	89	0	0	17	5	2	0	99	359	27.58%
Cummins	677	1	0	48	44	0	0	682	1,991	34.25%
Delta	203	0	0	15	7	0	0	211	627	33.65%
EARU	710	0	0	33	23	8	0	712	1,650	43.15%
Ester	111	0	0	33	7	2	0	135	573	23.56%
Grimes	375	1	0	27	13	6	0	384	1,083	35.46%
Hawkins	48	0	0	0	3	0	0	45	446	10.09%
Max	285	0	0	26	10	9	0	292	582	50.17%
Mcperson	49	0	0	1	0	0	0	50	1,054	4.74%
MCWR	46	0	0	7	4	4	0	45	173	26.01%
NCU	269	1	0	13	18	4	0	261	860	30.35%
NWAWR	23	0	0	0	0	0	0	23	100	23.00%
ORCU	320	0	0	38	27	8	0	323	1,585	20.38%
ORCU Intake	95	98	0	0	91	0	0	102	286	35.66%
Pine Bluff	167	0	0	20	16	3	0	168	600	28.00%
RLW	198	0	0	24	23	1	0	198	544	36.40%
TWR	41	0	0	8	7	0	0	42	131	32.06%
Tucker	204	0	0	14	11	6	0	201	622	32.32%
Varner	730	0	0	47	73	1	0	733	1,683	43.55%
Wrightsville	302	0	0	15	14	6	0	297	857	34.66%
Total	4,942	101	0	386	396	60	0	5,003	15,806	31.65%

ORCU Intake brought in 98 new STTG members into ADC last month.

STTG DISCIPLINARY REPORT - JULY 2023

Unit	STTG Incidents	STTG Suspected Incidents	Total Unit Disciplinary	Disciplinary Involving STTG	Percentage
Benton	0	0	15	3	20.00%
Cummins	0	0	439	243	55.35%
Delta	0	0	98	51	52.04%
EARU	0	0	262	129	49.24%
Easter	0	0	23	3	13.04%
Grimes	1	0	189	89	47.09%
Hawkins	0	0	1	0	0.00%
Max	0	0	79	47	59.49%
Mcperson	0	0	121	6	4.96%
MCWR	0	0	6	2	33.33%
NCU	3	0	113	52	46.02%
NWAWR	0	0	1	0	0.00%
ORCU	0	0	137	63	45.99%
ORCU Intake	0	0	11	3	27.27%
Pine Bluff	0	0	69	33	47.83%
RLW	0	0	87	40	45.98%
TWR	0	0	8	4	50.00%
Tucker	0	0	149	76	51.01%
Varner	0	1	374	175	46.79%
Wrightsville	0	0	179	90	50.28%
Total	4	1	2,361	1,109	46.97%

STTG COUNTS BY STTG SET – JULY 2023

STTG Set	Benton	Cummins	Delta	EARU	Ester	Grimes	Hawkins	Max	McPherson	MCWR	NCU	NWAWR	ORCU	Intake	PB	RLW	TWR	Tucker	Varner	Wrightsville	Total
Asian	1	1	0	0	2	0	0	0	0	0	0	0	1	0	1	1	0	1	1	0	9
Bloods	20	146	36	145	22	83	4	63	4	4	40	4	48	18	26	35	10	27	163	55	953
Crips	12	75	30	89	18	40	8	47	3	5	29	2	31	13	19	17	2	18	106	39	603
Folk	4	65	11	54	0	36	11	33	2	1	13	8	18	4	6	11	3	11	80	21	392
GD	21	148	45	181	30	79	1	64	11	13	71	0	60	8	34	51	10	55	150	70	1,102
Mexican	3	23	7	18	4	14	1	4	2	4	6	1	12	2	7	8	0	7	24	13	160
Motorcycle	0	2	0	1	0	0	0	2	1	0	3	0	2	0	1	0	0	0	2	2	16
Other	6	11	17	20	5	9	3	7	4	1	10	0	25	4	6	10	1	9	16	10	174
People	1	30	6	29	2	16	2	18	2	0	13	0	10	7	11	8	1	10	14	10	190
Unknown	0	16	7	7	3	1	1	1	5	0	1	0	0	0	2	0	1	2	6	10	63
W/S	16	80	22	55	47	47	5	9	6	10	31	3	78	22	33	28	5	27	78	28	630
AB	0	11	2	9	0	2	1	2	1	0	7	2	3	0	1	3	1	2	18	1	66
AC	1	8	7	15	1	8	0	6	2	1	2	1	3	2		3	1	5	12	1	79
NAE	8	35	7	35	1	22	1	16	5	3	13	1	14	10	7	10	3	10	28	11	240
WAR	6	31	14	54	0	27	7	20	2	3	22	1	18	12	14	13	4	17	35	26	326
Total	99	682	211	712	135	384	45	292	50	45	261	23	323	102	168	198	42	201	733	297	5,003

Key:

GD = Gangster Disciples

W/S = White Supremacist

NAE = New Aryan Empire

WAR = White Aryan Resistance

AC = Aryan Circle

AB = Aryan Brotherhood

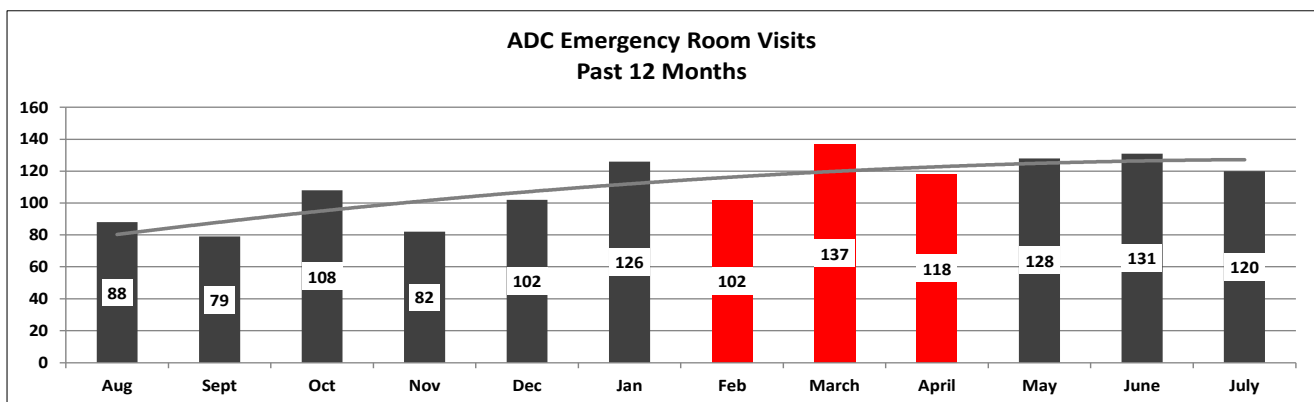
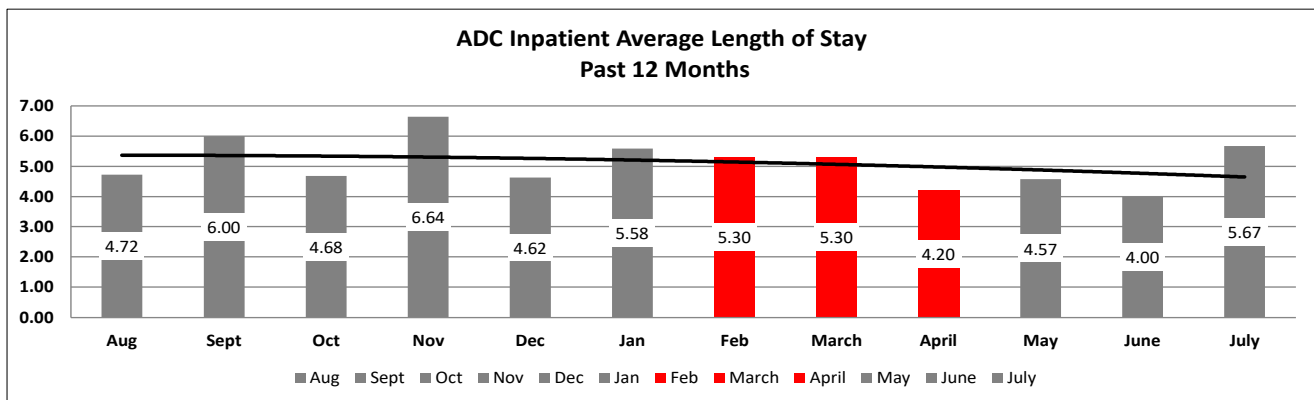
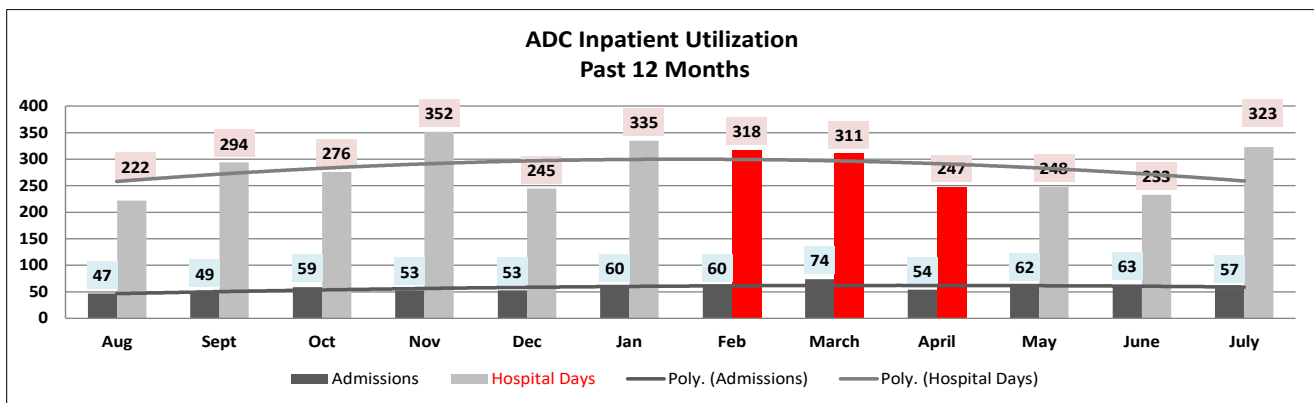
ADC INPATIENT AND EMERGENCY ROOM UTILIZATION

ADC Inpatient Statistics Past 12 Months

	2022					2023							Average
	Aug	Sept	Oct	Nov	Dec	Jan	Feb	March	April	May	June	July	
Admissions	47	49	59	53	53	60	60	74	54	62	63	57	57.6
Hospital Days	222	294	276	352	245	335	318	311	247	248	233	323	283.7
Average Length of Stay	4.72	6.00	4.68	6.64	4.62	5.58	5.30	5.30	4.20	4.57	4.00	5.67	4.93

ADC ER Visits Past 12 Months

	2022					2023							Average
	Aug	Sept	Oct	Nov	Dec	Jan	Feb	March	April	May	June	July	
Emergency Room Visits	88	79	108	82	102	126	102	137	118	128	131	120	110.1



MEDICAL GRIEVANCE BOARD REPORT – JULY 2023

Unit	Acknowledged/Received	Rejected	Reviewed & Signed by Dep Director	With Merit	With Merit, but Resolved	% With Merit	Without Merit
Benton	0	0	0	0	0	0.00%	0
CMU	0	0	0	0	0	0.00%	0
Cummins	12	5	12	0	0	0.00%	12
Delta	4	0	3	0	0	0.00%	3
EARU	23	2	17	0	1	5.88%	16
EARU Max	29	0	13	1	0	7.69%	12
Ester	2	0	2	0	0	0.00%	2
Grimes	15	1	16	0	1	6.25%	15
Hawkins	0	0	0	0	0	0.00%	0
McPherson	17	0	12	0	0	0.00%	12
MCWRC	0	0	0	0	0	0.00%	0
MSU	8	0	4	1	0	25.00%	3
North Central	7	0	5	1	0	20.00%	4
NWAWRC	0	0	0	0	0	0.00%	0
Ouachita	12	0	12	1	0	8.33%	11
Pine Bluff	4	2	2	0	0	0.00%	2
Randall L. Williams	1	0	0	0	0	0.00%	0
SNN	0	0	0	0	0	0.00%	0
TRCC	0	0	0	0	0	0.00%	0
Tucker	2	1	0	0	0	0.00%	0
Varner	8	1	2	0	0	0.00%	2
Varner Super Max	10	4	14	0	0	0.00%	14
WRU	1	0	0	0	0	0.00%	0
WHM	0	0	0	0	0	0.00%	0
WWR	0	0	0	0	0	0.00%	0
Total	155	16	114	4	2	5.26%	108

CHAPLAINCY

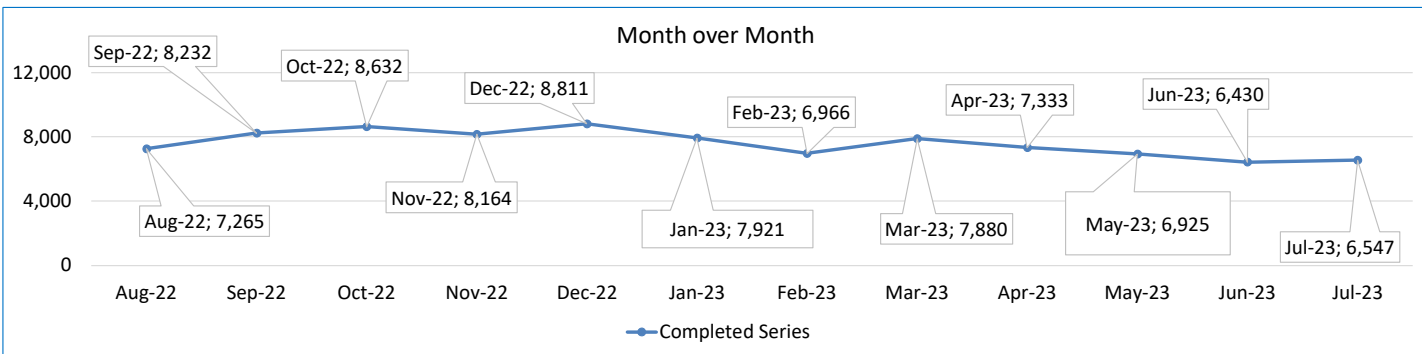
Month: July Year: 2023	CUMMINS	DELTA REGIONAL	EAST ARKANSAS	EAST ARKANSAS MAX	ESTER	GRIMES	HAWKINS	MAXIMUM	MCPHERSON	NORTH CENTRAL	OUACHITA RIVER	PINE BLUFF	RANDALL L. WILLIAMS	TUCKER	VARNER	VARNER MAX	WRIGHTSVILLE	TOTAL
Services Chaplains Oversaw																		
Christian																		
Population	7	10	6	0	4	2	0	3	10	15	4	5	4	4	12	0	1	87
Segregation	0	0	0	0	0	0	0	3	0	0	0	0	0	0	0	0	0	3
Muslim																		
Population	1	5	2	0	4	4	0	4	4	4	4	3	4	0	4	0	0	43
Segregation	0	0	0	0	0	0	0	4	0	0	0	0	0	0	0	0	0	4
137																		
Volunteers in Charge																		
Protestant	12	0	7	0	12	9	10	12	12	9	9	4	12	15	0	0	11	134
Catholic	2	1	1	0	0	0	4	0	2	4	4	1	1	0	3	0	4	27
Muslim	0	1	2	0	0	0	1	2	4	0	0	0	0	0	0	0	3	13
Other	2	0	3	0	1	8	0	2	6	0	5	0	0	0	14	0	0	41
Baptism	8	0	10	0	0	0	0	0	0	1	4	0	0	0	0	0	0	23
Marriages																		
	0	0	0	0	0	1	0	0	0	1	1	0	0	0	1	0	0	4
Distributed by Chaplains																		
Greeting Cards	25	8	0	0	55	33	0	50	0	30	45	62	11	21	18	234	15	607
Bibles, Quran, Torah, Etc.	51	13	23	19	30	17	30	14	65	80	225	21	5	11	19	16	22	661
Study Course	0	0	47	64	118	6	25	12	23	0	31	18	2	24	0	4	0	374
Writing Supplies	0	0	0	0	59	152	100	84	91	0	250	0	0	0	0	0	0	736
Literature	1,789	126	956	832	120	85	150	34	341	980	275	177	15	108	488	46	175	6,697
Chaplain's Visits																		
Barracks	63	14	79	0	24	30	20	2	106	56	44	100	48	61	70	70	20	807
Approximate Hours Spent in Barracks	40	21	12	0	8	5	1	2	31	14	22	10	36	15	18	18	32	285
Inmate Office visits	27	126	21	0	42	41	71	7	12	79	43	14	22	106	67	77	16	771
Other Office visits	23	20	8	1	8	15	11	5	28	10	39	27	3	44	54	4	8	308
Hospital	1	0	0	0	0	0	0	0	0	0	11	0	0	0	0	0	0	12
Infirmery/Sick Call	5	2	1	0	4	3	0	5	4	3	5	2	2	2	3	6	4	51
Restrictive/Punitive Housing	16	6	0	27	4	5	3	1	15	7	10	3	4	6	17	18	3	145
PC - DRU	3																	3
Visitation Days	0	0	0	0	0	0	0	1	0	0	0	0	0	0	0	0	0	1
Volunteer Visits																		
RCV	0	0	1	0	2	0	4	2	3	0	1	14	0	0	0	0	0	27
OCV	6	1	9	0	6	11	4	17	20	36	6	0	4	13	0	0	0	133
Spiritual Advisor	0	0	0	0	0	0	0	0	0	0	0	0	0	0	0	0	0	0
CRA	22	3	51	17	10	38	54	44	51	42	40	7	42	33	27	12	31	524
Religious Volunteer Hours																		
Volunteer Hours	75	21	123	51	36	132	62	154	203	483	162	57	46	221	82	39	62	2,009
Denominational/Volunteer Chaplain Hours	14	4	0	0	42	18	55	37	62	214	30	31	0	40	20	16	32	615
2,624																		
Other Activities of Chaplain																		
Counseled Employees	6	21	8	0	5	2	8	3	2	5	21	9	4	20	73	0	7	194
Orientation Sessions	4	0	0	0	0	0	0	0	0	2	0	0	0	0	0	0	0	6
Free World Devotions	0	0	3	0	4	10	0	0	10	0	6	0	0	4	14	0	0	51
Spoke in Churches	16	4	4	0	2	2	0	0	2	0	5	0	0	4	14	0	3	56
Crisis Intervention Sessions	14	4	3	0	0	0	7	1	0	6	14	2	7	11	5	4	3	81
Marriage Counseling	0	0	2	0	0	0	0	0	0	1	1	0	1	0	0	0	0	5
Denominational Meeting	0	0	0	0	1	0	0	0	0	0	0	0	0	0	0	0	0	1
Chaplain's Meeting	3	0	1	0	1	1	2	1	1	1	1	1	1	1	2	0	0	17
Volunteer Training Session	0	0	0	0	0	0	0	0	1	0	0	0	0	1	0	0	0	2
Chaplain Transfers																		
	0	0	0	0	0	0	0	0	0	0	0	0	0	0	0	0	0	0
Chaplain Promotions																		
	0	0	0	0	0	0	0	0	0	0	0	0	0	0	0	0	0	0
PAL PROGRAM																		
Enrolled at start of month	60	23	48	0	57	50	22	18	56	66	34	0	0	55	50	0	25	564
Enrolled during the month	2	6	8	0	1	5	1	2	16	8	0	0	0	8	1	0	0	58
Removed From PAL Program																		
# Paroled	0	1	1	0	0	1	0	0	2	1	0	0	0	2	0	0	0	8
# Completed	0	3	0	0	0	5	0	0	3	1	1	0	0	5	0	0	0	18
# Withdrew	0	0	1	0	0	1	0	0	6	1	0	0	0	0	0	0	0	9
# Removed	1	1	2	0	0	4	1	1	2	3	1	0	0	2	1	0	0	19
# Transferred	1	2	0	0	0	1	1	0	4	2	2	0	0	1	0	0	0	14
Total Removed from PAL Program	2	7	4	0	0	12	2	1	17	8	4	0	0	10	1	0	0	68
Total Enrolled at the End of the Month	60	22	52	0	58	43	21	19	55	66	30	0	0	53	50	0	25	554
Volunteers In PAL																		
	11	1	6	0	5	7	14	7	14	15	4	0	0	7	4	0	5	100
Special Events:																		
	1	0	0	0	0	0	0	0	0	1	1	0	0	0	1	0	1	5

SECURUS VIDEO VISITATION REPORT JULY 2023

AR-DOC SVV Activity Tracker

Total ADP 15,876

Total Visits by Month	Aug-22	Sep-22	Oct-22	Nov-22	Dec-22	Jan-23	Feb-23	Mar-23	Apr-23	May-23	Jun-23	Jul-23
Total (Includes SuperMax)	7,265	8,232	8,632	8,164	8,811	7,921	6,966	7,880	7,333	6,925	6,430	6,547
Target Objective	15,587	15,587	15,587	15,587	15,587	15,587	15,587	15,587	15,587	15,587	15,587	15,587



Completed Visits

Site	Current Month	Previous Month
Benton	124	101
Cummins	590	504
Delta Regional	377	301
East Arkansas Regional	586	631
Ester	261	285
Grimes	522	551
J Aaron Hawkins Sr.	438	387
Tucker Max	325	354
Mcperson	347	329
Mississippi County WRC	105	81
North Central	520	489
NW Arkansas WRC	20	34
Ouachita River	737	770
Pine Bluff Complex	163	201
Randall L Williams	110	141
State Police Barracks	66	55
Texarkana Regional	29	45
Tucker Unit	187	181
Varner	733	647
Wrightsville Unit	279	303
Pine Bluff Re-Entry	28	40
Tucker Re-entry	0	0
Total:	6,547	6,430

Missed by Inmate

Site	Current Month	Previous Month
Benton	5	5
Cummins	28	25
Delta Regional	3	9
East Arkansas Regional	16	30
Ester	4	4
Grimes	14	25
J Aaron Hawkins Sr.	7	9
Tucker Max	11	9
Mcperson	11	6
Mississippi County WRC	5	4
North Central	6	1
NW Arkansas WRC	3	2
Ouachita River	13	23
Pine Bluff Complex	6	3
Randall L Williams	4	3
State Police Barracks	2	6
Texarkana Regional	1	4
Tucker Unit	3	5
Varner	13	25
Wrightsville Unit	2	4
Pine Bluff Re-Entry	1	0
Tucker Re-entry	0	0
Total:	158	202

**SECURUS TABLET REPORT
JULY 2023**

Facility Name	Personal Tablets (All)	\$0	\$5	Community / Inventory	Officer	Total
AR DOC - BENTON UNIT	358	112	246	166	8	532
AR DOC - CUMMINS UNIT	1,320	918	402	763	14	2,097
AR DOC - DELTA REGIONAL UNIT	470	264	206	352	20	842
AR DOC - EAST ARKANSAS REGIONAL UNIT	821	552	269	630	10	1,461
AR DOC - ESTER UNIT	527	353	174	289	20	836
AR DOC - GRIMES UNIT	685	429	256	536	14	1,235
AR DOC - J AARON HAWKINS SR CENTER FOR W	411	237	174	202	19	632
AR DOC - MCPHERSON UNIT	738	467	271	314	21	1,073
AR DOC - MISSISSIPPI COUNTY WORK RELEASE	172	39	133	69	9	250
AR DOC - NORTH CENTRAL UNIT	622	370	252	247	10	879
AR DOC - NW ARKANSAS WORK RELEASE CENTER	99	33	66	18	8	125
AR DOC - OUACHITA RIVER UNIT	1,233	793	440	557	14	1,804
AR DOC - PINE BLUFF RE-ENTRY CENTER	51	11	40	24	0	75
AR DOC - PINE BLUFF UNIT	464	323	141	249	9	722
AR DOC - RANDALL L WILLIAMS FACILITY	317	225	92	210	15	542
AR DOC - STATE POLICE BARRACKS	54	34	20	16	3	73
AR DOC - TEXARKANA REGION CORRECTION CEN	134	39	95	95	10	239
AR DOC - TUCKER MAXIMUM SECURITY UNIT	241	163	78	363	14	618
AR DOC - TUCKER RE-ENTRY CENTER	0	0	0	45	2	47
AR DOC - TUCKER UNIT	459	301	158	310	11	780
AR DOC - VARNER UNIT	852	613	239	672	21	1,545
AR DOC - WRIGHTSVILLE UNIT	608	413	195	469	9	1,086
	10,636	6,689	3,947	6,596	261	17,493

CONSTRUCTION BUDGET / STATUS REPORT - AUGUST 7, 2023 — [Page 1 of 2]

Fund	Project Description	Approved Budget	Actual Budget Spent	Available Budget	\$ % Complete	Construction % Complete	Notes
700483A	EARU Max Rec Expanded Metal Rec Yard	879,000	865,186	13,814	98%	87%	Construction of the Rec Pens at EARU began on 1/03/2022. We are making great progress with this project. The funds spent on this project is reflective of the engineering fees, material and construction of the panels. 24 pens are complete and delivered to the unit for use. All of the prep work for the remaining 24 pens is complete. Concrete foundation is completed. Erecting panels on-site.
700483A NDC0200	Tucker Max Expanded Metal Rec Yard	8,160,845	1,141,680	7,019,165	14%	13%	Final plans submitted to DBA for approval on pre-cast pens. The funds spent on this project is reflective of engineering fees and the material needed to construct the rec pen panels.
700483A	Cummins Expanded Metal Rec Yard	368,617	72,760	295,857	20%	15%	We are constructing the panels on-site. Funds spent on this project is reflective of engineering fees spent against this portion of the overall project. This project is being finalized with the design team and will be submitted to DBA in the following weeks for review and approval.
KBR4Q95	Bullpens	851,999	388,676	463,323	46%	45%	Varner & EARU complete. Installation underway at Max. Locks delivered. Construction of bullpens are on-going.
KBR4Q95	13 & 15 Barracks Door Revisions	174,000	162,098	11,902	93%	93%	All doors and locks installed in 13 Barracks. 15 barracks has been remeasured for quality assurance and we are fabricating the revisions at this time at Central Maintenance. Reworking 5 doors at a time for renovation. On-going.
7004828	Entegrity Energy Improvements Phase 2 at Tucker and Max	18,603,150	18,422,630	180,520	99%	99%	Lighting, plumbing and water are complete at the Max and Tucker Unit. HVAC is finishing up at the Max. Phase II complete. All that is left to perform is the training for the preventive maintenance.
HCA0100 NDC0200	Entegrity Energy Improvements NCU Water Conservation	2,490,173	924,851	401,854	84%	85%	All of the water project is complete inside the unit. The only remianing item left is the automatic bar screen. They are currently working on that project.
7004820	Lethal Fence Control for Cummins, Varner SuperMax, Tucker Max, & EARU	1,490,000	990,316	499,684	66%	75%	Material and part delays has driven the delay on project. Funds spent on this project is reflective of design fees and payment for equipment to vendor. The EARU lethal fence upgrade element is complete. The trench is dug and the conduit is ran for Cummins, Max and Varner. New controls are being installed.
KBSFW18 KBR4Q95	Max Armory	100,000	69,318	950	99%	98%	Funds spent on this project is reflective of material pre-purchased prior to the start of construction. Building is complete and delivered. The fence material is on-site and will be erected in the next several weeks to close this project out.
7004810	Administrative East Roof Replacement	2,191,441	2,014,962	176,479	92%	100%	Project Scope has been completed. We are awaiting the manufacturer to have their site visit to issue the warranty. We are working with the WD&D and the contractor on liquidatable damages on exceeding days toward completion. Also, we are working with both parties to close out the insurance claims that were experienced during the project.
7004810	Central Warehouse Roof Replacement	385,816	231,648	154,168	60%	100%	
7004810	RLW Roof Replacement	2,722,743	2,162,584	560,159	79%	100%	
865C 7004820 KBR4Q95	NCU Perimeter Security	600,000	20,625	47,239	92%	99%	All equipment for NCU and cameras are operational. Walkthrough at NCU has been completed and vendor is working that punch list.
KBR4N98	Max Re-Entry Generator Project	135,000	16,635	118,365	12%	10%	Plans submitted to DBA. We have received our notice to proceed on this project. Funds spent are reflective of engineering fees and site work at location.
NDC0300	Mississippi County 50 Bed Expansion	2,300,000	98,544	2,201,456	4%	3%	The design firm has completed the final design for review. Documents are at DBA for final review. Fees are reflective of design fees allowed under the state contract.
KBR4Q95	NCU Generator	202,000	177,350	24,650	88%	10%	DBA Approved. Generator has arrived. Funds spent on this project is on-call design fees, generator cost and material needed once we are ready for installation. This project is on hold.
7004811	Tucker Riot Gates	700,000	40,154	659,846	6%	0%	Documents are at DBA under review. Fees are reflective of design fees allowed under the state contract.
7004812	Tucker School Project	1,500,000	15,250	1,484,750	1%	0%	Design and development phase of this project has been completed. The documents for review has been sent over to DBA. Project submittals are under review with the selection committee for the design professional. Design firm has been selected.



CONSTRUCTION BUDGET / STATUS REPORT - AUGUST 7, 2023 — [Page 2 of 2]

Fund	Project Description	Approved Budget	Actual Budget Spent	Available Budget	\$ % Complete	Construction % Complete	Notes
KBSHW18	Tucker Water Treatment	1,093,848	173,830	920,018	16%	10%	The original blueprints has been completed and approved. The detail drawings are complete. Submittals has been presented to DBA for final approval. We are awaiting guidance for notice to proceed utilizing the ARPA funds awarded. The funds spent on this project is reflective of engineering and design fees.

Telephone Projects

Maintenance & Operations	AC All Units	70,000	0	70,000	0%	0%	repairing & replacing daily.
	ACA	100,000	0	100,000	0%	0%	Working with Central Office/AE, Max, TA, Grimes, McPherson, Cummins & ORCU
	ADA	10,000	0	10,000	0%	0%	on-going
	Additional Metal Fab	15,000	0	15,000	0%	0%	on-going
	Boiler Fund	60,500	0	60,500	0%	0%	on-going
	Camera Equipment	320,000	3,370	316,630	1%	0%	cameras as requested/approved.
	Fastop	15,000	0	15,000	0%	0%	on-going
	Fire Alarm	41,000	8,366	32,634	20%	0%	on-going
	Gates and Fences	25,000	813	24,187	3%	0%	on-going
	Locks and Riot Gates	90,000	72	89,928	0%	0%	on-going
	Metal Ceilings	20,000	0	20,000	0%	0%	on-going
	ORCU Gravel Pit	15,000	2,668	12,332	18%	0%	on-going
	Stainless Steel	20,000	0	20,000	0%	0%	on-going
	Subtotal	\$ 801,500	\$ 15,290	\$ 786,210			

Capital Projects FY23 Carry Forward	Dog Kennel/Horse Stable Malvern	58,000	0	58,000	0%	40%	Dog Kennel is complete. Leveled the property and prepared for the foundation work. Poured the footers and support pillars on 6/29. The remaining material was delivered on-site on 6/30.
	Emergency Generator - All Units	100,000	0		0%	0%	on-going
	Roof Repair-Benton		0				Need repairs at Delta, Varner, Tucker Max and Tucker, Wrightsville, Pine Bluff, Cummins, NAWAR.
	Roof Repair-Central Office		0				
	Roof Repair-Central Warehouse		0				
	Roof Repairs-Cummins		0				
	Construction/Maintenance		0				
	Roof Repairs-Delta		0				
	Roof Repairs-East Arkansas		0				
	Roof Repairs-Max	910,700	51,552	854,653	6%	6%	
	Roof Repair-Malvern		0				
	Roof Repair - NAWARC		0				
	Roof Repair - PBU		4,495				
	Roof Repair - RLW		0				
	Roof Repairs-Tucker		0				
	Roof Repairs-Varner		0				
	Roof Repairs-Wrightsville		0				
	Subtotal	\$ 1,068,700	\$ 56,047	\$ 1,012,653			

Architect Fees	30,000	5,578	24,423	19%
Total	\$ 1,900,200	\$ 76,915	\$ 1,823,285	

Notes: Report has not been reconciled against Accountings Reconciled Reports. Tolerance/Deviation is with in 1% of Projected Spending.