



DIVISION OF CORRECTION BOARD REPORT

April 2025

Dexter Payne
Director



POPULATION REPORT

RESEARCH/PLANNING

March 2025 Admissions and Releases – Admissions for March 2025 totaled **473** (416-males and 57-females) while releases totaled 288 (226-males and 62 females) for a net increase of 185 inmates.

Inmate Population Growth/Projection – At the end of March 2025, the jurisdictional population for the Division of Correction totaled **18,803**, representing an decrease of **41** inmates since the first of January 2025. At reporting time, calendar year 2025 has seen a decrease of **14** inmates per month, which is down from an average monthly increase of **28** inmates per month during calendar year 2024.

Average County Jail Backup – The backup in the county jails averaged 1,663 inmates per day during the month of March 2025, which was down from the per-day average of **1,652** inmates during the month of February 2025. Of the **1,663** average, short-term revocations accounted for **168** (118 males and 50 females) during the month.

House Bill 1530/Restructuve Housing (RH)- January thru March 2025 - There was a 2.9% increase in overall RH assignments the 1st quarter of 2025 compared to the 4th quarter of 2024. There was a 0.7% increase in the number of major disciplinaries this quarter compared to the 4th quarter of 2024. There was an increase in the number of inmates assigned to RH who are twenty-one and older. There was three suicides and twenty-seven attempted suicides this quarter of theose assigned to RH. The number of deaths increased from five to eleven this quarter of those who were assigned to RH. There was no change in those assigned to RH who are in protective custody.

INSTITUTIONS

INMATE INSTITUTIONAL GRIEVANCES

Inmate Formal/Informal Grievances: During March, a total of 1,121 formal grievances and 1,503 informal grievances were filed at various ADC Facilities.

Institutional Grievances Appeals: There was a total of 391 appeals of institutional grievances received in March. Of those, 274 were acknowledged and 119 were rejected for various reasons. Of the total, 424 appeals answered, 421 had no merit and 3 had merit.

Resident Formal/Informal Grievances: During March, a total of 24 formal grievances and 165 informal grievances were filed at various Residential Centers.

Institutional Grievances Appeals: There was 16 appeals of institutional grievances received in March. Of those, 16 was acknowledged and 21 was rejected for various reasons, 4 had no merit.

FARM DIVISION

Row Crop Division - All were able to work the fields and start planting after working on the fertility program.

Beef Herd Division- Calving season is in full swing, over 500 calves have been tagged.

Dairy Division- Milk production has increased comarped to this time last year. we currently have 65 head we are able to milk.

Poultry Division- Egg production is increasing on the flock that was just moved to the pullet house and another flock of chicks are scheduled to be delivered May 2nd.

Garden Division- Gardens have been planted at all units.

Horse Division- 24 horses were sold at the anual horse sale totaling over \$74,000.

REGIONAL MAINTENANCE HOURS

Regional Maintenance Hours	March 2025
Benton Unit	5,419
Delta Regional Unit	2,528
East Arkansas Regional Unit	2,048
Grimes Unit	3,714
McPherson Unit	2,2024
Mississippi County Work Release	2,184
North Central Unit	6,952
Ouachita River Correctional Unit	4,088
Randall L. Williams Unit	2,480
Texarkana Regional Corr. Ctr.	2,176
Tucker Unit	4,304
Varner Unit	7,376
Wrightsville Unit	3,200
TOTAL HOURS	48,493

WORK RELEASE RENT REPORT

Unit	March 2025
Benton Unit	\$142,626.00
Mississippi County Work Release	\$104,258.00
Northwest Arkansas Work Release	\$63,778.00
Pine Bluff Work Release	\$33,330.00
Tucker Work Release	\$44,396.00
Texarkana Regional Correctional Center	\$87,076.00
TOTAL	\$475,464.00

REENTRY

PROGRAMS - March 2025

Program Name	Beginning Count	Admitted	Removed	Graduated	End Count	Volunteer Hours
Juvenile Program* (RLW)	8	3	2	0	9	0
Release (Ester)	24	0	6	0	18	0
Veterans Program (Ester)	23	2	0	0	25	3
AFC - Pathway Home 4	15	16	15	0	16	0
TOTAL	70	21	23	0	68	3

*Juveniles are transferred from the program once they reach the age of 18.

WORKFORCE ALLIANCE FOR GROWTH IN THE ECONOMY (WAGE)

March 2025 Capacity: 120 Unit:	Participants	Status
Delta	10	Active
Ester	0	Not Active
Hawkins	0	Not Active
McPherson	12	Active
North Central	0	Not Active
Ouachita River	8	Active
Tucker	24	Active
Wrightsville	3	Active
TOTAL	57	

WRIGHTSVILLE-HAWKINS PATHWAY TO FREEDOM PROGRAM

March 2025 Capacity: 200	Beginning Count	Enrolled During the Month	Removed	End Count*
Wrightsville-Hawkins PTF	199	13	15	197

ADVANCED PRINCIPLES AND APPLICATIONS FOR LIFE PROGRAM (APAL)

March 2025 Capacity: 86	Beginning Count	Admissions During Mo.	Removed*	End Count
Ester	27	0	0	27
McPherson	21	4	5	20
TOTAL	47	4	3	48

Advanced PAL is an 18-month reentry program that combines a pre-release curriculum with the PAL program.

*The "Removed" column indicates the number of participants who paroled, completed the program, withdrew from the program, transferred, or were removed from the program for another reason.

THINK LEGACY

March 2025 Capacity: 324	Beginning Count	Admitted	Graduated	Removed*	End Count
Unit					
Cummins	30	0	0	2	28
Delta Regional	24	0	0	3	21
East Arkansas Regional	0	0	0	0	0
McPherson	46	0	0	7	39
North Central	30	0	0	1	29
Ouachita River	13	0	0	0	13
Tucker	25	0	0	4	21
TOTAL	168	0	0	17	151

THINK LEGACY VOLUNTEER HOURS = 2

*The "Removed" column indicates the total number of participants who paroled, signed out, transferred, or were removed from the program for any other reason and are no longer in the barracks.

COLLEGE REPORT

March 2025

COLLEGE PROGRAM LOCATIONS	Beginning Count	Admissions During Mo.	Removed During Mo.	End Count	Staff Enrolled
Arkansas State University					
Grimes Unit	24	0	1	23	0
McPherson Unit	62	0	1	61	0
Ashland University					
North Central Unit	5	0	0	5	0
Mid-America Seminary College					
Varner Unit	36	0	0	36	0
Philander Smith College					
East Arkansas Regional Unit	30	1	1	30	0
Tucker Unit	22	0	0	22	0
Southeast Arkansas College					
Cummins Unit	44	0	3	41	0
Delta Unit	21	0	1	20	0
Varner Unit	57	0	2	55	0
Shorter College					
Hawkins Unit	0	0	0	0	0
Ouachita River Unit	18	0	3	15	0
Pine Bluff Complex	58	0	4	54	0
Texarkana Regional	6	0	0	6	0
Wrightsville Unit	27	0	2	25	0
TOTAL	410	2	17	393	0

TREATMENT:**PROGRAM SUMMARY**

A total of 1,025 residents have agreed to participate in Medication-Assisted Treatment (MAT) since the program started in July 2018 with a total of 266 discharged with follow up in the community in progress and a total of 180 have completed the program.

Partnerships are in effect with 90 community providers to continue MAT upon release from an ACC center.

In March, there were 25 active participants in the Telehealth program implemented in January 2023.

General Treatment Program Summary

(Non-Drug Court):	Number of Participants
Substance Use Disorder Treatment	4,042
Continuing Care	173
Domestic Violence Prevention	33
Anger Management	119
Tobacco Use Treatment	0

Ongoing Projects

Treatment supervisors reported combined 152 hours of direct clinical supervision with Treatment staff in 22 Community Correction locations.

TRAINING**DIVISION OF CORRECTION****TRAINING - March 2025****BASIC TRAINING DIVISION –**

BCOT Class 2025-B, led by Captain Caldwell, graduated on March 14th with a total of 47 cadets.

Willis H. Sargent Award –

Patric Neal - Southwest Arkansas Correctional Center

IN-SERVICE DIVISION –

There were two in-service classes held by the Training Academy during the month, with a total of 208 training hours.

eCADEMY –

During March, 749 ADC employees completed a total of 9,707.05 hours of eCADEMY training.

ACCREDITATION**ACA Internal Audits Completed:**

3/11/2025: Southwest Arkansas CCC Fire & Safety audit

3/13/2025: Southwest Arkansas CCC Fire & Safety audit

3/17/2025: Central Arkansas CCC Fire & Safety audit

ACA External Audits Completed:

3/4/2025-3/6/2025: Pine Bluff Complex

HEALTH/CORRECTIONAL PROGRAMS

CHAPLAINCY SERVICES AND COMMUNITY SPEAKING

All Facilities

The Islamic month or Ramadan began March 22, 2023.

Accommodations for fasting and observances are being made available to observing inmates. The final day of Ramadan will be April 20.

East Arkansas & East Arkansas Max Units

Chaplain Parham and Chaplain Moss spoke to Sunday school classes at Bellevue Baptist Church in Memphis, TN on March 26, 2023. They spoke together with one group of 70 at 8:00am that morning. Chaplain Moss spoke solo during the 11:00am session with a total of 75 people in attendance.

Hawkins Unit

The Storybook Project of Arkansas provided books for 44 inmates to read to their children during visitation on March 9th, 2023.

Maximum Security Unit

Storybook of Arkansas was held on March 16, 2023, for the PAL program with 14 inmates reading books for their children.

PAL graduation ceremony was held on March 29, 2023, recognizing two graduates.

Ouachita River Correctional Unit

Kairos Ministry conducted a Walk event Thursday 3/23/2023 through Sunday 3/26/2023. The group provided food each day to the 24 inmate participants and 22 free world volunteers.

Pine Bluff Unit

Christian Motorcycle Association (CMA) was at the unit on Friday, March 24th and Saturday, March 25th. The five volunteers were available for inmates by standing on the mainline, eating and visiting during chowtime, and conducted services. Ninety-three inmates participated.

Randall L. William Unit

On March 24-25, 2023, Christian Motorcycle Association held two services with a combined total of 152 inmates attending both services.

Tucker Unit

Tucker Unit Chaplaincy provided gift sacks with the assistance of security staff on 03/22/2022. Six hundred inmates received the sacks donated by Christmas Behind Bars.

VOLUNTEER SERVICES - March 2025

Program Name	Hours
Release (Ester)	0
Veteran (Ester)	3
NTI (NWARC)	17
Yoga (Varner)	0
Total	20

MENTAL HEALTH SERVICES

Reduction of Sexual Victimization Program (RSVP) and Sex Offender Treatment Programs (SOFT):

March 2025	Capacity	Beginning Count	Completed	Removed	Admissions	End Count
RSVP	236	234	65	8	65	236
SOFT	15	9	0	0	0	9
Total	251	243	54	8	65	245

There are 768 males on the waiting list for RSVP and 18 females on the waiting list for SOFT who are within five years of their TE date. Of those, six (6) inmates are mandated by the Post Prison Transfer Board.

The average time on the waiting list from request is between one and two months for those stipulated.

*The total on the waiting list, including those not currently within the identified timeframe, is 1,684 males and zero females. Of these, 768 are eligible and 916 are ineligible for the program. There is zero PREA inmate in the program at this time.

*Ineligibility is due to being in restrictive housing, having class IV status, or receiving a major disciplinary within the last 60 days.

Substance User Rehabilitation Services (SURS):

March 2025 Unit	Capacity	Beginning Count	Completed	Removed	Admissions	End Count
Benton	20	20	0	0	0	20
Cummins	45	44	4	2	7	45
Grimes	50	50	2	4	6	50
Larry B. Norris	4	0	0	0	0	0
McPherson	150	147	18	9	28	148
Randall L. Williams	150	137	9	13	23	138
Tucker	62	59	10	7	17	59
Wrightsville	150	144	19	10	19	134
Total	681	620	62	46	111	623

For SURS, there are 2,723 males and 357 females on the waiting list who are within five years of their release date. Of those, 155 are mandated by the Post Prison Transfer Board. The average time on the waiting list from request is 18 days.

*The total on the waiting list, including those not currently within the identified timeframe, is 4,039 males and 506 females. Of these, 3,235 are eligible and 1,310 are ineligible for the program.

*Ineligibility is due to being in restrictive housing, having class IV status, or receiving a major disciplinary within the last 60 days.

MENTAL HEALTH SERVICES, *continued***Ouachita River Correctional Unit (ORCU) Residential Program Unit (RPU):**

The RPU had six (6) admission and eleven (11) discharges in March for an end-of-month count of 97.

McPherson Unit Mental Health Residential Program Unit (RPU):

There were eight (8) admissions and eight (8) discharges in March for an end-of-month count of 40.

Habilitation Program:

The Habilitation Program at the Ouachita River Correctional Unit provided treatment services to 45 inmates in March. There was one (1) admission and zero (0) discharges, which resulted in an end-of-month count of 45.

Suicide:

There were 106 suicidal threats in March. There were six (6) attempts, one (1) of which resulted in death.

Staffing:

The following Mental Health Services positions were vacant in November and March 2025:

Positions	FTEs*	February	March
Psychologist	6	4	3
Mental Health Director	12	2	1
Mental Health Coordinator	3	0	0
Mental Health Technicians	30	0	0
Mental Health Professionals	43	19	17
Mental Health AA	9	2	0
Psychiatrist	4	1	0
Psychiatrist Nurse Practitioner	6	1	1

*FTE refers to authorized Full Time Equivalent positions.

Self-Study Classes:

Classes	Number of Participants	Number Completed	Waiting List
Anger Management	160	106	407
Thinking Errors	154	118	434
Substance Abuse Education	162	114	301
Communication Skills	135	107	431
Domestic Violence	21	18	115
Victims of Domestic Violence	38	38	140
Stress Management	196	159	395
Parenting	68	60	203

Outpatient:

There were 2,428 inmates on the mental health medical log at the beginning of March. Mental Health staff conducted the following contacts during the month:

Case Management Contacts	2,307
Requests for Interviews	1,018
Testing	0
Intakes	454
Unit Requests	1,908
Pre-Lockup Reviews	362
Routine Restrictive Housing Reviews	1,526
Restrictive Housing Rounds	16,768
PREA Evaluations	661
Routine Follow-up	352
834 Requests	95

County Mental Health Requests:

During March, there were 192 requests received of a mental health nature. Of those, two (2) inmates were fast-tracked to ADC.

County Medical Health Requests:

During March, there were 654 requests received of a medical nature. A total of nine (9) inmates were fast-tracked to ADC.

Medical Contract Reimbursements:

Sanction reimbursements for ADC in March amounted to \$53,900.

Deaths:

There were ten (10) inmate deaths during the month of March. Five (5) were claimed, Four (4) were cremated and claimed. There was one (1) not claimed.

Wellpath:

See attachment for Wellpath's report regarding outside beds and emergency room visits.

Medical Grievances:

In March, there were 78 appeals of medical grievances received and 78 appeals were answered. Three (3) was found to be with merit and one (1) with merit but resolved.

PAWS IN PRISON

March 2025 Unit	Enrolled	Graduated	Foster	Volunteer Hours
Larry B. Norris Unit	7	3	1	4
North Central Unit	4	0	0	0
Ouachita River Correctional Unit	5	4	1	0
Randall L. Williams Unit	4	1	1	6
Tucker Unit	7	6	1	4
Total	27	14	4	14

Completed Paws in Prison Training:

March 2025 Program Graduates	14
YTD Program Graduates	36
Total Graduates Since Inception (Dec 2011)	2593
Dogs Currently in Foster (Graduated, but Not Adopted)	4
April 2025 Volunteer Hours	14
YTD Volunteer Hours	26

AGENCY HIGHLIGHT

MARCH 2025 PROMOTIONS

Some of the security promotions during the month of March included:

Central AR CCC

- Sgt. Mark Baker

Cummins Unit

- Sgt. Sharonda Robinson
- Lt. Dylan Rancifer
- Sgt. Sharniquara McGowan

East Arkansas Regional Unit

- Lt. Melborne Hogan
- Corporal Michael Williams
- Corporal Demetrius Traylor

East Central AR CCC

- Sgt. Stephanie Whitfield
- Lt. Zachary Smith

Barbara Ester Unit

- Sgt. Eddie Hall

Grimes Unit

- Lt. Travis Coffey

J.A. Hawkins Unit

- Lt. Daryl Craig

Mississippi County Work Release

- Lt. Patrick Copeland

Larry B. Norris Unit

- Sgt. Kedrick Jackson
- Sgt. Trendell Burnett

North Central Unit

- Food Prep. Gregory Woolsey

Northeast AR CCC

- COI Samantha Haven
- COI Telly Taylor

Ouachita River Unit

- Lt. Evan Nally
- Sgt. Linda Stalling
- Sgt. Cody Scorggins
- Lt. Mirrion Delaney

Pine Bluff Unit

- Sgt. Dalton Galloway

Phillips County Detention Center

- Lt. Rodney Stevenson

Randall L. Williams Unit

- Lt. Jayla Burnett
- Sgt. Tariq Reynolds
- Sgt. Tajee Shannon

Southwest AR CCC

- Sgt. Kevin Booth

Varner Unit

- Corporal Stevon Green

White River CC

- Corporal Donna Lopez

Wrightsville Unit

- Corporal Paula Vallance
- Sgt. Terrance King
- Sgt. Alexis Paulo-Myers

BCOT 2025-A TRAINING ACADEMY

Join the #ARDOCFamily in congratulating the recent graduates of the Basic Correctional Officer

Training Academy Class 2025-A!



WRIGHTSVILLE MEMORIAL

March 5, 2025 marks 66 years since a tragic event took the lives of 21 young African-American boys in Wrightsville. Today, members of the #ARDOCFamily gathered at the Wrightsville Complex to honor them.

PINEBLUFF COMPLEX- ACA

Please join the #ARDOCFamily in congratulating Superintendent Deangelo Earl and the outstanding staff at the Pine Bluff Complex on their American Correctional Association (ACA) Reaccreditation Audit. Below are the scores:

100% on Mandatory Standards/Best Practices

99.3% on Non-Mandatory Standards/Best Practices

The auditors were pleased with the staff's responsiveness to any question they had, the staff's knowledge of the institution, the Maintenance Department's responsiveness, and the overall operations of the Complex. Great Job Pine Bluff Complex!

ANNUAL HORSE SALE

"I would like to take a minute to thank everyone for attending the 2025 ADC Horse Auction. Without those who came to Preview Day and the bidders on Auction Day, this year's sale would not have been a success. The past 14 years of sales have given us the opportunity to create friendships that we look forward to renewing every year. It's a satisfying feeling to help families choose a horse that fits perfect, and in turn, give that horse their forever home.

To the ADC staff, thank you for your commitment to this sale. It takes months to bring this sale together, and it takes a really great team. Lt. Davis and his crew from the Benton Unit who set up and break down all of the stalls. Sgt. Draper and her crew from the Wrightsville Complex who take care of feeding and watering the horses and cleaning the stalls. Our guys at the North Central Unit who raise and train these horses. The arena staff who take time to help educate the public about each horse. Our office staff who keep everyone's paperwork straight. And last but not least, our management team who have always supported us and this sale. Again, a big thank you to everyone. We look forward to seeing you at the next sale, March 13-14, 2026!"

-Davey Farabough, ADC Farm Administrator

TORNADO CLEAN UP- GRIMES RM

As tornado clean-up continues throughout the state, the Grimes Unit doubled their Regional Maintenance Crews and have been helping in surrounding communities. Crews from several ADC facilities will continue to be out helping our fellow Arkansans as needed.

BCOT 2025-B -TRAINING ACADEMY

Join the #ARDOCFamily in congratulating the recent graduates of the Basic Correctional Officer Training Academy Class 2025-B!



CAUGHT YA! AWARD - TUCKER

CAUGHT YA!

Cpl. Lenorice Holmes of the Tucker Unit, was issued the "Caught Ya Award", for aiding a fellow officer who was being attacked by an offender. Cpl. Holmes' swift reaction stopped the incident from escalating. Tucker Unit Management Team thanked Cpl. Holmes for being vigilant and reacting without pausing. Cpl. Holmes has been on the job for only 4 months and already making an impact at the Tucker Unit with his strong work ethic.

REGIONAL MAINTENANCE PROJECT HIGHLIGHTS

MARCH 2025

Clean up at Garvin Gardens: Benton Unit Regional Maintenance



Clean up at county landfill-Jackson County: Grimes Unit Regional Maintenance



Cleanup around Star City, AR: Varner Unit Regional Maintenance



RESIDENTIAL CENTERS STATISTICS AT A GLANCE - MARCH 2025

Resident Admissions:

CAC: 26
 ECAC: 86
 NEAC: 25
 OMEGA: 75
 SWAC: 86

Resident Releases:

CAC: 24
 ECAC: 86
 NEAC: 33
 OMEGA: 56
 SWAC: 117

Affordable Healthcare**Enrollment:**

CAC: 24
 ECAC: 96
 NEAC: 46
 OMEGA: 56
 SWAC: 108

Wage Class Enrollment:

CAC: 9
 ECAC: 0
 OMEGA: 5
 SWAC: 8

Shorter College Enrollment:

CAC: 26
 ECAC: 48
 NEAC: 24
 SWAC: 37

Henderson State University**Enrollment:**

OMEGA: 26
 SWAC: 95

Successful Completions:

CAC: 22
 ECAC: 37
 NEAC: 44
 OMEGA: 54
 SWAC: 65

Exodus Enrollment:

CAC: 11
 ECAC: 20

Good Grid Enrollment

CAC: 14
 ECAC: 27
 NEAC: 30
 OMEGA: 20
 SWAC: 144

Photo IDs Issued:

CAC: 16
 ECAC: 19
 NEAC: 13
 OMEGA: 0
 SWAC: 21

Drivers Licenses Obtained:

CAC: 8
 ECAC: 0
 NEAC: 4
 OMEGA: 0
 SWAC: 12

Brith Certificates:

ECAC: 8
 NEAC: 2
 SWAC: 1

MAT Participants:

CAC: 12
 ECAC: 39
 SWAC: 2

MAT Discharged:

CAC: 1
 ECAC: 6
 SWAC: 0

Reformers Anonymous:

SWAC: 0

Life Recovery:

CAC: 51
 OMEGA: 13
 SWAC: 113

Victim Impact Panel:

CAC: 8
 ECAC: 13
 SWAC: 19

Accuplacer Testing:

NEAC: 20
 SWAC: 0

Number of Volunteers:

CAC: 0
 ECAC: 128
 NEAC: 25
 OMEGA: 21
 SWAC: 119

Number of Volunteer Hours:

CAC: 0
 ECAC: 449
 NEAC: 146
 OMEGA: 65
 SWAC: 665

GED Enrollment:

CAC: 37
 ECAC: 71
 NEAC: 36
 OMEGA: 5
 SWAC: 69

GED Completed:

CAC: 2
 ECAC: 1
 NEAC: 2
 OMEGA: 1
 SWAC: 2

AA/NA Attendance:

CAC: 58
 ECAC: 441
 NEAC: 46
 OMEGA: 80
 SWAC: 52

Celebrate Recovery**Attendance:**

CAC: 0
 NEAC: 43
 SWAC: 65

Social Security Cards:

CAC: 0
 ECAC: 26
 NEAC: 21
 SWAC: 168

ServSafe:

CAC: 0
 ECAC: 4
 NEAC: 0

I.C.E.V.:

ECAC: 3
 SWAC: 9

2025 INFORMAL GRIEVANCE REPORT

Month	BENTON	CACCC	CU & CMU	DRU	EACCC	EARU & MX	Ester	GRIMES	HAWK/M	HAWK/F	LBNU	MCWR	MCPH	NEACCC	NCU	NWA	OMGEA	ORCU	PBU	RLW	SWACCC	TU	TRCC	VSMX	VU	WRCCC	WRTS	TOTAL
JAN	0	9	106	81	72	152	48	234	11	19	112	0	160	26	95	0	48	123	36	24	20	63	3	166	49	15	68	1,740
FEB	0	6	97	66	40	168	27	222	5	28	69	0	161	16	47	0	40	117	16	27	12	96	1	120	39	16	94	1,530
MAR	1	21	113	68	57	147	33	170	15	26	90	0	246	9	79	0	26	137	23	30	9	74	0	157	32	43	62	1,668
APR																												0
MAY																												0
JUN																												0
JUL																												0
AUG																												0
SEPT																												0
OCT																												0
NOV																												0
DEC																												0
TOTAL	1	36	316	215	169	467	108	626	31	73	271	0	567	51	221	0	114	377	75	81	41	233	4	443	120	74	224	4,938

2025 FORMAL GRIEVANCE REPORT

Month	BENTON	CACCC	CU & CMU	DRU	EACCC	EARU & MX	Ester	GRIMES	HAWK/M	HAWK/F	LBNU	MCWR	MCPH	NEACCC	NCU	NWA	OMGEA	ORCU	PBU	RLW	SWACCC	TU	TRCC	VSMX	VU	WRCCC	WRTS	TOTAL
JAN	0	2	106	45	0	263	31	127	6	2	108	0	55	2	63	0	31	64	17	13	0	53	3	125	24	0	31	1,171
FEB	0	0	83	39	0	280	18	125	5	15	81	0	67	2	28	0	16	62	11	19	1	73	0	84	16	1	46	1,072
MAR	0	0	101	46	0	255	13	93	5	9	112	0	99	2	52	0	12	67	22	32	1	67	0	102	19	9	27	1,145
APR																												0
MAY																												0
JUN																												0
JUL																												0
AUG																												0
SEPT																												0
OCT																												0
NOV																												0
DEC																												0
TOTAL	0	2	290	130	0	798	62	345	16	26	301	0	221	6	143	0	59	193	50	64	2	193	3	311	59	10	104	3,388

Report includes Pine Bluff Reentry (PBR), Pine Bluff Unit (PBU) and Pine Bluff Work Release (PBW).

INMATE INSTITUTIONAL GRIEVANCE APPEAL REPORT – MARCH 2025

	Acknowledged	Rejected	Processed W/O Merit	Processed W/ Merit
Benton Unit	0	0	0	0
Benton Work Release	0	0	0	0
CACCC	0	0	0	0
Cummins Unit	16	12	27	0
Cummins Modular Unit	0	0	2	0
Delta Regional Unit	14	2	10	0
EACCC	0	19	0	0
East Arkansas Regional Unit	7	1	36	0
East Arkansas Regional Max Unit	68	14	109	0
Ester Unit	7	1	7	0
Grimes Unit	38	13	39	0
Larry B. Norris Unit (MAX)	24	11	33	2
Tucker Work Release	0	0	0	0
McPherson Unit	7	5	17	0
McPherson Mental Health Residential Program Unit	0	0	0	0
Mississippi County Work Release Center	0	0	0	0
NEACCC	5	1	4	1
Northwest Arkansas Work Release Center	0	0	0	0
North Central Unit	7	1	17	0
OMEGA	11	1	0	0
Ouachita River Correctional Unit	17	2	24	0
ORCU Hospital	0	0	0	0
ORCU New Commitment	1	2	0	0
ORCU Mental Health Residential Program Unit	2	2	2	0
Pine Bluff Unit	7	6	6	0
Pine Bluff Re-Entry	0	0	0	0
Randall L. Williams Correctional Facility	2	5	2	0
SWACCC	0	0	0	0
Texarkana Regional Correctional Center	0	0	0	0
Tucker Unit	10	8	17	0
Varner Super Max	38	23	49	1
Varner Unit	2	2	13	0
WRCCC	0	0	0	0
Wrightsville Unit	7	7	10	0
Hawkins Center	0	0	0	0
Hawkins for Males	0	0	1	0
Hawkins SPU	0	0	0	0
Total	290	138	425	4

ADMISSIONS AND RELEASES - March 2025

<u>Admissions</u>	<u>Male</u>	<u>Female</u>	<u>Total</u>
Asian	1	0	1
Black	138	13	151
Caucasian	255	41	296
Hispanic	20	3	23
Native American Indian	0	0	0
Native Hawaiian or Pacific Island	0	0	0
Other	0	0	0
Unknown	2	0	2
Total	416	57	473

<u>Releases</u>	<u>Male</u>	<u>Female</u>	<u>Total</u>
Asian	2	0	2
Black	73	5	78
Caucasian	141	55	196
Hispanic	5	1	6
Native American Indian	3	1	4
Native Hawaiian or Pacific Island	2	0	2
Other	0	0	0
Unknown	0	0	0
Total	226	62	288

ADC INMATE POPULATION GROWTH 2000-2029 - MARCH 2025

Mo.	2000	2001	2002	2003	2004	2005	2006	2007	2008	2009	2010	2011	2012	2013	2014	2015	2016	2017	2018	2019	2020	2021	2022	2023	2024	2025
Jan.	11,984	11,908	12,402	13,015	13,105	13,595	13,481	13,839	14,518	14,796	15,334	16,312	15,134	14,815	17,481	18,142	17,785	17,824	18,201	17,958	17,989	16,119	17,154	17,682	18,522	18,673
Feb.	12,169	12,022	12,529	13,054	13,166	13,783	13,633	14,012	14,603	14,883	15,374	16,209	14,990	15,008	17,438	18,082	17,625	17,608	17,998	17,846	18,181	16,120	17,077	17,814	18,612	18,805
March	12,006	12,033	12,299	13,108	13,088	13,418	13,534	13,772	14,580	14,843	15,290	16,095	14,964	14,665	17,395	18,233	17,573	17,666	18,089	17,898	17,860	16,085	16,992	18,075	18,820	18,803
April	12,069	12,167	12,465	13,213	13,323	13,469	13,554	13,851	14,769	14,937	15,570	16,172	15,124	14,850	17,604	18,703	17,815	17,798	18,227	17,977	17,331	16,250	17,059	18,206	18,889	
May	12,109	12,384	12,558	13,463	13,556	13,528	13,711	14,146	14,880	15,146	15,694	16,062	15,132	15,074	17,593	18,693	17,769	17,652	17,945	17,817	16,694	16,476	17,229	18,267	18,863	
June	12,005	12,108	12,439	13,418	13,389	13,251	13,430	13,915	14,700	15,025	15,564	15,554	14,832	14,825	17,340	18,813	17,973	17,963	17,972	17,942	16,552	16,560	17,129	18,213	18,957	
July	12,030	12,190	12,622	13,509	13,528	13,286	13,560	14,082	14,868	15,195	15,807	15,519	14,879	15,379	17,522	18,870	18,130	18,180	18,005	18,002	16,511	16,638	17,109	18,397	18,955	
August	12,087	12,371	12,815	13,565	13,632	13,419	13,646	14,224	15,100	15,385	15,829	15,240	14,675	16,103	17,549	18,806	17,919	18,051	17,751	18,090	16,367	16,655	17,274	18,375	19,038	
September	11,983	12,289	12,774	13,341	13,516	13,237	13,652	14,217	14,850	15,285	16,025	15,172	14,724	16,412	17,605	18,549	18,026	18,179	17,865	17,856	16,215	16,698	17,432	18,380	19,043	
October	12,119	12,348	12,942	13,341	13,584	13,363	13,775	14,349	14,836	15,381	16,311	15,271	14,856	16,993	17,880	18,430	18,127	18,348	17,943	17,947	16,311	16,821	17,480	18,557	19,100	
November	12,094	12,408	13,162	13,408	13,706	13,587	13,913	14,437	15,025	15,340	16,460	15,205	14,625	17,168	17,848	17,981	17,573	17,973	17,666	18,060	16,165	16,982	17,521	18,500	18,987	
December	11,856	12,333	12,845	13,106	13,470	13,338	13,728	14,315	14,716	15,199	16,204	15,062	14,654	17,235	17,874	17,707	17,537	18,078	17,799	17,759	16,094	17,023	17,648	18,503	18,844	
Net Ann. Inc.	29	477	512	261	364	-132	390	587	401	483	1,005	-1,142	-408	2,581	639	-167	-170	541	-279	-40	-1,665	929	625	855	341	-41
Avg. Mo. Inc.	2	40	43	22	30	-11	33	49	33	40	84	-95	-34	215	53	-14	-14	45	-23	-3	-139	77	52	71	28	-14

Population is total jurisdictional count at end of each month. Population at end of month December 1999 was 11,827.

Average monthly population increased for past fifteen years 2010 - 2024 is 20

Average monthly population increased for past ten years Jan. 201 - Dec 2024 is 8

Average monthly population decreased for past five years 2020 - 2024 is 18

Projected at Growth of 20 per Month

Mo.	2008	2009	2010	2011	2012	2013	2014	2015	2016	2017	2018	2019	2020	2021	2022	2023	2024	2025	2026	2027	2028	2029
	Actual	Actual	Actual	Actual	Actual	Actual	Actual	Actual	Actual	Actual	Actual	Actual	Actual	Actual	Actual	Actual	Actual	Actual/Proj.	Proj.	Proj.	Proj.	Proj.
January	14,518	14,796	15,334	16,312	15,134	14,815	17,481	18,142	17,785	17,824	18,201	17,958	17,989	16,119	17,154	17,682	18,522	18,673	19,003	19,243	19,483	19,723
February	14,603	14,883	15,374	16,209	14,990	15,008	17,438	18,082	17,625	17,608	17,998	17,846	18,181	16,120	17,077	17,814	18,612	18,805	19,023	19,263	19,503	19,743
March	14,580	14,843	15,290	16,095	14,964	14,665	17,395	18,233	17,573	17,666	18,089	17,898	17,860	16,085	16,992	18,075	18,820	18,803	19,043	19,283	19,523	19,763
April	14,769	14,937	15,570	16,172	15,124	14,850	17,604	18,703	17,815	17,798	18,227	17,977	17,331	16,250	17,059	18,206	18,889	18,823	19,063	19,303	19,543	19,783
May	14,880	15,146	15,694	16,062	15,132	15,074	17,593	18,693	17,769	17,652	17,945	17,817	16,694	16,476	17,229	18,267	18,863	18,843	19,083	19,323	19,563	19,803
June	14,700	15,025	15,564	15,554	14,832	14,825	17,340	18,813	17,973	17,963	17,972	17,942	16,552	16,560	17,129	18,213	18,957	18,863	19,103	19,343	19,583	19,823
July	14,868	15,195	15,807	15,519	14,879	15,379	17,522	18,870	18,130	18,180	18,005	18,002	16,511	16,638	17,109	18,397	18,955	18,883	19,123	19,363	19,603	19,843
August	15,100	15,385	15,829	15,240	14,675	16,103	17,549	18,806	17,919	18,051	17,751	18,090	16,367	16,655	17,274	18,375	19,038	18,903	19,143	19,383	19,623	19,863
September	14,850	15,285	16,025	15,172	14,724	16,412	17,605	18,549	18,026	18,179	17,865	17,856	16,215	16,698	17,432	18,380	19,043	18,923	19,163	19,403	19,643	19,883
October	14,836	15,381	16,311	15,271	14,856	16,993	17,880	18,430	18,127	18,348	17,943	17,947	16,311	16,821	17,480	18,557	19,100	18,943	19,183	19,423	19,663	19,903
November	15,025	15,340	16,460	15,205	14,625	17,168	17,848	17,981	17,573	17,973	17,666	18,060	16,165	16,982	17,521	18,500	18,987	18,963	19,203	19,443	19,683	19,923
December	14,716	15,199	16,204	15,062	14,654	17,235	17,874	17,707	17,537	18,078	17,799	17,759	16,094	17,023	17,648	18,503	18,844	18,983	19,223	19,463	19,703	19,943
Net Ann. Inc.	401	483	1,005	-1,142	-408	2,581	639	-167	-170	541	-279	-40	-1,665	929	625	855	341	139	240	240	240	240
Ave. Mo. Inc.	33	40	84	-95	-34	215	53	-14	-14	45	-23	-3	-139	77	52	71	28	12	20	20	20	20

MONTHLY POPULATION AVERAGES - MARCH 2025

Unit/Center	3/3	3/4	3/5	3/6	3/7	3/10	3/11	3/12	3/13	3/14	3/17	3/18	3/19	3/20	3/21	3/24	3/25	3/26	3/27	3/28	3/31	AVG
Benton	341	342	344	345	345	339	338	336	335	335	335	338	339	342	342	342	350	359	359	359	360	344
Cummins	2,003	2,002	1,999	1,994	2,012	2,010	2,011	2,014	2,013	2,012	2,003	2,004	2,015	2,015	2,015	2,012	2,009	2,010	2,011	2,027	2,020	2,010
Delta	626	623	623	623	625	623	623	622	620	620	616	628	628	627	625	625	625	626	625	623	623	624
E AR Reg	1,634	1,636	1,637	1,640	1,641	1,636	1,635	1,637	1,634	1,632	1,632	1,629	1,632	1,630	1,628	1,625	1,623	1,617	1,621	1,624	1,628	1,631
Ester	692	698	696	694	691	687	687	688	685	682	684	682	681	694	695	693	694	696	692	691	688	690
Grimes	1,100	1,099	1,094	1,092	1,089	1,093	1,093	1,093	1,090	1,088	1,101	1,094	1,102	1,100	1,097	1,096	1,105	1,100	1,100	1,100	1,103	1,097
Max Sec	585	586	586	586	584	584	584	584	585	585	584	583	583	583	584	583	583	581	580	580	579	583
McPherson	1,219	1,214	1,207	1,207	1,210	1,208	1,210	1,210	1,212	1,211	1,204	1,190	1,191	1,190	1,200	1,199	1,195	1,202	1,204	1,203	1,204	1,204
MCWRC	186	186	186	185	185	185	185	185	187	185	185	185	185	185	186	187	187	187	187	186	186	186
N Central	948	951	944	942	942	940	936	935	936	937	938	934	943	941	940	939	938	939	937	937	938	940
NNAWRC	100	100	100	100	100	100	100	100	100	99	100	100	100	100	100	100	100	100	100	100	100	100
Ouachita River	1,892	1,886	1,894	1,896	1,891	1,885	1,882	1,884	1,895	1,895	1,899	1,895	1,901	1,905	1,901	1,910	1,905	1,911	1,911	1,913	1,914	1,898
Randall L Williams	537	537	536	542	542	539	539	538	539	534	529	534	527	535	542	540	540	541	544	542	545	538
Pine Bluff	543	549	550	547	547	549	549	546	544	548	557	557	557	553	545	549	550	548	549	553	551	550
Pine Bluff Work Release	55	55	55	56	56	56	56	55	55	56	56	56	56	56	56	56	56	56	56	56	56	56
TRCC	134	133	133	133	133	131	131	131	130	129	129	130	130	128	128	128	127	127	127	126	126	130
Tucker	1,008	1,000	1,005	1,005	1,012	1,012	1,010	1,013	1,012	1,010	1,012	1,010	1,004	1,003	1,016	1,011	1,011	1,017	1,023	1,022	1,021	1,011
Tucker Work Release	116	115	115	115	115	115	115	115	115	115	115	113	113	113	113	116	117	117	117	117	119	115
Varner	1,703	1,701	1,700	1,699	1,704	1,700	1,701	1,700	1,703	1,695	1,702	1,702	1,702	1,701	1,703	1,703	1,703	1,703	1,706	1,705	1,705	1,702
Wrightsville	850	853	856	854	849	850	857	857	845	845	857	866	860	855	854	851	857	857	854	852	858	854
WR Hawkins-Females	5	5	5	5	5	5	5	5	4	4	4	4	4	4	4	4	4	4	4	4	4	4
WR Hawkins-Males	417	421	426	423	434	437	439	435	445	440	442	446	452	451	451	451	449	445	435	441	444	439
Total ADC	16,694	16,692	16,691	16,683	16,712	16,684	16,686	16,683	16,684	16,657	16,684	16,680	16,705	16,711	16,725	16,720	16,728	16,743	16,742	16,761	16,772	16,706
ALETA	13	13	13	13	13	13	13	13	13	13	13	13	13	13	13	13	13	13	13	13	13	13
Ar State Police	53	53	53	53	53	53	53	53	53	53	54	54	54	54	54	53	53	53	53	53	53	53
Co Jail / M	1,598	1,628	1,585	1,589	1,563	1,580	1,592	1,570	1,579	1,567	1,514	1,522	1,516	1,497	1,505	1,514	1,540	1,546	1,557	1,528	1,520	1,553
Co Jail / F	100	109	104	106	109	107	109	110	113	118	120	122	120	120	108	109	108	97	100	99	102	109
Total Co Jail BK	1,698	1,737	1,689	1,695	1,672	1,687	1,701	1,680	1,692	1,685	1,634	1,644	1,636	1,617	1,613	1,623	1,648	1,643	1,657	1,627	1,622	1,662
309/M	187	187	184	185	185	185	185	183	183	186	186	185	185	186	185	184	185	185	185	184	184	185
309/F	126	126	126	129	129	128	128	129	129	129	129	131	131	132	131	131	131	131	131	131	131	129
Total Act 309	313	313	310	314	314	313	313	312	312	315	315	316	316	318	316	315	316	316	316	315	315	314
Total Non ADC	2,077	2,116	2,065	2,075	2,052	2,066	2,080	2,058	2,070	2,066	2,016	2,027	2,019	2,002	1,996	2,004	2,030	2,025	2,039	2,008	2,003	2,042
Total	18,771	18,808	18,756	18,758	18,764	18,750	18,766	18,741	18,754	18,723	18,700	18,707	18,724	18,713	18,721	18,724	18,758	18,768	18,781	18,769	18,775	18,748
	1	1	1	1	1	1	1	1	1	1	1	1	1	1	1	1	1	1	1	1	1	21

CENTER POPULATIONS - MARCH 2025

ARDOC

ARKANSAS DEPARTMENT OF CORRECTION

PAGE: 1 of 2

REPORT NO. IPTR500 - 18

ACC OPTION

PROCESSED: 03/31/2025 12:30 AM

STATEWIDE POPULATION REPORT

REQUESTOR: eOMIS

FOR: 03/31/2025

Location:	In Count	Out To:					Capacity	% Capacity
		ORCU Hosp	Other Hosp	Furlough	Court	Total		
Central AR CCC - Males/Males	162	0	0	0	0	162	150	
Central AR CCC - Males Total	162	0	0	0	0	162	150	108.0%
East Central AR CCC/Females	385	0	0	0	0	385	362	
East Central AR CCC-Females Drug Treatment/Females	12	0	0	0	0	12	0	
East Central AR CCC Supervision Sanction-Female/90 Day PV in CCC Females	17	0	0	0	0	17	0	
East Central AR CCC Supervision Sanction-Female/Females	42	0	0	0	1	43	88	
East Central AR CCC Total	456	0	0	0	1	457	450	101.6%
NE AR CCC - Drug Treatment/Males	15	0	0	0	0	15	25	
NE AR CCC/Males	231	0	0	0	1	232	215	
NE AR CCC Total	246	0	0	0	1	247	240	102.9%
Omega Supervision Sanction Center/90 Day PV in CCC Males	198	0	0	0	0	198	0	
Omega Supervision Sanction Center/Males	84	1	0	0	4	89	300	
Omega Supervision Sanction Center Total	282	1	0	0	4	287	300	95.7%
Phillips County Detention Center/90 Day PV in CCC Males	16	0	0	0	0	16	0	
Phillips County Detention Center/Males	0	0	0	0	0	0	80	
Phillips County Detention Center Total	16	0	0	0	0	16	80	20.0%
SW AR CCC/Males	431	0	2	0	2	435	440	
SW AR Supervision Sanction Center/Males	58	0	0	0	0	58	100	
SW AR CCC Total	489	0	2	0	2	493	540	91.3%
White River Correctional Center/90 Day PV in CCC Males	137	0	0	0	0	137	0	
White River Correctional Center/Males	0	0	0	0	7	7	173	
White River Correctional Center Total	137	0	0	0	7	144	173	83.2%
In Transit Count:	0							
TOTALS - UNIT COUNT	1,788	1	2	0	15	1,806		
					Male	1,349	1,483	91.0%
					Female	457	450	101.6%
					Total	1,806	1,933	93.4%
County Jail Backup SSP/Females Total	11	0	0	0	0	11		
County Jail Backup SSP/Males Total	53	0	0	0	0	53		
County Jail Backup/Females Total	78	0	0	0	0	78		
County Jail Backup/Males Total	80	0	0	0	0	80		
TOTAL - NONAGENCY	222	0	0	0	0	222		
					Male	133		
					Female	89		
					Total	222		
Re-Entry Act 146 Total	184	0	0	0	0	184	208	88.5%
Location:	In Count	ORCU Hosp	Other Hosp	Furlough	Court	Total	Capacity	% Capacity
GRAND TOTAL	2,194	1	2	0	15	2,212		

FISCAL YEAR 2025 COUNTY JAIL BACKUP - MARCH 2025

DAY		Jul-24		Aug-24		Sep-24		Oct-24		Nov-24		Dec-24		Jan-25		Feb-25		Mar-25
1		2,058		2,112	*	2,139		2,000		2,083	*	2,046		1,872	*	1,602	*	1,729
2		2,085		2,120		2,077		2,016	*	2,083		2,046		1,872	*	1,602	*	1,729
3		2,085	*	2,120		2,077		2,027	*	2,083		2,022		1,838		1,540		1,698
4		2,111	*	2,120		2,077		2,031		2,103		2,038	*	1,838		1,551		1,737
5		2,111		2,107		2,105	*	2,031		2,110		1,969	*	1,838		1,580		1,689
6	*	2,111		2,090		2,100	*	2,031		2,083		1,936		1,814		1,591		1,695
7	*	2,111		2,097	*	2,100		2,026		2,094	*	1,936		1,827		1,618		1,672
8		2,131		2,097	*	2,100		2,009		2,097	*	1,936		1,818	*	1,618	*	1,672
9		2,120		2,102		2,086		2,027	*	2,097		1,912		1,780	*	1,618	*	1,672
10		2,130	*	2,102		2,069		2,050	*	2,097		1,902		1,769		1,616		1,687
11		2,125	*	2,102		2,084		2,075		2,099		1,874	*	1,769		1,635		1,701
12		2,116		2,092		2,073	*	2,075		2,099		1,862	*	1,769		1,626		1,680
13	*	2,116		2,104		2,109	*	2,075		2,116		1,869		1,760		1,623		1,692
14	*	2,116		2,113	*	2,109		2,068		2,113	*	1,869		1,791		1,649		1,685
15		2,097		2,115	*	2,109		2,061		2,099	*	1,869		1,749	*	1,649	*	1,685
16		2,096		2,106		2,110		2,071	*	2,099		1,855		1,732	*	1,649	*	1,685
17		2,097	*	2,106		2,096		2,074	*	2,099		1,880		1,698		1,674		1,634
18		2,100	*	2,106		2,085		2,067		2,086		1,906	*	1,698		1,673		1,644
19		2,074		2,132		2,053	*	2,067		2,084		1,903	*	1,698		1,693		1,636
20	*	2,074		2,128		2,054	*	2,067		2,101		1,908		1,674		1,698		1,617
21	*	2,074		2,139	*	2,054		2,042		2,117	*	1,908		1,674		1,716		1,613
22		2,103		2,141	*	2,054		2,051		2,151	*	1,908		1,637	*	1,716	*	1,613
23		2,105		2,154		2,029		2,056	*	2,151		1,902		1,619	*	1,716	*	1,613
24		2,077	*	2,154		2,038		2,042	*	2,151		1,904		1,640		1,715		1,623
25		2,083	*	2,154		1,996		2,048		2,146		1,904	*	1,640		1,728		1,648
26		2,095		2,127		1,982	*	2,048		2,111		1,904	*	1,640		1,712		1,643
27	*	2,095		2,140		1,991	*	2,048		2,108		1,885		1,629		1,724		1,657
28	*	2,095		2,137	*	1,991		2,050		2,047	*	1,885		1,650		1,729		1,627
29		2,100		2,156	*	1,991		2,056		2,046	*	1,885		1,645			*	1,627
30		2,092		2,139		1,990		2,052	*	2,046		1,885		1,637			*	1,627
31		2,080	*	2,139				2,063				1,870		1,602				1,622
Avg Daily Backup		2,099		2,121		2,064		2,049		2,100		1,915		1,730		1,652		1,663

Notes: Total does not include 309 Contracts in County Jails (maximum of 336)

County Jail Back-up average for March 2025 - 1,663

County Jail Back-up average as of March 31, 2025 - 1,933

Short-Term Revocation Program average for March 2025 - 168

Short-Term Fiscal Year average as of March 31, 2025 - 310

STTG UNIT COUNTS – MARCH 2025

Unit	Beginning Total	Confirmed	Suspected	In	Out	Paroled	Removed	Ending Total	Total Unit Population	Unit % of STTG's
Benton	93	2	0	12	5	4	0	98	360	27.22%
Cummins	674	0	0	74	56	4	0	688	2,020	34.06%
Delta	218	8	3	13	4	3	0	235	623	37.72%
EARU	713	0	0	20	21	7	0	705	1,628	43.30%
Ester	163	0	0	28	15	6	0	170	688	24.71%
Grimes	411	2	0	28	17	8	0	416	1,103	37.72%
Hawkins	91	0	0	9	1	0	0	99	448	22.10%
Norris	301	0	0	8	6	2	0	301	698	43.12%
McPherson	46	0	0	3	0	1	2	46	1,204	3.82%
MCWR	56	0	0	4	0	0	0	63	186	33.87%
NCU	272	1	0	11	12	7	0	265	938	28.25%
NWAWR	19	0	0	2	1	0	0	20	100	20.00%
ORCU	322	0	0	50	39	7	0	326	1,564	20.84%
ORCU Intake	77	113	0	0	102	0	0	88	350	25.14%
Pine Bluff	145	0	0	15	15	2	0	143	607	23.56%
RLW	211	0	0	25	12	4	0	222	545	40.73%
TWR	38	0	0	6	6	1	0	37	126	29.37%
Tucker	272	0	0	25	18	8	0	271	1,021	26.54%
Varner	775	0	0	71	69	6	0	771	1,705	45.22%
Wrightsville	230	0	0	21	16	4	0	231	858	26.92%
Total	5,127	126	3	425	415	74	2	5,195	16,772	30.97%

ORCU Intake brought in 113 new STTG members into ADC last month.

STTG DISCIPLINARY REPORT – MARCH 2025

Unit	STTG Incidents	STTG Suspected Incidents	Total Unit Disciplinary	Disciplinary Involving STTG	Percentage
Benton	0	0	5	2	40.00%
Cummins	0	0	441	233	52.83%
Delta	0	0	84	55	65.48%
EARU	0	0	225	105	46.67%
Easter	0	0	117	65	55.56%
Grimes	0	0	232	122	52.59%
Hawkins	0	0	9	3	33.33%
Norris	0	0	102	55	53.92%
McPherson	0	0	143	7	4.90%
MCWR	0	0	5	1	20.00%
NCU	2	0	134	70	52.24%
NWAWR	0	0	3	0	0.00%
ORCU	0	0	117	40	34.19%
ORCU Intake	0	0	2	1	50.00%
Pine Bluff	0	0	78	38	48.72%
RLW	0	0	88	47	53.41%
TWR	0	0	6	4	66.67%
Tucker	0	0	73	28	38.36%
Varner	0	0	460	222	48.26%
Wrightsville	0	0	275	120	43.64%
Total	2	0	2,599	1,218	46.86%

STTG COUNTS BY STTG SET – MARCH 2025

STTG Set	Benton	Cummins	Delta	EARU	Ester	Grimes	Hawkins	Norris	McPherso	MCWR	NCU	NWAWR	ORCU	Intake	PB	RLW	TWR	Tucker	Varner	Wrightsvil	Total	
Asian	3	0	0	1	0	0	0	0	0	0	0	0	0	0	0	0	0	1	1	1	2	9
Bloods	15	135	40	148	33	84	14	59	8	11	54	0	52	18	26	45	6	41	164	44	997	
Crips	11	82	37	88	15	49	9	45	4	6	29	3	30	11	11	28	3	21	110	35	627	
Folk	5	73	15	58	12	21	2	30	4	1	16	2	13	9	7	7	2	20	67	31	395	
GD	16	143	52	179	33	97	30	83	10	17	68	6	80	15	34	48	5	71	179	39	1,205	
Mexican	9	26	12	24	13	14	1	3	3	3	13	0	13	2	3	7	0	10	22	12	190	
Motorcycle	0	6	0	0	3	0	0	1	1	1	0	0	3	2	1	0	0	1	1	1	21	
Other	1	9	10	19	5	9	5	8	3	2	10	0	23	0	6	2	2	10	18	4	146	
People	3	36	11	36	8	29	1	22	0	1	4	0	10	5	8	11	1	11	31	10	238	
Unknown	0	23	4	8	3	2	4	2	0	3	1	2	5	0	4	3	4	3	9	3	83	
W/S	13	74	25	34	24	30	18	11	6	11	31	7	57	10	22	36	7	45	70	21	552	
AB	2	9	1	5	2	7	2	0	1	0	3	0	3	1	2	17	2	3	19	3	82	
AC	1	10	5	17	4	11	0	4	1	1	3	0	5	2	0	15	0	4	23	0	106	
NAE	7	35	13	34	6	24	4	9	3	4	16	0	16	5	7	0	3	10	27	13	236	
WAR	12	27	10	54	9	39	9	24	2	2	17	0	16	8	12	3	1	20	30	13	308	
Total	98	688	235	705	170	416	99	301	46	63	265	20	326	88	143	222	37	271	771	231	5,195	

Key:

GD = Gangster Disciples

W/S = White Supremacist

NAE = New Aryan Empire

WAR = White Aryan Resistance

AC = Aryan Circle

AB = Aryan Brotherhood

MEDICATION-ASSISTED TREATMENT PROGRAM (MAT) REPORT - MARCH 2025

Locations:	MAT Start Dates	Active Program Participants	New Clients in the Program this Month	Dropped Out	Total Active Participants
CACCC - Little Rock	Sep-19	11	6	0	9
EACCC - West Memphis	Jul-18	39	9	0	38
NEACCC - Osceola	Dec-21	0	0	0	0
SWACCC - Texarkana	Jul-18	2	0	0	1
Probation / Parole	2018	56	0	0	48
Medically Withdrawn	Closed Unsuccessful	Completed	Total Active		
92	210	180	48		
Total # of Participants Since Program Began					1010

Clinical Activities

Action	Jul-23	Aug-23	Sep-23	Oct-23	Nov-23	Dec-23
Assessments Completed in units	42	20	11	9	4	13
# of Clients Educated in units	352	515	403	426	427	400
# of Clients Released to Supervision	12	7	3	2	4	6
Pre-Release Interviews Completed	14	15	15	4	4	8

Clinical Activities

Action	Jan-24	Feb-24	Mar-24	Apr-24	May-24	Jun-24
# of Assessments Completed in units	13	3	12	11	11	9
# of Clients Educated in units	411	261	514	420	353	282
# of Clients Released to Supervision	4	7	10	7	11	10
Pre-Release Interviews Completed	11	6	14	14	7	14

Action	Jul-24	Aug-24	Sep-24	Oct-24	Nov-24	Dec-24
# of Assessments Completed in units	8	0	0	20		
# of Clients Educated in units	221	279	220	234		
# of Clients Released to Supervision	12	6	10	7		
Pre-Release Interviews Completed	7	7	4	11		

ADC INPATIENT AND EMERGENCY ROOM UTILIZATION

ARKANSAS DEPARTMENT OF CORRECTION
INPATIENT AND EMERGENCY ROOM UTILIZATION

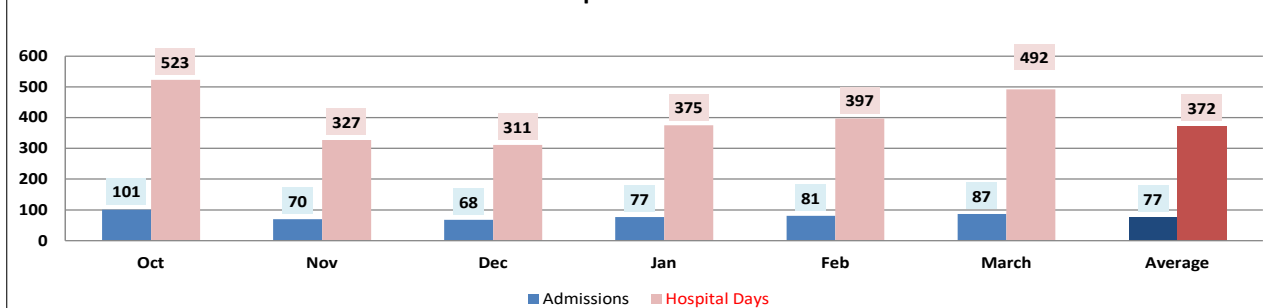
ADC Inpatient Statistics Past 12 Months

	2024	2024	2024	2024	2024	2024	2024	2024	2024	2025	2025	2025	
	April	May	June	July	Aug	Sept	Oct	Nov	Dec	Jan	Feb	March	Average
Admissions	61	74	75	62	85	80	101	70	68	77	81	87	77
Hospital Days	231	373	322	335	406	371	523	327	311	375	397	492	372
Average Length of Stay	3.79	5.04	4.29	5.40	4.78	4.64	5.18	4.67	4.57	4.87	4.90	5.66	4.85

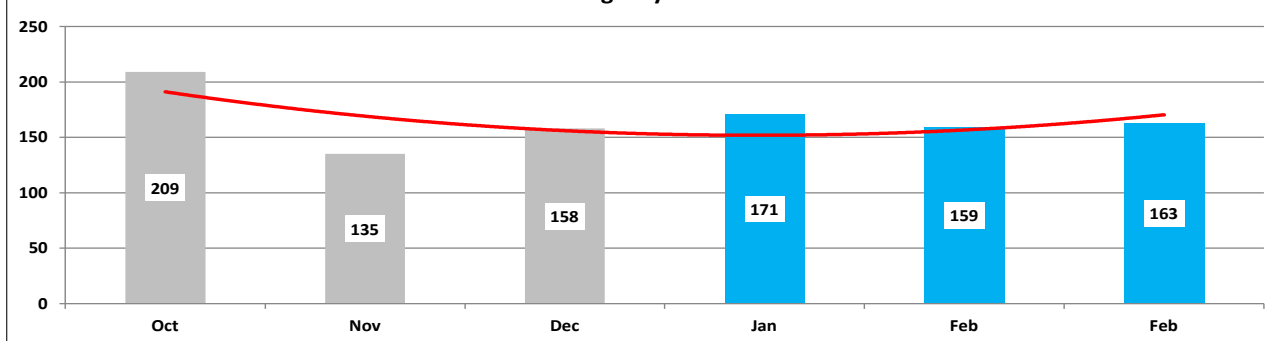
ADC ER Visits Past 12 Months

	2024	2024	2024	2024	2024	2024	2024	2024	2024	2025	2025	March	
	April	May	June	July	Aug	Sept	Oct	Nov	Dec	Jan	Feb	Feb	Average
Emergency Room Visits	170	179	161	140	180	163	209	135	158	171	159	163	165.7

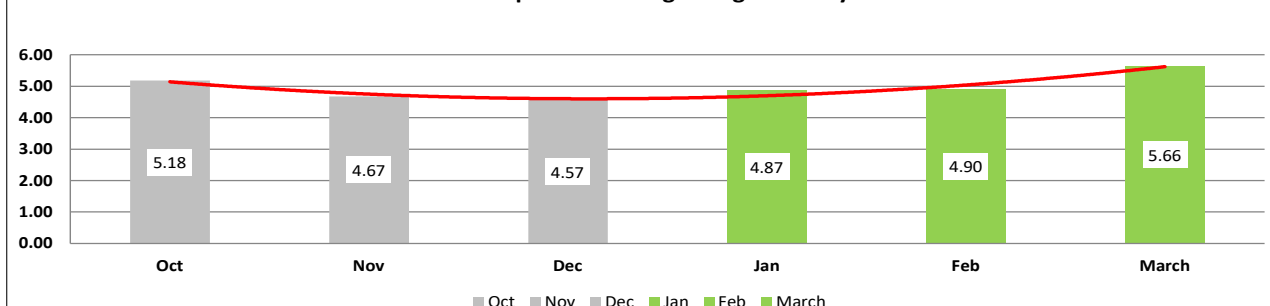
ADC Inpatient Utilization



ADC Emergency Room Visits



ADC Inpatient Average Length of Stay

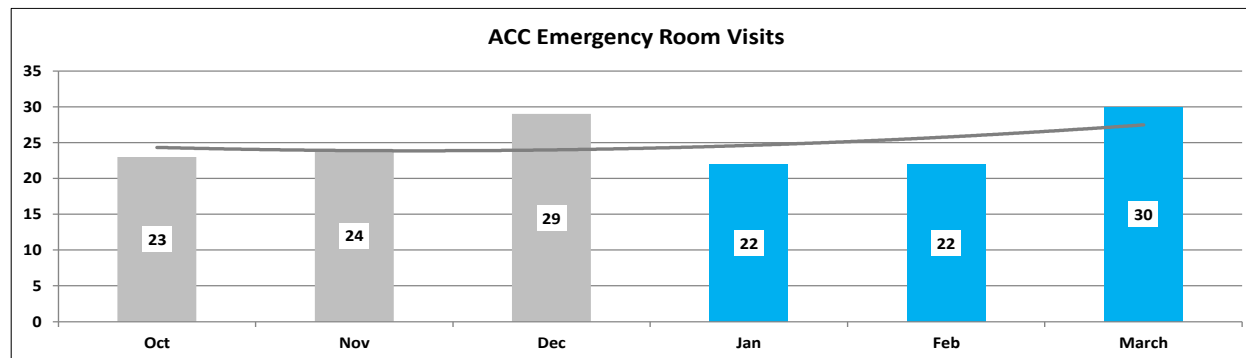
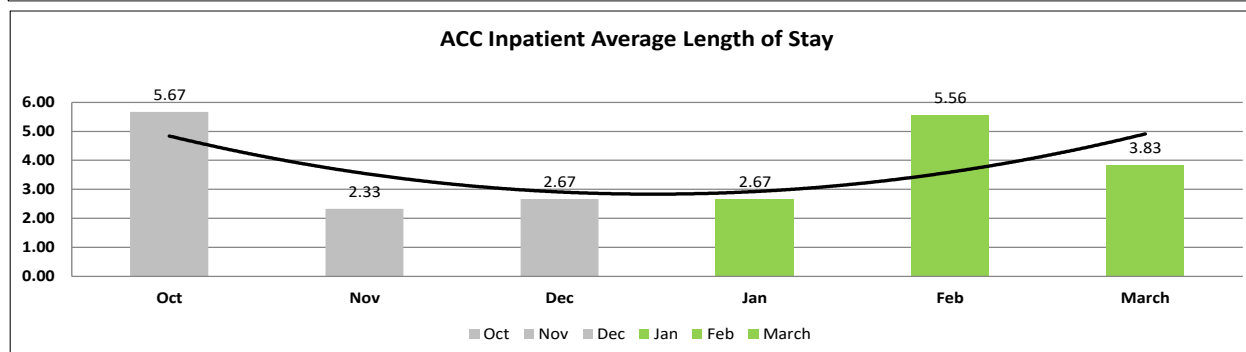
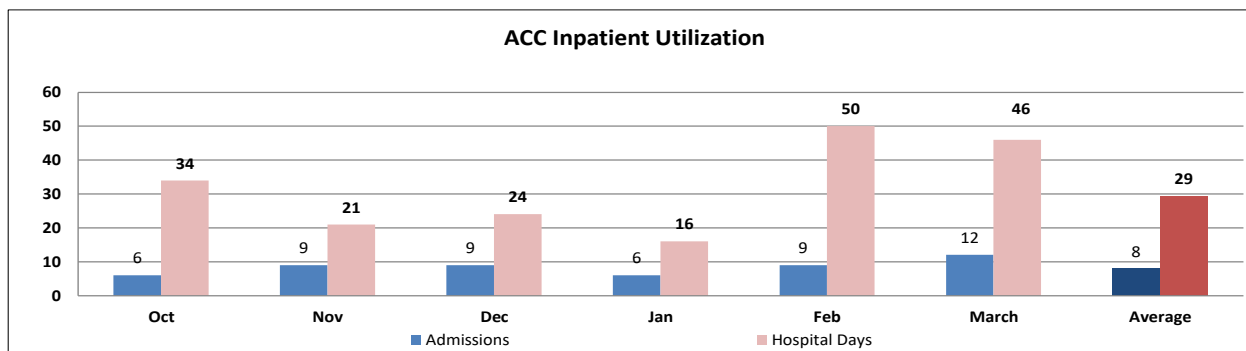


COMMUNITY CORRECTIONS INPATIENT AND EMERGENCY ROOM UTILIZATION

ARKANSAS COMMUNITY CORRECTION
INPATIENT AND EMERGENCY ROOM UTILIZATION

ACC Inpatient Statistics Past 12 Months													
	2024	2024	2024	2024	2024	2024	2024	2024	2024	2025	2025	2025	
	April	May	June	July	Aug	Sept	Oct	Nov	Dec	Jan	Feb	March	Average
Admissions	7	5	11	7	5	10	6	9	9	6	9	12	8
Hospital Days	25	13	39	31	12	40	34	21	24	16	50	46	29
Average Length of Stay	3.57	2.60	3.55	4.43	2.40	4.00	5.67	2.33	2.67	2.67	5.56	3.83	3.66

ACC ER Visits Past 12 Months													
	2024	2024	2024	2024	2024	2024	2024	2024	2024	2025	2025	2025	
	April	May	June	July	Aug	Sept	Oct	Nov	Dec	Jan	Feb	March	Average
Emergency Room Visits	34	23	37	39	36	31	23	24	29	22	22	30	29.2



MEDICAL GRIEVANCE BOARD REPORT – MARCH 2025

Unit	<i>Acknowledged/Received</i>	<i>Rejected</i>	<i>Reviewed & Signed by Dep Director</i>	<i>With Merit</i>	<i>With Merit, but Resolved</i>	<i>% With Merit</i>	<i>Without Merit</i>
Benton	0	0	0	0	0	0%	0
CMU	0	0	0	0	0	0%	0
Cummins	5	5	5	0	0	0%	5
Delta	1	1	0	0	0	0%	0
EARU	7	3	6	1	0	17%	5
EARU Max	24	2	30	0	0	0%	30
Ester	5	1	5	0	0	0%	5
Grimes	6	2	6	0	0	0%	6
Hawkins	1	0	0	0	0	0%	0
McPherson	3	3	2	1	0	50%	1
MCWRC	0	0	0	0	0	0%	0
MSU	1	2	2	0	0	0%	2
North Central	2	0	3	0	0	0%	3
NWAWRC	0	0	0	0	0	0%	0
Omega Supervision	0	0	0	0	0	0%	0
Ouachita	4	4	5	1	0	20%	4
Pine Bluff	0	0	0	0	0	0%	0
Randall L. Williams	7	0	4	0	0	0%	4
SNH	0	1	0	0	0	0%	0
SNN	0	0	0	0	0	0%	0
TRCC	0	0	0	0	0	0%	0
Tucker	4	2	4	0	1	25%	3
Varner	0	0	1	0	0	0%	1
Varner Super Max	5	0	4	0	0	0%	4
White River	0	0	0	0	0	0%	0
WRU	2	3	0	0	0	0%	0
WHM	1	0	1	0	0	0%	1
WWR	0	0	0	0	0	0%	0
Total	78	29	78	3	1	5%	74

CHAPLAINCY

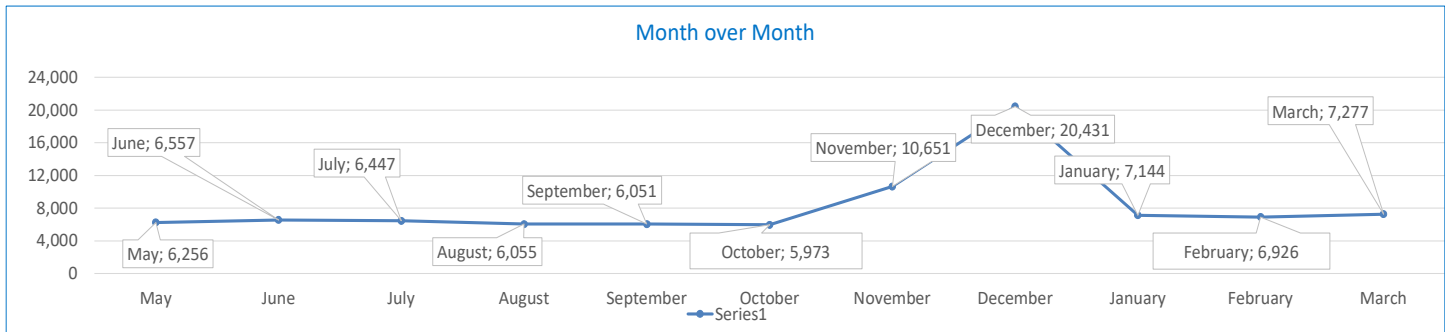
Month: March Year: 2025	CUMMINS	DELTA REGIONAL	EAST ARKANSAS	EAST ARKANSAS MAX	ESTER	GRIMES	HAWKINS	LB NORRIS	MCPHERSON	NORTH CENTRAL	OUACHITA RIVER	PINE BLUFF	RANDALL L. WILLIAMS	TUCKER	VARNER	VARNER MAX	WRIGHTSVILLE	TOTAL
Services Chaplains Oversaw																		
Christian																		
Population	4	7	28	0	2	10	2	5	7	1	2	9	3	2	12	0	1	95
Segregation	0	0	0	0	0	0	0	5	0	0	0	0	0	0	0	0	0	5
Muslim																		
Population	4	4	4	0	4	4	3	0	0	4	3	5	6	5	4	0	4	54
Segregation	0	0	0	0	0	0	0	0	0	0	0	0	0	0	0	0	0	0
																		154
Volunteers in Charge																		
Protestant	31	3	0	0	12	0	3	17	23	17	9	6	11	13	0	0	9	154
Catholic	2	0	2	0	1	2	4	0	2	4	3	1	1	1	5	0	4	32
Muslim	3	0	1	0	1	4	1	1	4	0	0	5	0	0	0	0	1	21
Other	0	0	3	0	0	0	0	5	0	0	5	0	0	1	13	0	0	27
Baptism	17	0	13	0	10	0	0	3	0	1	3	0	0	7	0	0	0	54
Marriages																		
	0	0	0	0	0	1	0	0	0	0	0	0	0	0	0	0	0	1
Distributed by Chaplains																		
Greeting Cards	120	9	2	0	22	26	0	52	0	5	46	6	29	25	21	240	0	603
Bibles, Quran, Torah, Etc.	60	8	5	19	19	17	5	26	33	74	217	30	28	7	19	31	10	608
Study Course	410	144	0	0	434	0	0	16	28	0	26	8	16	60	8	65	0	1,215
Writing Supplies	60	0	0	0	52	84	4	131	166	0	143	0	0	10	0	0	0	650
Literature	3,000	178	2,486	239	1,204	12	276	56	79	643	154	252	133	250	552	492	275	10,281
Chaplain's Visits																		
Barracks	8	4	88	52	41	186	16	20	101	50	176	29	90	93	257	26	20	1,257
Approximate Hours Spent in Barracks	2	4	16	12	9	190	1	12	28	15	27	5	16	23	64	7	24	455
Inmate Office visits	47	317	30	0	15	73	5	17	105	35	21	16	26	231	42	0	10	990
Other Office visits	20	31	18	0	8	5	6	5	4	0	23	38	54	50	53	0	0	315
Hospital	0	0	0	0	0	0	0	0	0	1	11	0	0	0	0	0	0	12
Infirmary/Sick Call	3	0	4	0	6	0	4	1	4	5	9	4	8	4	8	6	4	70
Restrictive/Punitive Housing	9	6	0	0	4	6	4	4	4	5	6	4	9	9	7	7	4	88
PC - DRU		5																5
Visitation Days	0	0	0	0	1	0	0	2	0	0	0	1	0	0	0	0	0	4
Volunteer Visits																		
RCV	0	0	0	0	4	4	2	2	3	15	0	98	3	1	0	0	0	132
OCV	20	7	10	0	14	5	36	28	31	7	91	0	4	41	0	0	6	300
Spiritual Advisor	0	0	0	0	0	0	0	0	0	0	0	0	0	1	0	0	0	1
CRA	48	2	18	2	43	18	7	45	61	107	98	16	18	88	46	11	31	659
Religious Volunteer Hours																		
Volunteer Hours	164	18	136	37	200	114	45	214	257	521	1,105	850	94	358	145	15	37	4,310
Denominational/Volunteer Chaplain Hours	23	0	0	0	43	0	47	58	0	25	63	82	0	42	758	3	86	1,230
																		5,540
Other Activities of Chaplain																		
Counseled Employees	6	80	12	0	8	2	3	6	2	0	24	50	7	12	183	0	12	407
Orientation Sessions	4	0	0	0	0	0	0	0	2	2	0	0	0	0	0	0	0	8
Free World Devotions	0	0	11	0	4	4	0	4	0	0	8	0	0	6	18	0	0	55
Spoke in Churches	0	0	9	0	4	5	1	2	0	0	10	6	4	4	18	0	2	65
Crisis Intervention Sessions	2	0	2	0	0	0	3	8	0	0	19	14	2	6	13	2	6	77
Marriage Counseling	0	0	2	0	1	1	0	0	0	0	0	0	1	0	0	0	0	5
Denominational Meeting	0	0	3	0	2	0	0	1	0	1	0	0	1	0	0	0	0	8
Chaplain's Meeting	2	1	39	0	4	3	2	1	3	2	1	1	1	1	5	0	2	68
Volunteer Training Session	1	0	1	0	8	0	1	3	2	1	0	0	1	0	0	0	0	18
Chaplain Transfers																		
	0	0	0	0	0	0	0	0	0	0	0	0	0	0	0	0	0	0
Chaplain Promotions																		
	0	0	0	0	0	0	0	0	0	0	0	0	0	0	0	0	0	0
PAL PROGRAM																		
Enrolled at start of month	59	24	53	0	58	50	0	17	56	71	36	0	0	58	48	0	26	556
Enrolled during the month	12	0	3	0	0	6	0	8	0	12	9	0	0	9	6	0	3	68
Removed From PAL Program																		
# Paroled	0	0	0	0	0	0	0	0	1	1	3	0	0	1	0	0	1	7
# Completed	9	0	0	0	0	2	0	3	1	3	0	0	0	1	1	0	0	20
# Withdrew	1	0	0	0	0	0	0	2	1	2	0	0	0	3	3	0	1	13
# Removed	1	0	0	0	0	3	0	2	1	5	5	0	0	3	1	0	1	22
# Transferred	0	0	2	0	0	1	0	1	2	1	0	0	0	0	0	0	1	8
Total Removed from PAL Program	11	0	2	0	0	6	0	8	6	12	8	0	0	8	5	0	4	70
Total Enrolled at the End of the Month	60	24	54	0	58	50	0	17	50	71	37	0	0	59	49	0	25	554
Volunteers In PAL																		
	8	0	7	0	8	13	0	6	56	16	7	0	0	7	2	0	7	137
Special Events:																		
	1	1	3	0	2	0	1	1	0	1	2	3	1	0	1	0	1	18

SECURUS VIDEO VISITATION REPORT MARCH 2025

AR-DOC SVV Activity Tracker

Total ADP **18,373**

Total Visits by Month	April	May	June	July	August	September	October	November	December	January	February	March
Total (Includes SuperMax)	6,045	6,256	6,557	6,447	6,055	6,051	5,973	10,651	20,431	7,144	6,926	7,277
Target Objective	15,587	15,587	15,587	15,587	15,587	15,587	15,587	15,587	15,587	15,587	15,587	15,587



Completed Visits

Site	Current Month	Previous Month
Benton	136	88
Cummins	533	474
Delta Regional	423	433
East Arkansas Regional	542	501
Ester	418	362
Grimes	572	579
J Aaron Hawkins Sr.	283	253
Tucker Max	233	200
Mcpherson	479	564
Mississippi County WRC	40	40
North Central	672	568
NW Arkansas WRC	6	1
Ouachita River	649	634
Pine Bluff Re-Entry	81	87
Pine Bluff Complex	115	126
Randall L Williams	172	147
State Police Barracks	38	45
Texarkana Regional	72	58
Tucker Unit	609	563
Varner	878	833
Wrightsville Unit	326	370
Tucker Re-entry	0	0
Total:	7,277	6,926

25-Mar 25-Feb

Missed by Inmate

Site	Current Month	Previous Month
Benton	2	3
Cummins	36	22
Delta Regional	8	8
East Arkansas Regional	33	38
Ester	12	12
Grimes	14	18
J Aaron Hawkins Sr.	9	3
Tucker Max	13	9
Mcpherson	15	19
Mississippi County WRC	11	2
North Central	20	19
NW Arkansas WRC	4	6
Ouachita River	23	34
Pine Bluff Re-Entry	6	3
Pine Bluff Complex	5	5
Randall L Williams	8	7
State Police Barracks	1	0
Texarkana Regional	9	6
Tucker Unit	32	25
Varner	55	61
Wrightsville Unit	9	3
Tucker Re-entry	0	0
Total:	325	303

25-Mar 25-Feb

SECURUS TABLET REPORT MARCH 2025

Contract ID	Site ID	Agency Name	Personal Tablets (All)	0	5	Community / Inventory	Officer	Total	
I-003320	9322	AR DOC - BENTON UNIT	360	101	259	115	8	483	
I-003320	9323	AR DOC - CUMMINS UNIT	1,986	1,576	410	675	17	2,678	
I-003320	9324	AR DOC - DELTA REGIONAL UNIT	622	418	204	145	20	787	
I-003320	9325	AR DOC - EAST ARKANSAS REGIONAL UNIT	1,570	1,209	361	625	10	2,205	
I-003320	7981	AR DOC - ESTER UNIT	689	489	200	375	20	1,084	
I-003320	9326	AR DOC - GRIMES UNIT	1,088	760	328	663	14	1,765	
I-003320	9340	AR DOC - J AARON HAWKINS SR CENTER FOR W	452	330	122	191	19	662	
I-003320	9328	AR DOC - MCPHERSON UNIT	1,205	840	365	767	42	2,014	
I-003320	9329	AR DOC - MISSISSIPPI COUNTY WORK RELEASE	185	44	141	125	9	319	
I-003320	9330	AR DOC - NORTH CENTRAL UNIT	936	651	285	139	10	1,085	
I-003320	9331	AR DOC - NW ARKANSAS WORK RELEASE CENTER	100	12	88	42	8	150	
I-003320	9332	AR DOC - OUACHITA RIVER UNIT	1,715	1,176	539	1,312	40	3,067	
I-003320	7715	AR DOC - PINE BLUFF RE-ENTRY CENTER	56	6	50	24	0	80	
I-003320	9333	AR DOC - PINE BLUFF UNIT	552	428	124	130	9	691	
I-003320	9334	AR DOC - RANDALL L WILLIAMS FACILITY	542	371	171	174	15	731	
I-003320	9097	AR DOC - STATE POLICE BARRACKS	54	39	15	9	3	66	
I-003320	9335	AR DOC - TEXARKANA REGION CORRECTION CEN	127	34	93	88	15	230	
I-003320	9327	AR DOC - TUCKER MAXIMUM SECURITY UNIT	532	392	140	201	14	747	
I-003320	7806	AR DOC - TUCKER RE-ENTRY CENTER	118	47	71	51	2	171	
I-003320	9336	AR DOC - TUCKER UNIT	1,017	736	281	260	15	1,292	
I-003320	9337	AR DOC - VARNER UNIT	1,657	1,302	355	457	21	2,135	
I-003320	7133	AR DOC - WRIGHTSVILLE SATELLITE UNIT	0	0	0	0	2	2	
I-003320	9338	AR DOC - WRIGHTSVILLE UNIT	853	624	229	520	18	1,391	
			16,416	11,585	4,831	7,088	331	23,835	