



# DIVISION OF CORRECTION BOARD REPORT

April 2024

Dexter Payne  
Director



## POPULATION REPORT

### RESEARCH/PLANNING

**March 2024 Admissions and Releases** – Admissions for March 2024 totaled **478** (398-males and 80-females) while releases totaled **421** (347-males and 74 females) for a net increase in-house of 57 inmates.

**Inmate Population Growth/Projection** – At the end of March 2024, the jurisdictional population for the Division of Correction totaled **18,820**, representing an increase of **317** inmates since the first of January 2024. At reporting time, calendar year 2024 has seen an average growth rate of **106** inmates per month, which is up from an average monthly increase of **71** inmates per month during calendar year 2023.

**Average County Jail Backup** – The backup in the county jails averaged **1,876** inmates per day during the month of March 2024, which was up from the per-day average of **1,725** inmates during the month of February 2024. Of the **1,876** average, short-term revocations accounted for **361** (317 males and 45 females) during the month.

### House Bill 1530/Restrictive Housing (RH) - January 1, 2024 through March 31, 2024 –

- There was a 3.4% decrease in overall RH assignments during the first quarter of 2024 compared to the fourth quarter of 2023.
- There was a decrease in the number of major disciplinarys this quarter.
- There was a slight decrease in those aged 21 or younger, 55 or older and those with an SMI diagnosis who were held in RH, as compared to the third quarter.
- There were two suicides and 29 suicide attempts during the quarter.

## INSTITUTIONS

### INMATE INSTITUTIONAL GRIEVANCES

**Inmate Formal/Informal Grievances:** During March, a total of 1,202 formal grievances and 1,562 informal grievances were filed at various units.

**Institutional Grievances Appeals:** There was a total of 435 appeals of institutional grievances received in March. Of those, 283 were acknowledged and 152 were rejected for various reasons. Of the total, 347 appeals answered, 346 had no merit and one had merit.

### FARM DIVISION

Calving season brought over 100 new calves born at Cummins in the first few weeks of March. Wrightsville started calving a few weeks later in the month.

The annual horse auction was held on March 9th sending 23 horses to new homes this year. There were several repeat buyers and a few new buyers were welcomed this year as well. Our average sale price this year was approximately \$3,622 per horse.

Row crop operations have started bringing in seed for planting season. The winter wheat crop is in good standing. It has been fertilized and is being monitored for diseases and pests.

Garden operations were busy planting in the fields and greenhouses.

Dairy production continues to increase, rising 2,600 gallons by comparison of March 2023 to March 2024. In order to assist in the offset of warehouse costs, there is more emphasis on dairy production.

Egg production is also starting to increase. The flock of Pullets was moved over and is now starting to lay eggs. Production is back up over 32,000 per day.

**REGIONAL MAINTENANCE HOURS**

Regional Maintenance Hours	March 2024
Benton Unit	5,098
Delta Regional Unit	2,746
East Arkansas Regional Unit	1,928
Grimes Unit	2,664
McPherson Unit	1,249
Mississippi County Work Release	945
North Central Unit	8,752
Ouachita River Correctional Unit	6,580
Randall L. Williams Unit	3,352
Texarkana Regional Corr. Ctr.	3,300
Tucker Unit	3,544
Varner Unit	3,072
Wrightsville Unit	3,944
<b>TOTAL HOURS</b>	<b>47,174</b>

**WORK RELEASE RENT REPORT**

Unit	March 2024
Benton Unit	\$135,002.00
Mississippi County Work Release	\$106,238.00
Northwest Arkansas Work Release	\$48,708.00
Pine Bluff Work Release	\$41,734.00
Texarkana Regional Correctional Center	\$87,450.00
Wrightsville Hawkins Unit	\$37,092.00
<b>TOTAL</b>	<b>\$456,224.00</b>

**REENTRY**

**PROGRAMS - March 2024**

Program Name	Beginning Count	Admitted	Removed	Graduated	End Count	Volunteer Hours
Juvenile Program* (RLW)	6	0	0	0*	6	0
Release (Ester)	0	16	5	0	11	0
Veterans Program (Ester)	0	18	0	0	18	3
AFC - Pathway Home 4	3	4	1	0	6	0
<b>TOTAL</b>	<b>9</b>	<b>38</b>	<b>6</b>	<b>0</b>	<b>41</b>	<b>3</b>

\*Juveniles are transferred from the program once they reach the age of 18.

**WORKFORCE ALLIANCE FOR GROWTH IN THE ECONOMY (WAGE)**

March 2024 Capacity: 120 Unit:	Participants	Status
Delta	24	Active
Ester	0	Not Active
Hawkins	5	Active
McPherson	8	Active
North Central	0	Not Active
Ouachita River	11	Active
Tucker	23	Active
Wrightsville	3	Active
<b>TOTAL</b>	<b>74</b>	

**WRIGHTSVILLE-HAWKINS PATHWAY TO FREEDOM PROGRAM**

March 2024 Capacity: 200	Beginning Count	Enrolled During the Month	Removed	End Count*
Wrightsville-Hawkins PTF	198	19	17	200

**ADVANCED PRINCIPLES AND APPLICATIONS FOR LIFE PROGRAM (APAL)**

March 2024 Capacity: 86	Beginning Count	Admissions During Mo.	Removed*	End Count
Ester	57	2	1	58
Hawkins	17	1	1	17
<b>TOTAL</b>	<b>74</b>	<b>3</b>	<b>2</b>	<b>75</b>

Advanced PAL is an 18-month reentry program that combines a pre-release curriculum with the PAL program.

\*The "Removed" column indicates the number of participants who paroled, completed the program, withdrew from the program, transferred, or were removed from the program for another reason.

**THINK LEGACY**

March 2024 Capacity: 635 Unit	Beginning Count	Admitted	Graduated	Removed*	End Count
Cummins	8	0	0	3	5
Delta Regional	24	0	0	0	24
East Arkansas Regional	26	0	0	4	22
McPherson	30	0	0	6	24
North Central	16	0	0	0	16
Ouachita River	21	0	0	0	21
Tucker	13	0	0	1	12
<b>TOTAL</b>	<b>138</b>	<b>0</b>	<b>0</b>	<b>14</b>	<b>124</b>

**THINK LEGACY VOLUNTEER HOURS = 32**

\*The "Removed" column indicates the total number of participants who paroled, signed out, transferred, or were removed from the program for any other reason and are no longer in the barracks.

**COLLEGE REPORT**  
**March 2024**

COLLEGE PROGRAM LOCATIONS	Beginning Count	Admissions During Mo.	Removed During Mo.	End Count	Staff Enrolled
<b>Arkansas State University</b>					
Grimes Unit	23	0	2	21	0
McPherson Unit	57	0	2	55	0
<b>Ashland University</b>					
North Central Unit	13	0	0	13	0
<b>Mid-America Seminary College</b>					
Varner Unit	36	0	0	36	0
<b>Philander Smith College</b>					
East Arkansas Regional Unit	43	0	1	42	0
Tucker Unit	26	3	5	24	0
<b>Southeast Arkansas College</b>					
Cummins Unit	44	0	4	40	0
Delta Unit	16	0	2	14	0
Varner Unit	35	0	0	35	0
<b>Shorter College</b>					
Hawkins Unit	20	0	0	20	0
Ouachita River Unit	22	0	3	19	0
Pine Bluff Complex	53	0	13	40	0
Texarkana Regional	5	0	0	5	0
Wrightsville Unit	11	0	2	9	0
<b>TOTAL</b>	<b>404</b>	<b>3</b>	<b>34</b>	<b>373</b>	<b>0</b>

**TRAINING**

**DIVISION OF CORRECTION**  
**TRAINING - March 2024**

**BASIC TRAINING DIVISION –**

**BCOT Class 2024-B**, led by instructor Christina Caldwell, graduated on March 22 with a total of 27 cadets.

**IN-SERVICE DIVISION –**

There were three in-service classes held by the Training Academy during the month.

**eCADEMY –**

During March, 148 ADC employees completed a total of 4,588 hours of eCADEMY training.

**HEALTH/CORRECTIONAL PROGRAMS**

**CHAPLAINCY SERVICES AND COMMUNITY SPEAKING EVENTS**

**All Facilities –**

Islamic residents began observation of the month of Ramadan on March 11. Muslim inmates are fasting between sunup and sundown until the conclusion of Ramadan.

**Cummins Unit –**

COPS (Cops Out Preaching Salvation) Ministry Team from California led services on Friday, March 22 and Sunday, March 24. There were 160 men in attendance at the Friday service and 146 men in attendance at the Sunday service. Edward Klien led a 22-hour discipleship course in the Cummins Chapel from March 25-29. Twenty residents completed the training.

**East Arkansas Regional Unit –**

Volunteers with the COPS Ministry Team led a service attended by 47 residents on Saturday, March 23. Christmas Behind Bars distributed gift sacks to General Population inmates on Monday, March 25. A worship gathering for staff was offered by the unit chaplains during the lunch hour on March 29.

**Hawkins Unit –**

Forty-six women from Hawkins Unit attended a service led by COPS Ministry from Riverside, California on March 23.

**Maximum Security Unit –**

COPS Ministry Team visited Maximum Security Unit on March 24 and led a worship gathering in the Chapel attended by 20 residents.

**North Central Unit –**

Sunrise services were held on Easter. 124 total residents attended the two services scheduled to allow men from both halls the opportunity to participate in an early Easter service.

**Ouachita River Unit –**

Kairos International conducted a four day “Walk” event on March 21–24. Eighteen inmates were led through the event by 20 volunteers. Thirty eight total inmate volunteers assisted with various parts of the four day event.

**Tucker Unit –**

Chaplain Pearson spoke at the graduation ceremony for 18 female offenders who completed a Life Principles seminar at the Pope County Jail on March 22. COPS Ministry Team led a service at Tucker Chapel on March 24 attended by 91 residents. One hundred Tucker residents completed an Anger Resolution seminar conducted on March 25-27 by three volunteers. Thirteen volunteers with Christmas Behind Bars delivered and distributed gift sacks for all residents on March 25.

**ACCREDITATION**

**ACA Internal Audits Completed:**

- 03/11-03/13 Maximum Security Unit Re-Accreditation
- 03/14-03-15 Training Academy Re-Accreditation
- 03/19 Cummins File Audit
- 03/25-03/26 Ouachita River File Audit

Fire/Safety and Sanitation independent audits conducted by the Fire/Safety and Sanitation Coordinator:  
 03/05-03/08 McPherson & Grimes

**Classes Taught:**

- 03/28-03/29 Fire Safety Inspector Class

**VOLUNTEER SERVICES - March 2024**

Program Name	Hours
Veteran (Ester)	3
NTI (NWARC)	12
Yoga (Varner)	2
<b>Total</b>	<b>17</b>

**MENTAL HEALTH SERVICES**

**Reduction of Sexual Victimization Program (RSVP) and Sex Offender Treatment Programs (SOFT):**

March 2024	Capacity	Beginning Count	Completed	Removed	Admissions	End Count
RSVP	238	235	70	78	8	165
SOFT	30	13	0	0	0	13
<b>Total</b>	<b>268</b>	<b>248</b>	<b>70</b>	<b>78</b>	<b>8</b>	<b>178</b>

There are 814 males on the waiting list for RSVP and zero females on the waiting list for SOFT who are within five years of their TE date. Of those, nine inmates are mandated by the Post Prison Transfer Board.

The average time on the waiting list from request is between one and two months for those stipulated.

\*The total on the waiting list, including those not currently within the identified timeframe, is 1,633 males and zero females. Of these, 814 are eligible and 814 are ineligible for the program. There are zero PREA inmates in the program at this time.

\*Ineligibility is due to being in restrictive housing, having class IV status, or receiving a major disciplinary within the last 60 days.

**Substance User Rehabilitation Services (SURS):**

March 2024 Unit	Capacity	Beginning Count	Completed	Removed	Admissions	End Count
Benton	20	18	3	2	7	20
Cummins	45	45	5	9	7	38
Grimes	50	50	3	0	3	50
Maximum Security	4	2	0	0	0	2
McPherson	150	150	32	9	39	148
Randall L. Williams	150	146	20	10	26	142
Tucker	62	60	9	5	12	58
Wrightsville	150	145	42	11	42	134
<b>Total</b>	<b>631</b>	<b>616</b>	<b>114</b>	<b>46</b>	<b>136</b>	<b>592</b>

For TC/SURS, there are 2,871 males and 367 females on the waiting list who are within five years of their release date. Of those, 79 are mandated by the Post Prison Transfer Board.

The average time on the waiting list from request is 17 days.

\*The total on the waiting list, including those not currently within the identified timeframe, is 3,963 males and 452 females. Of these, 3,238 are eligible and 1,177 are ineligible for the program.

\*Ineligibility is due to being in restrictive housing, having class IV status, or receiving a major disciplinary within the last 60 days.

**Ouachita River Correctional Unit (ORCU) Residential Program Unit (RPU):**

The RPU had zero admissions and zero discharges in March for an end-of-month count of 115.

**McPherson Unit Mental Health Residential Program Unit (RPU):**

There was one admission and one discharge in March for an end-of-month count of 40.

**Habilitation Program:**

The Habilitation Program at the Ouachita River Correctional Unit provided treatment services to 42 inmates in March. There were zero admissions and zero discharges, which resulted in an end-of-month count of 42.

**Suicide:**

There were 102 suicidal threats in March. There were 13 attempts, one of which resulted in death.

**Staffing:**

The following Mental Health Services and Substance User Rehabilitation Services (SURS) positions were vacant in February and March 2024:

**MENTAL HEALTH SERVICES, *continued***

Positions	FTEs*	February	March
Psychologists	2	1	1
Psychological Examiners	1	0	0
Social Workers	23	7	9
Licensed Professional Counselors	2	0	0
Rehab Director	1	1	1
Rehab Facility Supervisors	3	1	3
Advisors	55	26	29
Substance Abuse Program Coord.	6	2	4
Substance Abuse Program Leaders	40	15	34
Administrative Specialist	10	4	6
Rehab Program Managers	7	7	7

\*FTE refers to authorized Full Time Equivalent positions.

**Self-Study Classes:**

Classes	Number of Participants	Number Completed	Waiting List
Anger Management	205	205	584
Thinking Errors	176	173	560
Substance Abuse Education	142	140	469
Communication Skills	148	148	656
Domestic Violence	34	34	141
Victims of Domestic Violence	51	51	72
Stress Management	165	164	603
Parenting	80	78	229

**Outpatient:**

There were 2,258 inmates on the mental health medical log at the beginning of March. Mental Health staff conducted the following contacts during the month:

Case Management Contacts	1,826
Requests for Interviews	471
Testing	1
Intakes	492
Unit Requests	1,523
Pre-Lockup Reviews	342
Routine Restrictive Housing Reviews	1,175
Restrictive Housing Rounds	11,884
PREA Evaluations	60
Routine Follow-up	504
834 Requests	47

**County Mental Health Requests:**

During March, there were 273 requests received of a mental health nature. Of those, zero inmates were fast-tracked to ADC.

**County Medical Health Requests:**

During March, there were 702 requests received of a medical nature. A total of 16 inmates were fast-tracked to ADC.

**Medical Contract Reimbursements:**

Sanction reimbursements for ADC in February amounted to \$10,950.00.

**Deaths:**

There were nine inmate deaths during the month of March. Four were claimed, five were cremated and claimed. There were zero not claimed.

**Wellpath:**

See attachment for Wellpath's report regarding outside beds and emergency room visits.

**Medical Grievances:**

In March, there were 122 appeals of medical grievances received and 71 appeals were answered. Two were found to be with merit and three with merit but resolved.

**SEX OFFENDER ASSESSMENT**

**Assessments Completed:**

Risk Level	March	September 1999 through March 2024
Level 1	1	1,247
Level 2	29	9,663
Level 3	19	8,136
Level 4	0	757
Default 3	5	*
<b>Total</b>	<b>54</b>	<b>19,803</b>

\*Default Level 3's are included in the total number of Level 3's to date.

**ACIC Numbers:**

The total number of sex offenders registered from September 1999 through March 2024:

Compliant	8,964
Delinquent	1,443
Confined	3,802
Out-of-State	4,407
Address Unknown	152
Deported	206
Incapacitated	132
Out of USA	77
<b>Total</b>	<b>19,183</b>

Consistent with current Arkansas law, deceased offenders no longer remain on the registry.

**PAWS IN PRISON**

March 2024 Unit	Enrolled	Graduated	Foster	Volunteer Hours
Hawkins Unit	4	2	1	0
Maximum Security Unit	6	2	0	0
McPherson Unit	0	0	0	0
North Central Unit	4	2	0	0
Ouachita River Correctional Unit	6	3	0	0
Randall L. Williams Unit	4	4	1	0
Tucker Unit	8	6	1	0
<b>Total</b>	<b>32</b>	<b>19</b>	<b>3</b>	<b>0</b>

**Completed Paws in Prison Training:**

March 2024 Program Graduates	19
YTD Program Graduates	61
Total Graduates Since Inception (Dec 2011)	2,406
Dogs Currently in Foster (Graduated, but Not Adopted)	3
March 2024 Volunteer Hours	0
YTD Volunteer Hours	18

**AGENCY HIGHLIGHTS**

**MARCH 2024**

**PROMOTIONS**

Some of the security promotions during the month of March included:

**Benton Work Release**

- Sgt. Richard Nava

**Construction**

- Cpl. Eugenia Lynn Hendix

**Cummins Unit**

- Fld Sgt. Austin Belvins
- Cpl. Latasha Caldwell
- Fld. Sgt. Jacob Harrison

**Delta Regional Unit**

- Lt. Patricia Howell
- Lt. Thomas Whitaker

**East Arkansas Regional Unit**

- Sgt. Chanel Evans
- Sgt. Douglas Lockhart

**Grimes Unit**

- Sgt. Christopher Morris

**Hawkins Unit**

- Cpl. Leman Bowers

**Headquarters**

- Cpl. Jacqueline L. Cox

**Maximum Security Unit**

- Sgt. Sa' Lexus Walls

**Ouachita River Unit**

- Sgt. Jacob Blair
- Sgt. Johnathan Boyd
- Lt. Jon Green
- Major Quintin Mixon

**Pine Bluff Unit**

- Lt. Sheila Lowden
- Sgt. J'Rance Nash

**Randall L. Williams Unit**

- Sgt. Avery Plummer
- Lt. Jamaricus Richard
- Sgt. Erica Wright

**Transportation**

- Sgt. Tamerika Glover
- Sgt. Miton Moore Jr.
- Sgt. Linda Stalling (ORCU)

**Tucker Unit**

- Sgt. Shacari Evans

**Varner Unit**

- Lt. Edward Franks
- Sgt. Tyler Payne
- Sgt. Christopher Pennington

**AGRICULTURAL DIVISION HOSTS 13TH ANNUAL HORSE AUCTION**

The Division of Correction hosts the 13th annual horse auction held on March 9th at the Saline County Fairgrounds, raising over \$83,000. All 23 horses found new forever homes including the disabled horse Forrest and this year's reserve horse, Casino, selling for \$16,900!



**MAXIMUM SECURITY UNIT HOSTS ACA REACCREDITATION AUDIT**

Congratulations to Warden James Shipman and the outstanding staff at the Maximum Security Unit on their American Correctional Association Reaccreditation Audit scoring 100% on Mandatory Standards/Best Practices and 99.3% on Non-Mandatory Standards/Best Practices. The Auditors bragged about the cleanliness of the facility from the minute they got to the facility. They also bragged on the food service, knowledge, and the hard work of the staff.




**TRAINING ACADEMY HOSTS ACA REACCREDITATION AUDIT**

Congratulations to Major Joi Harris and the awesome staff at the ADC Training Academy on their American Correctional Association (ACA) Reaccreditation Audit scoring 100% on Mandatory Standards and Best Practices and 100% on Non-Mandatory Standards and Best Practices. The auditors were very complementary of the staff and overall cleanliness of the academy. The Training Academy looked really great! Major Harris and her team have really made some changes and have the building looking good!



**ORCU REGIONAL MAINTENANCE AIDS IN TORNADO CLEAN UP**

The Ouachita River Unit Regional Maintenance Crew assisted the destruction clean up in the Hot Springs Village area working hard clearing trees and debris as soon as the sun came up the morning after the tornado.



## REGIONAL MAINTENANCE PROJECT HIGHLIGHTS

MARCH 2024

**Camp Couchdale Clean-up - March 13:**  
*Ouachita River Unit Regional Maintenance*



**Cummins Fence Repair - March 11:**  
*Varner Unit Regional Maintenance*



**Oakland Cemetary Ditch Clean Up - March 04:**  
*Wrightsville Complex Regional Maintenance*



2024 INFORMAL GRIEVANCE REPORT

Month	BENTON	HAWK/M	HAWK/F	WRTS	EARU & MX	GRIMES	RLW	MCWR	MCPH	MSU	NCU	PBU	NWA	TU	TRCC	VSMX	VU	CU & CMU	ORCU	Ester	DRU	TOTAL	
JAN	1	10	13	60	211	211	14	0	296	73	68	27	2	53	0	136	41	92	116	28	147	1,599	
FEB	2	5	15	73	195	260	20	0	274	84	42	16	0	76	1	170	35	174	118	25	106	1,691	
MAR	0	11	7	52	171	266	12	0	231	49	62	25	0	63	1	139	43	212	109	26	83	1,562	
APR																							0
MAY																							0
JUN																							0
JUL																							0
AUG																							0
SEPT																							0
OCT																							0
NOV																							0
DEC																							0
TOTAL	3	26	35	185	577	737	46	0	801	206	172	68	2	192	2	445	119	478	343	79	336	4,852	

2024 FORMAL GRIEVANCE REPORT

Month	BENTON	HAWK/M	HAWK/F	WRTS	EARU & MX	GRIMES	RLW	MCWR	MCPH	MSU	NCU	PBU	NWA	TU	TRCC	VSMX	VU	CU & CMU	ORCU	Ester	DRU	TOTAL	
JAN	0	4	3	26	302	115	10	0	135	79	56	24	0	20	0	100	22	65	89	14	75	1,139	
FEB	0	0	8	32	278	126	14	2	136	118	37	15	0	41	0	130	22	109	81	6	50	1,205	
MAR	2	4	3	41	288	157	10	0	108	85	56	11	0	28	1	100	22	155	67	8	56	1,202	
APR																							0
MAY																							0
JUN																							0
JUL																							0
AUG																							0
SEPT																							0
OCT																							0
NOV																							0
DEC																							0
TOTAL	2	8	14	99	868	398	34	2	379	282	149	50	0	89	1	330	66	329	237	28	181	3,546	

Report includes Pine Bluff Reentry (PBR), Pine Bluff Unit (PBU) and Pine Bluff Work Release (PBW).



## INMATE INSTITUTIONAL GRIEVANCE APPEAL REPORT – MARCH 2024

	Acknowledged	Rejected	Processed W/O Merit	Processed W/ Merit
Benton Unit				
Benton Work Release				
Cummins Unit	19	26	25	
Cummins Modular Unit		1	1	
Delta Regional Unit	5		5	
East Arkansas Regional Unit	18	3	20	
East Arkansas Regional Max Unit	74	28	88	
Ester Unit		1		
Grimes Unit	31	19	28	
Maximum Security Unit	17	18	21	
Tucker Re-Entry				
McPherson Unit	11	2	5	
McPherson Mental Health Residential Program Unit				
Mississippi County Work Release Center		2		
Northwest Arkansas Work Release Center				
North Central Unit	14	7	28	1
Ouachita River Correctional Unit	13	10	21	
ORCU Hospital				
ORCU New Commitment				
ORCU Mental Health Residential Program Unit	1		1	
Pine Bluff Unit	2		2	
Pine Bluff Re-Entry				
Randall L. Williams Correctional Facility	4	1	4	
Texarkana Regional Correctional Center				
Tucker Unit	21	11	20	
Varner Super Max	46	16	67	
Varner Unit	5	6	6	0
Wrightsville Unit	2	1	4	
Hawkins Center				
Hawkins for Males				
Hawkins SPU				
<b>Total</b>	<b>283</b>	<b>152</b>	<b>346</b>	<b>1</b>

## ADMISSIONS AND RELEASES – MARCH 2024

<b>Admissions</b>	<b>Male</b>	<b>Female</b>	<b>Total</b>
Asian	2	0	2
Black	139	13	152
Caucasian	230	61	291
Hispanic	23	4	27
Native American Indian	1	2	3
Native Hawaiian or Pacific Island	3	0	3
Other	0	0	0
Unknown	0	0	0
<b>Total</b>	<b>398</b>	<b>80</b>	<b>478</b>

<b>Releases</b>	<b>Male</b>	<b>Female</b>	<b>Total</b>
Asian	1	0	1
Black	111	11	122
Caucasian	221	59	280
Hispanic	13	2	15
Native American Indian	0	2	2
Native Hawaiian or Pacific Island	1	0	1
Other	0	0	0
Unknown	0	0	0
<b>Total</b>	<b>347</b>	<b>74</b>	<b>421</b>

ADC INMATE POPULATION GROWTH 2000-2028 - MARCH 2024

Mo.	2000	2001	2002	2003	2004	2005	2006	2007	2008	2009	2010	2011	2012	2013	2014	2015	2016	2017	2018	2019	2020	2021	2022	2023	2024
Jan.	11,984	11,908	12,402	13,015	13,105	13,595	13,481	13,839	14,518	14,796	15,334	16,312	15,134	14,815	17,481	18,142	17,785	17,824	18,201	17,958	17,989	16,119	17,154	17,682	18,522
Feb.	12,169	12,022	12,529	13,054	13,166	13,783	13,633	14,012	14,603	14,883	15,374	16,209	14,990	15,008	17,438	18,082	17,625	17,608	17,998	17,846	18,181	16,120	17,077	17,814	18,612
March	12,006	12,033	12,299	13,108	13,088	13,418	13,534	13,772	14,580	14,843	15,290	16,095	14,964	14,665	17,395	18,233	17,573	17,666	18,089	17,898	17,860	16,085	16,992	18,075	18,820
April	12,069	12,167	12,465	13,213	13,323	13,469	13,554	13,851	14,769	14,937	15,570	16,172	15,124	14,850	17,604	18,703	17,815	17,798	18,227	17,977	17,331	16,250	17,059	18,206	
May	12,109	12,384	12,558	13,463	13,556	13,528	13,711	14,146	14,880	15,146	15,694	16,062	15,132	15,074	17,593	18,693	17,769	17,652	17,945	17,817	16,694	16,476	17,229	18,267	
June	12,005	12,108	12,439	13,418	13,389	13,251	13,430	13,915	14,700	15,025	15,564	15,554	14,832	14,825	17,340	18,813	17,973	17,963	17,972	17,942	16,552	16,560	17,129	18,213	
July	12,030	12,190	12,622	13,509	13,528	13,286	13,560	14,082	14,868	15,195	15,807	15,519	14,879	15,379	17,522	18,870	18,130	18,180	18,005	18,002	16,511	16,638	17,109	18,397	
August	12,087	12,371	12,815	13,565	13,632	13,419	13,646	14,224	15,100	15,385	15,829	15,240	14,675	16,103	17,549	18,806	17,919	18,051	17,751	18,090	16,367	16,655	17,274	18,375	
September	11,983	12,289	12,774	13,341	13,516	13,237	13,652	14,217	14,850	15,285	16,025	15,172	14,724	16,412	17,605	18,549	18,026	18,179	17,865	17,856	16,215	16,698	17,432	18,380	
October	12,119	12,348	12,942	13,341	13,584	13,363	13,775	14,349	14,836	15,381	16,311	15,271	14,856	16,993	17,880	18,430	18,127	18,348	17,943	17,947	16,311	16,821	17,480	18,557	
November	12,094	12,408	13,162	13,408	13,706	13,587	13,913	14,437	15,025	15,340	16,460	15,205	14,625	17,168	17,848	17,981	17,573	17,973	17,666	18,060	16,165	16,982	17,521	18,500	
December	11,856	12,333	12,845	13,106	13,470	13,338	13,728	14,315	14,716	15,199	16,204	15,062	14,654	17,235	17,874	17,707	17,537	18,078	17,799	17,759	16,094	17,023	17,648	18,503	
Net Ann. Inc.	29	477	512	261	364	-132	390	587	401	483	1,005	-1,142	-408	2,581	639	-167	-170	541	-279	-40	-1,665	929	625	855	317
Avg. Mo. Inc.	2	40	43	22	30	-11	33	49	33	40	84	-95	-34	215	53	-14	-14	45	-23	-3	-139	77	52	71	106

Population is total jurisdictional count at end of each month. Population at end of month December 1999 was 11,827.

Average monthly population increased for past fifteen years 2009 - 2023 is 21

Average monthly population increased for past ten years Jan. 2014 - Dec 2023 is 11

Average monthly population decreased for past five years 2019 - 2023 is 12

Projected at Growth of 21 per Month

Mo.	2008	2009	2010	2011	2012	2013	2014	2015	2016	2017	2018	2019	2020	2021	2022	2023	2024	2025	2026	2027	2028	2029
	Actual	Actual	Actual	Actual	Actual	Actual	Actual	Actual	Actual	Actual	Actual	Actual	Actual	Actual	Actual	Actual	Actual/Proj	Proj.	Proj.	Proj.	Proj.	Proj.
January	14,518	14,796	15,334	16,312	15,134	14,815	17,481	18,142	17,785	17,824	18,201	17,958	17,989	16,119	17,154	17,682	18,522	19,030	19,282	19,534	19,786	20,038
February	14,603	14,883	15,374	16,209	14,990	15,008	17,438	18,082	17,625	17,608	17,998	17,846	18,181	16,120	17,077	17,814	18,612	19,051	19,303	19,555	19,807	20,059
March	14,580	14,843	15,290	16,095	14,964	14,665	17,395	18,233	17,573	17,666	18,089	17,898	17,860	16,085	16,992	18,075	18,820	19,072	19,324	19,576	19,828	20,080
April	14,769	14,937	15,570	16,172	15,124	14,850	17,604	18,703	17,815	17,798	18,227	17,977	17,331	16,250	17,059	18,206	18,841	19,093	19,345	19,597	19,849	20,101
May	14,880	15,146	15,694	16,062	15,132	15,074	17,593	18,693	17,769	17,652	17,945	17,817	16,694	16,476	17,229	18,267	18,862	19,114	19,366	19,618	19,870	20,122
June	14,700	15,025	15,564	15,554	14,832	14,825	17,340	18,813	17,973	17,963	17,972	17,942	16,552	16,560	17,129	18,213	18,883	19,135	19,387	19,639	19,891	20,143
July	14,868	15,195	15,807	15,519	14,879	15,379	17,522	18,870	18,130	18,180	18,005	18,002	16,511	16,638	17,109	18,397	18,904	19,156	19,408	19,660	19,912	20,164
August	15,100	15,385	15,829	15,240	14,675	16,103	17,549	18,806	17,919	18,051	17,751	18,090	16,367	16,655	17,274	18,375	18,925	19,177	19,429	19,681	19,933	20,185
September	14,850	15,285	16,025	15,172	14,724	16,412	17,605	18,549	18,026	18,179	17,865	17,856	16,215	16,698	17,432	18,380	18,946	19,198	19,450	19,702	19,954	20,206
October	14,836	15,381	16,311	15,271	14,856	16,993	17,880	18,430	18,127	18,348	17,943	17,947	16,311	16,821	17,480	18,557	18,967	19,219	19,471	19,723	19,975	20,227
November	15,025	15,340	16,460	15,205	14,625	17,168	17,848	17,981	17,573	17,973	17,666	18,060	16,165	16,982	17,521	18,500	18,988	19,240	19,492	19,744	19,996	20,248
December	14,716	15,199	16,204	15,062	14,654	17,235	17,874	17,707	17,537	18,078	17,799	17,759	16,094	17,023	17,648	18,503	19,009	19,261	19,513	19,765	20,017	20,269
Net Ann. Inc.	401	483	1,005	-1,142	-408	2,581	639	-167	-170	541	-279	-40	-1,665	929	625	855	506	252	252	252	252	252
Ave. Mo. Inc.	33	40	84	-95	-34	215	53	-14	-14	45	-23	-3	-139	77	52	71	42	21	21	21	21	21

MONTHLY POPULATION AVERAGES - MARCH 2024

Unit/Center	3/1	3/4	3/5	3/6	3/7	3/8	3/11	3/12	3/13	3/14	3/15	3/18	3/19	3/20	3/21	3/22	3/25	3/26	3/27	3/28	3/29	AVG	
Benton	355	355	354	357	358	356	355	355	353	352	353	352	358	359	361	360	360	360	360	360	360	360	357
Cummins	1,994	1,992	1,992	1,993	1,992	1,991	1,995	1,994	1,997	1,998	1,995	1,991	1,986	1,986	1,996	2,001	1,997	1,997	1,994	1,992	1,991	1,994	1,994
Delta	630	627	627	629	629	630	631	627	627	626	625	629	630	629	629	629	629	628	629	630	630	630	629
E AR Reg	1,641	1,640	1,643	1,646	1,643	1,642	1,648	1,646	1,645	1,647	1,647	1,650	1,650	1,648	1,649	1,650	1,647	1,652	1,651	1,650	1,649	1,647	1,647
Ester	692	698	698	694	697	691	692	697	702	700	699	691	693	693	689	691	687	688	690	693	686	693	693
Grimes	1,093	1,087	1,087	1,091	1,091	1,090	1,088	1,091	1,092	1,090	1,090	1,092	1,091	1,090	1,089	1,086	1,084	1,089	1,089	1,085	1,090	1,089	1,089
Max Sec	582	583	583	583	583	582	582	582	582	582	582	582	583	581	581	581	580	580	580	580	580	580	582
McPherson	1,051	1,049	1,045	1,055	1,051	1,051	1,049	1,046	1,050	1,046	1,053	1,053	1,051	1,045	1,048	1,051	1,051	1,044	1,042	1,051	1,052	1,049	1,049
MCWRC	186	185	185	185	186	186	186	186	185	184	184	184	184	184	184	187	186	186	186	185	185	185	185
N Central	925	935	934	939	935	935	936	936	944	943	943	939	937	939	937	939	938	941	940	940	938	938	938
NWAWRC	99	98	97	100	100	100	100	100	100	100	100	100	100	100	100	100	100	100	100	100	100	100	100
Ouachita River	1,902	1,904	1,894	1,900	1,908	1,900	1,908	1,907	1,902	1,904	1,911	1,911	1,914	1,916	1,919	1,915	1,918	1,917	1,916	1,921	1,918	1,910	1,910
Randall L Williams	542	545	542	538	543	538	548	545	540	534	540	539	540	542	542	549	550	551	551	552	548	544	544
Pine Bluff	527	528	528	527	524	530	521	523	524	526	527	529	529	527	527	529	526	526	527	532	533	527	527
PB Reentry	52	52	52	52	52	51	51	51	51	51	52	51	51	51	51	50	53	53	53	53	53	52	52
TRCC	132	132	132	134	134	134	134	134	134	134	134	134	134	134	134	134	134	134	134	134	134	134	134
Tucker	1,002	995	996	993	990	993	990	991	988	993	998	998	997	997	994	993	991	999	996	997	997	995	995
Varner	1,693	1,697	1,702	1,701	1,703	1,698	1,700	1,701	1,703	1,702	1,699	1,703	1,702	1,700	1,701	1,705	1,706	1,706	1,705	1,705	1,705	1,705	1,702
Wrightsville	866	860	862	864	867	862	866	865	865	864	862	862	865	868	865	862	864	865	865	865	863	864	864
WR Hawkins-Females	253	256	256	255	255	255	253	253	252	251	250	248	248	254	253	253	254	254	256	256	256	253	253
WR Hawkins-Males	198	199	198	198	198	200	197	198	198	198	198	198	198	199	199	199	199	199	196	195	197	198	198
Total ADC	16,415	16,417	16,407	16,434	16,439	16,415	16,430	16,428	16,434	16,425	16,442	16,436	16,441	16,442	16,448	16,464	16,454	16,469	16,460	16,476	16,464	16,442	16,442
ALETA	16	16	16	16	16	16	16	16	16	16	16	16	15	15	15	15	15	15	16	16	16	16	16
Ar State Police	59	58	57	57	57	56	55	55	55	55	56	56	56	55	55	55	55	55	55	55	55	55	56
Co Jail / M	1,676	1,670	1,694	1,681	1,697	1,684	1,681	1,695	1,719	1,725	1,732	1,724	1,720	1,722	1,733	1,718	1,728	1,710	1,742	1,764	1,783	1,714	1,714
Co Jail / F	152	154	154	153	159	162	163	163	158	161	154	153	156	164	167	162	160	164	167	171	172	160	160
Total Co Jail BK	1,828	1,824	1,848	1,834	1,856	1,846	1,844	1,858	1,877	1,886	1,886	1,877	1,876	1,886	1,900	1,880	1,888	1,874	1,909	1,935	1,955	1,874	1,874
309/M	179	180	180	180	179	180	179	179	179	178	180	184	187	188	188	187	187	188	188	187	187	183	183
309/F	118	118	118	117	116	116	115	115	116	116	114	113	113	112	111	111	113	112	115	115	115	115	115
Total Act 309	297	298	298	297	295	296	294	294	295	294	294	297	300	300	299	298	300	300	303	302	302	298	298
Total Non ADC	2,200	2,196	2,219	2,204	2,224	2,214	2,209	2,223	2,243	2,251	2,252	2,246	2,247	2,256	2,269	2,248	2,258	2,244	2,283	2,308	2,328	2,244	2,244
Total	18,615	18,613	18,626	18,638	18,663	18,629	18,639	18,651	18,677	18,676	18,694	18,682	18,688	18,698	18,717	18,712	18,712	18,713	18,743	18,784	18,792	18,686	18,686

FISCAL YEAR 2024 COUNTY JAIL BACKUP - MARCH 2024

DAY		Jul-23	Aug-23	Sep-23	Oct-23	Nov-23	Dec-23	Jan-24	Feb-24	Mar-24
1	*	2,053	2,207	2,062	* 2,009	1,890	1,753	1,651	1,689	1,828
2	*	2,053	2,206	* 2,062	2,016	1,911	* 1,753	1,651	1,704	* 1,828
3		2,073	2,202	* 2,062	2,004	1,886	* 1,753	1,676	* 1,704	* 1,828
4		2,077	2,218	2,052	2,013	* 1,886	1,719	1,676	* 1,704	1,824
5		2,077	* 2,218	2,052	2,022	* 1,886	1,687	1,693	1,663	1,848
6		2,085	* 2,218	2,054	2,015	1,857	1,693	* 1,693	1,682	1,834
7		2,120	2,163	2,028	* 2,015	1,867	1,692	* 1,693	1,658	1,856
8	*	2,120	2,156	2,044	* 2,015	1,862	1,700	1,686	1,661	1,846
9	*	2,120	2,137	* 2,044	2,051	1,848	* 1,700	1,691	1,668	* 1,846
10		2,139	2,132	* 2,044	2,010	1,855	* 1,700	1,680	* 1,668	* 1,846
11		2,103	2,127	2,030	2,033	* 1,855	1,695	1,694	* 1,668	1,844
12		2,087	* 2,127	2,021	2,050	* 1,855	1,711	1,709	1,705	1,858
13		2,103	* 2,127	1,989	2,030	1,855	1,653	* 1,709	1,708	1,877
14		2,111	2,119	2,019	* 2,030	1,874	1,628	* 1,709	1,720	1,886
15	*	2,111	2,116	2,046	* 2,030	1,847	1,596	1,692	1,713	1,886
16	*	2,111	2,120	* 2,046	2,008	1,881	* 1,596	1,692	1,746	* 1,886
17		2,106	2,122	* 2,046	2,023	1,895	* 1,596	1,694	* 1,746	* 1,886
18		2,114	2,147	2,030	2,027	* 1,895	1,573	1,698	* 1,746	1,877
19		2,144	* 2,147	2,000	2,044	* 1,895	1,572	1,698	1,770	1,876
20		2,146	* 2,147	1,999	2,041	1,867	1,607	* 1,698	1,770	1,886
21		2,153	2,104	2,046	* 2,041	1,816	1,630	* 1,698	1,755	1,900
22	*	2,153	2,101	2,057	* 2,041	1,818	1,647	1,723	1,737	1,880
23	*	2,153	2,111	* 2,057	2,058	1,783	* 1,647	1,705	1,757	* 1,880
24		2,146	2,118	* 2,057	1,956	1,783	* 1,647	1,695	* 1,757	* 1,880
25		2,150	2,152	2,035	1,962	* 1,783	1,651	1,686	* 1,757	1,888
26		2,182	* 2,152	2,026	1,935	* 1,783	1,651	1,694	1,771	1,874
27		2,212	* 2,152	1,992	1,934	1,783	1,651	* 1,694	1,782	1,909
28		2,225	2,155	1,981	* 1,934	1,781	1,670	* 1,694	1,813	1,935
29	*	2,225	2,154	2,009	* 1,934	1,778	1,670	1,676	1,800	1,955
30	*	2,225	2,118	* 2,009	1,938	1,755	* 1,651	1,682		* 1,955
31		2,187	2,099		1,913		* 1,651	1,678		* 1,955
<b>Avg Daily Backup</b>		<b>2,131</b>	<b>2,147</b>	<b>2,033</b>	<b>2,004</b>	<b>1,844</b>	<b>1,663</b>	<b>1,691</b>	<b>1,725</b>	<b>1,876</b>

**Note: Totals do not include 309 Contracts with County Jails (maximum 336)**

**County Jail Back-up Average for March 2024 - 1,876**

**County Jail Back-up Fiscal Year Average as of March 31, 2024 - 1,902**

**Short-Term Revocation Program Average for March 2024 - 361**

**Short-Term Revocation Program Fiscal Year Average as of March 31, 2024 - 326**

## STTG UNIT COUNTS – MARCH 2024

Unit	Beginning Total	Confirmed	Suspected	In	Out	Paroled	Removed	Ending Total	Total Unit Population	Unit % of STTG's
Benton	96	0	0	7	6	2	0	95	359	26.46%
Cummins	684	0	0	53	48	10	0	679	1,991	34.10%
Delta	229	0	0	4	7	1	0	225	630	35.71%
EARU	730	0	0	10	14	6	0	720	1,648	43.69%
Ester	111	0	0	104	7	10	0	198	685	28.91%
Grimes	416	0	0	13	7	7	0	415	1,090	38.07%
Hawkins	42	0	0	3	2	0	0	43	456	9.43%
Max	291	0	0	7	10	2	0	286	579	49.40%
McPherson	47	0	0	0	0	0	1	46	1,048	4.39%
MCWR	53	0	0	0	0	0	0	53	185	28.65%
NCU	283	0	0	34	16	5	0	296	937	31.59%
NWAWR	23	0	0	2	0	0	0	25	99	25.25%
ORCU	309	0	0	51	35	10	0	315	1,564	20.14%
ORCU Intake	96	78	0	0	88	0	0	86	348	24.71%
Pine Bluff	134	0	0	23	14	0	0	143	593	24.11%
RLW	209	0	0	29	17	11	0	210	548	38.32%
TWR	35	0	0	4	3	0	0	36	134	26.87%
Tucker	290	0	0	20	12	11	0	287	991	28.96%
Varner	742	0	6	56	42	4	0	758	1,705	44.46%
Wrightsville	230	0	0	13	8	6	0	229	859	26.66%
<b>Total</b>	<b>5,050</b>	<b>78</b>	<b>6</b>	<b>433</b>	<b>336</b>	<b>85</b>	<b>1</b>	<b>5,145</b>	<b>16,449</b>	<b>31.28%</b>

**ORCU Intake brought in 78 new STTG members into ADC last month.**

## STTG DISCIPLINARY REPORT – MARCH 2024

Unit	STTG Incidents	STTG Suspected Incidents	Total Unit Disciplinary	Disciplinary Involving STTG	Percentage
Benton	0	0	11	5	45.45%
Cummins	0	0	391	194	49.62%
Delta	0	0	86	44	51.16%
EARU	0	0	230	132	57.39%
Easter	0	0	76	21	27.63%
Grimes	1	0	145	60	41.38%
Hawkins	0	0	11	0	0.00%
Max	0	0	76	45	59.21%
McPherson	1	0	159	10	6.29%
MCWR	0	0	4	0	0.00%
NCU	0	0	107	53	49.53%
NWAWR	0	0	1	0	0.00%
ORCU	0	0	113	27	23.89%
ORCU Intake	0	0	7	2	28.57%
Pine Bluff	0	0	136	49	36.03%
RLW	0	0	83	40	48.19%
TWR	0	0	6	1	16.67%
Tucker	0	0	79	30	37.97%
Varner	0	0	308	171	55.52%
Wrightsville	0	0	167	64	38.32%
<b>Total</b>	<b>2</b>	<b>0</b>	<b>2,196</b>	<b>948</b>	<b>43.17%</b>

STTG COUNTS BY STTG SET – MARCH 2024

STTG Set	Benton	Cummins	Delta	EARU	Ester	Grimes	Hawkins	Max	McPherso	MCWR	NCU	NWAWR	ORCU	Intake	PBU	RLW	TWR	Tucker	Varner	Wrightsvil	Total	
Asian	2	0	8	1	2	0	0	0	0	0	0	0	0	0	0	0	0	1	1	1	0	16
Bloods	16	140	43	150	35	88	7	65	7	5	54	4	42	20	20	38	10	41	171	47	1,003	
Crips	13	72	39	85	21	45	4	39	2	7	29	2	31	9	19	22	3	26	103	29	600	
Folk	5	65	0	58	33	34	5	35	2	0	14	7	11	4	10	13	3	14	63	21	397	
GD	20	149	59	179	18	87	5	67	9	15	81	0	81	15	37	41	7	67	168	45	1,150	
Mexican	4	26	7	23	9	13	0	2	3	3	7	0	16	6	8	12	0	10	24	13	186	
Motorcycle	0	2	0	1	0	0	0	1	1	0	3	0	3	1	0	0	0	1	1	1	15	
Other	1	18	8	18	6	13	2	8	4	4	12	1	10	1	5	8	1	14	18	6	158	
People	2	36	6	35	6	24	1	22	2	0	11	0	10	4	6	5	0	12	31	8	221	
Unknown	0	14	0	7	2	1	2	0	0	2	1	0	0	5	1	2	1	6	9	3	56	
W/S	16	75	48	42	56	39	4	8	4	8	32	10	69	10	20	29	4	51	76	27	628	
AB	0	10	1	7	2	2	0	0	1	5	10	1	4	2	3	2	1	5	19	2	77	
AC	0	8	5	16	6	8	0	5	3	1	4	0	4	1	0	6	0	6	23	1	97	
NAE	4	35	0	47	1	24	4	15	3	2	16	0	17	4	8	14	2	14	25	11	246	
WAR	12	29	1	51	1	37	9	19	5	1	22	0	17	4	6	18	3	19	26	15	295	
<b>Total</b>	<b>95</b>	<b>679</b>	<b>225</b>	<b>720</b>	<b>198</b>	<b>415</b>	<b>43</b>	<b>286</b>	<b>46</b>	<b>53</b>	<b>296</b>	<b>25</b>	<b>315</b>	<b>86</b>	<b>143</b>	<b>210</b>	<b>36</b>	<b>287</b>	<b>758</b>	<b>229</b>	<b>5,145</b>	

Key:

GD = Gangster Disciples

W/S = White Supremacist

NAE = New Aryan Empire

WAR = White Aryan Resistance

AC = Aryan Circle

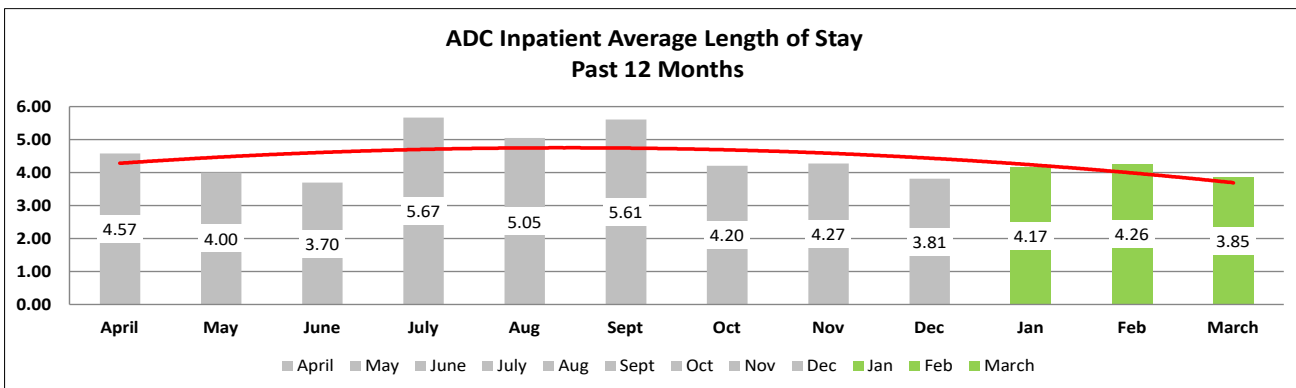
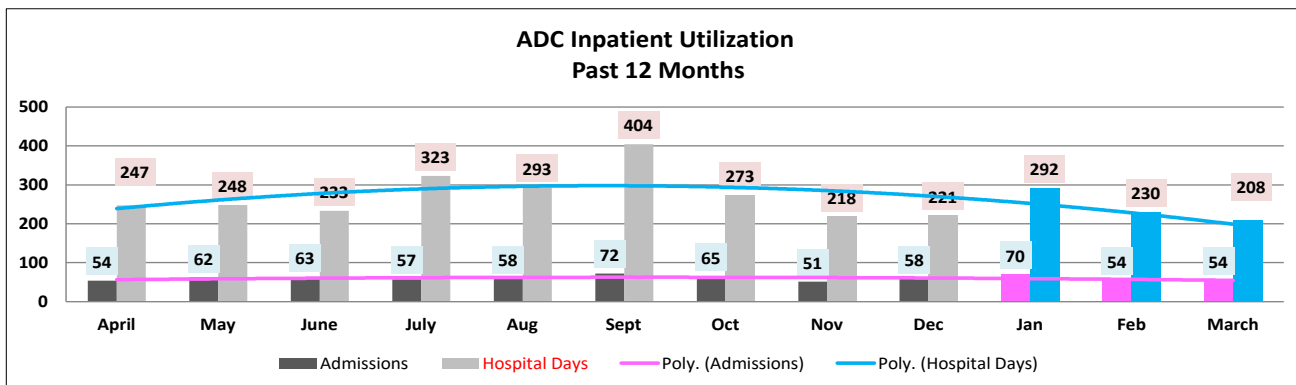
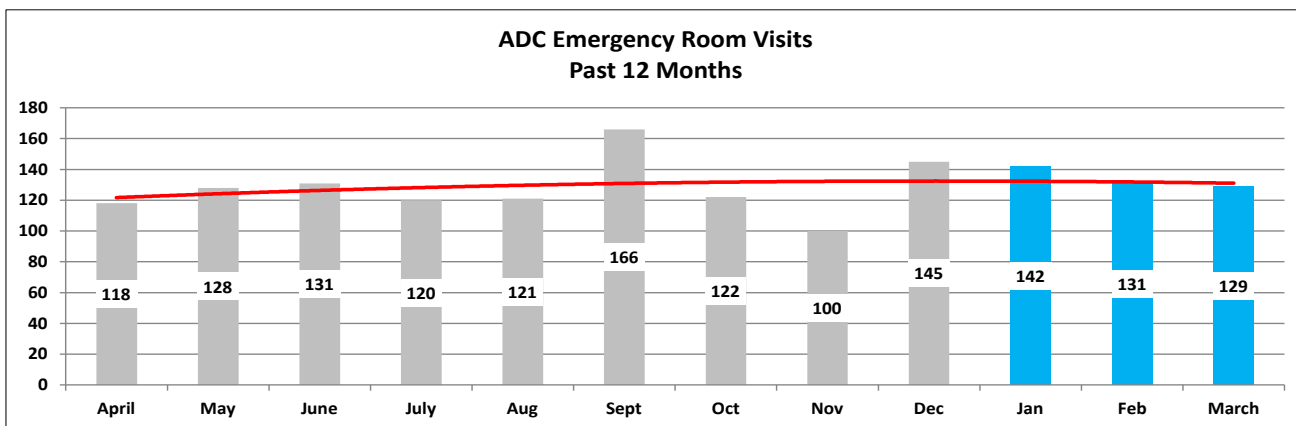
AB = Aryan Brotherhood



### ADC INPATIENT AND EMERGENCY ROOM UTILIZATION

ADC Inpatient Statistics Past 12 Months													
	2023									2024			Average
	April	May	June	July	Aug	Sept	Oct	Nov	Dec	Jan	Feb	March	
Admissions	54	62	63	57	58	72	65	51	58	70	54	54	59.8
Hospital Days	247	248	233	323	293	404	273	218	221	292	230	208	265.8
Average Length of Stay	4.57	4.00	3.70	5.67	5.05	5.61	4.20	4.27	3.81	4.17	4.26	3.85	4.44

ADC ER Visits Past 12 Months													
	2023									2024			Average
	April	May	June	July	Aug	Sept	Oct	Nov	Dec	Jan	Feb	March	
Emergency Room Visits	118	128	131	120	121	166	122	100	145	142	131	129	129.4



## MEDICAL GRIEVANCE BOARD REPORT – MARCH 2024

Unit	Acknowledged/Received	Rejected	Reviewed & Signed by Dep Director	With Merit	With Merit, but Resolved	% With Merit	Without Merit
Benton	0	0	0	0	0	0.00%	0
CMU	1	0	1	0	0	0.00%	1
Cummins	10	2	6	1	0	16.67%	5
Delta	6	0	4	0	0	0.00%	4
EARU	16	1	7	0	0	0.00%	7
EARU Max	19	4	11	0	0	0.00%	11
Ester	0	0	0	0	0	0.00%	0
Grimes	7	0	3	0	0	0.00%	3
Hawkins	0	0	0	0	0	0.00%	0
McPherson	9	1	6	0	0	0.00%	6
MCS	1	0	1	0	0	0.00%	1
MCWRC	0	0	0	0	0	0.00%	0
MSU	18	0	9	0	0	0.00%	9
North Central	3	0	1	0	0	0.00%	1
NWAWRC	0	0	0	0	0	0.00%	0
Ouachita	3	3	8	1	2	37.50%	5
Pine Bluff	0	1	0	0	0	0.00%	0
Randall L. Williams	0	0	0	0	0	0.00%	0
SNN	0	0	0	0	0	0.00%	0
TRCC	0	0	0	0	0	0.00%	0
Tucker	11	0	3	0	1	33.33%	2
Varner	6	3	3	0	0	0.00%	3
Varner Super Max	12	2	8	0	0	0.00%	8
WRU	0	1	0	0	0	0.00%	0
WHM	0	0	0	0	0	0.00%	0
WWR	0	0	0	0	0	0.00%	0
<b>Total</b>	<b>122</b>	<b>18</b>	<b>71</b>	<b>2</b>	<b>3</b>	<b>7.04%</b>	<b>66</b>

CHAPLAINCY

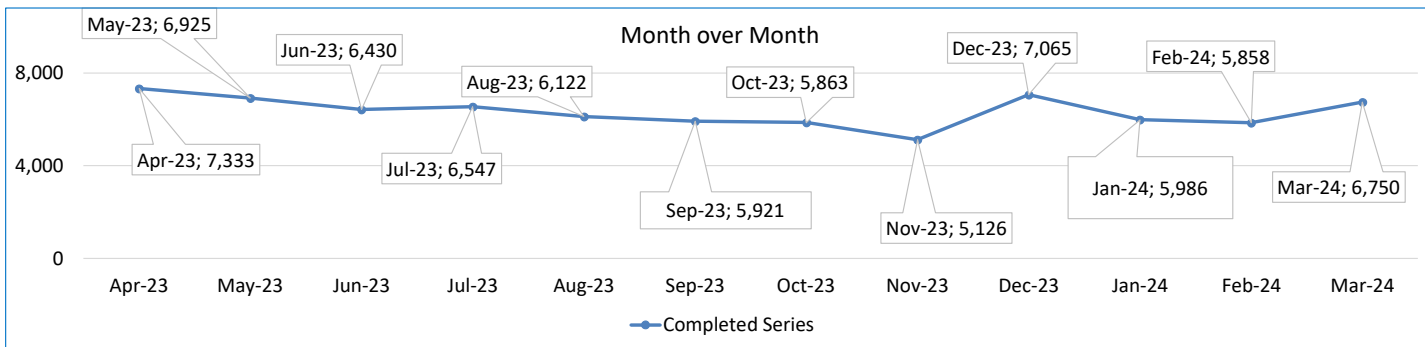
Month: March Year: 2024	CUMMINS	DELTA REGIONAL	EAST ARKANSAS	EAST ARKANSAS MAX	ESTER	GRIMES	HAWKINS	MAXIMUM	MCPHERSON	NORTH CENTRAL	OUACHITA RIVER	PINE BLUFF	RANDALL L. WILLIAMS	TUCKER	VARNER	VARNER MAX	WRIGHTSVILLE	TOTAL
<b>Services Chaplains Oversaw</b>																		
Christian																		
Population	7	8	5	0	4	9	2	7	5	7	1	8	5	2	13	0	1	84
Segregation	0	0	0	0	0	0	0	7	0	0	0	0	0	0	0	0	0	7
Muslim																		
Population	0	5	5	0	4	36	3	5	5	5	3	2	4	0	5	0	0	82
Segregation	0	0	0	0	0	0	0	5	0	0	0	0	0	0	0	0	0	5
<b>178</b>																		
<b>Volunteers in Charge</b>																		
Protestant	18	0	17	0	14	7	8	18	20	8	9	6	15	18	0	0	10	168
Catholic	2	0	0	0	0	2	4	0	2	4	4	1	1	1	3	0	12	36
Muslim	1	0	0	0	4	0	1	1	5	0	0	0	0	0	0	0	1	13
Other	2	0	4	0	1	4	0	3	8	0	6	0	0	0	13	0	0	41
Baptism	10	0	0	0	0	0	0	2	0	4	0	0	0	0	0	0	0	16
<b>Marriages</b>																		
	0	0	0	0	0	0	0	0	0	0	0	0	1	0	0	0	0	1
<b>Distributed by Chaplains</b>																		
Greeting Cards	15	35	0	0	42	76	0	81	0	27	45	13	22	31	42	318	0	747
Bibles, Quran, Torah, Etc.	31	21	32	51	32	134	10	13	69	21	245	9	14	6	52	20	23	783
Study Course	0	0	18	23	46	6	0	8	0	0	30	0	7	35	4	6	0	183
Writing Supplies	0	0	0	0	25	284	50	137	0	0	500	1	0	5	0	0	0	1,002
Literature	962	117	1,150	920	267	513	250	90	263	830	300	243	128	600	870	352	281	8,136
<b>Chaplain's Visits</b>																		
Barracks	48	13	50	26	20	106	28	8	69	53	160	32	46	98	133	11	25	926
Approximate Hours Spent in Barracks	32	16	7	32	6	76	10	8	32	13	40	2	15	25	59	3	20	396
Inmate Office visits	23	223	57	6	30	177	50	9	37	136	11	18	20	175	55	0	16	1,043
Other Office visits	10	17	17	3	7	7	5	4	62	8	22	96	40	44	20	0	6	368
Hospital	0	0	0	0	0	0	0	1	0	0	7	0	2	0	0	0	0	10
Infirmery/Sick Call	4	3	2	0	4	9	0	6	5	5	4	0	4	1	1	1	3	52
Restrictive/Punitive Housing	11	4	0	26	4	14	2	9	5	5	3	4	4	10	2	2	3	108
PC - DRU		4																4
Visitation Days	0	0	0	0	0	0	0	1	0	0	0	0	0	0	0	0	0	1
<b>Volunteer Visits</b>																		
RCV	0	0	0	0	2	13	8	1	1	0	2	8	6	10	0	0	0	51
OCV	6	3	22	0	0	6	12	23	21	30	74	6	5	22	5	0	0	235
Spiritual Advisor	0	0	0	0	0	1	0	0	0	0	0	0	0	0	0	0	0	1
CRA	26	6	61	10	12	19	51	65	69	139	74	8	24	86	43	15	36	744
<b>Religious Volunteer Hours</b>																		
Volunteer Hours	47	16	192	23	98	94	71	168	326	657	####	49	66	339	158	25	72	3,440
Denominational/Volunteer Chaplain Hours	12	0	0	0	36	0	70	21	47	370	59	29	0	30	59	5	37	775
<b>4,215</b>																		
<b>Other Activities of Chaplain</b>																		
Counseled Employees	3	20	7	0	6	3	3	1	3	6	33	3	8	20	25	0	3	144
Orientation Sessions	2	0	0	0	0	1	0	0	0	0	0	0	0	0	0	0	0	3
Free World Devotions	0	0	4	0	4	3	0	0	0	0	0	0	4	3	12	0	0	30
Spoke in Churches	8	8	1	0	4	3	1	0	0	0	0	11	4	4	12	0	3	59
Crisis Intervention Sessions	19	10	2	0	0	0	3	0	2	6	12	4	0	6	5	2	5	76
Marriage Counseling	0	0	1	0	0	2	1	0	1	0	0	0	0	2	0	0	0	7
Denominational Meeting	0	0	0	0	1	0	0	0	0	0	0	0	1	0	0	0	0	2
Chaplain's Meeting	0	1	1	0	2	1	3	1	1	1	2	3	1	1	1	0	1	20
Volunteer Training Session	0	0	0	0	0	0	0	0	1	1	0	0	1	0	0	0	0	3
<b>Chaplain Transfers</b>																		
	0	0	0	0	0	0	0	0	0	0	1	0	0	0	0	0	0	1
<b>Chaplain Promotions</b>																		
	0	0	0	0	0	0	0	0	0	0	0	0	0	0	1	0	0	1
<b>PAL PROGRAM</b>																		
Enrolled at start of month	58	24	54	0	57	47	17	14	56	71	32	0	0	58	50	0	21	559
Enrolled during the month	7	0	6	0	2	4	1	6	11	11	2	0	0	7	4	0	3	64
Removed From PAL Program																		
# Paroled	0	0	1	0	1	0	0	0	2	1	0	0	0	0	1	0	0	6
# Completed	4	0	2	0	0	2	0	1	2	1	1	0	0	3	2	0	0	18
# Withdrew	0	0	0	0	0	0	0	0	2	5	1	0	0	2	0	0	1	11
# Removed	1	0	3	0	0	1	0	1	1	1	0	0	0	3	0	0	2	13
# Transferred	0	0	0	0	0	0	1	0	4	4	1	0	0	0	1	0	0	11
Total Removed from PAL Program	5	0	6	0	1	3	1	2	11	12	3	0	0	8	4	0	3	59
<b>Total Enrolled at the End of the Month</b>	<b>60</b>	<b>24</b>	<b>54</b>	<b>0</b>	<b>58</b>	<b>48</b>	<b>17</b>	<b>18</b>	<b>56</b>	<b>70</b>	<b>31</b>	<b>0</b>	<b>0</b>	<b>57</b>	<b>50</b>	<b>0</b>	<b>21</b>	<b>564</b>
<b>Volunteers in PAL</b>																		
	10	0	9	0	7	19	15	7	13	16	4	0	0	7	2	0	6	115
<b>Special Events:</b>																		
	3	1	4	1	1	1	2	2	1	2	2	1	1	5	1	1	1	30

## SECURUS VIDEO VISITATION REPORT MARCH 2024

### AR-DOC SVV Activity Tracker

Total ADP **16,534**

Total Visits by Month	Apr-23	May-23	Jun-23	Jul-23	Aug-23	Sep-23	Oct-23	Nov-23	Dec-23	Jan-24	Feb-24	Mar-24
Total (Includes SuperMax)	7,333	6,925	6,430	6,547	6,122	5,921	5,863	5,126	7,065	5,986	5,858	6,750
Target Objective	15,587	15,587	15,587	15,587	15,587	15,587	15,587	15,587	15,587	15,587	15,587	15,587



#### Completed Visits

Site	Current Month	Previous Month
Benton	136	119
Cummins	480	448
Delta Regional	291	217
East Arkansas Regional	539	490
Ester	425	328
Grimes	504	399
J Aaron Hawkins Sr.	404	421
Tucker Max	278	280
Mcperson	300	286
Mississippi County WRC	77	69
North Central	666	560
NW Arkansas WRC	18	14
Ouachita River	699	589
Pine Bluff Complex	179	192
Randall L Williams	171	97
State Police Barracks	78	67
Texarkana Regional	41	35
Tucker Unit	387	302
Varner	721	650
Wrightsville Unit	305	252
Pine Bluff Re-Entry	51	43
Tucker Re-entry	0	0
<b>Total:</b>	<b>6,750</b>	<b>5,858</b>

#### Missed by Inmate

Site	Current Month	Previous Month
Benton	1	3
Cummins	22	40
Delta Regional	2	3
East Arkansas Regional	22	13
Ester	9	3
Grimes	9	2
J Aaron Hawkins Sr.	7	4
Tucker Max	20	12
Mcperson	8	9
Mississippi County WRC	7	6
North Central	10	6
NW Arkansas WRC	3	4
Ouachita River	16	10
Pine Bluff Complex	7	4
Randall L Williams	7	3
State Police Barracks	2	2
Texarkana Regional	3	3
Tucker Unit	6	1
Varner	25	21
Wrightsville Unit	10	1
Pine Bluff Re-Entry	3	3
Tucker Re-entry	0	0
<b>Total:</b>	<b>199</b>	<b>153</b>

**SECURUS TABLET REPORT  
MARCH 2024**

Agency Name	Personal Tablets (All)	\$0	\$5	Community / Inventory	Officer	Total
AR DOC - BENTON UNIT	360	99	261	203	8	571
AR DOC - CUMMINS UNIT	1,237	851	386	682	17	1,936
AR DOC - DELTA REGIONAL UNIT	446	246	200	136	20	602
AR DOC - EAST ARKANSAS REGIONAL UNIT	728	512	216	707	10	1,445
AR DOC - ESTER UNIT	573	369	204	173	20	766
AR DOC - GRIMES UNIT	695	413	282	714	14	1,423
AR DOC - J AARON HAWKINS SR CENTER FOR W	425	236	189	177	19	621
AR DOC - MCPHERSON UNIT	696	444	252	160	21	877
AR DOC - MISSISSIPPI COUNTY WORK RELEASE	186	39	147	134	9	329
AR DOC - NORTH CENTRAL UNIT	669	426	243	119	10	798
AR DOC - NW ARKANSAS WORK RELEASE CENTER	100	22	78	85	8	193
AR DOC - OUACHITA RIVER UNIT	1,138	737	401	449	14	1,601
AR DOC - PINE BLUFF RE-ENTRY CENTER	53	14	39	27	0	80
AR DOC - PINE BLUFF UNIT	384	246	138	196	9	589
AR DOC - RANDALL L WILLIAMS FACILITY	362	206	156	210	15	587
AR DOC - STATE POLICE BARRACKS	55	32	23	11	3	69
AR DOC - TEXARKANA REGION CORRECTION CEN	133	40	93	100	14	247
AR DOC - TUCKER MAXIMUM SECURITY UNIT	236	154	82	360	14	610
AR DOC - TUCKER RE-ENTRY CENTER	0	0	0	45	2	47
AR DOC - TUCKER UNIT	820	537	283	302	13	1,135
AR DOC - VARNER UNIT	839	585	254	578	23	1,440
AR DOC - WRIGHTSVILLE UNIT	629	380	249	571	9	1,209
	<b>10,764</b>	<b>6,588</b>	<b>4,176</b>	<b>6,139</b>	<b>272</b>	<b>17,175</b>

CONSTRUCTION BUDGET / STATUS REPORT - APRIL 5, 2024 — [Page 1 of 2]

Fund	Project Description	Approved Budget	Actual Budget Spent	Available Budget	\$ % Complete	Construction % Complete	Notes
700483A NDC0200	Tucker Max Expanded Metal Rec Yard	8,160,845	1,142,834 -	7,018,011	14%	13%	Final plans submitted to DBA for approval on pre-cast pens. The funds spent on this project is reflective of engineering fees and the material needed to construct the rec pen panels. Notice to proceed to WD&D was given on 3/4 as proposed.
700483A	Cummins Expanded Metal Rec Yard	368,617	72,760	295,857	20%	15%	We are constructing the panels on-site. Funds spent on this project is reflective of engineering fees spent against this portion of the overall project. This project is being finalized with the design team and will be submitted to DBA in the following the review and approval.
HCA0100 NDC0200	Entegrity Energy Improvements NCU Water Conservation	2,490,173	924,851 1,539,776	25,547	99%	99%	All of the water project is complete inside the unit. The only remaining item left is the automatic bar screen. Bar Screen installed and operating. Punch list is only remaining element prior to closing out the project.
2ZV	Fire Suppression	941,252	-	941,252	0%	10%	Vendor has assessed all units and scheduling is being established. Parts have been ordered and on-hand. We are working with the vendor on scheduling their work starting with the units going through ACA this
7004820	Lethal Fence Control for Cummins, Varner SuperMax, Tucker Max, & EARU	1,490,000	1,143,417	346,583	77%	99%	Project is complete. Final inspection is scheduled for 2/8/2024. Working through a few items as part of the final inspection punch list that should be resolved by 4/10/2024.
7004810	Administrative East Roof Replacement	2,191,441	2,024,110	167,331	92%	100%	Project Scope has been completed. We are awaiting the manufacturer to have their site visit to issue the warranty. We are working with the WD&D and the contractor on liquidatable damages on exceeding days toward completion. Also, we are working with both parties to close out the insurance claims that were experienced during the project.
7004810	Central Warehouse Roof Replacement	385,816	243,877	141,940	63%	100%	
7004810	RLW Roof Replacement	2,722,743	2,377,140	345,602	87%	100%	
865C 7004820 KBR4Q95	NCU Perimeter Security	600,000	20,625 568,870 6,275	4,230	99%	100%	All equipment for NCU and cameras are operational. Project is complete.
KBR4N98	Max Re-Entry Generator Project	135,000	16,635	118,365	12%	10%	Plans submitted to DBA. We have received our notice to proceed on this project. Funds spent are reflective of engineering fees and site work at location. Project on hold.
7004818	McPherson Renovation Project	1,800,000	-	1,800,000	0%	5%	Team is on-site and working on the demo plan. All of the documents have been submitted to DBA for review. The fire suppression system plan has been approved along with the demo plan. We are only waiting on the mechanical plan to be approved. Project delayed on 2/26. Approval to resume project on 4/2.
NDC0300	Mississippi County 50 Bed Expansion	2,300,000	98,971	2,201,029	4%	3%	The design firm has completed the final design for review. Documents are at DBA for the third time for review after comments satisfied by design firm. Fees are reflective of design fees allowed under the state contract. Being prepared to be put out to bid. Evaluation of project underway for the the final design.
KBR4Q95	Varner Generator	202,000	177,350	24,650	88%	100%	Previously NCU Generator. New generator has been set at Varner and fully operational. Rental has been unhooked and awaiting pick-up.
7004811	Tucker Riot Gates	700,000	40,154	659,846	6%	0%	Documents are at DBA under review. Fees are reflective of design fees allowed under the state contract. Notice to proceed to bid issued on 3/7. Bid opening on 4/8 for this project.
7004812 School Funds	Tucker School Project	3,000,000	127,735 -	2,872,265	4%	0%	Design and development phase of this project has been completed. DBA has reviewed the design and answers have been given to complete review. DBA preparing bid documents to be sent out for advertising. ALC reviewed on 1/26.
KBSHW18 ARPA 7004829	Tucker Water Treatment	4,825,445	201,961 -	4,623,484	4%	4%	DBA issued our notice to proceed to bid on 1/22/2024. APRA has given authorization to advertise for bids. The funds spent on this project is reflective of engineering and design fees. Reviewed by ALC on 1/26. Notice to proceed to bid issued on 1/22. Bid came back at \$5,900,000. One bidder. The agency had no choice but to reject the bid and elected to rebid asap.



CONSTRUCTION BUDGET / STATUS REPORT - APRIL 5, 2023 — [Page 2 of 2]

Fund	Project Description	Approved Budget	Actual Budget Spent	Available Budget	\$ % Complete	Construction % Complete	Notes
<u>Telephone Projects</u>							
Maintenance & Operations	AC All Units	70,000	57,910	12,090	83%	80%	repairing & replacing daily.
	ACA	100,000	81,235	18,765	81%	75%	Working with Central Office/AE, Max, TA, Grimes, McPherson, Cummins & ORCU
	ADA	10,000	1,244	8,756	12%	12%	on-going
	Additional Metal Fab	15,000	10,470	4,530	70%	68%	on-going
	Boiler Fund	60,500	27,247	33,253	45%	45%	on-going
	Camera Equipment	320,000	309,071	10,929	97%	97%	cameras as requested/approved.
	Fasttop	15,000	0	15,000	0%	0%	on-going
	Fire Alarm	41,000	26,371	14,629	64%	64%	on-going
	Gates and Fences	25,000	9,831	15,169	39%	39%	on-going
	Locks and Riot Gates	90,000	57,709	32,291	64%	64%	on-going
	Metal Ceilings	20,000	18,822	1,178	94%	94%	on-going
	ORCU Gravel Pit	15,000	3,931	11,069	26%	26%	on-going
	Stainless Steel	20,000	12,439	7,561	62%	55%	on-going
	<b>Subtotal</b>		<b>\$ 801,500</b>	<b>\$ 616,280</b>	<b>\$ 185,220</b>		

Capital Projects FY23 Carry Forward	Dog Kennel/Horse Stable Malvern	58,000	24,947	33,053	43%	100%	Dog Kennel is complete. Most all of the work on the horse barn has been performed. Project construction is complete. Project has been delivered to the building and in use.					
	Emergency Generator - All Units	100,000	55,583	44,417	56%	56%	on-going					
	Roof Repair-Benton	910,700	0	467,911	49%	70%	Need repairs at Delta, Varner, Tucker Max and Tucker, Wrightsville, Pine Bluff, Cummins, NWAWR and McPherson. The reason for the					
	Roof Repair-Central Office		0									
	Roof Repair-Central Warehouse		0									
	Roof Repairs-Cummins		0									
	Construction/Maintenance		0									
	Roof Repairs-Delta		3,993									
	Roof Repairs-East Arkansas		105,585									
	Roof Repairs-Max		103,794									
	Roof Repair-Malvern		0									
	Roof Repair - McPherson		48,544									
	Roof Repair - PBU		10,889									
	Roof Repair - RLW		0									
	Roof Repairs-Tucker		52,613									
	Roof Repairs-Varner		101,275									
	Roof Repairs-Wrightsville		16,096									
	<b>Subtotal</b>							<b>\$ 1,068,700</b>	<b>\$ 523,319</b>	<b>\$ 545,381</b>		

Architect Fees	30,000	29,499	501	98%
<b>Total</b>	<b>\$ 1,900,200</b>	<b>\$ 1,169,098</b>	<b>\$ 731,102</b>	