



DIVISION OF COMMUNITY CORRECTION BOARD REPORT

January 2023

Jerry Bradshaw
Director



FROM THE DIRECTOR:

Five Division of Community Correction officers were honored on December 13 by Arkansas Attorney General Leslie Rutledge's office for their exemplary service to the State at the 2022 Law Enforcement Officer of the Year awards and recognition luncheon.

The ACC officers honored were:

- Agent George Barnes, Area 12, Columbia County
- Agent Jeffery Baumgardner, Area 2, Newton County
- Officer Ashanti Burris, Area 12, Howard County



Agent Barnes



Agent Baumgardner



Officer Burris



Agent Kendrick



Agent Stephens

- Agent Kenny Kendrick, Area 2, Stone County
- Agent Melissa Stephens, Area 3, Independence County

"I couldn't be more proud of our officers," said Division of Community Correction Director Jerry Bradshaw. "They have boots on the ground in our communities every day, helping offenders stay on track, thrive and support their families."

PROMOTIONS

Two Parole/Probation Officers were recently promoted to Agent: DeVonne Tingle–Area 10 and Brandon Troutner–Area 1.



Agent Tingle



Agent Troutner

DIRECTOR ADDRESSES NEWLY ELECTED SHERIFFS

On December 14, ACC Director Jerry Bradshaw and members of the Arkansas Department of Corrections management team spoke to newly elected sheriffs slated to take office at the beginning of the new year at the "New Sheriff School" in Little Rock. The event provided a chance to share a basic overview of the DOC and its operations and procedures, of which the new sheriffs will need to be familiar as law enforcement partners with ACC.



ACC Director Bradshaw addresses newly elected sheriffs

SPREADING WARMTH AND SERVING THE COMMUNITY

On December 17, the Division of Community Correction hosted a Spread the Warmth event in Little Rock. The purpose of the event was to serve the community by providing a hot meal, winter clothing, blankets, and personal care items to the local unsheltered population. Lt. Johnathan Lanes and Corliss Johnson organized the successful event, which began with a winter clothing and supplies drive that ran from November 14 through December 9. A total of 35 volunteers, consisting mostly of ACC employees, spent the day serving those living without shelter.




PAROLE/PROBATION AREA HIGHLIGHTS:

AREA 2

On December 3, Agent Andrea Morrell participated in the Carroll County Shop with a Cop event at the local Walmart. Shop with a Cop is a program created to help at-risk and underserved children within the county and fosters positive relationships between youth and law enforcement officers.



During the month, the Mountain Home Parole/ Probation Office decided to take up a collection for The CALL in Mountain Home. The CALL is a nonprofit organization which focuses on recruiting, training, and supporting foster and adoptive parents as well as aiding foster children.



Pajamas, pull-up training pants, and \$201 in cash were donated. Officer Alec Wilbur ran the collection and kept contact with the organization to find out their needs. Agent Nick Mayfield is pictured delivering the items and funds to a volunteer at The CALL's office.

AREA 3

The Third Annual Heber Springs Shop with a Cop event took place on December 20. Agent Matt Hendrix and Officer Ashley Darnell from the Heber Springs Probation and Parole office in Area 3 took part in the event along with other area law enforcement officers. Thirty children were on the list for the fun night out and thanks to local donations, the officers were able to take the kids shopping where they each had \$100 to spend.



AREA 3, continued:

Area 3 offices participated in a canned food drive during the month of December and collected more than 7,000 cans of food for local food pantries.


**AREA 4**

On December 3, Area 4 Parole Agent Ashley Stuart, along with 33 other law enforcement officers from the area, participated in the annual Shop with a Cop event that was sponsored by the Rotary Club of Jonesboro and Jonesboro Fraternal Order of Police Lodge #8. A total of 34 children from various schools within Craighead and Poinsett counties participated in this year's event. The children and officers were treated to breakfast by the local WoodmenLife group. Every child was given a \$100 Visa debit card courtesy of the event sponsors, and then paired up with an officer to ride to the local Academy Sports and Outdoors store. Upon their arrival, the store surprised each child with a \$75 gift card. Their next stop was to Gigi's Cupcakes where each child and officer enjoyed a free cupcake. Some officers then took the children to other locations such as Walmart, Target and Five Below to complete the shopping trip before returning them to their parents. This annual event gives children a chance to get to know their local law enforcement officers in a more relaxed setting than just seeing them day to day while they are working around the community.



On December 20, Area 4 Parole Agent Ashley Stuart, SOAP AC Michelle Earnhart and the Jonesboro Police Department's Bravo Patrol Squad participated in the annual Blue Crew event in several neighborhoods in north Jonesboro. During this event, officers randomly showed up in neighborhoods with blue lights turned on in their

patrol units with Christmas music playing. Once the children in the area took notice, they were greeted with cookies, hot chocolate and encouraged to pick out a toy for themselves from the hundreds of toys the officers had on hand. This event is a great way for officers to get out in the community, spread some Christmas joy and get to know residents in the neighborhoods in a positive way. This year's event was made possible by donations from the Jonesboro Fraternal Order of Police Lodge #8, America's Car-Mart, First Christian Church of Jonesboro, WoodmenLife and the Nettleton Public Schools STEAM Academy.

**AREA 5**

During December, Mena Drug Court participants participated in bell ringing for the Salvation Army.

A Drug Court participant took a break from cleaning up a local park to meet with local business owner J. V. Brotherton, who owns the Studebaker Auto Museum in Mena. The Drug Court participant found some antique car photos that were donated for display in the museum and gave them to Mr. Brotherton, who demonstrated his gratitude with a donation to the Salvation Army.

Area 5 Officers Catherine Mize and Ashley Hopkins participated in the Logan County Shop with a Cop event, benefiting local children and families.



AREA 6

On December 2, Russellville Career Planning and Placement Specialist Deidre Thurman hosted a job fair at the Pope County office with several employers present to assist the offenders.

**AREAS 7/8**

Congratulations to Parole and Probation Officer Heather Wells for being selected by her peers as the December Employee of the Month. One of her co-workers shared, "Heather goes above and beyond to help her team and offenders."

During the month, Officers Cremonia Bridges and Tyrone'sia Marks each gave a donation for a worthy cause and took a picture with Santa and Mrs. Claus.

**AREA 10**

On December 1, Area 10 held a retirement party for Assistant Area Manager Joe Kuhn.

Throughout the month of December, Area 10 staff participated in acts of service to the communities in which they serve. Officer Richard Perry, Kenya

Collins, Blake Tolleson participated in Shop with a Cop on the 13th. On the 16th, Agent Tiffani Childers volunteered her time to read to local elementary students. On the 19th, staff in Camden collected socks to deliver to the local nursing home, Ouachita Nursing and Rehabilitation Center. More than 70 pairs of socks were distributed among residents of the nursing home. On the 24th, Officer Eddie Elliot, Agent Julie Foster and Assistant Area Manager Sally Sweeden went to Lake Hamilton Health and Rehab and delivered Christmas cards to the patients.



On December 20, Hot Spring County Drug Court presented Jessica Rodriguez with a certificate of appreciation for teaching life skills to the participants.

**PAROLE/PROBATION HOME VISITS:**

On December 6, Area 2 Agents Kolt Jeffery and Jacob May, assisted by Izard County Sheriff's Department, conducted a home visit at the reported residence of an offender. During the compliance check, a Rossi rifle was found in the offender's storage trailer, unsecured and accessible to him. The weapon was collected as evidence by Izard County Sheriff's Department and the offender was taken into custody with pending felony charges.



HOME VISITS, continued:


Recently, **Area 7/8** ISP Agents received information on the location of a parole absconder. Upon their arrival to the residence, the agents requested entry and began searching for the offender. Although the intended offender could not be located, six other people were – two parole absconders, two probation absconders, one ADC backup list inmate and one other individual. A further search was conducted, and the agents located suspected methamphetamines, fentanyl, and other drug paraphernalia. The Little Rock Police Department was dispatched, and a search warrant was requested for the residence. One of the parole absconders was transported to the LRPD Detective Division and then booked into Pulaski County Jail on felony drug charges. The other parole absconder was transported to the North Little Rock Parole Office and served SSP paperwork and placed on electronic monitoring. One probation absconder suffered a medical event, which required hospitalization, while being transported by the Little Rock Police Department. Warrants were requested and they were advised to report to the probation office upon hospital release. The other probation absconder was transferred to the Pulaski County Jail and booked in on an active warrant. The ADC backup list inmate was taken to the North Little Rock Parole Office before being transported to a state prison facility. The other individual at the residence was transported to the LRPD Detective Division before being booked into the Pulaski County Jail on felony drug charges.

**RESIDENTIAL SERVICES:****CENTRAL ARKANSAS COMMUNITY CORRECTION CENTER (CACCC)**

Treatment Supervisor Andrea Little and the pastor of First Little Rock Church prepared goody bags for residents. Bags included socks, chips, candy, paper, pens, deodorant, and soap. All bags included a

handwritten note of encouragement (right).

In December, the Center was gifted with some nice donations for use by the residents (*below*).

**EAST CENTRAL ARKANSAS COMMUNITY CORRECTION CENTER (ECACCC)**

In December Lt. Marcus Burton dressed up as the Grinch and posed for photos with staff, their families, and the residents.

**NORTHEAST ARKANSAS COMMUNITY CORRECTION CENTER (NEACCC)**

Part of NEACCC's holiday celebration in December included reading to local school children. Residents also completed



NEACCC, continued:

Christmas drawings, which were displayed.



**NORTHWEST ARKANSAS
COMMUNITY CORRECTION CENTER
(NWACCC)**

The center completed the Reentry Simulation, which provides insight to probation and parole officers as well as other staff working with residents. This insight helps provide compassion and understanding to the barriers and challenges residents face.

The 2022 Annual Employee Award Luncheon was held in December.

**OMEGA**

On December 9, residents made Christmas cards to send home to their loved ones (*top right*).



**SOUTHWEST ARKANSAS COMMUNITY
CORRECTION CENTER (SWACCC)**

Staff visited Bailey Creek Health and Rehab in December to share Christmas cheer.



During the month, a Residential Graduation was held at the center.



TREATMENT:**PROGRAM SUMMARY**

1,596 probationers and parolees were served in the general Substance Use Disorder Treatment programs. Another 1,604 participants were served in the Drug Court Treatment programs, bringing the total served to 3,200 for the month.

A total of 736 residents have agreed to participate in Medication-Assisted Treatment (MAT) since the program started in July 2018. A total of 428 were discharged with follow up in the community in progress and 112 have completed the program.

Partnerships are in effect with 78 community providers to continue MAT upon release from an ACC center. The grant ended on September 30, 2022. The State Opioids Response (SOR) III grant award from the Division of Aging Adult and Behavioral Health Services (DAABHS) is pending for the third cycle of the grant that allows continuation of the MAT program as of October 2022. At this time, the anticipated funds release date is December or January.

An Intensive Case Management pilot program in the North Little Rock Parole/Probation Office (Area 8) began in September 2021 and currently has one active participant. Activities in December included assistance with housing and basic needs.

General Treatment Program Summary

(Non-Drug Court):	Number of Participants
Substance Use Disorder Treatment	1,142
Case Management	88
Continuing Care	275
Domestic Violence Prevention	14
Life Skills	89
Tobacco Use Treatment	8

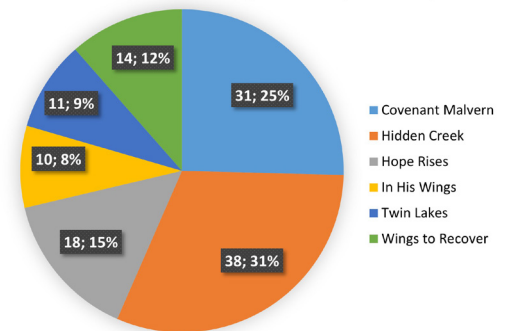
REENTRY PROGRAM:**REENTRY FACILITIES:**

As of December 31, ACC had six licensed Reentry Facilities with 184 total residents in Phases I-IV of the Reentry program. Since the program began, a total of 2,728 individuals have successfully completed and graduated from the program. There was a total of 16 reentry graduates during the month.

During the month, 12 new residents were transferred

into the Reentry program, three residents started the Career Readiness Certificate program and three

residents completed the program. A total of 17 Reentry Facility residents received their driver's license, 17 received an ID card, 10 received their Social Security card and 10 received birth certificates.

Population by Reentry Facility**REENTRY OFFICERS:**

In December, 81 Reentry residents were reported to be employed and 15 residents were reported to be ineligible for employment at this time. Reentry Officers reported one education referral, which resulted in education enrollment.

Reentry Officers conducted 135 reentry facility office visits, 121 Phase IV office visits, 19 Phase IV home visits and 66 pre-parole plan verifications. Reentry Officers made 20 community contacts within their assigned area during the month and conducted 27 office visits in their area.

TRANSITIONAL HOUSING:

There are 20 licensed vendor facilities with 569 beds (454 ACC-funded) in the facilities.

Within the transitional facilities, there are 280 residents who have obtained full-time employment.

In December, three residents reported to have enrolled in GED classes and there are 347 Transitional Housing facility residents who previously received their GED or high school diploma.

During the month, there were 42 registered sex offenders living in transitional facilities.

A total of 49 residents received their driver's license, 64 received an ID card, 64 received their Social Security card and 47 received birth certificates.

A total of 74 residents graduated from the Transitional Housing program, 54 absconded and 38 were dismissed.

SUPPLEMENTAL REPORTS

MEDICATION-ASSISTED TREATMENT PROGRAM (MAT) REPORT - DECEMBER 2022

MAT Participants

Locations:		MAT Start Dates	Active Program Participants	New Clients in the Program this Month	Dropped Out	Total Active Participants
CACCC - Little Rock		Sep-19	15	5	0	20
EACCC - West Memphis		Jul-18	41	4	1	44
NEACCC - Osceola		Dec-21	7	4	1	10
NWACCC - Fayetteville		Sep-19	5	2	0	7
OMEGA UNIT - Malvern		Jul-18	**ended July 2021		0	0
SWACCC - Texarkana		Jul-18	15	9	0	24
Probation / Parole		2018	89	12	1	100
Medically Withdrawn	Closed Unsuccessful		Successful Completion		Total Active	
68	144		103		168	
			Total # of Participants Since Program Began			672

Clinical Activities

Action	Jan-22	Feb-22	Mar-22	Apr-22	May-22	Jun-22
Assessments Completed in units	3	5	25	22	9	10
# of Clients Educated in units	298	292	518	463	425	450
# of Clients Released to Supervision	6	6	9	6	15	12
Pre-Release Interviews Completed	6	6	9	9	21	15

Clinical Activities

Action	Jul-22	Aug-22	Sep-22	Oct-22	Nov-22	Dec-22
# of Assessments Completed in units	6	19	24	15	7	7
# of Clients Educated in units	451	377	639	592	526	444
# of Clients Released to Supervision	8	9	12	6	10	6
Pre-Release Interviews Completed	10	13	10	13	11	6

PAROLE/PROBATION FEE COLLECTIONS AND WAIVERS - DECEMBER 2022 – [Page 1 of 2]

	Dec-21	Jan-22	Feb-22	Mar-22	Apr-22	May-22	Jun-22	Jul-22	Aug-22	Sep-22	Oct-22	Nov-22	Dec-22
Area 1 - Fayetteville													
Fees Possible	155,365	154,980	156,415	158,865	160,580	162,645	161,665	161,385	161,210	162,400	162,330	161,420	161,910
Fees Collected	145,917	141,751	147,678	174,308	150,044	121,160	147,363	143,051	159,516	147,952	150,795	143,292	146,378
% Collected	94%	91%	94%	110%	93%	74%	91%	89%	99%	91%	93%	89%	90%
% Paying Offenders	57%	57%	56%	60%	56%	43%	53%	51%	56%	53%	55%	52%	53%
% Employed	89%	89%	89%	89%	89%	88%	88%	89%	89%	89%	90%	90%	89%
Fees Converted	1,725	2,952	1,961	4,919	3,880	2,939	6,446	3,396	2,987	2,937	4,471	3,916	4,109
% Converted	1%	2%	1%	3%	2%	2%	4%	2%	2%	2%	3%	2%	3%
Fees Waived	2,485	2,660	2,695	3,010	2,870	2,730	2,660	2,905	3,080	3,325	3,990	3,815	3,780
% Waived	2%	2%	2%	2%	2%	2%	2%	2%	2%	2%	2%	2%	2%
Area 2 - Mountain Home													
Fees Possible	70,245	69,720	68,565	69,475	70,000	70,770	69,790	70,315	70,490	70,700	71,505	71,610	71,330
Fees Collected	63,599	65,721	69,550	76,699	67,924	59,826	70,237	64,500	71,664	63,232	77,167	69,465	70,240
% Collected	91%	94%	101%	110%	97%	85%	101%	92%	102%	89%	108%	97%	98%
% Paying Offenders	59%	61%	62%	65%	61%	52%	58%	56%	60%	57%	62%	60%	61%
% Employed	88%	88%	88%	88%	89%	89%	90%	90%	89%	89%	90%	90%	89%
Fees Converted	72	105	362	355	242	336	1,114	756	215	165	655	402	-
% Converted	0%	0%	1%	1%	0%	0%	2%	1%	0%	0%	1%	1%	0%
Fees Waived	385	315	455	700	455	595	490	665	560	420	490	560	525
% Waived	1%	0%	1%	1%	1%	1%	1%	1%	1%	1%	1%	1%	1%
Area 3 - Searcy													
Fees Possible	115,360	115,185	114,870	112,770	113,540	114,870	114,415	114,275	113,925	115,815	116,445	115,850	115,990
Fees Collected	108,718	107,212	107,555	125,895	103,473	86,954	109,922	106,257	112,820	108,919	109,884	105,664	106,786
% Collected	94%	93%	94%	112%	91%	76%	96%	93%	99%	94%	94%	91%	92%
% Paying Offenders	57%	57%	56%	61%	55%	46%	55%	54%	57%	55%	56%	55%	55%
% Employed	81%	80%	81%	81%	81%	81%	81%	81%	80%	81%	82%	82%	81%
Fees Converted	1,396	1,234	1,551	1,425	1,585	1,870	2,173	2,563	4,031	3,034	2,349	2,195	3,099
% Converted	1%	1%	1%	1%	1%	2%	2%	2%	4%	3%	2%	2%	3%
Fees Waived	3,290	3,570	3,780	3,185	3,150	2,905	2,835	3,045	2,905	3,045	3,220	3,115	2,975
% Waived	3%	3%	3%	3%	3%	3%	2%	3%	3%	3%	3%	3%	3%
Area 4 - Jonesboro													
Fees Possible	102,830	101,395	99,960	99,050	99,960	102,200	103,425	101,920	101,465	100,800	100,065	99,995	100,310
Fees Collected	89,568	86,875	91,183	106,199	83,072	77,588	88,104	80,584	90,824	89,496	93,105	79,770	84,590
% Collected	87%	86%	91%	107%	83%	76%	85%	79%	90%	89%	93%	80%	84%
% Paying Offenders	51%	53%	53%	58%	50%	44%	48%	47%	51%	52%	53%	49%	51%
% Employed	80%	80%	80%	80%	80%	81%	82%	82%	82%	81%	81%	80%	79%
Fees Converted	2,937	3,091	2,030	4,263	3,122	3,328	6,716	2,990	5,610	4,488	5,813	7,357	7,664
% Converted	3%	3%	2%	4%	3%	3%	6%	3%	6%	4%	6%	7%	8%
Fees Waived	6,160	5,915	5,460	5,600	5,180	5,880	5,740	6,020	5,565	6,055	6,195	6,020	6,230
% Waived	6%	6%	5%	6%	5%	6%	6%	6%	5%	6%	6%	6%	6%
Area 5 - Fort Smith													
Fees Possible	104,370	103,320	103,670	103,530	104,335	104,125	102,795	101,535	101,570	101,850	101,150	102,865	103,530
Fees Collected	90,669	89,547	99,171	118,377	95,968	77,880	91,406	84,363	97,906	89,636	87,938	93,525	89,813
% Collected	87%	87%	96%	114%	92%	75%	89%	83%	96%	88%	87%	91%	87%
% Paying Offenders	52%	53%	53%	61%	53%	45%	52%	49%	55%	53%	52%	53%	52%
% Employed	80%	81%	81%	81%	82%	82%	82%	82%	83%	83%	83%	82%	83%
Fees Converted	8,100	8,712	5,983	7,609	6,518	4,208	6,371	4,158	7,067	3,124	6,070	3,303	5,247
% Converted	8%	8%	6%	7%	6%	4%	6%	4%	7%	3%	6%	3%	5%
Area 6 - Conway													
Fees Possible	93,835	93,100	93,905	92,960	92,995	92,855	92,435	91,735	90,825	90,685	90,825	90,580	90,370
Fees Collected	90,168	87,534	86,936	101,933	85,781	82,503	87,266	77,790	88,593	83,824	87,869	85,177	85,094
% Collected	96%	94%	93%	110%	92%	89%	94%	85%	98%	92%	97%	94%	94%
% Paying Offenders	60%	58%	56%	62%	56%	51%	57%	52%	57%	55%	57%	56%	58%
% Employed	80%	81%	81%	81%	81%	81%	82%	81%	82%	83%	83%	82%	82%
Fees Converted	959	932	868	1,205	601	1,239	1,721	1,881	1,970	1,765	1,840	2,817	2,026
% Converted	1%	1%	1%	1%	1%	1%	2%	2%	2%	2%	2%	3%	2%
Fees Waived	1,505	1,785	1,890	1,715	1,855	1,575	1,645	1,645	1,750	1,785	1,680	1,505	1,470
% Waived	2%	2%	2%	2%	2%	2%	2%	2%	2%	2%	2%	2%	2%
Area 8 - Little Rock													
Fees Possible	169,575	167,055	166,775	167,195	168,105	169,260	168,245	169,610	170,135	169,820	170,275	169,015	166,180
Fees Collected	142,796	151,469	155,469	166,874	153,074	124,203	147,958	134,080	151,726	139,259	150,323	141,568	153,132
% Collected	84%	91%	93%	100%	91%	73%	88%	79%	89%	82%	88%	84%	92%
% Paying Offenders	49%	51%	51%	54%	51%	42%	49%	45%	50%	48%	49%	48%	52%
% Employed	82%	82%	81%	82%	83%	83%	82%	83%	83%	83%	83%	82%	82%
Fees Converted	715	3,588	1,771	2,596	2,599	2,519	4,334	814	4,466	3,696	3,696	5,247	1,771
% Converted	0%	2%	1%	2%	2%	1%	3%	0%	3%	2%	2%	3%	1%
Fees Waived	6,125	6,055	5,880	5,950	5,845	6,055	5,915	6,055	6,195	6,685	6,545	6,370	6,230
% Waived	4%	4%	4%	4%	3%	4%	4%	4%	4%	4%	4%	4%	4%
Area 9 - West Memphis													
Fees Possible	51,415	50,050	50,260	50,050	50,225	49,455	49,630	50,050	49,350	48,615	50,085	49,280	49,210
Fees Collected	45,406	47,396	43,062	58,849	43,207	39,813	44,303	41,076	44,847	43,564	41,220	39,642	38,469
% Collected	88%	95%	86%	118%	86%	81%	89%	82%	91%	90%	82%	80%	78%
% Paying Offenders	53%	56%	51%	62%	51%	46%	51%	47%	52%	52%	49%	47%	46%
% Employed	70%	70%	70%	71%	70%	70%	71%	71%	71%	72%	71%	72%	70%
Fees Converted	1,051	1,408	2,376	2,222	2,115	3,300	2,277	3,399	1,903	2,571	2,651	1,958	2,312
% Converted	2%	3%	5%	4%	4%	7%	5%	7%	4%	5%	5%	4%	5%
Fees Waived	1,295	1,435	1,470	1,330	1,365	1,190	1,225	1,225	1,190	1,190	945	980	840
% Waived	3%	3%	3%	3%	3%	2%	2%	2%	2%	2%	2%	2%	2%



PAROLE/PROBATION FEE COLLECTIONS AND WAIVERS - DECEMBER 2022 – [Page 2 of 2]

	Dec-21	Jan-22	Feb-22	Mar-22	Apr-22	May-22	Jun-22	Jul-22	Aug-22	Sep-22	Oct-22	Nov-22	Dec-22
Area 10 - Hot Springs													
Fees Possible	116,095	116,375	115,640	114,205	115,675	115,290	115,570	115,710	114,800	114,765	116,480	115,850	116,585
Fees Collected	105,250	102,976	108,003	125,566	102,106	87,913	110,099	101,062	103,964	100,109	108,223	100,860	102,562
% Collected	91%	88%	93%	110%	88%	76%	95%	87%	91%	87%	93%	87%	88%
% Paying Offenders	56%	55%	56%	62%	55%	47%	54%	52%	54%	53%	55%	53%	53%
% Employed	82%	82%	82%	82%	83%	83%	83%	83%	81%	82%	82%	82%	82%
Fees Converted	2,255	2,409	429	2,423	2,057	1,254	1,330	2,536	3,075	3,559	1,551	2,261	2,988
% Converted	2%	2%	0%	2%	2%	1%	1%	2%	3%	3%	1%	2%	3%
Fees Waived	6,790	7,035	6,965	7,035	6,895	6,930	6,930	7,140	6,965	7,350	7,875	7,420	7,910
% Waived	6%	6%	6%	6%	6%	6%	6%	6%	6%	6%	7%	6%	7%
Area 11 - Pine Bluff													
Fees Possible	93,485	92,960	92,505	91,770	93,625	93,765	93,345	92,505	92,085	92,435	92,715	92,890	91,875
Fees Collected	85,609	85,572	92,612	108,431	78,421	73,760	86,795	84,579	90,242	86,648	84,699	87,828	82,971
% Collected	92%	92%	100%	118%	84%	79%	93%	91%	98%	94%	91%	95%	90%
% Paying Offenders	58%	58%	59%	67%	55%	50%	55%	56%	59%	58%	57%	58%	57%
% Employed	76%	74%	74%	75%	76%	76%	76%	75%	75%	75%	76%	76%	78%
Fees Converted	4,689	3,249	3,773	3,886	3,299	2,904	3,564	4,318	6,303	3,993	3,972	3,787	4,411
% Converted	5%	3%	4%	4%	4%	3%	4%	5%	7%	4%	4%	4%	5%
Fees Waived	2,800	2,835	2,905	3,045	3,220	3,115	3,010	3,010	3,080	3,045	2,940	2,870	3,045
% Waived	3%	3%	3%	3%	3%	3%	3%	3%	3%	3%	3%	3%	3%
Area 12 - Texarkana													
Fees Possible	99,785	98,630	99,470	99,715	99,225	99,295	98,700	98,035	96,880	97,125	97,230	97,510	98,140
Fees Collected	88,616	89,321	98,834	111,689	88,228	78,355	94,556	87,248	91,483	91,724	91,814	81,976	83,470
% Collected	88%	90%	99%	111%	88%	79%	96%	89%	94%	94%	94%	84%	85%
% Paying Offenders	54%	55%	57%	60%	53%	47%	52%	51%	55%	54%	54%	51%	51%
% Employed	76%	76%	76%	77%	78%	78%	78%	79%	80%	80%	80%	80%	79%
Fees Converted	5,535	4,170	2,718	2,442	3,636	3,119	2,706	5,192	4,329	3,032	6,696	2,756	2,464
% Converted	6%	4%	3%	2%	4%	3%	3%	5%	4%	3%	7%	3%	3%
Fees Waived	3,150	2,800	2,800	2,975	2,835	2,555	2,555	2,835	2,625	2,835	2,870	2,800	3,010
% Waived	3%	3%	3%	3%	3%	3%	3%	3%	3%	3%	3%	3%	3%
Grand Total													
Fees Possible	1,172,360	1,162,770	1,162,035	1,159,585	1,168,265	1,174,530	1,170,015	1,167,075	1,162,735	1,165,010	1,169,105	1,166,865	1,165,430
Fees Collected	1,056,316	1,055,375	1,100,052	1,274,819	1,051,297	909,954	1,078,009	1,004,589	1,103,585	1,044,362	1,083,038	1,028,769	1,043,505
% Collected	90%	91%	95%	110%	90%	77%	92%	86%	95%	90%	93%	88%	90%
% Paying Offenders	55%	55%	55%	61%	54%	46%	53%	51%	55%	53%	54%	53%	54%
% Employed	81%	81%	81%	81%	82%	82%	82%	82%	82%	82%	83%	82%	82%
Fees Converted	29,431	31,849	23,820	33,343	29,651	27,014	38,750	32,002	41,954	32,364	39,763	35,998	36,090
% Converted	3%	3%	2%	3%	3%	2%	3%	3%	4%	3%	3%	3%	3%
Fees Waived	36,120	36,505	36,225	36,400	36,085	36,155	35,350	36,890	35,945	37,730	39,060	38,010	38,360
% Waived	3%	3%	3%	3%	3%	3%	3%	3%	3%	3%	3%	3%	3%

- Fees Possible:** The amount of supervision fees that can be collected per active/electronic monitoring supervision status of offenders for that month only. Does not include annual, pre-trial, and SIS.
- Fees Collected:** Actual amount of money collected that can be deposited in Special Revenue fund. Please keep in mind the amount collected could include an offender that pays three months in advance.
- Fees Converted:** Amount not included in Fees Collected. Represents the amount of money lost by conversions. If this money were collected instead of converted, it would be added to Fees Collected.
- Fees Waived:** Amount not included in Fees Collected. Represents the amount of money lost by waivers. If this money were collected instead of waived, it would be added to Fees Collected.

CENTER POPULATIONS - DECEMBER 2022

AR DOC

ARKANSAS DEPARTMENT OF CORRECTION

PAGE: 1 of 1

REPORT NO. IPTR500 - 18

ACC OPTION
STATEWIDE POPULATION REPORT

PROCESSED: 01/17/2023 08:46 AM

REQUESTOR: Janie G Runkle

FOR: 12/31/2022

Location:	In Count	Out To:					Capacity	% Capacity
		ORCU Hosp	Other Hosp	Furlough	Court	Total		
Central AR CCC - Males/ Sanction Males*	16	0	0	0	0	16	0	
Central AR CCC - Males/Males	148	0	0	0	0	148	120	
Central AR CCC - Short Term Drug Court Treatment/Males	0	0	0	0	0	0	30	
Central AR CCC - Males Total	164	0	0	0	0	164	150	109.3%
East Central AR CCC/Females	307	0	0	0	0	307	212	
East Central AR CCC-Females Drug Treatment/Females	6	0	0	0	0	6	50	
East Central AR CCC Supervision Sanction-Female/Females	73	0	0	0	0	73	88	
East Central AR CCC Total	386	0	0	0	0	386	350	110.3%
NE AR CCC - Drug Treatment/Males	16	0	0	0	0	16	25	
NE AR CCC/Males	214	0	0	0	1	215	215	
NE AR CCC Total	230	0	0	0	1	231	240	96.3%
NW AR CCC/Females	117	0	0	0	0	117	114	
NW AR CCC Total	117	0	0	0	0	117	114	102.6%
Omega Supervision Sanction Center/90 Day PV in CCC Males	126	0	0	0	0	126	0	
Omega Supervision Sanction Center/Males	152	1	0	0	3	156	300	
Omega Supervision Sanction Center Total	278	1	0	0	3	282	300	94.0%
SW AR CCC/Males	410	0	0	0	1	411	375	
SW AR Supervision Sanction Center/Males	48	0	0	0	0	48	100	
SW AR CCC Total	458	0	0	0	1	459	475	96.6%
In Transit Count:	0							
TOTALS - UNIT COUNT	1,633	1	0	0	5	1,639		
					Male	1,136	1,165	97.5%
					Female	503	464	108.4%
					Total	1,639	1,629	100.6%
County Jail Backup SSP/Females Total	10	0	0	0	0	10		
County Jail Backup SSP/Males Total	25	0	0	0	0	25		
County Jail Backup/Females Total	66	0	0	0	0	66		
County Jail Backup/Males Total	48	0	0	1	0	49		
Reception Center/Females Total	1	0	0	0	0	1		
TOTAL - NONAGENCY	150	0	0	1	0	151		
					Male	74		
					Female	77		
					Total	151		
Re-Entry Act 146 Total	180	0	0	0	0	180	244	73.8%
GRAND TOTAL	1,963	1	0	1	5	1,970		

RESIDENTIAL CENTERS STATISTICS AT A GLANCE - DECEMBER 2022

Resident Admissions:

CAC: 40
 ECAC: 97
 NEAC: 27
 NWAC: 9
 OMEGA: 101
 SWAC: 83

Resident Releases:

CAC: 18
 ECAC: 56
 NEAC: 16
 NWAC: 9
 OMEGA: 96
 SWAC: 94

Affordable Healthcare Enrollment:

CAC: 17
 ECAC: 45
 NEAC: 16
 NWAC: 26
 OMEGA: 109
 SWAC: 82

Wage Class Enrollment:

CAC: 15
 ECAC: 0
 NEAC: 0
 NWAC: 14
 OMEGA: 0
 SWAC: 20

Shorter College Enrollment:

CAC: 40
 ECAC: 87
 NEAC: 53
 NWAC: 11
 SWAC: 77
 OMEGA: 0

Henderson State University Enrollment:

OMEGA: 35
 SWAC: 0

Exodus Enrollment:

CAC: 103
 ECAC: 15

Good Grid Enrollment

CAC: 27
 ECAC: 20
 NEAC: 51
 NWAC: 18
 OMEGA: 0
 SWAC: 8

Photo IDs Issued:

CAC: 9
 ECAC: 7
 NEAC: 1
 NWAC: 3
 OMEGA: 17
 SWAC: 5

Drivers Licenses Obtained:

CAC: 6
 ECAC: 4
 NEAC: 0
 NWAC: 4
 OMEGA: 0
 SWAC: 5

MAT Participants:

CAC: 13
 ECAC: 26
 NEAC: 10
 NWAC: 5
 OMEGA: 0
 SWAC: 18

Number of Volunteers:

CAC: 58
 ECAC: 72
 NEAC: 54
 NWAC: 68
 OMEGA: 9
 SWAC: 45

Number of Volunteer Hours:

CAC: 273
 ECAC: 201.5
 NEAC: 37
 NWAC: 191.25
 OMEGA: 67.98
 SWAC: 560

GED Enrollment:

CAC: 35
 ECAC: 47
 NEAC: 23
 NWAC: 29
 OMEGA: 14
 SWAC: 102

GED Completed:

CAC: 0
 ECAC: 1
 NEAC: 4
 NWAC: 1
 OMEGA: 0
 SWAC: 2

AA/NA Attendance:

CAC: 126
 ECAC: 350
 NEAC: 30
 NWAC: 62
 OMEGA: 106
 SWAC: 98

Celebrate Recovery Attendance:

CAC: 37
 ECAC: 0
 NEAC: 25
 NWAC: 0
 OMEGA: 0
 SWAC: 15

PAROLE/PROBATION POPULATION

Active:

Includes current status of Active, Abscond and Electronic Monitoring

Inactive:Includes current status of Non Reporting, Unsupervised, SIS
(Suspended Imposition of Sentence), Incarcerated and Out to Other State**Statewide Totals by Current Supervision Status
(Active and Inactive) as of January 4, 2023**

Area	Active	Inactive	TOTAL
Area 1-Fayetteville	7,220	2,938	10,158
Area 2-Mountain Home	2,536	626	3,162
Area 3-Searcy	4,719	1,316	6,035
Area 4-Jonesboro	3,933	1,889	5,822
Area 5-Fort Smith	3,935	4,084	8,019
Area 6-Conway	3,560	1,095	4,655
Area 8-Little Rock	7,299	1,184	8,483
Area 9-West Memphis	1,998	430	2,428
Area 10-Hot Springs	5,210	1,014	6,224
Area 11-Pine Bluff	4,215	915	5,130
Area 12-Texarkana	4,151	1,436	5,587
ISC	11	1,778	1,789
Statewide Totals by Status	48,787	18,705	67,492

PAROLE/PROBATION POPULATION

Statewide Totals by Current Supervision Status as of January 4, 2023

Area	Active			Inactive					OVERALL TOTALS PER AREA
	Active (Direct Supv)	Electronic Monitoring (Direct)	Absconded	Incarcerated	Non- Reporting	Out to Other State	Unsupervised	Suspnd Imposition of Snt (SIS)	
Area 1-Fayetteville	5,210	34	1,976	547	438	637	269	1,047	10,158
Area 2-Mountain Home	2,118	14	404	146	98	151	68	163	3,162
Area 3-Searcy	3,583	5	1,131	201	172	234	51	658	6,035
Area 4-Jonesboro	3,066	15	852	224	238	170	104	1,153	5,822
Area 5-Fort Smith	3,156	18	761	189	318	148	128	3,301	8,019
Area 6-Conway	2,719	2	839	234	138	106	48	569	4,655
Area 8-Little Rock	5,022	111	2,166	318	320	46	199	301	8,483
Area 9-West Memphis	1,434	2	562	123	55	42	27	183	2,428
Area 10-Hot Springs	3,684	30	1,496	272	157	97	161	327	6,224
Area 11-Pine Bluff	2,909	22	1,284	245	99	70	148	353	5,130
Area 12-Texarkana	2,971	13	1,167	309	231	281	97	518	5,587
ISC	4		7	16	68	1,694			1,789
Statewide Totals by Current Supervision Status	35,876	266	12,645	2,824	2,332	3,676	1,300	8,573	67,492

Offender Count Active Excluding Absconders

36,142

Explanation for "Current Supervision Status"

Active Supervision:

Offender is currently on Active/Direct Supervision Status.

Electronic Monitoring:

Offender is currently on an Electronic Monitor.

Incarcerated:

Offender is currently incarcerated including the following:

- Parole Holds (in state and out-of-state)
- ACT 570 Holds
- County Jail (including possible new charges—felony or misdemeanors—or serving commitments for traffic fines, court commitments, etc).

Non Reporting:

Drug Court offender currently in a Community Correction Center for sanction or court commitment, on detainer (federal or ICE hold), out-of-state, in CCC Residential Treatment, nursing home, hospital, or Arkansas State Hospital.

Out-To-Other-State:

Offender supervised out of Arkansas through Interstate Compact.

Unsupervised:

Parolee whose earned Good Time has met the requirements for unsupervised parole, probationers who received Unsupervised Sentence (e.g., five-year probation sentence specified as 3 years supervised and an additional 2 years unsupervised probation; or an unsupervised probation sentence which is common for misdemeanor offenses (e.g., 1 year unsupervised probation term).

Suspended Imposition of Sentence (SIS):

Offender received a suspended term of supervision.

REGULAR PAROLE/PROBATION CASELOADS

Regular P&P Caseloads/Workloads By Area

1/1/23

AREA	Authorized Officers	Filled	Regular P&P Offenders				Total Active Offenders	Caseload Ratio (Authorized Positions)	Caseload Ratio (Filled Positions)	Work Units	Workload (Authorized Positions)	Workload (Filled Positions)	Total Indirect
			Maximum	Medium	Minimum	Pending							
AREA 01	52	51	215	1,910	2,379	209	4,713	91	92	7,162	138	140	4,614
AREA 02	20	19	118	640	982	29	1,769	88	93	2,660	133	140	714
AREA 03	37	36	170	1,552	1,305	65	3,092	84	86	5,025	136	140	1,913
AREA 04	33	31	147	1,018	1,504	75	2,744	83	89	4,093	124	132	2,455
AREA 05	29	29	235	999	1,287	78	2,599	90	90	4,113	142	142	4,093
AREA 06	30	27	132	1,015	1,257	62	2,466	82	91	3,778	126	140	1,222
AREA 07/08	67	61	361	2,269	2,061	134	4,825	72	79	7,901	118	130	1,949
AREA 09	18	16	132	495	701	39	1,367	76	85	2,148	119	134	665
AREA 10	40	38	226	1,316	1,576	71	3,189	80	84	4,997	125	132	1,727
AREA 11	35	32	187	1,205	1,039	66	2,497	71	78	4,119	118	129	1,464
AREA 12	35	29	241	1,091	1,382	70	2,784	80	96	4,398	126	152	1,793
Statewide	396	369	2,164	13,510	15,473	898	32,045	896	963	50,394	1,404	1,509	22,609
Area Average			197	1,228	1,407	82	2,913	81	88	4,581	128	137	

¹ Regular P&P Caseloads/Workloads include offenders with Active (Direct), Electronic Monitoring, and Incarcerated supervision statuses. Incarcerated here refers to temporary jail stays.
² Offenders on Annual or Indirect Supervision are excluded from caseload/workload counts and ratios.
³ Specialty Court Offender figures shown here are only those assigned to regular P&P officers. These offenders are not counted in caseload or workload ratios.
⁴ Indirect totals here are for offenders in Non-Active supervision statuses or those under Annual Supervision.

PAROLE/PROBATION CASELOADS FOR SPECIALTY COURTS

Specialty Court Caseloads/Workloads By Area

AREA	Authorized Officers	Filled	Regular P&P Offenders				Total Regular P&P Offenders	Total Active Specialty Court Offenders	Total Indirect Including Regular & Specialty	Caseload Ratios (Based on Active/Direct offenders)			Workload		
			Maximum	Medium	Minimum	Unassigned				P&P	Specialty	Mixed	Work Units	Workload (Authorized Positions)	Workload (Filled Positions)
AREA 01	10	10	1	28	4	0	33	442	203	3	44	48	903	90	90
AREA 02	5	5	43	197	152	4	396	26	118	79	5	84	738	148	148
AREA 03	7	7	14	131	166	4	315	94	252	45	13	58	625	89	89
AREA 04	6	6	13	119	93	12	237	109	100	40	18	58	553	92	92
AREA 05	9	9	8	69	190	3	270	323	295	30	36	66	905	101	101
AREA 06	7	6	24	71	110	3	208	90	279	30	13	43	477	68	79
AREA 07/08	2	2	0	7	1	1	9	58	50	5	29	34	124	62	62
AREA 09	2	2	16	35	82	3	136	33	91	68	17	85	252	126	126
AREA 10	7	7	21	75	114	3	213	118	320	30	17	47	540	77	77
AREA 11	7	6	17	101	104	3	225	108	271	32	15	48	526	75	88
AREA 12	5	5	19	95	134	9	257	91	234	51	18	70	526	105	105
Statewide	67	65	176	928	1,150	45	2,299	1,492	2,213	34	22	57	6,167	1,033	1,057
Area Average			16	84	105	4		136		38	21	58	802	92	95

¹ Specialty Court Caseloads/Workloads include offenders who are assigned to officers in Specialty Court positions who have Active (Direct), Electronic Monitoring, or Incarcerated supervision statuses.
² Offenders on Indirect or Annual Supervision are not included in caseload counts or ratios. Annual supervision counts include both regular P&P and Specialty Court offenders assigned to Specialty Court officers.
³ Offenders in risk-level columns above are regular P&P offenders who are supervised by officers in Specialty Court positions.

Specialized Caseloads

AREA	Authorized Officers	Totals	Ratios
		Offenders	Caseload
INTENSIVE SUPERVISION	14	477	29
INTERSTATE COMPACT	0	1,790	0
SPECIAL RESPONSE TEAM	18	4,573	251
Statewide	32	6,840	155

This page and the next contain statewide caseload information for ACC. Caseloads are presented separately for regular parole and probation, specialty court, and specialized caseloads. This version is specifically designed for quarterly legislative reporting and differs from the daily caseloads/workloads report.

Beyond the exclusion of workloads calculation, it is important to note that direct supervision in these tables includes regular parole and probation and specialty court (including regular parole and probation offenders carried by specialty court officers) offenders with active (direct), electronic monitoring, or incarceration supervision status, as well as absconders assigned to SRT officers. Offenders on annual supervision are counted as indirect.

PAROLE/PROBATION CASELOADS

Caseloads By Area

1/1/23

AREA	Cases	Authorized Officers	Vacant	Filled	Total Active	Total Indirect	Totals:
AREA 01	AREA CASES	62	1	61	5,188	4,817	10,005
AREA 02		25	1	24	2,191	833	3,024
AREA 03		44	1	43	3,501	2,172	5,673
AREA 04		39	2	37	3,090	2,555	5,645
AREA 05		38	0	38	3,192	4,388	7,580
AREA 06		37	4	33	2,764	1,502	4,266
AREA 07/08		69	6	63	4,892	1,999	6,891
AREA 09		20	2	18	1,536	756	2,292
AREA 10		47	2	45	3,520	2,047	5,567
AREA 11		42	4	38	2,830	1,735	4,565
AREA 12		40	6	34	3,132	2,027	5,159
TOTALS	AREA CASES	463	29	434	35,836	24,831	60,667
INSTITUTIONAL PAROLE	SPECIALIZED CASES	28	0	28	1	0	1
INTENSIVE SUPERVISION		14	0	14	409	68	477
INTERSTATE COMPACT		0	0	0	18	1,772	1,790
RE-ENTRY		11	0	11	0	0	0
SEX OFFENDER ASSESSMENT		12	0	12	0	0	0
SPECIAL RESPONSE TEAM		18	0	18	30	4,543	4,573
TOTALS	SPECIALIZED CASES	83	0	83	458	6,383	6,841
Statewide TOTALS		546	29	517	36,294	31,214	67,508

Caseloads are presented in distinct officer groupings:

Regular: These are officers carrying normal Probation and Parole caseloads.

Specialty Court: These officers supervise offenders in specialty courts. Note that these officers may also carry regular P/P offenders, and these offenders are reflected in the specialty court caseload/workload figures; however, separate caseload/workload ratios are calculated for the regular and specialty court portions of a specialty court officer's caseload, in addition to a combined, or mixed, ratio.

Specialized: These officers supervise strategically specialized caseloads consisting of offenders requiring heightened supervision protocols (intensive supervision) and parolees who have absconded supervision (Special Response Team).

Indirect: These are offenders for whom their sentence, circumstance, or current status is associated with a reduced supervision obligation for the officers they are assigned to. Generally, these include offenders in non-reporting status, those on suspended sentences (SIS), and interstate compact offenders. Offenders on annual supervision are also included in this group.

PAROLE/PROBATION RISK LEVELS

Statewide Risk Levels by Caseload Types as of January 4, 2023

CURRENT RISK LEVELS	Parole	Probation	Drug Court	Hope Court	Mental Health Court	Veterans Court	Swift Courts	Pre Trial/ Drug Court	Pre Trial/ Pre-Adjudicated	Pre Trial/ Regular	Pre Trial/ Veterans Court	Suspended	Ext Sex Offender Supv	Totals
Maximum	2,776	1,588	187	3		6		1		1		313	1	4,876
Medium	9,285	12,223	1,020	36	9	47	2	3	24	13		1,560	4	24,226
Minimum	5,958	16,060	517	11	5	48	4	9	57	5	2	1,431		24,107
Annual Reporting	2,212	1,196				1						170		3,579
Unassigned	2,920	2,361	58	2	2	2		13	2	16		5,328		10,704
Sum:	23,151	33,428	1,782	52	16	104	6	26	83	35	2	8,802	5	67,492

CURRENT RISK LEVELS ASSIGNED EXPLANATION:

- Maximum- last risk level score as "High"
- Medium- last risk level score as "Medium"
- Minimum- last risk level score as "Low"
- Annual- identifies offenders that are supervised Annual Reporting
- Unassigned- no ARORA has been completed or offender is currently supervised as "Unsupervised" where the risk level was changed to unassigned

Statewide Risk Levels by Caseload Supervision Status as of January 4, 2023

RISK LEVELS BY CURRENT SUPERVISION STATUS	Maximum	Medium	Minimum	Annual Reporting	Unassigned	Sum:
Active (Direct Supv)	2,196	13,906	16,638	2,784	352	35,876
Electronic Monitoring (Direct)	99	149	16	1	1	266
Absconded	1,476	5,774	3,390	82	1,923	12,645
Incarcerated	409	1,250	488	13	664	2,824
Non-Reporting	257	738	463	11	863	2,332
Out to Other State	128	774	1,303	44	1,427	3,676
Unsupervised	11	111	403	476	299	1,300
Suspnd Imposition of Snt (SIS)	300	1,524	1,406	168	5,175	8,573
Sum:	4,876	24,226	24,107	3,579	10,704	67,492

PAROLE/PROBATION GAINS AND LOSSES - DECEMBER 2022

Gains and Losses	Probation	Parole	Pre-Trial	Suspended	Sum:
Intakes	726	678	18	109	1,531
Sanction Release from SSP	11	163			174
Total Gains	737	841	18	109	1,705
Revocations/or New ADC or CCC Sentence	214	343	2	28	587
Sanction Incarceration SSP	10	103			113
Terminations	452	192	4	104	752
Total Losses	676	638	6	132	1,452

SRT TASK FORCE REPORT - DECEMBER 2022

ARRESTS:	
Absconders	45
Active Supervision	36
Collateral Arrests	89
SRT Total:	46
Task Force Total:	152

SRT Plus Task Force Total:	198
Felony Charges	297
Misdemeanor Charges	65
Traffic Charges	89
Narcotics Arrests	81

CONFISCATIONS:	
Marijuana	3,877.20 grams
Meth	1,557.31 grams
Cocaine	81.40 grams
Fentanyl	33.00 grams
MDMA	24.00 grams
Prescription Pills	107 pills
Handguns	31
Rifles	5
Recovered Vehicles	14
Drug Paraphernalia	62 items
Currency Seized	\$1,549.00

PAROLE/PROBATION COMMUNITY SERVICE - DECEMBER 2022

Community Service Report

AREAS	CITIES WITHIN AREA	2021 TOTALS	2022											DECEMBER		2022 TOTALS
			JANUARY	FEBRUARY	MARCH	APRIL	MAY	JUNE	JULY	AUGUST	SEPTEMBER	OCTOBER	NOVEMBER	NUMBER OF PARTICIPANTS	NUMBER OF HOURS	
1	Bentonville, Fayetteville, Huntsville	13,384.80	1,238.00	1,104.00	656.00	800.00	1,223.50	623.50	1,090.00	1,127.00	1,404.00	1,059.25	1,594.25	130	907.25	12,826.75
2	Harrison, Mountain Home, Salem, Mountain View, Berryville	5,971.00	244.00	349.50	364.50	490.50	721.00	355.00	910.00	511.50	1,126.25	566.00	570.00	22	389.00	6,597.25
3	Searcy, Newport, Walnut Ridge, Ash Flat, Heber Springs, Batesville, Pocahontas, Lonoke	13,226.00	1,645.00	1,036.00	1,835.00	1,558.00	1,835.00	1,606.00	1,686.00	1,912.00	2,431.83	3,108.00	1,577.00	121	2,629.00	22,858.83
4	Jonesboro, Paragould, Osceola	2,890.20	264.00	183.50	440.50	385.50	256.50	674.00	264.00	481.00	476.00	707.00	618.00	78	607.00	5,357.00
5	Fort Smith, Booneville, Clarksville, Ozark, Mena	9,999.50	1,052.00	1,104.00	773.00	784.00	837.00	661.50	740.00	880.00	647.00	870.50	783.00	110	765.00	9,897.00
6	Conway, Russellville, Morrilton, Danville	6,222.70	191.95	294.52	161.65	226.20	718.71	523.44	556.00	846.00	541.00	952.00	454.00	46	663.00	6,128.47
8	Little Rock, North Little Rock	12,191.00	1,061.00	1,212.00	1,377.00	2,098.50	2,284.50	2,340.25	1,190.00	1,969.00	1,080.00	986.00	2,066.00	25	367.00	18,031.25
9	Forrest City, Helena, West Memphis	2,773.30	141.80	206.00	265.60	306.91	313.60	286.00	417.40	256.60	305.08	277.20	338.20	39	319.00	3,433.39
10	Malvern, Benton, Sheridan, Arkadelphia, Hot Springs, Benton, Camden, Fordyce	4,535.60	412.50	371.50	612.50	968.00	812.50	855.00	790.75	817.40	965.75	619.25	54.00	7	57.00	7,336.15
11	Pine Bluff, Stuttgart, Monticello, El Dorado, Crossett	6,017.80	529.50	400.30	578.75	559.25	631.50	859.00	684.50	769.00	688.00	588.25	1,017.00	76	647.50	7,952.55
12	Texarkana, Ashdown, Hope, Lewisville, Nashville, Magnolia	4,618.50	1,034.00	761.00	1,107.25	1,100.50	769.50	722.60	1,028.50	1,095.40	889.15	920.40	431.00	44	547.50	10,406.80
13	Area Dissolved	2,948.60														
TOTAL		84,779.00	7,813.75	7,022.32	8,171.75	9,277.36	10,403.31	9,506.29	9,357.15	10,664.90	10,554.06	10,653.85	9,502.45	698.00	7,898.25	110,825.44

Litter Crew Report

AREAS	CITIES WITHIN AREA	2022					DECEMBER		FY2023 TOTALS
		JULY	AUGUST	SEPTEMBER	OCTOBER	NOVEMBER	NUMBER OF PARTICIPANTS	NUMBER OF HOURS	
2	Harrison, Mountain Home, Salem, Mountain View, Berryville	87.0	106.0	174.0	106.0	216.0	6	53.0	742.0
3	Searcy, Newport, Walnut Ridge, Ash Flat, Heber Springs, Batesville, Pocahontas, Lonoke	102.0	144.0	22.0	68.0	64.0	6	43.0	443.0
4	Jonesboro, Paragould, Osceola	16.0	0.0	16.0	32.0	0.0	0	0.0	64.0
5	Fort Smith, Booneville, Clarksville, Ozark, Mena	34.0	40.0	17.0	28.0	30.0	8	28.0	177.0
6	Conway, Russellville, Morrilton, Danville	0.0	10.0	20.0	0.0	0.0	0	0.0	30.0
9	Forrest City, Helena, West Memphis	24.0	22.0	18.0	20.0	0.0	2	4.0	88.0
TOTAL		263.0	322.0	267.0	254.0	310.0	22	128.0	1,544.0

County Work Project Report

AREAS	2022					DECEMBER			FY2023 TOTALS
	JULY	AUGUST	SEPTEMBER	OCTOBER	NOVEMBER	COUNTIES WHERE WORK COMPLETED	NUMBER OF PROBATIONERS AND PAROLEES	NUMBER OF HOURS	
1	88.0	4.0	57.0	0.0	8.0	Benton	0	0.0	157.0
10	0.0	10.0	220.0	0.0	20.0	Garland, Hot Spring	0	0.0	250.0
11	0.0	0.0	273.0	2.0	0.0	Jefferson	0	0.0	275.0
TOTAL	88.0	14.0	550.0	2.0	28.0		0	0.0	682.0

PAROLE/PROBATION REVOCATIONS

Revocation Events By Supervision Types and Area - December 2022

Area	Supervision Type	Revoked (Sent to ADC)	Revoked (Sent to CCC)	Revoked (Other)	New ADC/ CCC Sentence
Area 1-Fayetteville	Probation	12	1	28	2
Area 2-Mountain Home		4	1	4	
Area 3-Searcy		13	7	5	2
Area 4-Jonesboro		8	6	3	5
Area 5-Fort Smith		2	1		3
Area 6-Conway		10	5	3	
Area 8-Little Rock		9		11	11
Area 9-West Memphis		1		1	3
Area 10-Hot Springs		1		20	1
Area 11-Pine Bluff		6	5	6	
Area 12-Texarkana		9	1	4	
Total by Supervision Type	Probation	75	27	85	27
Area 1-Fayetteville	Parole	27			2
Area 2-Mountain Home		12			
Area 3-Searcy		28			4
Area 4-Jonesboro		20			2
Area 5-Fort Smith		40			6
Area 6-Conway		24			12
Area 8-Little Rock		58			7
Area 9-West Memphis		6			2
Area 10-Hot Springs		35			5
Area 11-Pine Bluff		23			7
Area 12-Texarkana		16			6
ISC		1			
Total by Supervision Type	Parole	290			53
Area 11-Pine Bluff	Pre-Trial			1	
Area 12-Texarkana				1	
Total by Supervision Type	Pre-Trial			2	
Area 1-Fayetteville	Suspended			3	4
Area 3-Searcy				1	1
Area 4-Jonesboro				1	3
Area 5-Fort Smith					8
Area 6-Conway					1
Area 8-Little Rock					1
Area 10-Hot Springs				1	
Area 11-Pine Bluff				1	
Area 12-Texarkana		2			1
Total by Supervision Type	Suspended	2		7	19
TOTAL BY SUPERVISION EVENT		367	27	94	99

REVOCATION HEARINGS

Parole Revocation Hearings and Outcomes - December 2022

Hearing Outcome	Laws and Technical	Laws Only	Technical Only	Total By Hearing Outcome
Administrative Revocation		80	1	81
Deferred	5	5		10
Reinstate	1	3	1	5
Revoked	22	8	2	32
Waived	216	20	13	249
Total By Violation Type	244	116	17	377

Note: Excludes SSP Sanction Hearings

ACT 1029 HEARINGS HELD	Total
Revoked	6
Waived	5
Total # ACT 1029 Hearings	11

Note: Included in totals for Hearing Outcomes

SUPERVISION SANCTIONS

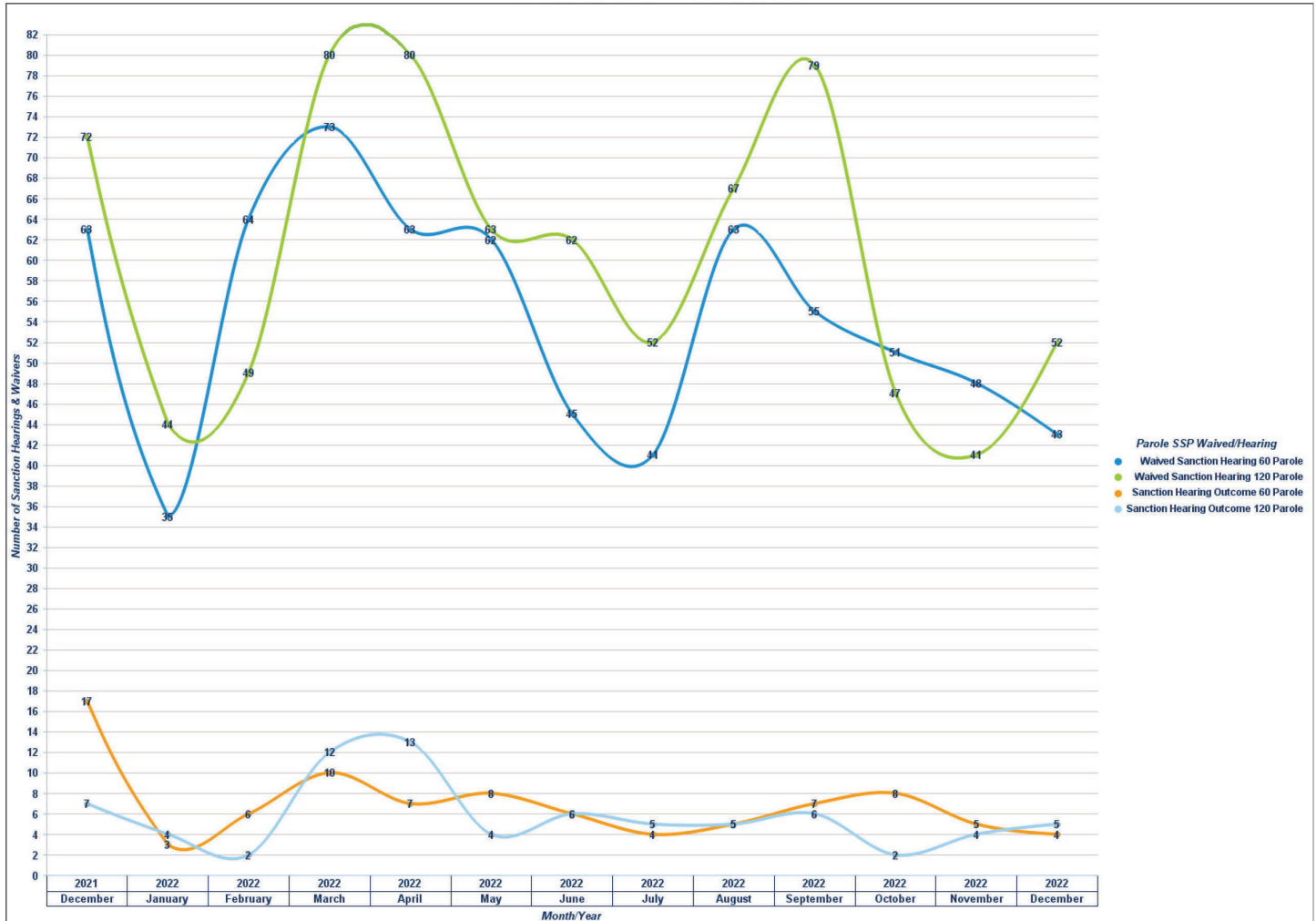
Supervision Sanction Hearings and Waivers

12/1/2022 - 12/31/2022

Sanction Hearing Outcome	Sanction Hearing Type	Parole	Probation	Sum:
Sanction Hearing Outcome 60 Parole	Sanction Hearing	90		90
Sanction Hearing Outcome 90 Probation			3	3
Sanction Hearing Outcome 120 Parole		75		75
Sanction Hearing Outcome 180 Probation			1	1
Totals:	Sanction Hearing	165	4	169
Waived Sanction Hearing 60 Parole	Waived Sanction Hearing	705	1	706
Waived Sanction Hearing 90 Probation		3	87	90
Waived Sanction Hearing 120 Parole		788		788
Waived Sanction Hearing 180 Probation			25	25
Totals:	Waived Sanction Hearing	1,496	113	1,609
	Overall Totals:	1,661	117	1,778

Note: SSP lengths for parolees only were changed in July 2021.

PAROLE SANCTION HEARINGS AND WAIVERS TO SSP



PAROLE/PROBATION DRUG TESTING

Regular Probation and Parole Positive Tests During December 2022

Offender Urine Tests Administered this Period: 7,363

Number of Offenders Testing Positive: 2,655

Drug Tested	Count
THC/Marijuana	1,610
Methamphetamines	1,557
Amphetamines	1,073
Benzodiazepines	184
Cocaine	155
Ethyl Glucuronide	73
Heroin/Opiates	57
Alcohol	49
Oxycodone	49
Ecstasy	48
Buprenorphine	32
Fentanyl	30
Barbiturates	24
Methadone	16
Morphine	13
Hydrocodone	12
Tramadol	11
K2 (SPICE)	9
Propoxyphene	8
Methadone Metabolite	5
PCP	4
Crack	3
Methaqualone	3
Creatinine	2
Prescription Abuse	2
Cotinine	1
Inhalants	1
Other Hallucinogens	1
Speed	1
Total	5,033

Drug Courts Positive Tests During December 2022

Offender Urine Tests Administered this Period: 7,719

Number of Offenders Testing Positive: 266

Drug Tested	Count
Buprenorphine	441
Methamphetamines	228
Amphetamines	218
THC/Marijuana	200
Benzodiazepines	72
Ethyl Glucuronide	72
Fentanyl	56
Ecstasy	55
Cocaine	46
Morphine	45
Tramadol	45
Methadone	40
Oxycodone	35
Creatinine	26
K2 (SPICE)	26
Heroin/Opiates	25
Barbiturates	10
Alcohol	9
Kratom	6
PCP	4
Methadone Metabolite	3
Methaqualone	2
Speed	1
Total	1,665

Specialty Courts Positive Tests During December 2022

Offender Urine Tests Administered this Period: 171

Number of Offenders Testing Positive: 6

Drug Tested	Count
THC/Marijuana	7
Amphetamines	5
Methamphetamines	4
Morphine	3
Benzodiazepines	2
Creatinine	1
Ecstasy	1
Ethyl Glucuronide	1
Oxycodone	1
Total	25