



# DIVISION OF COMMUNITY CORRECTION BOARD REPORT

December 2022

Jerry Bradshaw  
Director



## FROM THE DIRECTOR: PROMOTIONS

Congratulations to the following on their recent promotions:

**Lisa Wells** was promoted to Assistant Area Manager in Area 2 on November 13. She will be supervising the offices in Boone, Carroll, and Newton counties. Lisa has a bachelor's degree in Criminology and Criminal Justice from the University of Missouri. She began working as a Parole/Probation Officer for the Division of Community Correction in September 2007, serving Pope and Yell counties. In August 2021, she transferred to the Mountain View Office. She has supervised both parole and probation caseloads consisting of drug court offenders, regular offenders, and sex offenders. From 2013-2021, Lisa was a board member for the Arkansas Drug Court Professionals Association.

On November 13, **Jeffrey "Scotty" Points** was promoted to Assistant Area Manager in Area 11 (Union County). Mr. Points began his law enforcement career in 1996 and retired as a Lieutenant after 23 years of service. He began working as a Parole/Probation officer with the Division of Community Corrections in July 2018, serving Union County. Points was promoted to Agent in October of 2021. He is a Law Enforcement Instructor, Firearms Instructor, CPR Instructor, and the Office Safety Officer since 2019.

**Torri (Weatherspoon) Moore** was promoted to Assistant Area Manager in Area 12 (Columbia County) on November 18. Ms. Moore completed her degree in Criminal Justice from Southern Arkansas University in 2009. She originally started her career in law enforcement with the Division of Community Corrections in 2011. She worked as a Parole/Probation Officer supervising Parole, Probation, ICOTS, Sex Offenders, and Alternative Sentencing. She promoted

to Agent in 2016, Assistant Area Manager in 2017, and Area Manager in 2019. She is a Field Training Officer and Law Enforcement Instructor. She left the Division of Community Corrections in 2021, due to relocation for marriage. She returned to the agency in 2022. She is looking forward to continuing to grow professionally within Area 12.

On November 18, **James "Heath" Ross** was promoted to Assistant Area Manager in Area 12 (Hempstead, Nevada, Lafayette counties). Mr. Ross started his law Enforcement Career in 1999, working his way through the ranks. In 2006, he started working in the Criminal Investigation Division. In 2014, he became Lieutenant of the Criminal Investigation Division and over operations of the Detention Center. In 2018, after 19 years, he began working as a Parole/Probation Officer with the Division of Community Correction serving Little River, Sevier, Howard, and Pike County areas. In September 2021, he was promoted to Parole/Probation Agent. He has served as the Sex Offender Officer for Little River, Sevier, Howard, Pike, and Miller counties. He is an ACC Field Training Officer and Law Enforcement Instructor. He received the Howard County Officer of the Year Award in 2021 from the Attorney General's Office. Congratulations to Mr. Ross.

On November 14, **Shaunda Scoggins** was promoted to Deputy Warden at SWACC in Texarkana. Deputy Warden Scoggins graduated from the University of Arkansas at Little Rock with an associate degree in Law Enforcement and a bachelor's degree in Criminal Justice. Before starting her career with the agency, Mrs. Scoggins worked


### PROMOTIONS, continued:

four years for the City of Texarkana, Texas Police Department in the Records & Warrant Division. She began her career with the Division of Community Corrections in April 2010. While working as the Program Specialist, she became a Certified Alcohol and Drug Counselor. She is very passionate about programming and helping to move the agency forward with its mission. She was influential in developing the driver's license process and pre-release programming for our centers.

Six Parole/Probation Officers were recently promoted to Agent: Bradley Duck–Area 2, Zachary Evans–Area 10, Jacob May–Area 2, Miasha Morgan–Area 9, Jennifer Starkey–Area 10 and Kaneshia Traylor–Area 11.




Agent Duck



Agent Evans



Agent May



Agent Morgan



Agent Starkey



Agent Traylor

### ACA REACCREDITATION

Congratulations goes to Warden Phillip Glover, Treatment Supervisor Flossie Lane and the hardworking staff of the Northeast Arkansas Community Correction Center in Osceola, and Warden Tameka Coleman and the outstanding staff at East Central Arkansas Community Correction Center in West Memphis on obtaining their American Correctional Association (ACA) reaccreditation in November. The centers earned 100% on both Mandatory Standards/Best Practices and Non-Mandatory Standards/Best Practices.



Northeast Arkansas Community Correction Center



East Central Arkansas Community Correction Center

### RESIDENTIAL SERVICES BASIC OFFICER TRAINING CLASS 5-22 GRADUATION

Graduation for **Residential Services Basic Officer Training (RSBT) Class 5-22** was held on November 18 with a total of 26 cadets. The Senior House Cadet (class leader) was Tina Page. Guest speaker for the event was Northeast Arkansas Community Correction Center Chaplain Billy Davis Sr.

Honor Graduates for RSBT Class 5-22 were:

- Tristan Drawdy
- Monica White



### GRADUATION, continued:

Distinguished Graduate Awards were presented to:

- Madison Crawford
- Morgan Echols

Outstanding Leadership Awards were presented to:

- Chris Banks
- Silas Plaisance

Character First Award was presented to:

- Chris Banks



### PAROLE/PROBATION AREA HIGHLIGHTS:

#### AREA 1

On November 16-17, Parole/Probation Officers Lakyn Marciano and Heather Wineland had the opportunity to serve as guest speakers in two University of Arkansas classes comprised mainly of juniors and seniors. In each of their presentations, they explained the main duties of a Parole/Probation Officer and discussed the benefits and requirements of employment. The classes that they spoke to were extremely engaging and asked a lot of questions. At the end of each presentation, Officers Marciano and Wineland provided contact information to students who expressed interest in interning or applying for a job in the future.

On November 18, Agent Joshua McClelland and Officer Walter Riketa represented ACC at an open house for University of Arkansas students held at Homeland Security Building for all local law enforcement agencies to meet students interested in criminal justice jobs. Attendees ranged from freshman to second-year master's students. The ACC representatives distributed internship information and answered questions that the students had about the organization.

#### AREA 3

On November 12, White County Drug Court participants volunteered at an annual community garage sale that assists offenders with their fines and fees. According to organizers, legal fees and fines often inhibit one's ability to maintain employment and puts them in a difficult financial position.

A total of 30 volunteers completed around 100 hours of volunteer work and 63 offenders applied for assistance. It was a great opportunity for the participants to give back to the community. At the end they all reported that they enjoyed volunteering and the food that was provided in appreciation for their work.



On November 17, Area 3 Parole and Probation Agent Melissa Stephens participated in Batesville's Tip-A-Hero fundraiser for Special Olympics of Arkansas and the Law Enforcement Torch Run. The event was held at Colton's Steak House & Grill and raised about \$1,100 for the organization's athletes.

#### AREA 4

The Manila Fire Department in Mississippi County hosted a Thanksgiving dinner for members of the community on November 28. Numerous agencies were represented with volunteers – including Area 4 Agent Heather Godair – working at the dinner serving more than 400 plates to the lonely, homeless, and others who might otherwise not have the resources for the holiday.



### AREA 5

On November 14, Area 5 Fort Smith staff Cindy Blount, Ashlea Collins and Pauletta Martin put out hats, scarves, and blankets for people to grab as temperatures plummeted.



### AREAS 7/8

Congratulations to Parole and Probation Agent Chastity Hull for being selected by his peers as Employee of the Month for November. One of her co-workers shared, "Chastity has a wealth of knowledge and is a great asset to the agency."

### AREA 10

During the month, the Benton Parole and Probation office observed the month of giving by donating eight pounds of food to the Arkansas Food Bank. Officer DeVonne Tingle of the Hot Springs office volunteered five hours of her time to providing hot soup to the unsheltered and others. She also donated soup to a local women's shelter and provided Thanksgiving baskets and hams to three families in Pine Bluff.

### AREA 11

Area 11 Agents Dametria Rochelle and Brooke Williams participated in the Tip-A-Hero fundraiser benefiting the Special Olympics of Arkansas at El Parian Mexican Restaurant in Pine Bluff on November 18. Both agents, as well as numerous other volunteers from the Department of Corrections, assisted the wait staff in serving customers, and raised around \$700 for the organization.



Outreach program and her team did an excellent job of providing information needed to help offenders gain access to needed services.



### SEX OFFENDER SERVICES (SOS)

On November 10, Officers Michael Washington Jr. and Demetric Gross successfully completed the Basic Polygraph Examiner Course conducted by the National Polygraph Academy, hosted by the Arkansas State Police.

This 10-week course is an intensive 400-hour training program focused on forensic detection of deception procedures and related disciplines. Examiners must also complete an upcoming 40-hour training course to become specialized in the field of post-conviction sex offender polygraph examination. Officer Washington will service the Sex Offender Aftercare Program Catchment for Area 4 and Officer Gross will service the Sex Offender Aftercare Program Catchment for Area 6 upon acquisition of polygraph licensure.



Officer Gross



Officer Washington


### PAROLE/PROBATION HOME VISITS:

On November 2, Area 2 Parole and Probation Agents Steve Simers and Hunter Boles, while




**HOME VISITS, continued:**

performing an office visit in Salem, conducted a search of an offender's vehicle. A male subject in the vehicle became apprehensive and admitted to having a firearm on his person. After safely removed the firearms, the agents conducted a search of the vehicle, which yielded the discovery of approximately 25 grams of methamphetamine and items of drug paraphernalia. In the hatch, two catalytic converters were found that were believed to have been stolen.



In November, **Area 5** Parole and Probation Officer Hunter Bruce and Officer John Hicks conducted a home visit at an offender's residence in Fort Smith. Upon entry, Officer Bruce made contact with the offender and another male, who attempted to leave the residence before Officer Bruce asked for him to step back into the residence. Officer Bruce conducted a search of the residence, and the other male was asked several times by different officers if he was on supervision, and he advised he was not. During the search of the residence, a large shard of a crystal-like substance was found on what the other male identified as his bed. Between his bed and the offender's bed was a metal container which contained drug paraphernalia with a white crystal-like residue on it. DTF officers were contacted and arrived on scene to continue the search. Officers located a prescription bottle containing possible fentanyl pills. Officer Bruce also located two more prescription bottles in the offender's pocket, one containing a green leafy substance and another containing more



possible fentanyl and hydrocodone pills. The offender and other male were transported to the Sebastian County Detention Center by DTF officers. Once at the jail, DTF officers advised Officer Bruce that the other male was wanted through the Parole Board.

On November 9, an **Area 8** home visit was conducted at the Little Rock apartment residence of a parolee. Officers located methamphetamine in a bedside table, as well as needles, scales, baggies, and other items of drug paraphernalia. All evidence was turned over to the Pulaski County Sheriff's Office and the parolee was charged with Possession with Purpose to Deliver Methamphetamine, Possession of Drug Paraphernalia and Maintaining a Drug Premises.

On November 16, an **Area 11** home visit was conducted by ISP Agent Anthony Spadoni, Agent Tiffany Doss and Agent Tonya Robinson. Contact was made with the offender. Officers entered to the house to search. Upon entering the house Agent Doss asked the



offender if there were any weapons or illegal drugs inside the residence. The offender stated that there was a gun under the pillow on his bed. The offender was detained for officer safety. Agent Spadoni went to the bed and turned the pillow over and located a Rossi Revolver .38 Special fully loaded. Agent Spadoni and Agent Robinson continue a search of the residence. Officers noticed a door with a padlock and asked the offender if he had a key to the room. The offender stated that he did and also stated that there were drugs in that room. Upon entering the room Agent Spadoni located a rock-like substance which turned out to be cocaine on top of a box just inside the door. Agent Spadoni also located a pill bottle that had a white rock-like substance located inside of it. Agent Robinson located a pickle jar on the other side of the room which had marijuana in it. Pine Bluff Police Department was notified and sent an officer out. Narcotics was also notified. A Narcotics officer arrived and took possession of the drugs and the firearm.

**RESIDENTIAL SERVICES:****EAST CENTRAL ARKANSAS COMMUNITY CORRECTION CENTER (ECACCC)**

Two West Memphis ministry groups donated hygiene products to the center during the month of November. Wailing Women and Men's

Ministry donated more than 200 items, while members of the Missouri Street Church of Christ donated around 7,000 items.

Also during the month, ECACCC collected canned goods and nonperishable foods to support the local 8th Street Mission in West Memphis.

**NORTHEAST ARKANSAS COMMUNITY CORRECTION CENTER (NWACCC)**

Mary Thomas of Arkansas Northeastern College and Treatment Supervisor Flossie Lane were the speakers at November's resident graduation. Mrs. Thomas is also a former employee of NEACCC.

**NORTHWEST ARKANSAS COMMUNITY CORRECTION CENTER (NWACCC)**

Cross Church and Ladies of Grace partnered to provide NWACCC residents with a photoshoot that allowed residents to send their families a Christmas photo with a special message.

**SOUTHWEST ARKANSAS COMMUNITY CORRECTION CENTER (SWACCC)**

The Reentry on the Road Miller County Coalition held a luncheon in November attended by Chaplain Bradley Warbritton, Administrative Specialist III Lacante Martin, Deputy Warden Shaunda Scoggins, Clinical Supervisor Marilyn Darley, Clinical Supervisor Rhonda Sherman, Treatment Supervisor Tina Maxwell and Warden John Miners.

**TREATMENT:****PROGRAM SUMMARY**

1,575 probationers and parolees were served in the general Substance Use Disorder Treatment programs. Another 1,584 participants were served in the Drug



**TREATMENT, continued:**

Court Treatment programs, bringing the total served to 3,159 for the month.

A total of 729 residents have agreed to participate in Medication-Assisted Treatment (MAT) since the program started in July 2018. A total of 422 were discharged with follow up in the community in progress and 105 have completed the program.

Partnerships are in effect with 78 community providers to continue MAT upon release from an ACC center. The grant ended on September 30, 2022. The State Opioids Response (SOR) III grant award from the Division of Aging Adult and Behavioral Health Services (DAABHS) is pending for the third cycle of the grant that allows continuation of the MAT program as of October 2022. At this time, the anticipated funds release date is December or January.

An Intensive Case Management pilot program in the North Little Rock Parole/Probation Office (Area 8) began in September 2021 and currently has one active participant.

Treatment staff participated in November training that included: UAMS Tobacco Cessation Training for Healthcare Providers, Supervisor's Refresher Course and a Findhelp.org presentation.

**General Treatment Program Summary**

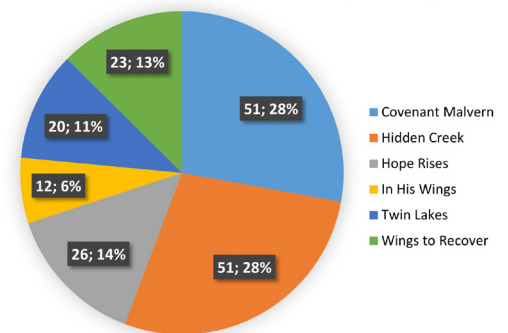
<b>(Non-Drug Court):</b>	<b>Number of Participants</b>
Substance Use Disorder Treatment	1,104
Case Management	96
Continuing Care	277
Domestic Violence Prevention	15
Life Skills	91
Tobacco Use Treatment	4

**REENTRY PROGRAM:****REENTRY FACILITIES:**

As of November 30, ACC had six licensed Reentry Facilities with 184 total residents in Phases I-IV of the Reentry program. Since the program began, a total of 2,728 individuals have successfully completed and graduated from the program. There was a total of 16 reentry graduates during the month.

During the month, 12 new residents were transferred into the Reentry program, five residents started the

Career Readiness Certificate program and 15 residents completed the program. A total of 17 Reentry Facility residents received their driver's license, six received an ID card, 13 received their Social Security card and seven received birth certificates.

**Population by Reentry Facility****REENTRY OFFICERS:**

In November, 134 Reentry residents were reported to be employed and 13 residents were reported to be ineligible for employment at this time. Reentry Officers reported six education referrals that resulted in education enrollment.

Reentry Officers conducted 158 reentry facility office visits, 128 Phase IV office visits, 18 Phase IV home visits and 74 pre-parole plan verifications. Reentry Officers made 32 community contacts within their assigned area during the month and conducted 83 office visits in their area.

**TRANSITIONAL HOUSING:**

There are 20 licensed vendor facilities with 569 beds (454 ACC-funded) in the facilities.

Within the transitional facilities, there are 280 residents who have obtained full-time employment.

In November, two residents reported to have enrolled in GED classes and there are 313 Transitional Housing facility residents who previously received their GED or high school diploma.

During the month, there were 45 registered sex offenders living in transitional facilities.

A total of 55 residents received their driver's license, 159 received an ID card, 164 received their Social Security card and 42 received birth certificates.

A total of 71 residents graduated from the Transitional Housing program, 44 absconded and 23 were dismissed.

## SUPPLEMENTAL REPORTS

## MEDICATION-ASSISTED TREATMENT PROGRAM (MAT) REPORT - NOVEMBER 2022

## MAT Participants

Locations:		MAT Start Dates	Active Program Participants	New Clients in the Program this Month	Dropped Out	Total Active Participants
CACCC - Little Rock		Sep-19	15	5	0	20
EACCC - West Memphis		Jul-18	41	4	1	44
NEACCC - Osceola		Dec-21	7	4	1	10
NWACCC - Fayetteville		Sep-19	5	2	0	7
OMEGA UNIT - Malvern		Jul-18	**ended July 2021		0	0
SWACCC - Texarkana		Jul-18	15	9	0	24
Probation / Parole		2018	89	12	1	100
Medically Withdrawn	Closed Unsuccessful		Successful Completion		Total Active	
68	144		103		168	
			Total # of Participants Since Program Began			672

## Clinical Activities

Action	Jan-22	Feb-22	Mar-22	Apr-22	May-22	Jun-22
Assessments Completed in units	3	5	25	22	9	10
# of Clients Educated in units	298	292	518	463	425	450
# of Clients Released to Supervision	6	6	9	6	15	12
Pre-Release Interviews Completed	6	6	9	9	21	15

## Clinical Activities

Action	Jul-22	Aug-22	Sep-22	Oct-22	Nov-22	Dec-22
# of Assessments Completed in units	6	19	24	15	7	
# of Clients Educated in units	451	377	639	592	526	
# of Clients Released to Supervision	8	9	12	6	10	
Pre-Release Interviews Completed	10	13	10	13	11	



## PAROLE/PROBATION FEE COLLECTIONS AND WAIVERS - NOVEMBER 2022 – [Page 1 of 2]

	Nov-21	Dec-21	Jan-22	Feb-22	Mar-22	Apr-22	May-22	Jun-22	Jul-22	Aug-22	Sep-22	Oct-22	Nov-22
<b>Area 1 - Fayetteville</b>													
Fees Possible	153,650	155,365	154,980	156,415	158,865	160,580	162,645	161,665	161,385	161,210	162,400	162,330	161,420
Fees Collected	143,046	145,917	141,751	147,678	174,308	150,044	121,160	147,363	143,051	159,516	147,952	150,795	143,292
% Collected	93%	94%	91%	94%	110%	93%	74%	91%	89%	99%	91%	93%	89%
% Paying Offenders	57%	57%	57%	56%	60%	56%	43%	53%	51%	56%	53%	55%	52%
% Employed	89%	89%	89%	89%	89%	89%	88%	88%	89%	89%	89%	90%	90%
Fees Converted	2,198	1,725	2,952	1,961	4,919	3,880	2,939	6,446	3,396	2,987	2,937	4,471	3,916
% Converted	1%	1%	2%	1%	3%	2%	2%	4%	2%	2%	2%	3%	2%
Fees Waived	2,870	2,485	2,660	2,695	3,010	2,870	2,730	2,660	2,905	3,080	3,325	3,990	3,815
% Waived	2%	2%	2%	2%	2%	2%	2%	2%	2%	2%	2%	2%	2%
<b>Area 2 - Mountain Home</b>													
Fees Possible	70,525	70,245	69,720	68,565	69,475	70,000	70,770	69,790	70,315	70,490	70,700	71,505	71,610
Fees Collected	66,693	63,599	65,721	69,550	76,699	67,924	59,826	70,237	64,500	71,664	63,232	77,167	69,465
% Collected	95%	91%	94%	101%	110%	97%	85%	101%	92%	102%	89%	108%	97%
% Paying Offenders	61%	59%	61%	62%	65%	61%	52%	58%	56%	60%	57%	62%	60%
% Employed	88%	88%	88%	88%	88%	89%	89%	90%	90%	89%	89%	90%	90%
Fees Converted	-	72	105	362	355	242	336	1,114	756	215	165	655	402
% Converted	0%	0%	0%	1%	1%	0%	0%	2%	1%	0%	0%	1%	1%
Fees Waived	315	385	315	455	700	455	595	490	665	560	420	490	560
% Waived	0%	1%	0%	1%	1%	1%	1%	1%	1%	1%	1%	1%	1%
<b>Area 3 - Searcy</b>													
Fees Possible	116,130	115,360	115,185	114,870	112,770	113,540	114,870	114,415	114,275	113,925	115,815	116,445	115,850
Fees Collected	106,091	108,718	107,212	107,555	125,895	103,473	86,954	109,922	106,257	112,820	108,919	109,884	105,664
% Collected	91%	94%	93%	94%	112%	91%	76%	96%	93%	99%	94%	94%	91%
% Paying Offenders	56%	57%	57%	56%	61%	55%	46%	55%	54%	57%	55%	56%	55%
% Employed	81%	81%	80%	81%	81%	81%	81%	81%	81%	80%	81%	82%	82%
Fees Converted	1,505	1,396	1,234	1,551	1,425	1,585	1,870	2,173	2,563	4,031	3,034	2,349	2,195
% Converted	1%	1%	1%	1%	1%	1%	2%	2%	2%	4%	3%	2%	2%
Fees Waived	3,185	3,290	3,570	3,780	3,185	3,150	2,905	2,835	3,045	2,905	3,045	3,220	3,115
% Waived	3%	3%	3%	3%	3%	3%	3%	2%	3%	3%	3%	3%	3%
<b>Area 4 - Jonesboro</b>													
Fees Possible	102,445	102,830	101,395	99,960	99,050	99,960	102,200	103,425	101,920	101,465	100,800	100,065	99,995
Fees Collected	84,125	89,568	86,875	91,183	106,199	83,072	77,588	88,104	80,584	90,824	89,496	93,105	79,770
% Collected	82%	87%	86%	91%	107%	83%	76%	85%	79%	90%	89%	93%	80%
% Paying Offenders	51%	51%	53%	53%	58%	50%	44%	48%	47%	51%	52%	53%	49%
% Employed	81%	80%	80%	80%	80%	80%	81%	82%	82%	82%	81%	81%	80%
Fees Converted	3,193	2,937	3,091	2,030	4,263	3,122	3,328	6,716	2,990	5,610	4,488	5,813	7,357
% Converted	3%	3%	3%	2%	4%	3%	3%	6%	3%	6%	4%	6%	7%
Fees Waived	6,125	6,160	5,915	5,460	5,600	5,180	5,880	5,740	6,020	5,565	6,055	6,195	6,020
% Waived	6%	6%	6%	5%	6%	5%	6%	6%	6%	5%	6%	6%	6%
<b>Area 5 - Fort Smith</b>													
Fees Possible	104,405	104,370	103,320	103,670	103,530	104,335	104,125	102,795	101,535	101,570	101,850	101,150	102,865
Fees Collected	94,634	90,669	89,547	99,171	118,377	95,968	77,880	91,406	84,363	97,906	89,636	87,938	93,525
% Collected	91%	87%	87%	96%	114%	92%	75%	89%	83%	96%	88%	87%	91%
% Paying Offenders	53%	52%	53%	53%	61%	53%	45%	52%	49%	55%	53%	52%	53%
% Employed	80%	80%	81%	81%	81%	82%	82%	82%	82%	83%	83%	83%	82%
Fees Converted	4,685	8,100	8,712	5,983	7,609	6,518	4,208	6,371	4,158	7,067	3,124	6,070	3,303
% Converted	4%	8%	8%	6%	7%	6%	4%	6%	4%	7%	3%	6%	3%
<b>Area 6 - Conway</b>													
Fees Possible	94,325	93,835	93,100	93,905	92,960	92,995	92,855	92,435	91,735	90,825	90,685	90,825	90,580
Fees Collected	89,105	90,168	87,534	86,936	101,933	85,781	82,503	87,266	77,790	88,593	83,824	87,869	85,177
% Collected	94%	96%	94%	93%	110%	92%	89%	94%	85%	98%	92%	97%	94%
% Paying Offenders	58%	60%	58%	56%	62%	56%	51%	57%	52%	57%	55%	57%	56%
% Employed	81%	80%	81%	81%	81%	81%	81%	82%	81%	82%	83%	83%	82%
Fees Converted	1,715	959	932	868	1,205	601	1,239	1,721	1,881	1,970	1,765	1,840	2,817
% Converted	2%	1%	1%	1%	1%	1%	1%	2%	2%	2%	2%	2%	3%
Fees Waived	1,470	1,505	1,785	1,890	1,715	1,855	1,575	1,645	1,645	1,750	1,785	1,680	1,505
% Waived	2%	2%	2%	2%	2%	2%	2%	2%	2%	2%	2%	2%	2%
<b>Area 8 - Little Rock</b>													
Fees Possible	171,150	169,575	167,055	166,775	167,195	168,105	169,260	168,245	169,610	170,135	169,820	170,275	169,015
Fees Collected	149,709	142,796	151,469	155,469	166,874	153,074	124,203	147,958	134,080	151,726	139,259	150,323	141,568
% Collected	87%	84%	91%	93%	100%	91%	73%	88%	79%	89%	82%	88%	84%
% Paying Offenders	51%	49%	51%	51%	54%	51%	42%	49%	45%	50%	48%	49%	48%
% Employed	83%	82%	82%	81%	82%	83%	83%	82%	83%	83%	83%	83%	82%
Fees Converted	1,742	715	3,588	1,771	2,596	2,599	2,519	4,334	814	4,466	3,696	3,696	5,247
% Converted	1%	0%	2%	1%	2%	2%	1%	3%	0%	3%	2%	2%	3%
Fees Waived	6,335	6,125	6,055	5,880	5,950	5,845	6,055	5,915	6,055	6,195	6,685	6,545	6,370
% Waived	4%	4%	4%	4%	4%	3%	4%	4%	4%	4%	4%	4%	4%
<b>Area 9 - West Memphis</b>													
Fees Possible	51,835	51,415	50,050	50,260	50,050	50,225	49,455	49,630	50,050	49,350	48,615	50,085	49,280
Fees Collected	44,844	45,406	47,396	43,062	58,849	43,207	39,813	44,303	41,076	44,847	43,564	41,220	39,642
% Collected	87%	88%	95%	86%	118%	86%	81%	89%	82%	91%	90%	82%	80%
% Paying Offenders	54%	53%	56%	51%	62%	51%	46%	51%	47%	52%	52%	49%	47%
% Employed	71%	70%	70%	70%	71%	70%	70%	71%	71%	71%	72%	71%	72%
Fees Converted	974	1,051	1,408	2,376	2,222	2,115	3,300	2,277	3,399	1,903	2,571	2,651	1,958
% Converted	2%	2%	3%	5%	4%	4%	7%	5%	7%	4%	5%	5%	4%
Fees Waived	1,260	1,295	1,435	1,470	1,330	1,365	1,190	1,225	1,225	1,190	1,190	945	980
% Waived	2%	3%	3%	3%	3%	3%	2%	2%	2%	2%	2%	2%	2%



## PAROLE/PROBATION FEE COLLECTIONS AND WAIVERS - NOVEMBER 2022 – [Page 2 of 2]

	Nov-21	Dec-21	Jan-22	Feb-22	Mar-22	Apr-22	May-22	Jun-22	Jul-22	Aug-22	Sep-22	Oct-22	Nov-22
<b>Area 10 - Hot Springs</b>													
Fees Possible	97,720	116,095	116,375	115,640	114,205	115,675	115,290	115,570	115,710	114,800	114,765	116,480	115,850
Fees Collected	86,697	105,250	102,976	108,003	125,566	102,106	87,913	110,099	101,062	103,964	100,109	108,223	100,860
% Collected	89%	91%	88%	93%	110%	88%	76%	95%	87%	91%	87%	93%	87%
% Paying Offenders	55%	56%	55%	56%	62%	55%	47%	54%	52%	54%	53%	55%	53%
% Employed	84%	82%	82%	82%	82%	83%	83%	83%	83%	81%	82%	82%	82%
Fees Converted	2,558	2,255	2,409	429	2,423	2,057	1,254	1,330	2,536	3,075	3,559	1,551	2,261
% Converted	3%	2%	2%	0%	2%	2%	1%	1%	2%	3%	3%	1%	2%
Fees Waived	5,985	6,790	7,035	6,965	7,035	6,895	6,930	6,930	7,140	6,965	7,350	7,875	7,420
% Waived	6%	6%	6%	6%	6%	6%	6%	6%	6%	6%	6%	7%	6%
<b>Area 11 - Pine Bluff</b>													
Fees Possible	75,460	93,485	92,960	92,505	91,770	93,625	93,765	93,345	92,505	92,085	92,435	92,715	92,890
Fees Collected	71,369	85,609	85,572	92,612	108,431	78,421	73,760	86,795	84,579	90,242	86,648	84,699	87,828
% Collected	95%	92%	92%	100%	118%	84%	79%	93%	91%	98%	94%	91%	95%
% Paying Offenders	60%	58%	58%	59%	67%	55%	50%	55%	56%	59%	58%	57%	58%
% Employed	77%	76%	74%	74%	75%	76%	76%	76%	75%	75%	75%	76%	76%
Fees Converted	3,264	4,689	3,249	3,773	3,886	3,299	2,904	3,564	4,318	6,303	3,993	3,972	3,787
% Converted	4%	5%	3%	4%	4%	4%	3%	4%	5%	7%	4%	4%	4%
<b>Area 12 - Texarkana</b>													
Fees Possible	89,145	99,785	98,630	99,470	99,715	99,225	99,295	98,700	98,035	96,880	97,125	97,230	97,510
Fees Collected	72,040	88,616	89,321	98,834	111,689	88,228	78,355	94,556	87,248	91,483	91,724	91,814	81,976
% Collected	81%	88%	90%	99%	111%	88%	79%	96%	89%	94%	94%	94%	84%
% Paying Offenders	51%	54%	55%	57%	60%	53%	47%	52%	51%	55%	54%	54%	51%
% Employed	77%	76%	76%	76%	77%	78%	78%	78%	79%	80%	80%	80%	80%
Fees Converted	3,191	5,535	4,170	2,718	2,442	3,636	3,119	2,706	5,192	4,329	3,032	6,696	2,756
% Converted	4%	6%	4%	3%	2%	4%	3%	3%	5%	4%	3%	7%	3%
Fees Waived	1,820	3,150	2,800	2,800	2,975	2,835	2,555	2,555	2,835	2,625	2,835	2,870	2,800
% Waived	2%	3%	3%	3%	3%	3%	3%	3%	3%	3%	3%	3%	3%
<b>Area 13 - El Dorado</b>													
Fees Possible	49,280	-	-	-	-	-	-	-	-	-	-	-	-
Fees Collected	44,820	-	-	-	-	-	-	-	-	-	-	-	-
% Collected	90%	0%	0%	0%	0%	0%	0%	0%	0%	0%	0%	0%	0%
% Paying Offenders	56%	0%	0%	0%	0%	0%	0%	0%	0%	0%	0%	0%	0%
% Employed	72%	0%	0%	0%	0%	0%	0%	0%	0%	0%	0%	0%	0%
Fees Converted	451	-	-	-	-	-	-	-	-	-	-	-	-
% Converted	1%	0%	0%	0%	0%	0%	0%	0%	0%	0%	0%	0%	0%
Fees Waived	3,745	-	-	-	-	-	-	-	-	-	-	-	-
% Waived	8%	0%	0%	0%	0%	0%	0%	0%	0%	0%	0%	0%	0%
<b>Grand Total</b>													
Fees Possible	1,176,070	1,172,360	1,162,770	1,162,035	1,159,585	1,168,265	1,174,530	1,170,015	1,167,075	1,162,735	1,165,010	1,169,105	1,166,865
Fees Collected	1,053,172	1,056,316	1,055,375	1,100,052	1,274,819	1,051,297	909,954	1,078,009	1,004,589	1,103,585	1,044,362	1,083,038	1,028,769
% Collected	90%	90%	91%	95%	110%	90%	77%	92%	86%	95%	90%	93%	88%
% Paying Offenders	55%	55%	55%	55%	61%	54%	46%	53%	51%	55%	53%	54%	53%
% Employed	82%	81%	81%	81%	81%	82%	82%	82%	82%	82%	82%	83%	82%
Fees Converted	25,475	29,431	31,849	23,820	33,343	29,651	27,014	38,750	32,002	41,954	32,364	39,763	35,998
% Converted	2%	3%	3%	2%	3%	3%	2%	3%	3%	4%	3%	3%	3%
Fees Waived	36,295	36,120	36,505	36,225	36,400	36,085	36,155	35,350	36,890	35,945	37,730	39,060	38,010
% Waived	3%	3%	3%	3%	3%	3%	3%	3%	3%	3%	3%	3%	3%

- Fees Possible:** The amount of supervision fees that can be collected per active/electronic monitoring supervision status of offenders for that month only. Does not include annual, pre-trial, and SIS.
- Fees Collected:** Actual amount of money collected that can be deposited in Special Revenue fund. Please keep in mind the amount collected could include an offender that pays three months in advance.
- Fees Converted:** Amount not included in Fees Collected. Represents the amount of money lost by conversions. If this money were collected instead of converted, it would be added to Fees Collected.
- Fees Waived:** Amount not included in Fees Collected. Represents the amount of money lost by waivers. If this money were collected instead of waived, it would be added to Fees Collected.

\*Area 13 - El Dorado was dissolved in December 2021 and the counties in that area were divided between Areas 10, 11 and 12. Area 13 will continue to show on this listing until the January 2023 report when it will drop off naturally as having no collections.



## CENTER POPULATIONS - NOVEMBER 2022

ARDOC

ARKANSAS DEPARTMENT OF CORRECTION

PAGE: 1 of 1

REPORT NO. IPTR500 - 18

ACC OPTION  
STATEWIDE POPULATION REPORT

PROCESSED: 11/30/2022 12:30 AM

REQUESTOR: eOMIS

FOR: 11/30/2022

Location:	In Count	Out To:					Capacity	% Capacity
		ORCU Hosp	Other Hosp	Furlough	Court	Total		
Central AR CCC - Males/ Sanction Males*	21	0	0	0	0	21	0	
Central AR CCC - Males/Males	147	1	0	0	0	148	120	
Central AR CCC - Short Term Drug Court Treatment/Males	0	0	0	0	0	0	30	
<b>Central AR CCC - Males Total</b>	<b>168</b>	<b>1</b>	<b>0</b>	<b>0</b>	<b>0</b>	<b>169</b>	<b>150</b>	<b>112.7%</b>
East Central AR CCC/Females	281	0	0	0	2	283	212	
East Central AR CCC-Females Drug Treatment/Females	8	0	0	0	0	8	50	
East Central AR CCC Supervision Sanction-Female/Females	42	0	0	0	0	42	88	
<b>East Central AR CCC Total</b>	<b>331</b>	<b>0</b>	<b>0</b>	<b>0</b>	<b>2</b>	<b>333</b>	<b>350</b>	<b>95.1%</b>
NE AR CCC - Drug Treatment/Males	20	0	0	0	0	20	25	
NE AR CCC/Males	205	0	0	0	0	205	215	
<b>NE AR CCC Total</b>	<b>225</b>	<b>0</b>	<b>0</b>	<b>0</b>	<b>0</b>	<b>225</b>	<b>240</b>	<b>93.8%</b>
NW AR CCC/Females	117	0	1	0	0	118	114	
<b>NW AR CCC Total</b>	<b>117</b>	<b>0</b>	<b>1</b>	<b>0</b>	<b>0</b>	<b>118</b>	<b>114</b>	<b>103.5%</b>
Omega Supervision Sanction Center/90 Day PV in CCC Males	141	0	0	0	0	141	0	
Omega Supervision Sanction Center/Males	148	0	0	0	3	151	300	
<b>Omega Supervision Sanction Center Total</b>	<b>289</b>	<b>0</b>	<b>0</b>	<b>0</b>	<b>3</b>	<b>292</b>	<b>300</b>	<b>97.3%</b>
SW AR CCC/ Sanction Males*	8	0	0	0	0	8	0	
SW AR CCC/Males	414	0	0	0	2	416	375	
SW AR Supervision Sanction Center/Males	52	0	0	0	0	52	100	
<b>SW AR CCC Total</b>	<b>474</b>	<b>0</b>	<b>0</b>	<b>0</b>	<b>2</b>	<b>476</b>	<b>475</b>	<b>100.2%</b>
<b>In Transit Count:</b>	<b>0</b>							
<b>TOTALS - UNIT COUNT</b>	<b>1,604</b>	<b>1</b>	<b>1</b>	<b>0</b>	<b>7</b>	<b>1,613</b>		
					<b>Male</b>	<b>1,162</b>	<b>1,165</b>	<b>99.7%</b>
					<b>Female</b>	<b>451</b>	<b>464</b>	<b>97.2%</b>
					<b>Total</b>	<b>1,613</b>	<b>1,629</b>	<b>99.0%</b>
<b>County Jail Backup SSP/Females Total</b>	<b>23</b>	<b>0</b>	<b>0</b>	<b>0</b>	<b>0</b>	<b>23</b>		
<b>County Jail Backup SSP/Males Total</b>	<b>58</b>	<b>0</b>	<b>0</b>	<b>0</b>	<b>0</b>	<b>58</b>		
<b>County Jail Backup/Females Total</b>	<b>83</b>	<b>0</b>	<b>0</b>	<b>0</b>	<b>0</b>	<b>83</b>		
<b>County Jail Backup/Males Total</b>	<b>40</b>	<b>0</b>	<b>0</b>	<b>0</b>	<b>0</b>	<b>40</b>		
<b>Reception Center/Females Total</b>	<b>1</b>	<b>0</b>	<b>0</b>	<b>0</b>	<b>0</b>	<b>1</b>		
<b>TOTAL - NONAGENCY</b>	<b>205</b>	<b>0</b>	<b>0</b>	<b>0</b>	<b>0</b>	<b>205</b>		
					<b>Male</b>	98		
					<b>Female</b>	107		
					<b>Total</b>	205		
<b>Re-Entry Act 146 Total</b>	<b>185</b>	<b>0</b>	<b>0</b>	<b>0</b>	<b>0</b>	<b>185</b>	<b>244</b>	<b>75.8%</b>
<b>GRAND TOTAL</b>	<b>1,994</b>	<b>1</b>	<b>1</b>	<b>0</b>	<b>7</b>	<b>2,003</b>		

## RESIDENTIAL CENTERS STATISTICS AT A GLANCE - NOVEMBER 2022

**Resident Admissions:**

CAC: 54  
 ECAC: 0  
 NEAC: 29  
 NWAC: 11  
 OMEGA: 44  
 SWAC: 53

**Resident Releases:**

CAC: 15  
 ECAC: 56  
 NEAC: 45  
 NWAC: 8  
 OMEGA: 51  
 SWAC: 75

**Affordable Healthcare Enrollment:**

CAC: 15  
 ECAC: 66  
 NEAC: 17  
 NWAC: 26  
 OMEGA: 46  
 SWAC: 79

**Wage Class Enrollment:**

CAC: 12  
 ECAC: 0  
 NEAC: 0  
 NWAC: 11  
 OMEGA: 9  
 SWAC: 20

**Shorter College Enrollment:**

CAC: 47  
 ECAC: 100  
 NEAC: 41  
 NWAC: 0  
 SWAC: 76  
 OMEGA: 0

**Henderson State University Enrollment:**

OMEGA: 0  
 SWAC: 11

**Exodus Enrollment:**

CAC: 91  
 ECAC: 0

**Good Grid Enrollment**

CAC: 71  
 ECAC: 36  
 NEAC: 50  
 NWAC: 0

OMEGA: 0  
 SWAC: 18

**Photo IDs Issued:**

CAC: 7  
 ECAC: 8  
 NEAC: 5  
 NWAC: 5  
 OMEGA: 18  
 SWAC: 31

**Drivers Licenses Obtained:**

CAC: 8  
 ECAC: 10  
 NEAC: 3  
 NWAC: 3  
 OMEGA: 7  
 SWAC: 10

**MAT Participants:**

CAC: 14  
 ECAC: 37  
 NEAC: 12  
 NWAC: 5  
 OMEGA: 0  
 SWAC: 16

**Number of Volunteers:**

CAC: 37  
 ECAC: 53  
 NEAC: 54  
 NWAC: 84  
 OMEGA: 9  
 SWAC: 53

**Number of Volunteer Hours:**

CAC: 163  
 ECAC: 153  
 NEAC: 52  
 NWAC: 287.5  
 OMEGA: 26.13  
 SWAC: 686

**GED Enrollment:**

CAC: 35  
 ECAC: 57  
 NEAC: 27  
 NWAC: 30  
 OMEGA: 14  
 SWAC: 106

**GED Completed:**

CAC: 1  
 ECAC: 2  
 NEAC: 4  
 NWAC: 1  
 OMEGA: 1  
 SWAC: 3

**AA/NA Attendance:**

CAC: 103  
 ECAC: 330  
 NEAC: 30  
 NWAC: 62  
 OMEGA: 53  
 SWAC: 218

**Celebrate Recovery Attendance:**

CAC: 37  
 ECAC: 0  
 NEAC: 17  
 NWAC: 0  
 OMEGA: 0  
 SWAC: 44



## PAROLE/PROBATION POPULATION

**Active:**

Includes current status of Active, Abscond and Electronic Monitoring

**Inactive:**Includes current status of Non Reporting, Unsupervised, SIS  
(Suspended Imposition of Sentence), Incarcerated and Out to Other State**Statewide Totals by Current Supervision Status  
(Active and Inactive) as of December 4, 2022**

<b>Area</b>	<b>Active</b>	<b>Inactive</b>	<b>TOTAL</b>
<b>Area 1-Fayetteville</b>	<b>7,231</b>	<b>2,950</b>	<b>10,181</b>
<b>Area 2-Mountain Home</b>	<b>2,535</b>	<b>630</b>	<b>3,165</b>
<b>Area 3-Searcy</b>	<b>4,729</b>	<b>1,310</b>	<b>6,039</b>
<b>Area 4-Jonesboro</b>	<b>3,930</b>	<b>1,916</b>	<b>5,846</b>
<b>Area 5-Fort Smith</b>	<b>3,939</b>	<b>4,075</b>	<b>8,014</b>
<b>Area 6-Conway</b>	<b>3,545</b>	<b>1,116</b>	<b>4,661</b>
<b>Area 8-Little Rock</b>	<b>7,375</b>	<b>1,207</b>	<b>8,582</b>
<b>Area 9-West Memphis</b>	<b>2,004</b>	<b>422</b>	<b>2,426</b>
<b>Area 10-Hot Springs</b>	<b>5,217</b>	<b>1,019</b>	<b>6,236</b>
<b>Area 11-Pine Bluff</b>	<b>4,255</b>	<b>898</b>	<b>5,153</b>
<b>Area 12-Texarkana</b>	<b>4,124</b>	<b>1,466</b>	<b>5,590</b>
<b>ISC</b>	<b>7</b>	<b>1,764</b>	<b>1,771</b>
<b>Statewide Totals by Status</b>	<b>48,891</b>	<b>18,773</b>	<b>67,664</b>

## PAROLE/PROBATION POPULATION

Statewide Totals by Current Supervision Status as of December 4, 2022

Area	Active			Inactive					OVERALL TOTALS PER AREA
	Active (Direct Supv)	Electronic Monitoring (Direct)	Absconded	Incarcerated	Non- Reporting	Out to Other State	Unsupervised	Suspnd Imposition of Snt (SIS)	
Area 1-Fayetteville	5,186	39	2,006	566	447	608	274	1,055	10,181
Area 2-Mountain Home	2,120	13	402	150	110	144	66	160	3,165
Area 3-Searcy	3,598	6	1,125	197	182	228	54	649	6,039
Area 4-Jonesboro	3,071	10	849	238	231	171	102	1,174	5,846
Area 5-Fort Smith	3,138	24	777	241	315	150	126	3,243	8,014
Area 6-Conway	2,725	2	818	236	153	106	44	577	4,661
Area 8-Little Rock	5,103	131	2,141	315	326	47	205	314	8,582
Area 9-West Memphis	1,441	2	561	124	57	46	20	175	2,426
Area 10-Hot Springs	3,672	27	1,518	271	172	101	160	315	6,236
Area 11-Pine Bluff	2,943	27	1,285	222	100	72	151	353	5,153
Area 12-Texarkana	2,950	16	1,158	324	244	281	96	521	5,590
ISC			7	16	72	1,676			1,771
Statewide Totals by Current Supervision Status	35,947	297	12,647	2,900	2,409	3,630	1,298	8,536	67,664

Offender Count Active Excluding Absconders

36,244

## Explanation for "Current Supervision Status"

**Active Supervision:**

Offender is currently on Active/Direct Supervision Status.

**Electronic Monitoring:**

Offender is currently on an Electronic Monitor.

**Incarcerated:**

Offender is currently incarcerated including the following:

- Parole Holds (in state and out-of-state)
- ACT 570 Holds
- County Jail (including possible new charges—felony or misdemeanors—or serving commitments for traffic fines, court commitments, etc).

**Non Reporting:**

Drug Court offender currently in a Community Correction Center for sanction or court commitment, on detainer (federal or ICE hold), out-of-state, in CCC Residential Treatment, nursing home, hospital, or Arkansas State Hospital.

Out-To-Other-State:

Offender supervised out of Arkansas through Interstate Compact.

**Unsupervised:**

Parolee whose earned Good Time has met the requirements for unsupervised parole, probationers who received Unsupervised Sentence (e.g., five-year probation sentence specified as 3 years supervised and an additional 2 years unsupervised probation; or an unsupervised probation sentence which is common for misdemeanor offenses (e.g., 1 year unsupervised probation term).

**Suspended Imposition of Sentence (SIS):**

Offender received a suspended term of supervision.



## REGULAR PAROLE/PROBATION CASELOADS

## Regular P&amp;P Caseloads/Workloads By Area

12/1/22

AREA	Authorized Officers	Filled	Regular P&P Offenders				Total Active Offenders	Caseload Ratio (Authorized Positions)	Caseload Ratio (Filled Positions)	Work Units	Workload (Authorized Positions)	Workload (Filled Positions)	Total Indirect
			Maximum	Medium	Minimum	Pending							
AREA 01	52	50	216	1,930	2,360	173	4,679	90	94	7,132	137	143	4,476
AREA 02	20	19	131	662	997	28	1,818	91	96	2,756	138	145	714
AREA 03	37	37	160	1,549	1,290	73	3,072	83	83	4,986	135	135	1,902
AREA 04	33	32	151	1,016	1,499	88	2,754	83	86	4,116	125	129	2,458
AREA 05	29	29	229	999	1,275	74	2,577	89	89	4,077	141	141	4,041
AREA 06	30	27	132	1,033	1,232	60	2,457	82	91	3,786	126	140	1,215
AREA 07/08	67	60	353	2,303	2,078	156	4,890	73	82	7,998	119	133	2,055
AREA 09	18	17	144	503	700	40	1,387	77	82	2,201	122	129	659
AREA 10	40	39	244	1,355	1,606	62	3,267	82	84	5,146	129	132	1,742
AREA 11	35	33	185	1,232	1,037	55	2,509	72	76	4,147	118	126	1,474
AREA 12	35	30	239	1,123	1,374	74	2,810	80	94	4,454	127	148	1,794
Statewide	396	373	2,184	13,705	15,448	883	32,220	902	955	50,800	1,417	1,501	22,530
Area Average			199	1,246	1,404	80	2,929	82	87	4,618	129	136	

<sup>1</sup> Regular P&P Caseloads/Workloads include offenders with Active (Direct), Electronic Monitoring, and Incarcerated supervision statuses. Incarcerated here refers to temporary jail stays.  
<sup>2</sup> Offenders on Annual or Indirect Supervision are excluded from caseload/workload counts and ratios.  
<sup>3</sup> Specialty Court Offender figures shown here are only those assigned to regular P&P officers. These offenders are not counted in caseload or workload ratios.  
<sup>4</sup> Indirect totals here are for offenders in Non-Active supervision statuses or those under Annual Supervision.

## PAROLE/PROBATION CASELOADS FOR SPECIALTY COURTS

## Specialty Court Caseloads/Workloads By Area

AREA	Authorized Officers	Filled	Regular P&P Offenders				Total Regular P&P Offenders	Total Active Specialty Court Offenders	Total Indirect Including Regular & Specialty	Caseload Ratios (Based on Active/Direct offenders)			Workload		
			Maximum	Medium	Minimum	Unassigned				P&P	Specialty	Mixed	Work Units	Workload (Authorized Positions)	Workload (Filled Positions)
AREA 01	10	10	1	25	5	0	31	469	187	3	47	50	942	94	94
AREA 02	5	5	30	171	153	5	359	22	97	72	4	76	640	128	128
AREA 03	7	6	15	130	162	5	312	97	255	45	14	58	627	90	104
AREA 04	6	6	16	122	93	8	239	109	91	40	18	58	558	93	93
AREA 05	9	9	9	76	198	4	287	320	306	32	36	67	921	102	102
AREA 06	6	6	25	70	110	8	213	94	277	36	16	51	490	82	82
AREA 07/08	2	2	3	7	1	1	12	59	53	6	30	36	135	67	67
AREA 09	2	2	11	32	74	3	120	26	85	60	13	73	212	106	106
AREA 10	7	7	20	74	113	6	213	114	314	30	16	47	531	76	76
AREA 11	7	6	17	106	96	3	222	106	272	32	15	47	523	75	87
AREA 12	5	5	22	71	114	12	219	94	221	44	19	63	479	96	96
Statewide	66	64	169	884	1,119	55	2,227	1,510	2,158	34	23	57	6,057	1,008	1,036
Area Average			15	80	102	5		137		36	21	57	797	92	95

<sup>1</sup>Specialty Court Caseloads/Workloads include offenders who are assigned to officers in Specialty Court positions who have Active (Direct), Electronic Monitoring, or Incarcerated supervision statuses.

<sup>2</sup>Offenders on Indirect or Annual Supervision are not included in caseload counts or ratios. Annual supervision counts include both regular P&P and Specialty Court offenders assigned to Specialty Court officers.

<sup>3</sup>Offenders in risk-level columns above are regular P&P offenders who are supervised by officers in Specialty Court positions.

## Specialized Caseloads

AREA	Authorized Officers	Totals	Ratios
		Offenders	Caseload
INTENSIVE SUPERVISION	14	395	25
INTERSTATE COMPACT	0	1,767	0
SPECIAL RESPONSE TEAM	18	4,553	250
Statewide	32	6,715	152

This page and the next contain statewide caseload information for ACC. Caseloads are presented separately for regular parole and probation, specialty court, and specialized caseloads. This version is specifically designed for quarterly legislative reporting and differs from the daily caseloads/workloads report.

Beyond the exclusion of workloads calculation, it is important to note that direct supervision in these tables includes regular parole and probation and specialty court (including regular parole and probation offenders carried by specialty court officers) offenders with active (direct), electronic monitoring, or incarceration supervision status, as well as absconders assigned to SRT officers. Offenders on annual supervision are counted as indirect.

## PAROLE/PROBATION CASELOADS

## Caseloads By Area

12/1/22

AREA	Cases	Authorized Officers	Vacant	Filled	Total Active	Total Indirect	Totals:
AREA 01	AREA CASES	62	2	60	5,179	4,663	9,842
AREA 02		25	1	24	2,199	812	3,011
AREA 03		44	1	43	3,481	2,163	5,644
AREA 04		39	1	38	3,102	2,549	5,651
AREA 05		38	0	38	3,184	4,347	7,531
AREA 06		36	3	33	2,764	1,494	4,258
AREA 07/08		69	7	62	4,961	2,108	7,069
AREA 09		20	1	19	1,533	744	2,277
AREA 10		47	1	46	3,594	2,056	5,650
AREA 11		42	3	39	2,837	1,746	4,583
AREA 12		40	5	35	3,123	2,015	5,138
<b>TOTALS</b>	<b>AREA CASES</b>	<b>462</b>	<b>25</b>	<b>437</b>	<b>35,957</b>	<b>24,697</b>	<b>60,654</b>
INSTITUTIONAL PAROLE	SPECIALIZED CASES	28	0	28	0	0	0
INTENSIVE SUPERVISION		14	1	13	350	45	395
INTERSTATE COMPACT		0	0	0	28	1,739	1,767
RE-ENTRY		11	0	11	0	0	0
SEX OFFENDER ASSESSMENT		12	0	12	0	0	0
SPECIAL RESPONSE TEAM		18	0	18	21	4,532	4,553
<b>TOTALS</b>	<b>SPECIALIZED CASES</b>	<b>83</b>	<b>1</b>	<b>82</b>	<b>399</b>	<b>6,316</b>	<b>6,715</b>
<b>Statewide TOTALS</b>		<b>545</b>	<b>26</b>	<b>519</b>	<b>36,356</b>	<b>31,013</b>	<b>67,369</b>

**Caseloads are presented in distinct officer groupings:**

**Regular:** These are officers carrying normal Probation and Parole caseloads.

**Specialty Court:** These officers supervise offenders in specialty courts. Note that these officers may also carry regular P/P offenders, and these offenders are reflected in the specialty court caseload/workload figures; however, separate caseload/workload ratios are calculated for the regular and specialty court portions of a specialty court officer's caseload, in addition to a combined, or mixed, ratio.

**Specialized:** These officers supervise strategically specialized caseloads consisting of offenders requiring heightened supervision protocols (intensive supervision) and parolees who have absconded supervision (Special Response Team).

**Indirect:** These are offenders for whom their sentence, circumstance, or current status is associated with a reduced supervision obligation for the officers they are assigned to. Generally, these include offenders in non-reporting status, those on suspended sentences (SIS), and interstate compact offenders. Offenders on annual supervision are also included in this group.

## PAROLE/PROBATION RISK LEVELS

## Statewide Risk Levels by Caseload Types as of December 4, 2022

CURRENT RISK LEVELS	Parole	Probation	Drug Court	Hope Court	Mental Health Court	Veterans Court	Swift Courts	Pre Trial/ Drug Court	Pre Trial/ Pre-Adjudicated	Pre Trial/ Regular	Pre Trial/ Veterans Court	Suspended	Ext Sex Offender Supv	Totals
Maximum	2,819	1,566	192	2		4		1		1		315	1	4,901
Medium	9,343	12,258	1,074	36	11	51	2	4	23	16		1,549	3	24,370
Minimum	5,978	16,041	561	12	7	52	4	10	57	4	2	1,410		24,138
Annual Reporting	2,227	1,190	1			1						169		3,588
Unassigned	2,879	2,379	61	2	2	2		15	3	15	1	5,308		10,667
Sum:	23,246	33,434	1,889	52	20	110	6	30	83	36	3	8,751	4	67,664

## CURRENT RISK LEVELS ASSIGNED EXPLANATION:

- Maximum- last risk level score as "High"
- Medium- last risk level score as "Medium"
- Minimum- last risk level score as "Low"
- Annual- identifies offenders that are supervised Annual Reporting
- Unassigned- no ARORA has been completed or offender is currently supervised as "Unsupervised" where the risk level was changed to unassigned

## Statewide Risk Levels by Caseload Supervision Status as of December 4, 2022

RISK LEVELS BY CURRENT SUPERVISION STATUS	Maximum	Medium	Minimum	Annual Reporting	Unassigned	Sum:
Active (Direct Supv)	2,179	14,000	16,614	2,793	361	35,947
Electronic Monitoring (Direct)	107	170	17		3	297
Absconded	1,487	5,730	3,423	79	1,928	12,647
Incarcerated	431	1,312	498	10	649	2,900
Non-Reporting	256	770	491	12	880	2,409
Out to Other State	127	753	1,306	44	1,400	3,630
Unsupervised	12	117	399	481	289	1,298
Suspnd Imposition of Snt (SIS)	302	1,518	1,390	169	5,157	8,536
Sum:	4,901	24,370	24,138	3,588	10,667	67,664



## PAROLE/PROBATION GAINS AND LOSSES - NOVEMBER 2022

Gains and Losses	Probation	Parole	Pre-Trial	Suspended	Sum:
Intakes	716	669	22	121	1,528
Sanction Release from SSP	12	121			133
<b>Total Gains</b>	<b>728</b>	<b>790</b>	<b>22</b>	<b>121</b>	<b>1,661</b>
Revocations/or New ADC or CCC Sentence	225	315	3	37	580
Sanction Incarceration SSP	3	95			98
Terminations	511	199	8	146	864
<b>Total Losses</b>	<b>739</b>	<b>609</b>	<b>11</b>	<b>183</b>	<b>1,542</b>

## SRT TASK FORCE REPORT - NOVEMBER 2022

ARRESTS:	
Absconders	57
Active Supervision	44
Collateral Arrests	138
SRT Total:	41
Task Force Total:	231

SRT Plus Task Force Total:	272
Felony Charges	525
Misdemeanor Charges	141
Traffic Charges	88
Narcotics Arrests	131

CONFISCATIONS:	
Marijuana	1,736.22 grams
Meth	3,352.36 grams
Cocaine	85.06 grams
Fentanyl	96.00 grams
MDMA	52.00 grams
Fentanyl Pills	75 pills
Prescription Pills	349.5 pills
Handguns	33
Rifles	5
Recovered Vehicles	15
Drug Paraphernalia	89 items
Currency Seized	\$32,056.00

## PAROLE/PROBATION COMMUNITY SERVICE - NOVEMBER 2022

## Community Service Report

AREAS	CITIES WITHIN AREA	2021 TOTALS	2021	2022										NOVEMBER		2022 TOTALS
			DECEMBER	JANUARY	FEBRUARY	MARCH	APRIL	MAY	JUNE	JULY	AUGUST	SEPTEMBER	OCTOBER	NUMBER OF PARTICIPANTS	NUMBER OF HOURS	
1	Bentonville, Fayetteville, Huntsville	13,384.80	829.00	1,238.00	1,104.00	656.00	800.00	1,223.50	623.50	1,090.00	1,127.00	1,404.00	1,059.25	142	1,594.25	11,919.50
2	Harrison, Mountain Home, Salem, Mountain View, Berryville	5,971.00	503.50	244.00	349.50	364.50	490.50	721.00	355.00	910.00	511.50	1,126.25	566.00	23	570.00	6,208.25
3	Searcy, Newport, Walnut Ridge, Ash Flat, Heber Springs, Batesville, Pocahontas, Lonoke	13,226.00	1,004.00	1,645.00	1,036.00	1,835.00	1,558.00	1,835.00	1,606.00	1,686.00	1,912.00	2,431.83	3,108.00	71	1,577.00	20,229.83
4	Jonesboro, Paragould, Osceola	2,890.20	206.00	264.00	183.50	440.50	385.50	256.50	674.00	264.00	481.00	476.00	707.00	64	618.00	4,750.00
5	Fort Smith, Booneville, Clarksville, Ozark, Mena	9,999.50	1,091.00	1,052.00	1,104.00	773.00	784.00	837.00	661.50	740.00	880.00	647.00	870.50	109	783.00	9,132.00
6	Conway, Russellville, Morrilton, Danville	6,222.70	168.00	191.95	294.52	161.65	226.20	718.71	523.44	556.00	846.00	541.00	952.00	33	454.00	5,465.47
8	Little Rock, North Little Rock	12,191.00	939.00	1,061.00	1,212.00	1,377.00	2,098.50	2,284.50	2,340.25	1,190.00	1,969.00	1,080.00	986.00	58	2,066.00	17,664.25
9	Forrest City, Helena, West Memphis	2,773.30	168.50	141.80	206.00	265.60	306.91	313.60	286.00	417.40	256.60	305.08	277.20	45	338.20	3,114.39
10	Malvern, Benton, Sheridan, Arkadelphia, Hot Springs, Benton, Camden, Fordyce	4,535.60	345.00	412.50	371.50	612.50	968.00	812.50	855.00	790.75	817.40	965.75	619.25	6	54.00	7,279.15
11	Pine Bluff, Stuttgart, Monticello, El Dorado, Crossett	6,017.80	670.20	529.50	400.30	578.75	559.25	631.50	859.00	684.50	769.00	688.00	588.25	68	1,017.00	7,305.05
12	Texarkana, Ashdown, Hope, Lewisville, Nashville, Magnolia	4,618.50	870.80	1,034.00	761.00	1,107.25	1,100.50	769.50	722.60	1,028.50	1,095.40	889.15	920.40	35	431.00	9,859.30
13	Area Dissolved	2,948.60														
TOTAL		84,779.00	6,795.00	7,813.75	7,022.32	8,171.75	9,277.36	10,403.31	9,506.29	9,357.15	10,664.90	10,554.06	10,653.85	654.00	9,502.45	102,927.19

## Litter Crew Report

AREAS	CITIES WITHIN AREA	2022				NOVEMBER		FY2023 TOTALS
		JULY	AUGUST	SEPTEMBER	OCTOBER	NUMBER OF PARTICIPANTS	NUMBER OF HOURS	
2	Harrison, Mountain Home, Salem, Mountain View, Berryville	87.0	106.0	174.0	106.0	12	216.0	689.0
3	Searcy, Newport, Walnut Ridge, Ash Flat, Heber Springs, Batesville, Pocahontas, Lonoke	102.0	144.0	22.0	68.0	9	64.0	400.0
4	Jonesboro, Paragould, Osceola	16.0	0.0	16.0	32.0	0	0.0	64.0
5	Fort Smith, Booneville, Clarksville, Ozark, Mena	34.0	40.0	17.0	28.0	10	30.0	149.0
6	Conway, Russellville, Morrilton, Danville	0.0	10.0	20.0	0.0	0	0.0	30.0
9	Forrest City, Helena, West Memphis	24.0	22.0	18.0	20.0	0	0.0	84.0
TOTAL		263.0	322.0	267.0	254.0	31	310.0	1,416.0

## County Work Project Report

AREAS	2022				NOVEMBER			FY2023 TOTALS
	JULY	AUGUST	SEPTEMBER	OCTOBER	COUNTIES WHERE WORK COMPLETED	NUMBER OF PROBATIONERS AND PAROLEES	NUMBER OF HOURS	
1	88.0	4.0	57.0	0.0	Benton	1	8.0	157.0
10	0.0	10.0	220.0	0.0	Garland, Hot Spring	2	20.0	250.0
11	0.0	0.0	273.0	2.0	Jefferson	0	0.0	275.0
TOTAL	88.0	14.0	550.0	2.0		3	28.0	682.0

## PAROLE/PROBATION REVOCATIONS

## Revocation Events By Supervision Types and Area - November 2022

Area	Supervision Type	Revoked (Sent to ADC)	Revoked (Sent to CCC)	Revoked (Other)	New ADC/ CCC Sentence
Area 1-Fayetteville	Probation	7	2	24	3
Area 2-Mountain Home		8		5	2
Area 3-Searcy		14	4	6	4
Area 4-Jonesboro		3	6	5	8
Area 5-Fort Smith		3	1	3	1
Area 6-Conway		12	6		7
Area 8-Little Rock		4		29	1
Area 9-West Memphis		1			3
Area 10-Hot Springs		5	1	12	4
Area 11-Pine Bluff		3	1	6	2
Area 12-Texarkana		12	4	3	
Total by Supervision Type	Probation	72	25	93	35
Area 1-Fayetteville	Parole	36			2
Area 2-Mountain Home		7	1		2
Area 3-Searcy		27			2
Area 4-Jonesboro		24			1
Area 5-Fort Smith		27			3
Area 6-Conway		19			5
Area 8-Little Rock		55			3
Area 9-West Memphis		14			3
Area 10-Hot Springs		31			5
Area 11-Pine Bluff		26			3
Area 12-Texarkana		17			2
Total by Supervision Type	Parole	283	1		31
Area 11-Pine Bluff	Pre-Trial			3	
Total by Supervision Type	Pre-Trial			3	
Area 3-Searcy	Suspended	2		1	2
Area 4-Jonesboro					4
Area 5-Fort Smith				1	19
Area 8-Little Rock					1
Area 11-Pine Bluff		4			1
Area 12-Texarkana				1	1
Total by Supervision Type	Suspended	6		3	28
	TOTAL BY SUPERVISION EVENT	361	26	99	94



## REVOCATION HEARINGS

### Parole Revocation Hearings and Outcomes - November 2022

Hearing Outcome	Laws and Technical	Laws Only	Technical Only	Total By Hearing Outcome
Administrative Revocation		59	2	61
Deferred	6	1		7
Reinstate	6	1	1	8
Revoked	39	2	2	43
Waived	207	15	9	231
<b>Total By Violation Type</b>	<b>258</b>	<b>78</b>	<b>14</b>	<b>350</b>

Note: Excludes SSP Sanction Hearings

ACT 1029 HEARINGS HELD	Total
Revoked	17
Waived	8
<b>Total # ACT 1029 Hearings</b>	<b>25</b>

Note: Included in totals for Hearing Outcomes

## SUPERVISION SANCTIONS

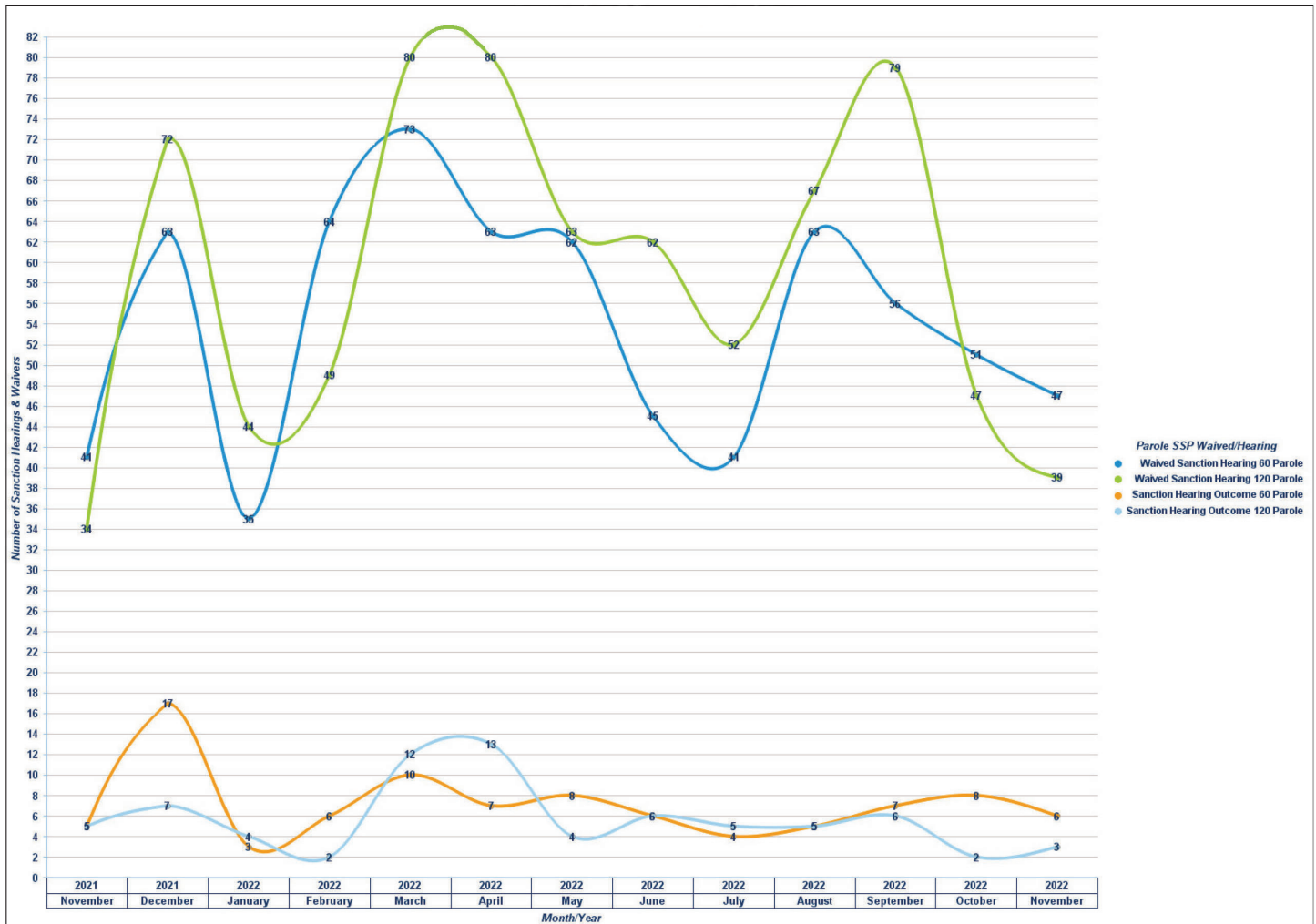
### Supervision Sanction Hearings and Waivers

11/1/2022 - 11/30/2022

Sanction Hearing Outcome	Sanction Hearing Type	Parole	Probation	Sum:
Sanction Hearing Outcome 60 Parole	Sanction Hearing	92		92
Sanction Hearing Outcome 90 Probation			3	3
Sanction Hearing Outcome 120 Parole		74		74
Sanction Hearing Outcome 180 Probation			1	1
<b>Totals:</b>	<b>Sanction Hearing</b>	<b>166</b>	<b>4</b>	<b>170</b>
Waived Sanction Hearing 60 Parole	Waived Sanction Hearing	703	1	704
Waived Sanction Hearing 90 Probation		3	80	83
Waived Sanction Hearing 120 Parole		768		768
Waived Sanction Hearing 180 Probation			25	25
<b>Totals:</b>	<b>Waived Sanction Hearing</b>	<b>1,474</b>	<b>106</b>	<b>1,580</b>
	<b>Overall Totals:</b>	<b>1,640</b>	<b>110</b>	<b>1,750</b>

**Note:** SSP lengths for parolees only were changed in July 2021.

## PAROLE SANCTION HEARINGS AND WAIVERS TO SSP



## PAROLE/PROBATION DRUG TESTING

**Regular Probation and Parole  
Positive Tests During November 2022**

Offender Urine Tests Administered this Period: 7,556

Number of Offenders Testing Positive: 2,709

Drug Tested	Count
THC/Marijuana	1,621
Methamphetamines	1,603
Amphetamines	1,091
Benzodiazepines	184
Cocaine	163
Heroin/Opiates	67
Oxycodone	59
Ecstasy	43
Ethyl Glucuronide	43
Alcohol	39
Fentanyl	34
Buprenorphine	27
Barbiturates	22
Hydrocodone	20
Methadone	20
Morphine	14
Propoxyphene	12
K2 (SPICE)	7
PCP	7
Tramadol	7
Methadone Metabolite	4
Crack	3
Methaqualone	3
Prescription Abuse	3
Cotinine	1
Creatinine	1
Heroin Metabolite	1
Inhalants	1
<b>Total</b>	<b>5,100</b>

**Drug Courts****Positive Tests During November 2022**

Offender Urine Tests Administered this Period: 7,205

Number of Offenders Testing Positive: 270

Drug Tested	Count
Buprenorphine	335
THC/Marijuana	169
Methamphetamines	146
Amphetamines	135
Benzodiazepines	55
Ethyl Glucuronide	47
Methadone	16
Tramadol	15
Ecstasy	13
Cocaine	12
Morphine	12
Fentanyl	11
Heroin/Opiates	9
Oxycodone	9
Barbiturates	7
Alcohol	6
Creatinine	5
Kratom	5
K2 (SPICE)	4
Inhalants	2
Hydrocodone	1
PCP	1
<b>Total</b>	<b>1,015</b>

**Specialty Courts****Positive Tests During November 2022**

Offender Urine Tests Administered this Period: 161

Number of Offenders Testing Positive: 10

Drug Tested	Count
THC/Marijuana	10
Amphetamines	3
Methamphetamines	3
Benzodiazepines	1
Morphine	1
<b>Total</b>	<b>18</b>