



# DIVISION OF COMMUNITY CORRECTION BOARD REPORT

September 2024

Jim Cheek  
Director



## COMMUNITY SUPERVISION AREA HIGHLIGHTS:

### AREA 2



On August 6, Agents Hunter Boles and Cody Bruyette, assisted by Izard County Sheriff Melton, conducted a home visit on Chapel Hill Road in

Izard County. The home visit resulted in the discovery of a marijuana grow and three firearms; including, a .44 caliber black powder revolver, a .410 bore Mossburg pump shotgun, and a .22 caliber semi-automatic rifle. All evidence was collected by Izard County Sheriff's Department and the offender was brought into custody.




### AREA 5

On 08/14/2024, Officers Moore and Risley with the assistance of Crawford County Sheriff's Office and the 12th/21st District Drug Task Force conducted a Residence



Search at Offender Michael Timberlake's residence 21035 Mount Gaylor Drive, Winslow Ar. Officers were notified by a School Resource Officer that

there were "trash bags full of weed and guns." The SRO also stated the adolescent in the home was in fear of his life. Officers conducted the search about 3:30 pm and found trash bags full of marijuana, a single shot rifle/shotgun, scales, and paraphernalia. The offender was placed in custody.



### AREA 8

On 8/21/2024 the ACC ISP Team long with the Pulaski County Sheriff's Office conducted a home visit to 6925

Highway 300, Little Rock, Arkansas 72223, the last reported address of Christopher Case (PID# 0352491). ISP Agent Wright also received information that Jessica Lindley (PID# 0198403 is also Christopher Case's wife), Kevin Bailey (PID#0019604), and Sam Harris (PID# 0007917) may also be at the residence. When agents arrived at the residence contact with made with Kevin Bailey (PID#0019604)



outside and he was taken into custody without incident. Agents also located numerous individuals outside. When conducting a search of the residence and the

structures on the property, Agents located William Edwards (PID# 0125043), Sam Harris (PID# 0007917), Misty Williams (PID#0153547), Kristopher Graves (PID# 0128149), and Broderick Podolak (PID# 0258868). Christopher Case (PID# 0352491) arrived at the location in a white work truck and was taken in custody on this outstanding probation warrant. Agents and the PSCO searched the property and located small amounts of narcotics and drug paraphernalia. Individuals not under supervision that received charges where cited and released by the Pulaski County Sheriff's Office.

### AREA 11

On 8/9/24, a traffic stop was conducted by Arkansas State Police Trooper Walker Morphis near the Lake Village Post Office at the address of 206 South Cokley Street in Lake Village.

**AREA HIGHLIGHTS, continued:**

Trooper Morphis ran the license plate to the vehicle and it returned to Shaun Watts. Watts is on active felony probation and has a search waiver on file. Agent Johnston was present at the traffic stop to assist Trooper Morphis in searching the vehicle.

Trooper Morphis made contact with the driver, Shaun Watts. Trooper Morphis advised Watts to exit the vehicle and asked if he had anything illegal or weapons on him. Watts stated that he had a bag of marijuana in his pocket and began to reach in his pocket. Trooper Morphis directed Watts to not reach into his pockets and that he would pat him down and retrieve whatever he had on his person. Watts became nervous and began to reach for his for his pocket again. Trooper Morphis directed Watts to face the vehicle and place his hands behind his back due to him being non-compliant and advised Watts that he was being detained. Watts became agitated and stated that all he had was a bag of marijuana on him. Trooper Morphis placed Watts in handcuffs and began escorting him to his patrol unit. Agent Johnston approached the vehicle to begin searching the vehicle. Agent Johnston heard Trooper Morphis giving verbal commands for Watts to stop running and stop resisting. Agent Johnston then looked around the vehicle and noticed that Watts had fled on foot across the street from Trooper Morphis. Trooper Morphis and Agent Johnston gave verbal commands for Watts to stop running and stop resisting to which he did not comply. Agent Johnston caught up with Watts and Watts was taken into the prone position. Trooper Morphis arrived along with Drug Task Force Agents Perry, Slaughter, and Michel. Deputy Carroll Sirmon also arrived on scene. Agent Perry and Agent Johnston assisted Watts onto his feet and Watts attempted to flee once again. Watts was directed to stop resisting and Watts continued to resist. Agent Perry and Deputy Sirmon attempted to place Watts in his patrol unit and Watts remained non-compliant. Watts placed his feet on the backseat so that he could not be placed in the vehicle. Deputy Sirmon took Watts into the prone position and directed him to stop resisting. Watts continued to resist but finally ceased his actions. Leg restraints were placed on Watts and he was placed in a patrol unit and transported to the Lake Village Jail by Deputy Thomas. A search of Watts's vehicle

was conducted by Agent Slaughter and Trooper Menotti. Approximately 51 grams of suspected ecstasy pills were located in the vehicle along with a large bag of suspected marijuana. A home visit was conducted at Watts's reported address of 401 Jackson Street in Lake Village. Made contact with an unknown female and also made contact with probationer Kevin Smith (PID# 0237623). Search was conducted by Agent Johnston, Troopers Morphis and Mennotti, and Drug Task Force Agents Slaughter, Michel, and Perry. A .40 caliber pistol round was located on top of a dresser drawer in Watts's bedroom. Agent Johnston asked Smith where the firearm was located and he stated that it was under the towels near the bathroom. Trooper Morphis picked up a stack of towels and located a .40 caliber Smith and Wesson handgun. Agent Johnston cleared the weapon and made the weapon safe. Smith stated that Watts hid the gun there a couple of days ago. The handgun was removed from the residence. Agents and Troopers left the residence without incident.


As of 8/9/24, Watts committed the felony offenses of Possession with Intent to Deliver a Controlled Substance Schedule



I Ecstasy, Possession with Intent to Deliver a Controlled Substance Schedule VI, Possession of Firearm by Certain Persons, and misdemeanor Fleeing on Foot, DWI, and Resisting Arrest. Watts is being held at the Lake Village Jail awaiting his First Appearance. Violation Report will be completed.

**RESIDENTIAL SERVICES:****CENTRAL ARKANSAS COMMUNITY CORRECTION CENTER (CACCC)**

Recently, the UAMS Police Department called on the Central Arkansas Community Correction Center - AR DOC Regional Maintenance Crew for assistance, and they answered the called. The crew began renovations on what will become evidence storage and dispatch for the department.



**TREATMENT:**

**PROGRAM SUMMARY**

2,381 probationers and parolees were served in the general Substance Use Disorder Treatment programs. Another 1,578 participants were served in the Drug Court Treatment programs, bringing the total served to 3,959 for the month.

A total of 990 residents have agreed to participate in Medication-Assisted Treatment (MAT) since the program started in September 2018 with a total of 202 discharged with follow up in the community in progress and a total of 168 have completed the program.

Partnerships are in effect with 80 community providers to continue MAT upon release from an ACC center.

In August, there were 22 active participants in the Telehealth program implemented in January 2023.

**General Treatment Program Summary**

(Non-Drug Court):	Number of Participants
Substance Use Disorder Treatment	1,578
Continuing Care	180
Domestic Violence Prevention	23
Anger Management	83
Tobacco Use Treatment	1

**Ongoing Projects**

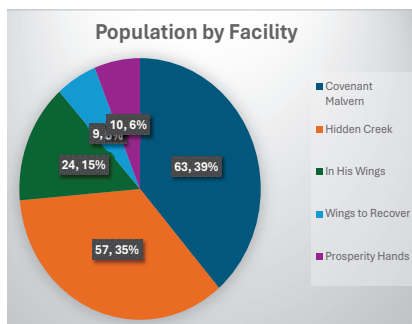
Treatment supervisors reported combined 225 hours of direct clinical supervision with Treatment staff in 29 Community Correction locations.

**REENTRY PROGRAM:**

**REENTRY FACILITIES:**

As of August 31, ACC had five licensed Reentry Facilities with 163 total residents in Phases I-IV of the Reentry program. Since the program began, there have been over 3,100 individuals who have successfully completed and graduated from the program.

During the month, 18 residents started the Career



Readiness Certificate program and 19 residents completed the program. 2 residents were enrolled in the GED program. 5 residents enrolled and one completed the WAGE program. A total of 19 Reentry Facility residents received their driver's license, 15 received an ID card, 26 received their Social Security card and 16 received birth certificates.

**REENTRY OFFICERS:**

In August, 101 Reentry residents were reported to be employed and 25 residents were reported to be ineligible for employment at this time. Reentry Officers reported four education referral, which resulted in enrollments. Reentry Officers conducted 151 reentry facility office visits, 140 Phase IV office visits, 22 Phase IV home visits and 31 pre-parole plan verifications. Reentry Officers made 29 community contacts within their assigned area during the month and conducted 34 office visits in their area. There was one job fairs conducted across the state with 10 offender referrals.

**TRANSITIONAL HOUSING:**

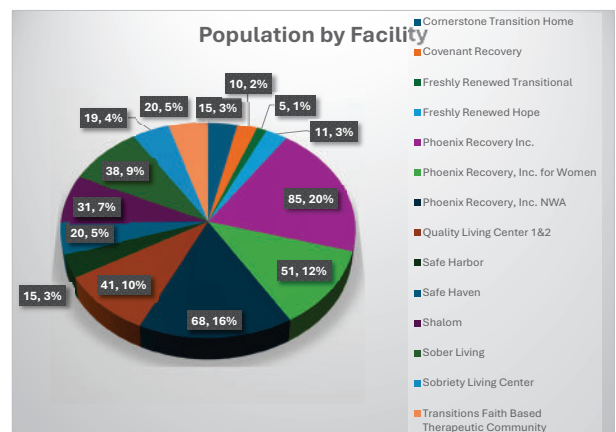
There are 17 licensed vendor facilities with 569 beds (429 ACC-funded) in the facilities. Within the transitional facilities, there are 260 residents who have obtained full-time employment.

In August, 304 residents who previously received their GED or high school diploma.

During the month, there were 49 registered sex offenders living in transitional facilities.

A total of 22 residents received their driver's license, 101 received an ID card, 106 received their Social Security card and 32 received birth certificates. Through new community partnerships, 12 were enrolled in GED.

A total of 74 residents graduated from the Transitional Housing program, 39 absconded and 17 were dismissed.



SUPPLEMENTAL REPORTS

MEDICATION-ASSISTED TREATMENT PROGRAM (MAT) REPORT - AUGUST 2024

Locations:	MAT Start Dates	Active Program Participants	New Clients in the Program this Month	Dropped Out	Total Active Participants
CACCC - Little Rock	Sep-19	8	0	0	8
EACCC - West Memphis	Jul-18	41	0	0	41
NEACCC - Osceola	Dec-21	0	0	0	0
NWACCC - Fayetteville	Sep-19	3	0	0	0
OTVCCC - Malvern	Jul-18	**ended July 2021		0	0
SWACCC - Texarkana	Jul-18	8	0	0	8
Probation / Parole	2018	42	0	0	108
Medically Withdrawn	Closed Unsuccessful	Completed		Total Active	
91	204	168		99	
Total # of Participants Since Program Began					990

Clinical Activities

Action	Jul-23	Aug-23	Sep-23	Oct-23	Nov-23	Dec-23
Assessments Completed in units	42	20	11	9	4	13
# of Clients Educated in units	352	515	403	426	427	400
# of Clients Released to Supervision	12	7	3	2	4	6
Pre-Release Interviews Completed	14	15	15	4	4	8

Clinical Activities

Action	Jan-24	Feb-24	Mar-24	Apr-24	May-24	Jun-24
# of Assessments Completed in units	13	3	12	11	11	9
# of Clients Educated in units	411	261	514	420	353	282
# of Clients Released to Supervision	4	7	10	7	11	10
Pre-Release Interviews Completed	11	6	14	14	7	14

Action	Jul-24	Aug-24	Sep-24	Oct-24	Nov-24	Dec-24
# of Assessments Completed in units	8	0				
# of Clients Educated in units	221	279				
# of Clients Released to Supervision	12	6				
Pre-Release Interviews Completed	7	7				

COMMUNITY SUPERVISION FEE COLLECTIONS AND WAIVERS - AUGUST 2024 – Page 1

	Aug-23	Sep-23	Oct-23	Nov-23	Dec-23	Jan-24	Feb-24	Mar-24	Apr-24	May-24	Jun-24	Jul-24	Aug-24
<b>Area 1 - Fayetteville</b>													
Fees Possible	163,625	163,870	163,975	165,025	164,045	162,645	163,030	164,010	166,530	165,200	164,220	163,170	164,500
Fees Collected	153,786	147,128	148,915	146,568	146,252	146,927	167,923	159,775	151,961	146,803	130,347	140,663	159,073
% Collected	94%	90%	91%	89%	89%	90%	103%	97%	91%	89%	79%	86%	97%
% Paying Offenders	54%	54%	54%	52%	53%	53%	56%	55%	53%	53%	47%	47%	52%
% Employed	89%	88%	88%	88%	88%	88%	88%	87%	87%	88%	88%	88%	87%
Fees Converted	5,510	4,487	6,969	7,645	3,867	4,978	6,809	6,540	6,755	6,705	6,796	4,444	7,167
% Converted	3%	3%	4%	5%	2%	3%	4%	4%	4%	4%	4%	3%	4%
Fees Waived	4,095	4,095	3,955	4,200	4,305	4,025	4,095	4,025	3,745	3,920	3,815	3,815	4,025
% Waived	3%	2%	2%	3%	3%	2%	3%	2%	2%	2%	2%	2%	2%
<b>Area 2 - Mountain Home</b>													
Fees Possible	97,125	96,530	98,070	97,055	97,510	96,810	96,530	96,390	97,405	96,845	96,390	95,760	95,165
Fees Collected	93,460	91,314	93,990	89,745	93,192	90,280	104,220	103,699	92,333	96,153	83,306	88,673	93,505
% Collected	96%	95%	96%	92%	96%	93%	108%	108%	95%	99%	86%	93%	98%
% Paying Offenders	61%	60%	60%	60%	60%	59%	63%	63%	63%	63%	57%	57%	59%
% Employed	87%	86%	86%	87%	86%	85%	84%	85%	86%	86%	85%	85%	85%
Fees Converted	1,564	1,114	1,689	1,667	1,617	1,964	1,491	2,167	1,007	1,645	2,121	2,904	1,097
% Converted	2%	1%	2%	2%	2%	2%	2%	2%	1%	2%	2%	3%	1%
Fees Waived	1,225	1,155	1,120	1,085	1,120	1,330	1,190	1,155	1,330	1,365	1,645	1,645	1,995
% Waived	1%	1%	1%	1%	1%	1%	1%	1%	1%	1%	2%	2%	2%
<b>Area 3 - Searcy</b>													
Fees Possible	113,330	113,785	115,150	115,535	116,760	116,410	117,775	117,495	115,430	117,810	118,545	117,460	115,745
Fees Collected	103,316	111,484	112,028	99,754	106,402	105,169	122,875	122,563	106,934	110,377	95,530	105,134	114,930
% Collected	91%	98%	97%	86%	91%	90%	104%	104%	93%	94%	81%	90%	99%
% Paying Offenders	53%	56%	57%	54%	54%	55%	58%	58%	56%	56%	48%	51%	55%
% Employed	78%	79%	79%	78%	78%	77%	78%	78%	79%	78%	78%	78%	78%
Fees Converted	4,975	4,771	3,630	3,399	3,112	4,532	3,303	3,704	2,558	4,746	2,294	4,231	4,073
% Converted	4%	4%	3%	3%	3%	4%	3%	3%	2%	4%	2%	4%	4%
Fees Waived	2,905	2,975	2,765	3,220	3,395	3,535	3,640	3,745	3,570	3,710	3,430	3,920	4,270
% Waived	3%	3%	2%	3%	3%	3%	3%	3%	3%	3%	3%	3%	4%
<b>Area 4 - Jonesboro</b>													
Fees Possible	115,640	115,360	114,940	114,310	113,610	112,560	112,070	112,490	111,335	111,965	111,300	109,690	109,340
Fees Collected	104,722	101,359	99,602	95,365	100,158	95,527	108,677	110,200	97,421	99,901	79,161	94,256	99,872
% Collected	91%	88%	87%	83%	88%	85%	97%	98%	88%	89%	71%	86%	91%
% Paying Offenders	53%	52%	51%	50%	52%	51%	54%	53%	52%	52%	43%	48%	51%
% Employed	81%	82%	81%	81%	79%	79%	78%	79%	78%	79%	79%	80%	80%
Fees Converted	5,799	6,397	5,539	6,159	6,259	4,070	5,401	5,404	4,103	4,681	4,557	6,418	10,568
% Converted	5%	6%	5%	5%	6%	4%	5%	5%	4%	4%	4%	6%	10%
Fees Waived	6,650	6,965	6,685	6,405	6,475	5,915	5,775	6,685	6,510	6,650	6,860	6,860	7,140
% Waived	6%	6%	6%	6%	6%	5%	5%	6%	6%	6%	6%	6%	7%
<b>Area 5 - Fort Smith</b>													
Fees Possible	105,490	104,685	104,580	104,440	105,525	104,720	104,300	104,580	104,405	104,860	105,000	102,690	101,815
Fees Collected	92,612	92,810	89,869	91,777	87,249	95,260	112,497	100,597	90,255	97,416	79,963	92,914	98,011
% Collected	88%	89%	86%	88%	83%	91%	108%	96%	86%	93%	76%	90%	96%
% Paying Offenders	53%	53%	52%	54%	50%	54%	58%	55%	52%	54%	47%	51%	55%
% Employed	83%	83%	82%	81%	81%	82%	81%	81%	82%	81%	82%	83%	83%
Fees Converted	4,841	3,267	3,133	4,097	5,918	4,151	5,660	5,020	5,011	4,989	4,757	4,813	5,286
% Converted	5%	3%	3%	4%	6%	4%	5%	5%	5%	5%	5%	5%	5%
Fees Waived	3,115	3,325	3,255	3,290	3,150	3,010	3,115	3,150	2,975	3,465	3,850	3,745	4,410
% Waived	3%	3%	3%	3%	3%	3%	3%	3%	3%	3%	4%	4%	4%
<b>Area 6 - Conway</b>													
Fees Possible	90,230	89,950	91,140	91,210	92,330	91,385	91,420	92,820	94,290	94,045	93,520	93,625	94,710
Fees Collected	85,955	77,462	86,456	80,025	82,519	82,304	93,353	89,189	88,215	96,181	72,975	89,062	85,981
% Collected	95%	86%	95%	88%	89%	90%	102%	96%	94%	102%	78%	95%	91%
% Paying Offenders	57%	54%	58%	54%	56%	55%	58%	56%	55%	59%	49%	54%	54%
% Employed	80%	80%	80%	81%	80%	80%	79%	79%	79%	79%	80%	80%	78%
Fees Converted	2,943	2,666	2,598	2,685	2,518	3,241	2,929	1,207	2,763	3,358	2,185	2,373	2,188
% Converted	3%	3%	3%	3%	3%	4%	3%	1%	3%	4%	2%	3%	2%
Fees Waived	2,485	2,835	2,730	2,765	2,730	2,555	2,730	2,765	2,730	3,010	2,905	2,800	2,905
% Waived	3%	3%	3%	3%	3%	3%	3%	3%	3%	3%	3%	3%	3%
<b>Area 7 - LR Probation</b>													
Fees Possible	102,725	119,945	129,185	130,130	131,250	138,565	136,395	134,715	134,400	134,085	132,335	134,190	131,005
Fees Collected	86,201	84,222	85,991	89,228	84,402	98,167	102,164	110,705	108,394	108,217	91,978	106,752	106,806
% Collected	84%	70%	66%	68%	64%	70%	75%	82%	80%	81%	69%	80%	81%
% Paying Offenders	48%	42%	40%	41%	38%	40%	40%	43%	42%	43%	39%	42%	43%
% Employed	81%	81%	81%	81%	80%	79%	80%	79%	82%	82%	81%	81%	81%
Fees Converted	902	2,409	1,441	737	231	1,111	1,155	946	1,040	132	671	682	935
% Converted	1%	2%	1%	1%	0%	1%	1%	1%	1%	0%	1%	1%	1%
Fees Waived	3,395	9,135	4,410	5,040	4,585	6,825	4,935	5,040	5,320	5,635	5,775	5,880	5,915
% Waived	3%	8%	3%	4%	3%	5%	4%	4%	4%	4%	4%	4%	5%
<b>Area 8 - LR Parole</b>													
Fees Possible	73,850	74,830	73,605	75,530	75,250	74,200	74,935	74,480	75,775	75,565	76,580	76,405	76,580
Fees Collected	60,928	61,174	64,679	58,245	61,405	62,041	62,224	64,921	62,342	65,781	52,365	62,018	64,128
% Collected	83%	82%	88%	77%	81%	84%	83%	87%	82%	87%	68%	81%	84%
% Paying Offenders	49%	48%	52%	48%	48%	50%	48%	50%	48%	50%	40%	44%	45%
% Employed	81%	81%	82%	81%	81%	80%	80%	81%	80%	80%	80%	80%	80%
Fees Converted	4,711	3,047	4,604	2,211	809	4,763	5,792	4,928	2,489	4,150	4,350	4,868	4,593
% Converted	6%	4%	6%	3%	1%	6%	8%	7%	3%	5%	6%	6%	6%
Fees Waived	3,605	3,570	3,850	4,025	3,465	3,570	3,605	3,780	3,605	3,535	3,640	3,920	4,655
% Waived	5%	5%	5%	5%	5%	5%	5%	5%	5%	5%	5%	5%	6%



COMMUNITY SUPERVISION FEE COLLECTIONS AND WAIVERS - AUGUST 2024 – Page 2

Area 9 - Texarkana													
Fees Possible	98,035	97,055	97,930	98,210	99,015	99,540	99,120	99,890	99,505	101,395	101,115	101,885	102,130
Fees Collected	93,186	79,493	79,869	82,768	79,248	86,494	92,282	99,464	83,163	92,306	69,076	84,547	90,260
% Collected	95%	82%	82%	84%	80%	87%	93%	100%	84%	91%	68%	83%	88%
% Paying Offenders	54%	49%	49%	49%	48%	49%	51%	52%	49%	52%	42%	46%	47%
% Employed	79%	78%	78%	77%	76%	77%	77%	77%	79%	79%	79%	78%	78%
Fees Converted	6,634	3,685	6,608	6,567	973	3,701	4,153	2,670	3,606	3,556	4,707	5,420	8,634
% Converted	7%	4%	7%	7%	1%	4%	4%	3%	4%	4%	5%	5%	8%
Fees Waived	3,885	3,710	3,360	3,465	3,255	3,570	3,535	3,465	3,465	3,325	3,220	3,185	3,360
% Waived	4%	4%	3%	4%	3%	4%	4%	3%	3%	3%	3%	3%	3%
Area 10 - Hot Springs													
Fees Possible	117,530	118,160	118,405	120,435	121,100	119,525	119,665	120,505	120,925	122,010	121,625	119,875	119,490
Fees Collected	108,823	105,333	107,769	103,023	106,307	112,207	119,202	120,269	106,228	107,718	91,971	105,822	108,362
% Collected	93%	89%	91%	86%	88%	94%	100%	100%	88%	88%	76%	88%	91%
% Paying Offenders	55%	54%	55%	52%	54%	56%	57%	56%	54%	54%	47%	51%	53%
% Employed	82%	82%	81%	80%	79%	80%	80%	81%	81%	80%	80%	80%	80%
Fees Converted	2,646	4,433	5,448	2,332	3,262	3,795	5,690	3,479	4,417	3,306	3,418	3,157	4,964
% Converted	2%	4%	5%	2%	3%	3%	5%	3%	4%	3%	3%	3%	4%
Fees Waived	7,945	7,735	7,455	7,735	7,385	7,420	7,770	7,630	7,770	7,910	8,435	8,575	8,015
% Waived	7%	7%	6%	6%	6%	6%	6%	6%	6%	6%	7%	7%	7%
Area 11 - Pine Bluff													
Fees Possible	102,970	101,850	102,795	103,880	103,425	101,850	102,795	103,600	102,445	102,900	101,080	99,330	99,470
Fees Collected	94,014	99,478	94,352	92,513	99,464	95,936	103,071	100,271	95,566	97,114	75,643	99,058	91,909
% Collected	91%	98%	92%	89%	96%	94%	100%	97%	93%	94%	75%	100%	92%
% Paying Offenders	57%	59%	57%	57%	60%	60%	61%	59%	59%	61%	50%	60%	58%
% Employed	77%	77%	77%	76%	75%	75%	75%	76%	76%	76%	76%	75%	76%
Fees Converted	4,397	4,538	6,408	4,309	4,835	6,541	4,854	3,922	4,666	4,282	5,512	6,743	3,985
% Converted	4%	4%	6%	4%	5%	6%	5%	4%	5%	4%	5%	7%	4%
Fees Waived	3,465	3,500	3,570	3,570	3,430	3,675	3,710	3,605	3,395	3,395	3,430	3,395	3,500
% Waived	3%	3%	3%	3%	3%	4%	4%	3%	3%	3%	3%	3%	4%
Grand Total													
Fees Possible	1,180,550	1,196,020	1,209,775	1,215,760	1,219,820	1,218,210	1,218,035	1,220,975	1,222,445	1,226,680	1,221,710	1,214,080	1,209,950
Fees Collected	1,077,002	1,051,257	1,063,520	1,029,013	1,046,598	1,070,311	1,188,489	1,181,653	1,082,812	1,117,967	922,316	1,068,898	1,112,836
% Collected	91%	88%	88%	85%	86%	88%	98%	97%	89%	91%	75%	88%	92%
% Paying Offenders	54%	53%	53%	52%	52%	53%	55%	54%	52%	54%	46%	50%	52%
% Employed	82%	82%	82%	81%	81%	81%	80%	81%	81%	81%	81%	81%	81%
Fees Converted	44,921	40,813	48,064	41,808	33,399	42,846	47,234	39,986	38,412	41,547	41,369	46,052	53,488
% Converted	4%	3%	4%	3%	3%	4%	4%	3%	3%	3%	3%	4%	4%
Fees Waived	42,770	49,000	43,155	44,800	43,295	45,430	44,100	45,045	44,415	45,920	47,005	47,740	50,190
% Waived	4%	4%	4%	4%	4%	4%	4%	4%	4%	4%	4%	4%	4%

- Fees Possible:** The amount of supervision fees that can be collected per active/electronic monitoring supervision status of offenders for that month only. Does not include annual, pre-trial, and SIS.
- Fees Collected:** Actual amount of money collected that can be deposited in Special Revenue fund. Please keep in mind the amount collected could include an offender that pays three months in advance.
- Fees Converted:** Amount not included in Fees Collected. Represents the amount of money lost by conversions. If this money were collected instead of converted, it would be added to Fees Collected.
- Fees Waived:** Amount not included in Fees Collected. Represents the amount of money lost by waivers. If this money were collected instead of waived, it would be added to Fees Collected.

CENTER POPULATIONS - AUGUST 2024

AR ACC  
REPORT NO. IPTR500 - 18

ARKANSAS DEPARTMENT OF CORRECTION  
ACC OPTION  
STATEWIDE POPULATION REPORT

PAGE: 1 of 2  
PROCESSED: 09/03/2024 07:21 AM  
REQUESTOR: Melissa Gibbons (Ashcr

FOR: 08/31/2024

Location:	In Count	Out To:					Total	Capacity	% Capacity
		ORCU Hosp	Other Hosp	Furlough	Court				
Central AR CCC - Males/Males	169	0	0	0	1	170	150		
<b>Central AR CCC - Males Total</b>	<b>169</b>	<b>0</b>	<b>0</b>	<b>0</b>	<b>1</b>	<b>170</b>	<b>150</b>	<b>113.3%</b>	
East Central AR CCC/Females	364	0	0	0	2	366	362		
East Central AR CCC-Females Drug Treatment/Females	11	0	0	0	0	11	0		
East Central AR CCC Supervision Sanction-Female/90 Day PV in CCC Females	20	0	0	0	0	20	0		
East Central AR CCC Supervision Sanction-Female/Females	61	0	0	0	2	63	88		
<b>East Central AR CCC Total</b>	<b>456</b>	<b>0</b>	<b>0</b>	<b>0</b>	<b>4</b>	<b>460</b>	<b>450</b>	<b>102.2%</b>	
NE AR CCC - Drug Treatment/Males	13	0	0	0	0	13	25		
NE AR CCC/Males	227	0	0	0	0	227	215		
<b>NE AR CCC Total</b>	<b>240</b>	<b>0</b>	<b>0</b>	<b>0</b>	<b>0</b>	<b>240</b>	<b>240</b>	<b>100.0%</b>	
NW AR CCC/Females	0	0	0	0	0	0	15		
<b>NW AR CCC Total</b>	<b>0</b>	<b>0</b>	<b>0</b>	<b>0</b>	<b>0</b>	<b>0</b>	<b>15</b>	<b>0.0%</b>	
Omega Supervision Sanction Center/90 Day PV in CCC Males	203	0	0	0	0	203	0		
Omega Supervision Sanction Center/Males	155	0	0	0	8	163	300		
<b>Omega Supervision Sanction Center Total</b>	<b>358</b>	<b>0</b>	<b>0</b>	<b>0</b>	<b>8</b>	<b>366</b>	<b>300</b>	<b>122.0%</b>	
SW AR CCC/Males	431	0	0	0	1	432	440		
SW AR Supervision Sanction Center/Males	93	0	0	0	0	93	100		
<b>SW AR CCC Total</b>	<b>524</b>	<b>0</b>	<b>0</b>	<b>0</b>	<b>1</b>	<b>525</b>	<b>540</b>	<b>97.2%</b>	
<b>In Transit Count:</b>	<b>0</b>								
<b>TOTALS - UNIT COUNT</b>	<b>1,747</b>	<b>0</b>	<b>0</b>	<b>0</b>	<b>14</b>	<b>1,761</b>			
					<b>Male</b>	<b>1,301</b>	<b>1,230</b>	<b>105.8%</b>	
					<b>Female</b>	<b>460</b>	<b>465</b>	<b>98.9%</b>	
					<b>Total</b>	<b>1,761</b>	<b>1,695</b>	<b>103.9%</b>	
<b>County Jail Backup SSP/Females Total</b>	<b>11</b>	<b>0</b>	<b>0</b>	<b>0</b>	<b>0</b>	<b>11</b>			
<b>County Jail Backup SSP/Males Total</b>	<b>24</b>	<b>0</b>	<b>0</b>	<b>0</b>	<b>0</b>	<b>24</b>			
<b>County Jail Backup/Females Total</b>	<b>84</b>	<b>0</b>	<b>0</b>	<b>0</b>	<b>0</b>	<b>84</b>			
<b>County Jail Backup/Males Total</b>	<b>68</b>	<b>0</b>	<b>0</b>	<b>0</b>	<b>0</b>	<b>68</b>			
<b>TOTAL - NONAGENCY</b>	<b>187</b>	<b>0</b>	<b>0</b>	<b>0</b>	<b>0</b>	<b>187</b>			
					<b>Male</b>	<b>92</b>			
					<b>Female</b>	<b>95</b>			
					<b>Total</b>	<b>187</b>			
<b>Re-Entry Act 146 Total</b>	<b>163</b>	<b>0</b>	<b>0</b>	<b>0</b>	<b>0</b>	<b>163</b>	<b>185</b>	<b>88.1%</b>	
<b>GRAND TOTAL</b>	<b>2,097</b>	<b>0</b>	<b>0</b>	<b>0</b>	<b>14</b>	<b>2,111</b>			

## RESIDENTIAL CENTERS STATISTICS AT A GLANCE - AUGUST 2024

**Resident Admissions:**

CAC: 21  
 ECAC: 96  
 NEAC: 32  
 NWAC: 7  
 OMEGA: 86  
 SWAC: 109

**Resident Releases:**

CAC: 17  
 ECAC: 74  
 NEAC: 51  
 NWAC: 14  
 OMEGA: 84  
 SWAC: 117

**Affordable Healthcare****Enrollment:**

CAC: 15  
 ECAC: 87  
 NEAC: 47  
 OMEGA: 122  
 SWAC: 118

**Wage Class Enrollment:**

CAC: 9  
 ECAC: 12  
 OMGEA: 19  
 SWAC: 10

**Shorter College Enrollment:**

CAC: 36  
 ECAC: 69  
 NEAC: 17  
 SWAC: 45

**Henderson State University****Enrollment:**

OMEGA: 30  
 SWAC: 58

**Successful Completions:**

CAC: 17  
 ECAC: 30  
 NEAC: 31  
 NWAC: 0  
 OMEGA: 84  
 SWAC: 58

**Exodus Enrollment:**

CAC: 37  
 ECAC: 20

**Good Grid Enrollment**

CAC: 22  
 ECAC: 46  
 NEAC: 71  
 OMEGA: 45  
 SWAC: 130

**Photo IDs Issued:**

CAC: 15  
 ECAC: 14  
 NEAC: 18  
 NWAC: 1  
 OMEGA: 50  
 SWAC: 27

**Drivers Licenses Obtained:**

CAC: 4  
 ECAC: 2  
 NEAC: 10  
 NWAC: 1  
 OMEGA: 17  
 SWAC: 9

**Brith Certificates:**

ECAC: 3  
 NEAC: 1  
 SWAC: 1

**MAT Participants:**

CAC: 10  
 ECAC: 41  
 SWAC: 8

**MAT Discharged:**

ECAC: 5  
 NWAC: 2

**Reformers Anonymous:**

SWAC: 47

**Life Recovery:**

OMEGA: 15  
 SWAC: 48

**Victim Impact Panel:**

CAC: 12  
 NEAC: 12  
 SWAC: 14

**Accuplacer Testing:**

NEAC: 35  
 SWAC: 20

**Number of Volunteers:**

CAC: 66  
 ECAC: 155  
 NEAC: 41  
 NWAC: 82  
 OMEGA: 19  
 SWAC: 121

**Number of Volunteer Hours:**

CAC: 376  
 ECAC: 573  
 NEAC: 134  
 NWAC: 177  
 OMEGA: 62  
 SWAC: 603

**GED Enrollment:**

CAC: 37  
 ECAC: 25  
 NEAC: 20  
 OMEGA: 8  
 SWAC: 65

**GED Completed:**

NEAC: 2  
 OMGEA: 1  
 SWAC: 2

**AA/NA Attendance:**

CAC: 112  
 ECAC: 439  
 NEAC: 36  
 NWAC: 10  
 OMEGA: 135  
 SWAC: 40

**Celebrate Recovery****Attendance:**

CAC: 43  
 NEAC: 40  
 SWAC: 90

**Social Security Cards:**

CAC: 19  
 ECAC: 28  
 NEAC: 25  
 NWAC: 2  
 SWAC: 16

**ServSafe:**

NEAC: 12

**I.C.E.V.:**

ECAC: 10  
 SWAC: 21



## COMMUNITY SUPERVISION POPULATION

**Active:**

Includes current status of Active, Abscond and Electronic Monitoring

**Inactive:**

Includes current status of Non Reporting, Unsupervised, SIS  
(Suspended Imposition of Sentence), Incarcerated and Out to Other State

### Statewide Totals by Current Supervision Status (Active and Inactive) as of 8/31/24

<b>Area #</b>	<b>AREA</b>	<b>Active (including Abscond)</b>	<b>Inactive</b>	<b>TOTAL</b>
Area 1	Fayetteville	6,988	3,439	10,427
Area 2	Mountain Home	3,313	912	4,225
Area 3	Searcy	4,437	1,521	5,958
Area 4	Jonesboro	4,445	2,608	7,053
Area 5	Fort Smith	3,920	4,329	8,249
Area 6	Conway	3,372	1,201	4,573
Area 7	Little Rock-Probation	4,849	1,169	6,018
Area 8	Little Rock-Parole	3,596	643	4,239
Area 9	Texarkana	4,054	1,562	5,616
Area 10	Hot Springs	5,101	1,091	6,192
Area 11	Pine Bluff	4,396	959	5,355
ISC	C.O. Interstate Compact	1	1,837	1,838
	<b>Statewide Totals by Status</b>	<b>48,472</b>	<b>21,271</b>	<b>69,743</b>

COMMUNITY SUPERVISION POPULATION

Statewide Totals by Current Supervision Status as of August 31, 2024

Area	Active			Inactive					OVERALL TOTALS PER AREA
	Active (Direct Supv)	Electronic Monitoring (Direct)	Absconded	Incarcerated	Non-Reporting	Out to Other State	Unsupervised	Suspnd Imposition of Snt (SIS)	
C.O. Interstate Compact	1			3	76	1,758			1,838
Conway	2,826	10	536	230	166	112	48	645	4,573
Fayetteville	5,230	40	1,718	599	538	778	376	1,148	10,427
Fort Smith	3,194	23	703	186	289	121	154	3,579	8,249
Hot Springs	3,816	23	1,262	287	199	93	162	350	6,192
Jonesboro	3,383	13	1,049	272	334	199	133	1,670	7,053
Little Rock-Parole	2,489	81	1,026	125	233		138	147	4,239
Little Rock-Probation	3,866	14	969	266	371	80	13	439	6,018
Mountain Home	2,854	15	444	199	139	184	64	326	4,225
Pine Bluff	3,145	25	1,226	277	122	63	142	355	5,355
Searcy	3,535	8	894	294	189	228	197	613	5,958
Texarkana	3,064	22	968	313	284	292	94	579	5,616
Statewide Totals by Current Supervision Status	37,403	274	10,795	3,051	2,940	3,908	1,521	9,851	69,743

Offender Count Active Excluding Absconders
37,677

Explanation for “Current Supervision Status”

**Active Supervision:**

Offender is currently on Active/Direct Supervision Status.

**Electronic Monitoring:**

Offender is currently on an Electronic Monitor.

**Incarcerated:**

Offender is currently incarcerated including the following:

- Parole Holds (in state and out-of-state)
- ACT 570 Holds
- County Jail (including possible new charges—felony or misdemeanors—or serving commitments for traffic fines, court commitments, etc).

**Non Reporting:**

Drug Court offender currently in a Community Correction Center for sanction or court commitment, on detainer (federal or ICE hold), out-of-state, in CCC Residential Treatment, nursing home, hospital, or Arkansas State Hospital.

Out-To-Other-State:

Offender supervised out of Arkansas through Interstate Compact.

**Unsupervised:**

Parolee whose earned Good Time has met the requirements for unsupervised parole, probationers who received Unsupervised Sentence (e.g., five-year probation sentence specified as 3 years supervised and an additional 2 years unsupervised probation; or an unsupervised probation sentence which is common for misdemeanor offenses (e.g., 1 year unsupervised probation term).

**Suspended Imposition of Sentence (SIS):**

Offender received a suspended term of supervision.

COMMUNITY SUPERVISION RISK LEVELS

Statewide Risk Levels by Caseload Types as of August 31, 2024

CURRENT RISK LEVELS	Parole	Probation	Drug Court	Hope Court	Mental Health Court	Veterans Court	Swift Courts	Pre Adjudicated	Pre Trial/ Drug Court	Pre Trial/ Pre-Adjudicated	Pre Trial/ Regular	Pre Trial/ Veterans Court	Suspended	Ext Sex Offender Supv	Totals
Maximum	2,263	1,534	157	3		19							314	1	4,291
Medium	8,638	11,676	999	32	12	51	3	1	1	17	10		1,562	3	23,005
Minimum	6,488	17,570	543	10	5	36	2	6	7	57	9	2	1,508		26,243
Annual Reporting	2,295	1,300											183		3,778
Unassigned	2,928	2,919	55	1		2			10		9		6,502		12,426
Sum:	22,612	34,999	1,754	46	17	108	5	7	18	74	28	2	10,069	4	69,743

CURRENT RISK LEVELS ASSIGNED EXPLANATION:

- Maximum- last risk level score as "High"
- Medium- last risk level score as "Medium"
- Minimum- last risk level score as "Low"
- Annual- identifies offenders that are supervised Annual Reporting
- Unassigned- no ARORA has been completed or offender is currently supervised as "Unsupervised" where the risk level was changed to unassigned

Statewide Risk Levels by Caseload Supervision Status as of August 31, 2024

RISK LEVELS BY CURRENT SUPERVISION STATUS	Maximum	Medium	Minimum	Annual Reporting	Unassigned	Sum:
Active (Direct Supv)	1,867	13,289	18,825	3,031	391	37,403
Electronic Monitoring (Direct)	73	182	18	1		274
Absconded	1,243	4,735	2,745	69	2,003	10,795
Incarcerated	354	1,342	607	8	740	3,051
Non-Reporting	294	963	638	15	1,030	2,940
Out to Other State	140	808	1,499	43	1,418	3,908
Unsupervised	17	160	427	428	489	1,521
Suspnd Imposition of Snt (SIS)	303	1,526	1,484	183	6,355	9,851
Sum:	4,291	23,005	26,243	3,778	12,426	69,743

## COMMUNITY SUPERVISION GAINS AND LOSSES - AUGUST 2024

Supervision Events		Parole	Probation	Pre- Trial	Suspended	Sum:
Total Gains	Intakes	663	820	17	150	1,650
	Sanction Release from SSP	165	12			177
	Total Gains					1,827
Total Losses	Revocations/or New ADC or CCC Sentence	346	221	3	38	608
	Sanction Incarceration SSP	146	6			152
	Terminations	203	543	5	143	894
	Total Losses					1,654

## SRT TASK FORCE REPORT - AUGUST 2024

ARRESTS:	
Absconders	67
Active Supervision	46
Collateral Arrests	134
SRT Total:	39
Task Force Total:	208

SRT Plus Task Force Total:	247
Felony Charges	323
Misdemeanor Charges	90
Traffic Charges	59
Narcotics Arrests	71

CONFISCATIONS:	
Marijuana	15,266.796 grams
Meth	6,823.95 grams
Herion	6 grams
Fentanyl	21.8 grams
MDMA	7.3 Grams
Cocaine	289.964 Grams
Prescription Pills	89 pills
Handguns	19
Rifles	3
Recovered Auto	0
Drug Paraphernalia	60 items
Currency Seized	\$15,454.00



COMMUNITY SUPERVISION REVOCATIONS

Revocation Events By Supervision Types and Area August 2024

Area	Supervision Type	Revoked (Sent to ADC)	Revoked (Sent to CCC)	Revoked (Other)	New ADC/ CCC Sentence
Area 1-Fayetteville	Parole	27		1	2
Area 2-Mountain Home		25			
Area 3-Searcy		23	1		6
Area 4-Jonesboro		19	1		2
Area 5-Fort Smith		37			6
Area 6-Conway		23			6
Area 8-Little Rock		57	1		6
Area 10-Hot Springs		38			5
Area 11-Pine Bluff		35	1		3
Area 12-Texarkana		17			4
<b>Total by Supervision Type</b>	<b>Parole</b>	<b>301</b>	<b>4</b>	<b>1</b>	<b>40</b>
Area 1-Fayetteville	Probation	8	1	18	7
Area 2-Mountain Home		10	3	6	
Area 3-Searcy		7	4	6	5
Area 4-Jonesboro		8	1	12	10
Area 5-Fort Smith		4	1	1	10
Area 6-Conway		12	5	1	2
Area 7-Little Rock		4	1	28	6
Area 10-Hot Springs		1		13	2
Area 11-Pine Bluff		10		2	1
Area 12-Texarkana		4	2	2	3
<b>Total by Supervision Type</b>	<b>Probation</b>	<b>68</b>	<b>18</b>	<b>89</b>	<b>46</b>
Area 3-Searcy	Pre-Trial			1	
Area 10-Hot Springs				1	
Area 12-Texarkana		1			
<b>Total by Supervision Type</b>	<b>Pre-Trial</b>	<b>1</b>		<b>2</b>	
Area 1-Fayetteville	Suspended				2
Area 3-Searcy					2
Area 4-Jonesboro				2	8
Area 5-Fort Smith					13
Area 6-Conway			1		3
Area 7-Little Rock					2
Area 10-Hot Springs					1
Area 12-Texarkana		3			1
<b>Total by Supervision Type</b>	<b>Suspended</b>	<b>3</b>	<b>1</b>	<b>2</b>	<b>32</b>
<b>TOTAL BY SUPERVISION EVENT</b>		<b>373</b>	<b>23</b>	<b>94</b>	<b>118</b>

## REVOCATION HEARINGS

### Parole Revocation Hearings and Outcomes August 2024

Hearing Outcome	Laws and Technical	Laws Only	Technical Only	Total By Hearing Outcome
Administrative Revocation		62	1	63
Deferred	4			4
Reinstate	15	7	1	23
Revoked	27	1	3	31
Waived	212	31	15	258
<b>Total By Violation Type</b>	<b>258</b>	<b>101</b>	<b>20</b>	<b>379</b>

Note: Excludes SSP Sanction Hearings

ACT 1029 HEARINGS HELD	Total
Deferred	2
Reinstate	2
Revoked	11
Waived	6
<b>Total # ACT 1029 Hearings</b>	<b>21</b>

Note: Included in totals for Hearing Outcomes

## SUPERVISION SANCTIONS

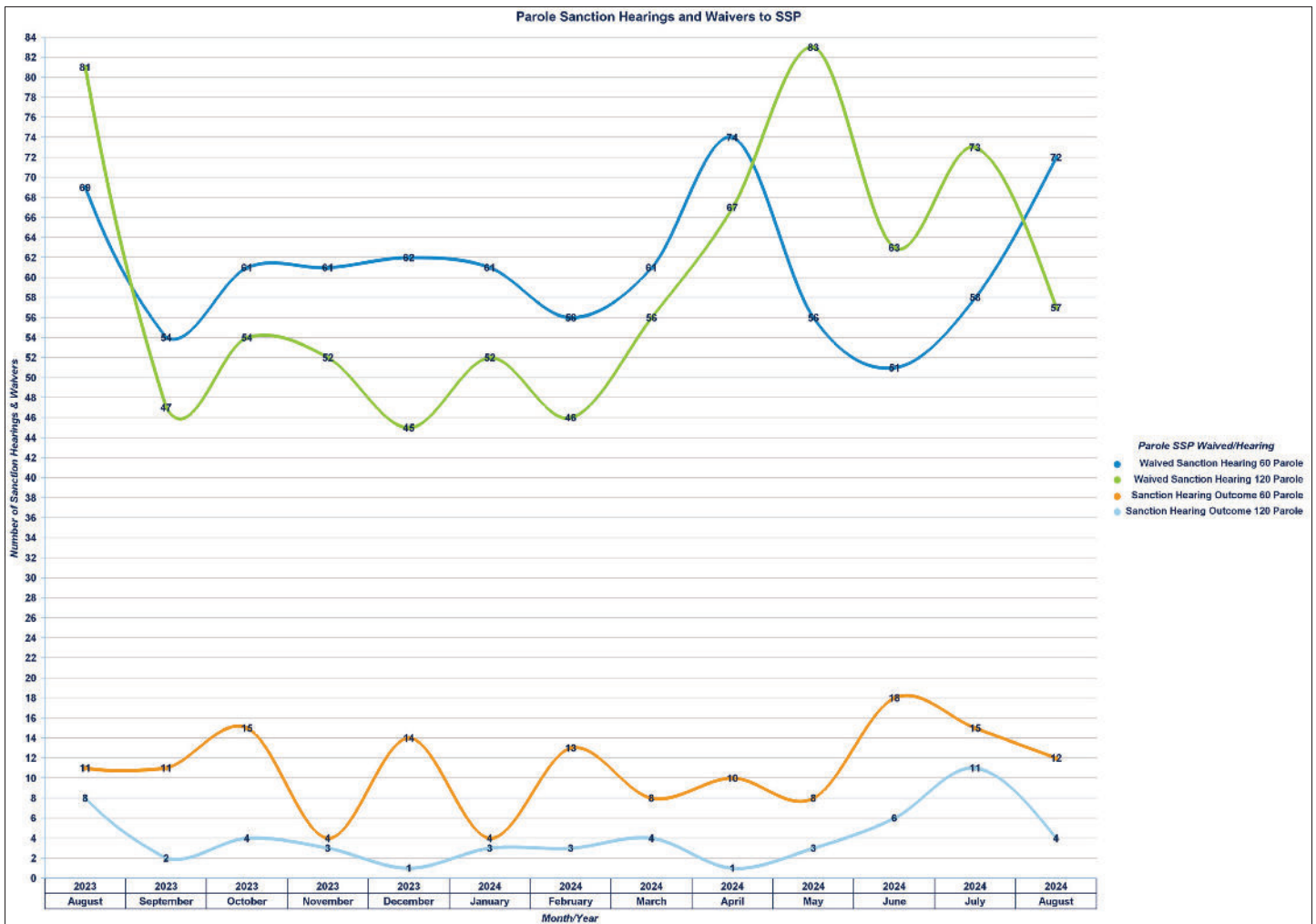
### Supervision Sanction Hearings and Waivers

08/01/2024 - 08/31/2024

Sanction Hearing Outcome	Sanction Hearing Type	Parole	Probation	Sum:
Sanction Hearing Outcome 60 Parole	Sanction Hearing	12		12
Sanction Hearing Outcome 120 Parole		4		4
<b>Totals:</b>	<b>Sanction Hearing</b>	<b>16</b>		<b>16</b>
Waived Sanction Hearing 60 Parole	Waived Sanction Hearing	72		72
Waived Sanction Hearing 90 Probation			4	4
Waived Sanction Hearing 120 Parole		57		57
Waived Sanction Hearing 180 Probation			2	2
<b>Totals:</b>	<b>Waived Sanction Hearing</b>	<b>129</b>	<b>6</b>	<b>135</b>
	<b>Overall Totals:</b>	<b>145</b>	<b>6</b>	<b>151</b>

Note: SSP lengths for parolees only were changed in September 2021.

## PAROLE SANCTION HEARINGS AND WAIVERS TO SSP





COMMUNITY SUPERVISION DRUG TESTING

**Regular Probation and Parole  
Positive Tests During September 2024**

Offender Urine Tests Administered this Period: 7,816  
Number of Offenders Testing Positive: 2,698

Drug Tested	Count
THC/Marijuana	1,574
Methamphetamines	1,485
Amphetamines	916
Cocaine	138
Benzodiazepines	124
Ethyl Glucuronide/Alcohol	126
Ecstasy (MDMA)	62
Alcohol	0
Heroin/Opiates	0
Oxycodone	46
Fentanyl	30
Buprenorphine (Suboxone)	26
Methadone	21
Barbiturates	17
Propoxyphene	11
Morphine	2
Tramadol	15
Methadone Metabolite	0
Hydrocodone	9
PCP	5
Speed	0
Creatinine	2
K2 (SPICE)	9
Other Hallucinogens	0
Cotinine (Nicotine)	0
Heroin	5
Kratom	0
Prescription Abuse	0
Inhalants	0
LSD	0
Morphine/Opiates	18
Nicotine	0
Opiates	49
pH	1
<b>Total</b>	<b>4,691</b>

**Drug Courts  
Positive Tests During September 2024**

Offender Urine Tests Administered this Period: 7,827  
Number of Offenders Testing Positive: 319

Drug Tested	Count
Buprenorphine (Suboxone)	541
THC/Marijuana	311
Methamphetamines	225
Amphetamines	216
Ethyl Glucuronide/Alcohol	50
Benzodiazepines	113
Methadone	56
Ecstasy (MDMA)	29
Oxycodone	24
Fentanyl	26
Heroin/Opiates	0
Cocaine	25
Tramadol	29
Barbiturates	19
Propoxyphene	16
Morphine	2
K2 (SPICE)	4
Kratom	4
Creatinine	0
Opiates	17
Heroin	2
Morphine/Opiates	8
PCP	1
<b>Total</b>	<b>1,720</b>

**Specialty Courts  
Positive Tests During September 2024**

Offender Urine Tests Administered this Period: 182  
Number of Offenders Testing Positive: 14

Drug Tested	Count
THC/Marijuana	18
Methamphetamines	17
Amphetamines	15
Ethyl Glucuronide/Alcohol	3
Tramadol	0
<b>Benzodiazepines</b>	<b>8</b>
<b>Buprenorphine (Suboxone)</b>	<b>1</b>
<b>Cocaine</b>	<b>1</b>
<b>Ecstasy (MDMA)</b>	<b>4</b>
<b>Total</b>	<b>67</b>

