



# DIVISION OF COMMUNITY CORRECTION BOARD REPORT

October 2023

Jerry Bradshaw  
Director



## COMMUNITY SUPERVISION AREA HIGHLIGHTS:

### AREA 2

Assisting probationers and parolees to become productive members of society is the goal of everyone employed by the Arkansas Department of Corrections. One of our probationers, who had recently completed his probation sentence, made a special phone call to the Mountain Home office to express his gratitude to our CPPS, Bertha Kitchens, for assisting him with assignment to the local Salvation Army for his community service work. After he had completed his probation, the Salvation Army hired him full-time. He states that he now has fulfilling employment and a whole new group of friends that support him in his recovery. Thank you, Bertha Kitchens, for your efforts and assisting our probationers and parolees, giving them an opportunity to change, grow, and see life from a better perspective.

### AREA 4

On September 21, Greene County Sheriff's Deputy and a Community Supervision Agent arrested an offender at his residence for the possession of numerous drugs and drug paraphernalia. During a search of the bedroom at the residence, officers found and seized numerous items including a set of silver digital scales used to weigh and package narcotics, a glass jar with several individual small clear plastic baggies used to package narcotics, a small black set of digital scales with white residue on them used to package narcotics, a large set of black digital scales used to package and weigh narcotics, a small black set of digital scales used to weigh and package narcotics, a clear glass pipe with burnt residue used to ingest illegal narcotics, and a

yellow Pik-Nik fried potato strings can with a false bottom. Located inside the Pik-Nik fried potato can was a large Zip-Loc bag with a white crystal-like substance inside believed to be methamphetamine, weighing approximately 3.5 ounces, a glass pipe with burnt residue laying on his bed side table inside a coffee can, 4 individual hypodermic syringes found under the television, one glass pipe with burnt residue found on bedside table inside a coffee can, an aluminum Root Beer can with white residue on the bottom used to ingest narcotics, one black pill bottle labeled "LIPHT KRATOM" with 168 capsules inside weighing about 7.4 ounces. Smith was charged with the Felony offenses of Possession of Drug Paraphernalia, Possession of Controlled Substance Schedule I, II Methamphetamine or Cocaine greater than 10 grams but less than 200 grams, and Possession of Drug Paraphernalia with Intent to Manufacture.

### AREA 11

On September 14, Community Supervision staff conducted a home visit at an offenders residence. Upon arrival, the offender was placed in restraints while a search was conducted. A box of .22 caliber ammunition was found in his chest of drawers and a .22 caliber Ruger pistol handgun and sterling .25 caliber pistol concealed under the mattress. The offender stated that the Ruger was given to him by his brother for his birthday two years ago and the .25 was his wife's. He stated

**AREA HIGHLIGHTS, continued:**

he had them for protection even though he knew he wasn't supposed to have them. The Cleveland County Sheriff's Department were dispatched to the residence, the handguns were taken into evidence and the offender was taken into custody and charged with possession of a firearm by certain persons.

**RESIDENTIAL SERVICES:**

**CENTRAL ARKANSAS COMMUNITY CORRECTION CENTER (CACCC)**

CAC's Treatment Team packed goodie bags with donations provided from generous donors for the residents to celebrate Recovery Month.



Doug Hutchins of Blue Bell delivers ice cream to the residents and staff of Central Arkansas Center to close out Recovery Month.

Pictured: Warden Andrew Ruh, Doug Hutchins, Johnathan Lanes - Chief of Security and Andrea Little - Treatment Supervisor.

**OMEGA SUPERVISION SANCTION CENTER (SSP)**

Marty Hayes from the Garland County Sheriff's office came to talk to Omega residents during recovery month. Mr. Hayes oversees the substance abuse program at the Garland County Detention Facility even after being in a recovery program himself.



**NORTHEAST ARKANSAS COMMUNITY CORRECTION CENTER (NEACCC)**

Nate Smith spoke to residents on "Man-up Monday" during recovery month about finding and achieving their purpose in life. Nate is an ex-offender that returned to society and turned his life completely around. He is now an entrepreneur and a Pastor.



**SEX OFFENDER SERVICES**

The Arkansas Sex Offender Management Association (ASOMA) Conference was held in North Little Rock on September 27-28. Over 100 law enforcement professionals gathered in a concentrated effort to increase sex offender management initiatives statewide. Guest speakers included the Arkansas Attorney General Tim Griffin, North Little Rock Mayor Terry Hartwick, Colleen Nick of the Morgan Nick Foundation, Joel Humphrey of Federal Probation, Sex Offender Community Notification Assessment (SOCNA) Administrator Nicole Pugh, Survivor/Executive Director at Break the Silence: Victim to Victory Non-Profit Organization Brittney Blackerby, the Arkansas Association for the Treatment of Sexual Abusers (AR-ATSA) President Sam Wallace, and ACC Sex Offender Services Area Manager Jennifer Dean Jordan. ACC Sex Offender Services Community Supervision Officer/Polygraph Examiner Rachel Shuptrine and Assistant Area Manager Kenny Kendrick serve on the ASOMA Board.



**TREATMENT:**

**PROGRAM SUMMARY**

1,006 probationers and parolees were served in the general Substance Use Disorder Treatment programs. Another 1,647 participants were served in the Drug Court Treatment programs, bringing the total served to 2,653 for the month. A total of 151 residents have agreed to participate in Medication-Assisted Treatment (MAT) since the program started in July 2018. A total of 496 were discharged with follow up in the community in progress and 137 have completed the program. Partnerships are in effect with 80 community

**TREATMENT, continued:**

providers to continue MAT upon release from an ACC center.

In September, there were 26 active participants in the Telehealth program implemented in January 2023.

**Ongoing Projects**

Treatment supervisors reported combined 248 hours of direct clinical supervision with Treatment staff in 33 Community Correction locations.

**General Treatment Program Summary**

(Non-Drug Court):	Number of Participants
Substance Use Disorder Treatment	1,006
Continuing Care	277
Domestic Violence Prevention	26
Anger Management	111
Tobacco Use Treatment	6

**REENTRY PROGRAM:**

**REENTRY FACILITIES:**

As of September 30, ACC had five licensed Reentry Facilities with 181 total residents in Phases I-IV of the Reentry program. Since the program began, a total of 2,987 individuals have successfully completed and graduated from the program. There was a total of 19 reentry graduates during the month.

During the month, 23 new residents were transferred into the Reentry program, eight residents started the Career Readiness Certificate program and 15 residents completed the program. A total of nine Reentry Facility residents received their driver's license, 17 received an ID card, 12 received their Social Security card and four received birth certificates.

**REENTRY OFFICERS:**

In September, 129 Reentry residents were reported to be employed and 28 residents were reported to be ineligible for employment at this time. Reentry

Officers reported three education referrals, which resulted in enrollments.

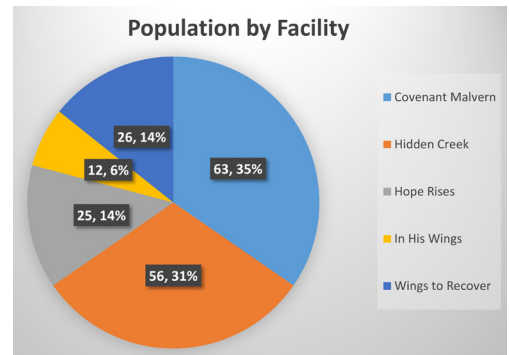
Reentry Officers conducted 153 reentry facility office visits, 135 Phase IV office visits, 71 Phase IV home visits and 44 pre-parole plan verifications. Reentry Officers made 27 community contacts within their assigned area during the month and conducted 41 office visits in their area. Additionally, five job fairs were held resulting in 37 residents in attendance.

**TRANSITIONAL HOUSING:**

There are 19 licensed vendor facilities with 593 beds (487 ACC-funded) in the facilities.

Within the transitional facilities, there are 277 residents who have obtained full-time employment.

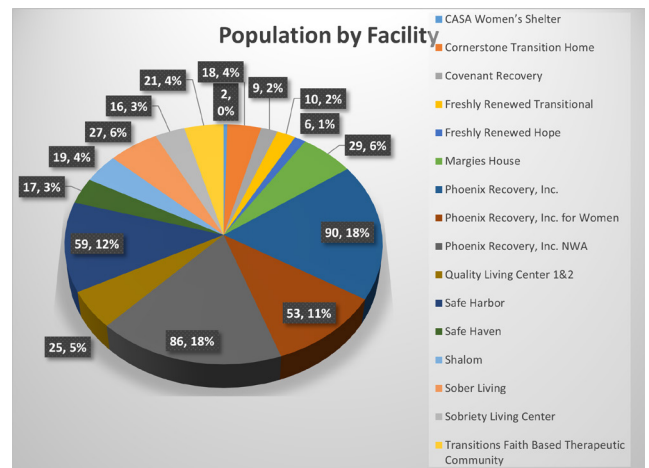
In September, 249 residents who previously received their GED or high school diploma.



During the month, there were 40 registered sex offenders living in transitional facilities.

A total of 26 residents received their driver's license, 144 received an ID card, 149 received their Social Security card and 20 received birth certificates.

A total of 71 residents graduated from the Transitional Housing program, 43 absconded and 22 were dismissed.



**SUPPLEMENTAL REPORTS**

**MEDICATION-ASSISTED TREATMENT PROGRAM (MAT) REPORT - SEPTEMBER 2023**

Locations:	MAT Start Dates	Active Program Participants	New Clients in the Program this Month	Dropped Out	Total Active Participants
CACCC - Little Rock	Sep-19	13	2	0	13
EACCC - West Memphis	Jul-18	27	6	0	27
NEACCC - Osceola	Dec-21	1	0	0	1
NWACCC - Fayetteville	Sep-19	1	0	0	1
OTVCCC - Malvern	Jul-18	**ended July 2021		0	0
SWACCC - Texarkana	Jul-18	13	3	0	13
Probation / Parole	2018	151	12	0	151
Medically Withdrawn	Closed Unsuccessful	Successful Completion	Total Active		
83	165	136	148		
Total # of Participants Since Program Began					824

Action	Oct-22	Nov-22	Dec-22	Jan-23	Feb-23	Mar-23
Assessments Completed in units	15	7	7	14	14	8
# of Clients Educated in units	592	526	444	418	537	638
# of Clients Released to Supervision	6	10	6	14	17	14
Pre-Release Interviews Completed	13	11	6	19	19	9

Action	Apr-23	May-23	Jun-23	Jul-23	Aug-23	Sep-23
# of Assessments Completed in units	6	10	3	42	20	11
# of Clients Educated in units	626	669	391	352	515	403
# of Clients Released to Supervision	11	10	8	12	7	3
Pre-Release Interviews Completed	15	12	10	14	15	15



COMMUNITY SUPERVISION FEE COLLECTIONS AND WAIVERS - SEPT. 2023 – Page 1

	Sep-22	Oct-22	Nov-22	Dec-22	Jan-23	Feb-23	Mar-23	Apr-23	May-23	Jun-23	Jul-23	Aug-23	Sep-23
<b>Area 1 - Fayetteville</b>													
Fees Possible	162,400	162,330	161,420	161,910	161,910	161,665	161,630	162,295	162,855	162,295	162,680	163,625	163,870
Fees Collected	147,952	150,795	143,292	146,378	158,297	153,759	179,446	143,289	145,384	163,293	149,942	153,786	147,128
% Collected	91%	93%	89%	90%	98%	95%	111%	88%	89%	101%	92%	94%	90%
% Paying Offenders	53%	55%	52%	53%	56%	55%	60%	52%	52%	56%	53%	54%	54%
% Employed	89%	90%	90%	89%	89%	88%	89%	89%	89%	88%	89%	89%	88%
Fees Converted	2,937	4,471	3,916	4,109	5,117	6,430	6,166	4,527	4,888	5,781	5,088	5,510	4,487
% Converted	2%	3%	2%	3%	3%	4%	4%	3%	3%	4%	3%	3%	3%
Fees Waived	3,325	3,990	3,815	3,780	3,920	3,920	3,745	4,305	3,990	3,885	3,955	4,095	4,095
% Waived	2%	2%	2%	2%	2%	2%	2%	3%	2%	2%	2%	3%	2%
<b>Area 2 - Mountain Home</b>													
Fees Possible	70,700	71,505	71,610	71,330	70,595	71,645	72,625	73,850	72,800	72,590	96,180	97,125	96,530
Fees Collected	63,232	77,167	69,465	70,240	70,606	71,303	82,208	65,462	68,280	72,555	93,865	93,460	91,314
% Collected	89%	108%	97%	98%	100%	100%	113%	89%	94%	100%	98%	96%	95%
% Paying Offenders	57%	62%	60%	61%	63%	60%	65%	57%	59%	62%	61%	61%	60%
% Employed	89%	90%	90%	89%	88%	89%	86%	87%	88%	88%	88%	87%	86%
Fees Converted	165	655	402	-	355	740	517	407	303	594	503	1,564	1,114
% Converted	0%	1%	1%	0%	1%	1%	1%	1%	0%	1%	1%	2%	1%
Fees Waived	420	490	560	525	560	560	595	420	420	420	1,155	1,225	1,155
% Waived	1%	1%	1%	1%	1%	1%	1%	1%	1%	1%	1%	1%	1%
<b>Area 3 - Searcy</b>													
Fees Possible	115,815	116,445	115,850	115,990	116,375	116,270	117,285	118,440	118,475	117,460	114,205	113,330	113,785
Fees Collected	108,919	109,884	105,664	106,786	114,056	116,417	120,008	105,505	106,137	111,162	103,221	103,316	111,484
% Collected	94%	94%	91%	92%	98%	100%	102%	89%	90%	95%	90%	91%	98%
% Paying Offenders	55%	56%	55%	55%	58%	58%	58%	53%	54%	56%	54%	53%	56%
% Employed	81%	82%	82%	81%	80%	81%	81%	82%	82%	82%	82%	78%	79%
Fees Converted	3,034	2,349	2,195	3,099	3,427	3,424	2,786	2,062	2,263	3,762	3,333	4,975	4,771
% Converted	3%	2%	2%	3%	3%	3%	2%	2%	2%	3%	3%	4%	4%
Fees Waived	3,045	3,220	3,115	2,975	3,045	2,940	3,430	3,290	3,220	3,185	3,045	2,905	2,975
% Waived	3%	3%	3%	3%	3%	3%	3%	3%	3%	3%	3%	3%	3%
<b>Area 4 - Jonesboro</b>													
Fees Possible	100,800	100,065	99,995	100,310	100,625	101,325	100,940	99,120	99,015	98,175	117,670	115,640	115,360
Fees Collected	89,496	93,105	79,770	84,590	89,445	96,762	99,013	79,836	85,339	89,901	100,992	104,722	101,359
% Collected	89%	93%	80%	84%	89%	95%	98%	81%	86%	92%	85%	91%	88%
% Paying Offenders	52%	53%	49%	51%	54%	55%	56%	50%	50%	54%	51%	53%	52%
% Employed	81%	81%	80%	79%	79%	80%	79%	79%	80%	82%	82%	81%	82%
Fees Converted	4,488	5,813	7,357	7,664	4,681	6,780	4,761	5,693	2,816	7,150	5,792	5,799	6,397
% Converted	4%	6%	7%	8%	5%	7%	5%	6%	3%	7%	5%	5%	6%
Fees Waived	6,055	6,195	6,020	6,230	6,125	6,125	6,195	6,545	6,090	6,020	6,125	6,650	6,965
% Waived	6%	6%	6%	6%	6%	6%	6%	7%	6%	6%	5%	6%	6%
<b>Area 5 - Fort Smith</b>													
Fees Possible	101,850	101,150	102,865	103,530	103,670	103,705	104,545	106,155	106,715	106,295	104,405	105,490	104,685
Fees Collected	89,636	87,938	93,525	89,813	102,668	100,568	112,709	89,684	85,425	100,919	99,272	92,612	92,810
% Collected	88%	87%	91%	87%	99%	97%	108%	84%	80%	95%	95%	88%	89%
% Paying Offenders	53%	52%	53%	52%	55%	54%	59%	50%	48%	55%	55%	53%	53%
% Employed	83%	83%	82%	83%	82%	83%	82%	82%	82%	83%	83%	83%	83%
Fees Converted	3,124	6,070	3,303	5,247	3,129	5,221	4,730	3,135	2,637	4,611	4,480	4,841	3,267
% Converted	3%	6%	3%	5%	3%	5%	5%	3%	2%	4%	4%	5%	3%
<b>Area 6 - Conway</b>													
Fees Possible	90,825	90,685	90,825	90,580	90,370	90,195	91,280	88,935	88,445	88,270	89,320	90,580	90,230
Fees Collected	88,593	83,824	87,869	85,177	85,094	89,295	86,146	102,762	80,818	81,070	82,430	82,056	85,955
% Collected	98%	92%	97%	94%	94%	99%	94%	116%	91%	92%	92%	91%	95%
% Paying Offenders	57%	55%	57%	56%	58%	60%	56%	65%	57%	58%	58%	56%	57%
% Employed	82%	83%	83%	82%	82%	80%	81%	81%	81%	82%	80%	80%	80%
Fees Converted	1,970	1,765	1,840	2,817	2,026	3,499	3,104	2,037	2,525	1,741	2,102	2,548	2,943
% Converted	2%	2%	2%	3%	2%	4%	3%	2%	3%	2%	2%	3%	3%
Fees Waived	1,750	1,785	1,680	1,505	1,470	1,575	1,575	1,820	2,030	2,065	1,925	2,100	2,485
% Waived	2%	2%	2%	2%	2%	2%	2%	2%	2%	2%	2%	2%	3%
<b>Area 7 - LR Probation</b>													
Fees Possible						90,755	91,175	90,825	91,210	91,735	94,115	102,725	
Fees Collected						84,564	91,947	76,200	77,491	85,390	82,711	86,201	
% Collected						93%	101%	84%	85%	92%	88%	84%	
% Paying Offenders						54%	56%	51%	51%	53%	51%	48%	
% Employed						83%	83%	83%	83%	81%	82%	81%	
Fees Converted						1,239	1,045	814	1,111	1,430	1,023	902	
% Converted						1%	1%	1%	1%	2%	1%	1%	
Fees Waived						3,220	3,535	3,815	3,850	3,465	3,360	3,395	
% Waived						4%	4%	4%	4%	4%	4%	3%	
<b>Area 8 - LR Parole</b>													
Fees Possible	170,135	169,820	170,275	169,015	166,180	163,835	73,675	73,045	72,765	73,535	72,380	72,835	73,850
Fees Collected	151,726	139,259	150,323	141,568	153,132	153,536	64,079	69,219	60,119	57,241	63,907	59,274	60,928
% Collected	89%	82%	88%	84%	92%	93%	87%	95%	83%	78%	88%	81%	83%
% Paying Offenders	50%	48%	49%	48%	52%	53%	51%	53%	48%	46%	51%	48%	49%
% Employed	83%	83%	83%	82%	82%	81%	81%	80%	82%	81%	81%	82%	81%
Fees Converted	4,466	3,696	3,696	5,247	1,771	5,584	2,387	3,487	3,279	2,629	3,014	4,444	4,711
% Converted	3%	2%	2%	3%	1%	3%	3%	5%	5%	4%	4%	6%	6%
Fees Waived	6,195	6,685	6,545	6,370	6,230	5,915	3,010	2,905	3,395	3,395	3,045	3,465	3,605
% Waived	4%	4%	4%	4%	4%	4%	4%	4%	5%	5%	4%	5%	5%



COMMUNITY SUPERVISION FEE COLLECTIONS AND WAIVERS - SEPT. 2023 – Page 2

	Sep-22	Oct-22	Nov-22	Dec-22	Jan-23	Feb-23	Mar-23	Apr-23	May-23	Jun-23	Jul-23	Aug-23	Sep-23
<b>Area 9 - West Memphis</b>													
Fees Possible	48,615	50,085	49,280	49,210	48,755	48,475	47,985	47,775	47,565	46,865			
Fees Collected	43,564	41,220	39,642	38,469	44,648	42,867	49,780	37,616	42,191	43,888			
% Collected	90%	82%	80%	78%	92%	88%	104%	79%	89%	94%			
% Paying Offenders	52%	49%	47%	46%	51%	49%	57%	48%	51%	53%			
% Employed	72%	71%	72%	70%	70%	70%	69%	72%	71%	71%			
Fees Converted	2,571	2,651	1,958	2,312	2,420	2,750	2,681	2,321	2,739	2,558			
% Converted	5%	5%	4%	5%	5%	6%	6%	5%	6%	5%			
Fees Waived	1,190	945	980	840	1,225	1,155	1,085	1,120	1,155	1,085			
% Waived	2%	2%	2%	2%	3%	2%	2%	2%	2%	2%			
<b>Area 10 - Hot Springs</b>													
Fees Possible	114,765	116,480	115,850	116,585	117,180	117,075	116,305	117,250	115,640	116,935	117,285	117,530	118,160
Fees Collected	100,109	108,223	100,860	102,562	105,927	107,217	119,383	96,962	98,745	108,584	103,919	108,823	105,333
% Collected	87%	93%	87%	88%	90%	92%	103%	83%	85%	93%	89%	93%	89%
% Paying Offenders	53%	55%	53%	53%	55%	53%	58%	50%	52%	55%	53%	55%	54%
% Employed	82%	82%	82%	82%	81%	81%	82%	81%	82%	81%	81%	82%	82%
Fees Converted	3,559	1,551	2,261	2,988	5,059	2,316	4,700	2,679	1,455	2,651	2,560	2,646	4,433
% Converted	3%	1%	2%	3%	4%	2%	4%	2%	1%	2%	2%	2%	4%
Fees Waived	7,350	7,875	7,420	7,910	7,840	7,140	7,105	7,665	7,455	7,560	7,910	7,945	7,735
% Waived	6%	7%	6%	7%	7%	6%	6%	7%	6%	6%	7%	7%	7%
<b>Area 11 - Pine Bluff</b>													
Fees Possible	92,435	92,715	92,890	91,875	91,490	91,070	91,000	92,085	93,205	92,995	102,655	102,970	101,850
Fees Collected	86,648	84,699	87,828	82,971	88,306	84,466	91,550	79,026	82,961	90,170	94,765	94,014	99,478
% Collected	94%	91%	95%	90%	97%	93%	101%	86%	89%	97%	92%	91%	98%
% Paying Offenders	58%	57%	58%	57%	60%	57%	60%	54%	56%	59%	57%	57%	59%
% Employed	75%	76%	76%	78%	77%	77%	76%	77%	77%	78%	78%	77%	77%
Fees Converted	3,993	3,972	3,787	4,411	4,722	5,060	5,737	3,846	4,803	4,587	6,729	4,397	4,538
% Converted	4%	4%	4%	5%	5%	6%	6%	4%	5%	5%	7%	4%	4%
Fees Waived	3,045	2,940	2,870	3,045	3,115	2,905	2,940	3,010	3,150	2,975	3,500	3,465	3,500
% Waived	3%	3%	3%	3%	3%	3%	3%	3%	3%	3%	3%	3%	3%
<b>Area 12 - Texarkana</b>													
Fees Possible	97,125	97,230	97,510	98,140	97,405	96,390	96,635	97,440	97,090	97,510	97,650	98,035	97,055
Fees Collected	91,724	91,814	81,976	83,470	92,266	90,775	99,591	77,505	79,458	84,291	88,083	93,186	79,493
% Collected	94%	94%	84%	85%	95%	94%	103%	79%	81%	86%	90%	95%	82%
% Paying Offenders	54%	54%	51%	51%	55%	53%	56%	47%	49%	50%	51%	54%	49%
% Employed	80%	80%	80%	79%	80%	81%	81%	80%	80%	79%	79%	79%	78%
Fees Converted	3,032	6,696	2,756	2,464	4,818	5,687	4,108	2,937	2,976	3,025	5,352	6,634	3,685
% Converted	3%	7%	3%	3%	5%	6%	4%	3%	3%	3%	5%	7%	4%
Fees Waived	2,835	2,870	2,800	3,010	2,765	2,660	2,555	2,765	3,325	3,290	3,815	3,885	3,710
% Waived	3%	3%	3%	3%	3%	3%	3%	3%	3%	3%	4%	4%	4%
<b>Grand Total</b>													
Fees Possible	1,165,010	1,169,105	1,166,865	1,165,430	1,162,035	1,163,330	1,162,105	1,166,445	1,166,375	1,164,555	1,170,260	1,180,550	1,196,020
Fees Collected	1,044,362	1,083,038	1,028,769	1,043,505	1,109,050	1,098,924	1,217,615	992,024	1,009,720	1,096,490	1,058,100	1,077,002	1,051,257
% Collected	90%	93%	88%	90%	95%	94%	105%	85%	87%	94%	90%	91%	88%
% Paying Offenders	53%	54%	53%	54%	56%	55%	59%	51%	52%	55%	54%	54%	53%
% Employed	82%	83%	82%	82%	82%	82%	82%	82%	82%	82%	82%	82%	82%
Fees Converted	32,364	39,763	35,998	36,090	42,809	45,136	42,753	34,224	30,359	41,264	41,852	44,921	40,813
% Converted	3%	3%	3%	3%	4%	4%	4%	3%	3%	4%	4%	4%	3%
Fees Waived	37,730	39,060	38,010	38,360	38,045	37,485	38,255	40,880	40,845	39,655	41,300	42,770	49,000
% Waived	3%	3%	3%	3%	3%	3%	3%	4%	4%	3%	4%	4%	4%

- Fees Possible:** The amount of supervision fees that can be collected per active/electronic monitoring supervision status of offenders for that month only. Does not include annual, pre-trial, and SIS.
- Fees Collected:** Actual amount of money collected that can be deposited in Special Revenue fund. Please keep in mind the amount collected could include an offender that pays three months in advance.
- Fees Converted:** Amount not included in Fees Collected. Represents the amount of money lost by conversions. If this money were collected instead of converted, it would be added to Fees Collected.
- Fees Waived:** Amount not included in Fees Collected. Represents the amount of money lost by waivers. If this money were collected instead of waived, it would be added to Fees Collected.

CENTER POPULATIONS - SEPTEMBER 2023

ARDOC  
REPORT NO. IPTR500 -  
18

ARKANSAS DEPARTMENT OF CORRECTION  
ACC OPTION  
STATEWIDE POPULATION REPORT

PAGE: 1 of 2  
PROCESSED: 09/29/2023 12:30  
AM REQUESTOR: eOMIS

FOR: 09/29/2023

Location:	In Count	Out To:				Total	Capacity	% Capacity
		ORCU Hosp	Other Hosp	Furlough	Court			
Central AR CCC - Males/ Sanction Males*	6	0	0	0	0	6	0	
Central AR CCC - Males/Males	152	0	0	0	0	152	150	
<b>Central AR CCC - Males Total</b>	<b>158</b>	<b>0</b>	<b>0</b>	<b>0</b>	<b>0</b>	<b>158</b>	<b>150</b>	<b>105.3%</b>
East Central AR CCC/Females	342	0	0	0	0	342	362	
East Central AR CCC Supervision Sanction-Female/90 Day PV in CCC Females	37	0	0	0	0	37	0	
East Central AR CCC Supervision Sanction-Female/Females	81	0	0	0	0	81	88	
<b>East Central AR CCC Total</b>	<b>460</b>	<b>0</b>	<b>0</b>	<b>0</b>	<b>0</b>	<b>460</b>	<b>450</b>	<b>102.2%</b>
NE AR CCC - Drug Treatment/Males	18	0	0	0	1	19	25	
NE AR CCC/Males	221	0	0	0	2	223	215	
<b>NE AR CCC Total</b>	<b>239</b>	<b>0</b>	<b>0</b>	<b>0</b>	<b>3</b>	<b>242</b>	<b>240</b>	<b>100.8%</b>
NW AR CCC/Females	114	0	0	0	0	114	114	
<b>NW AR CCC Total</b>	<b>114</b>	<b>0</b>	<b>0</b>	<b>0</b>	<b>0</b>	<b>114</b>	<b>114</b>	<b>100.0%</b>
Omega Supervision Sanction Center/90 Day PV in CCC Males	242	0	0	0	0	242	0	
Omega Supervision Sanction Center/Males	116	0	0	0	7	123	300	
<b>Omega Supervision Sanction Center Total</b>	<b>358</b>	<b>0</b>	<b>0</b>	<b>0</b>	<b>7</b>	<b>365</b>	<b>300</b>	<b>121.7%</b>
SW AR CCC/Males	432	0	0	0	3	435	440	
SW AR Supervision Sanction Center/Males	112	0	0	0	0	112	100	
<b>SW AR CCC Total</b>	<b>544</b>	<b>0</b>	<b>0</b>	<b>0</b>	<b>3</b>	<b>547</b>	<b>540</b>	<b>101.3%</b>
<b>In Transit Count:</b>	<b>0</b>							
<b>TOTALS - UNIT COUNT</b>	<b>1,873</b>	<b>0</b>	<b>0</b>	<b>0</b>	<b>13</b>	<b>1,886</b>		
					<b>Male</b>	<b>1,312</b>	<b>1,230</b>	<b>106.7%</b>
					<b>Female</b>	<b>574</b>	<b>564</b>	<b>101.8%</b>
					<b>Total</b>	<b>1,886</b>	<b>1,794</b>	<b>105.1%</b>
<b>County Jail Backup SSP/Females Total</b>	<b>13</b>	<b>0</b>	<b>0</b>	<b>0</b>	<b>0</b>	<b>13</b>		
<b>County Jail Backup SSP/Males Total</b>	<b>20</b>	<b>0</b>	<b>0</b>	<b>0</b>	<b>0</b>	<b>20</b>		
<b>County Jail Backup/Females Total</b>	<b>58</b>	<b>0</b>	<b>0</b>	<b>0</b>	<b>0</b>	<b>58</b>		
<b>County Jail Backup/Males Total</b>	<b>64</b>	<b>0</b>	<b>0</b>	<b>0</b>	<b>0</b>	<b>64</b>		
<b>TOTAL - NONAGENCY</b>	<b>155</b>	<b>0</b>	<b>0</b>	<b>0</b>	<b>0</b>	<b>155</b>		
					<b>Male</b>	<b>84</b>		
					<b>Female</b>	<b>71</b>		
					<b>Total</b>	<b>155</b>		
<b>Re-Entry Act 146 Total</b>	<b>191</b>	<b>0</b>	<b>0</b>	<b>0</b>	<b>0</b>	<b>191</b>	<b>195</b>	<b>97.9%</b>

## RESIDENTIAL CENTERS STATISTICS AT A GLANCE - SEPTEMBER 2023

**Resident Admissions:**

CAC: 37  
 ECAC: 79  
 NEAC: 44  
 NWAC: 10  
 OMEGA: 66  
 SWAC: 106

**Resident Releases:**

CAC: 23  
 ECAC: 87  
 NEAC: 41  
 NWAC: 11  
 OMEGA: 70  
 SWAC: 95

**Affordable Healthcare Enrollment:**

CAC: 28  
 ECAC: 76  
 NEAC: 41  
 NWAC: 0  
 OMEGA: 115  
 SWAC: 105

**Wage Class Enrollment:**

CAC: 9  
 ECAC: N/A  
 NEAC: 0  
 NWAC: 11  
 OMEGA: 8  
 SWAC: 21

**Shorter College Enrollment:**

CAC: 37  
 ECAC: 80  
 NEAC: 53  
 NWAC: 6  
 SWAC: 58  
 OMEGA: 0

**Henderson State University Enrollment:**

OMEGA: 109  
 SWAC: 75

**Exodus Enrollment:**

CAC: 57  
 ECAC: 19

**Good Grid Enrollment**

CAC: 8  
 ECAC: 82  
 NEAC: 28  
 NWAC: 30  
 OMEGA: 33  
 SWAC: 51

**Photo IDs Issued:**

CAC: 15  
 ECAC: 10  
 NEAC: 4  
 NWAC: 2  
 OMEGA: 31  
 SWAC: 5

**Drivers Licenses Obtained:**

CAC: 6  
 ECAC: 3  
 NEAC: 2  
 NWAC: 8  
 OMEGA: 9  
 SWAC: 2

**MAT Participants:**

CAC: 15  
 ECAC: 27  
 NEAC: 1  
 NWAC: 1  
 OMEGA: 0  
 SWAC: 10

**Reformers Anonymous:**

SWAC: 32

**Life Recovery:**

OMEGA: 49

**W.O.R.K.:**

NEAC: 12

**Victim Impact Panel:**

SWAC: 19

**VIP Class:**

NEAC: 0

**Number of Volunteers:**

CAC: 49  
 ECAC: 102  
 NEAC: 59  
 NWAC: 102  
 OMEGA: 9  
 SWAC: 83

**Number of Volunteer Hours:**

CAC: 339  
 ECAC: 147.5  
 NEAC: 114  
 NWAC: 288.5  
 OMEGA: 44.07  
 SWAC: 613

**GED Enrollment:**

CAC: 32  
 ECAC: 62  
 NEAC: 21  
 NWAC: 28  
 OMEGA: 10  
 SWAC: 87

**GED Completed:**

CAC: 0  
 ECAC: 1  
 NEAC: 3  
 NWAC: 1  
 OMEGA: 0  
 SWAC: 2

**AA/NA Attendance:**

CAC: 64  
 ECAC: 419  
 NEAC: 46  
 NWAC: 56  
 OMEGA: 168  
 SWAC: 2

**Celebrate Recovery Attendance:**

CAC: 31  
 ECAC: N/A  
 NEAC: 36  
 NWAC: 10  
 OMEGA: 0  
 SWAC: 47



## COMMUNITY SUPERVISION POPULATION

**Active:**

Includes current status of Active, Abscond and Electronic Monitoring

**Inactive:**

Includes current status of Non Reporting, Unsupervised, SIS  
(Suspended Imposition of Sentence), Incarcerated and Out to Other State

<b>Area #</b>	<b>AREA</b>	<b>Active (including Abscond)</b>	<b>Inactive</b>	<b>TOTAL</b>
Area 1	Fayetteville	7,147	3,090	10,237
Area 2	Mountain Home	3,362	879	4,241
Area 3	Searcy	4,473	1,323	5,796
Area 4	Jonesboro	4,708	2,259	6,967
Area 5	Fort Smith	3,990	4,119	8,109
Area 6	Conway	3,387	1,133	4,520
Area 7	Little Rock-Probation	3,938	1,024	4,962
Area 8	Little Rock-Parole	3,616	689	4,305
Area 9	Texarkana	4,005	1,480	5,485
Area 10	Hot Springs	5,089	1,060	6,149
Area 11	Pine Bluff	4,526	918	5,444
ISC	C.O. Interstate Compact		1,787	1,787
	<b>Statewide Totals by Status</b>	<b>48,241</b>	<b>19,761</b>	<b>68,002</b>

COMMUNITY SUPERVISION POPULATION

Statewide Totals by Current Supervision Status as of 9/30/23

Area #	AREA	Active (including Abscond)			Inactive					OVERALL TOTALS PER AREA
		Active (Direct Supv)	Electronic Monitoring (Direct)	Absconded	Incarcerated	Non-Reporting	Out to Other State	Unsupervised	Suspnd Imposition of Snt (SIS)	
Area 1	Fayetteville	5,234	54	1,859	552	462	672	311	1,093	10,237
Area 2	Mountain Home	2,862	24	476	179	126	184	69	321	4,241
Area 3	Searcy	3,491	6	976	260	179	239	96	549	5,796
Area 4	Jonesboro	3,519	16	1,173	277	276	176	114	1,416	6,967
Area 5	Fort Smith	3,190	27	773	215	263	131	142	3,368	8,109
Area 6	Conway	2,688	11	688	244	149	104	40	596	4,520
Area 7	Little Rock-Probation	3,433	5	500	215	397	58	16	338	4,962
Area 8	Little Rock-Parole	2,349	101	1,166	137	227		158	167	4,305
Area 9	Texarkana	2,956	18	1,031	311	264	314	91	500	5,485
Area 10	Hot Springs	3,707	26	1,356	312	163	101	155	329	6,149
Area 11	Pine Bluff	3,209	26	1,291	248	121	61	134	354	5,444
ISC	C.O. Interstate Compact				6	75	1,706			1,787
	Statewide Totals by Current Supervision Status	36,638	314	11,289	2,956	2,702	3,746	1,326	9,031	68,002

Total Active excluding Abscond
36,952

Explanation for "Current Supervision Status"

**Active Supervision:**

Offender is currently on Active/Direct Supervision Status.

**Electronic Monitoring:**

Offender is currently on an Electronic Monitor.

**Incarcerated:**

Offender is currently incarcerated including the following:

- Parole Holds (in state and out-of-state)
- ACT 570 Holds
- County Jail (including possible new charges—felony or misdemeanors—or serving commitments for traffic fines, court commitments, etc).

**Non Reporting:**

Drug Court offender currently in a Community Correction Center for sanction or court commitment, on detainer (federal or ICE hold), out-of-state, in CCC Residential Treatment, nursing home, hospital, or Arkansas State Hospital.

Out-To-Other-State:

Offender supervised out of Arkansas through Interstate Compact.

**Unsupervised:**

Parolee whose earned Good Time has met the requirements for unsupervised parole, probationers who received Unsupervised Sentence (e.g., five-year probation sentence specified as 3 years supervised and an additional 2 years unsupervised probation; or an unsupervised probation sentence which is common for misdemeanor offenses (e.g., 1 year unsupervised probation term).

**Suspended Imposition of Sentence (SIS):**

Offender received a suspended term of supervision.

COMMUNITY SUPERVISION RISK LEVELS

Statewide Risk Levels by Caseload Types as of September 30, 2023

CURRENT RISK LEVELS	Parole	Probation	Drug Court	Hope Court	Mental Health Court	Veterans Court	Swift Courts	Pre Adjudicated	Pre Trial/ Drug Court	Pre Trial/ Pre-Adjudicated	Pre Trial/ Regular	Pre Trial/ Veterans Court	Suspended	Ext Sex Offender Supv	Totals
Maximum	2,641	1,589	170	4		11					1		322		4,738
Medium	9,098	12,148	1,097	28	10	48	3		2	29	10	1	1,492	3	23,969
Minimum	5,935	15,865	515	14	5	51	3	1	10	50	7	3	1,412		23,871
Annual Reporting	2,204	1,194	1					1					153		3,553
Unassigned	2,924	2,982	55	1	1	3			16		8		5,881		11,871
Sum:	22,802	33,778	1,838	47	16	113	6	2	28	79	26	4	9,260	3	68,002

CURRENT RISK LEVELS ASSIGNED EXPLANATION:

- Maximum- last risk level score as "High"
- Medium- last risk level score as "Medium"
- Minimum- last risk level score as "Low"
- Annual- identifies offenders that are supervised Annual Reporting
- Unassigned- no ARORA has been completed or offender is currently supervised as "Unsupervised" where the risk level was changed to unassigned

Statewide Risk Levels by Caseload Supervision Status as of September 30, 2023

RISK LEVELS BY CURRENT SUPERVISION STATUS	Maximum	Medium	Minimum	Annual Reporting	Unassigned	Sum:
Active (Direct Supv)	2,065	13,992	16,839	2,802	940	36,638
Electronic Monitoring (Direct)	102	193	14	2	3	314
Absconded	1,390	5,134	2,914	76	1,775	11,289
Incarcerated	416	1,358	498	9	675	2,956
Non-Reporting	314	926	492	16	954	2,702
Out to Other State	131	782	1,373	43	1,417	3,746
Unsupervised	8	127	358	452	381	1,326
Suspnd Imposition of Snt (SIS)	312	1,457	1,383	153	5,726	9,031
Sum:	4,738	23,969	23,871	3,553	11,871	68,002

## COMMUNITY SUPERVISION GAINS AND LOSSES - SEPTEMBER 2023

Supervision Events		Parole	Probation	Pre-Trial	Suspended	Sum:
<b>Total Gains</b>	<b>Intakes</b>	710	1,211	18	163	<b>2,102</b>
	<b>Sanction Release from SSP</b>	149	10			<b>159</b>
	<b>Total Gains</b>					<b>2,261</b>
<b>Total Losses</b>	<b>Revocations/or New ADC or CCC Sentence</b>	311	260		41	<b>612</b>
	<b>Sanction Incarceration SSP</b>	112	7			<b>119</b>
	<b>Terminations</b>	196	511	6	185	<b>898</b>
	<b>Total Losses</b>					<b>1,629</b>

## SRT TASK FORCE REPORT - SEPTEMBER 2023

ARRESTS:	
<b>Absconders</b>	44
<b>Active Supervision</b>	27
<b>Collateral Arrests</b>	72
<b>SRT Total:</b>	30
<b>Task Force Total:</b>	113

<b>SRT Plus Task Force Total:</b>	143
<b>Felony Charges</b>	201
<b>Misdemeanor Charges</b>	35
<b>Traffic Charges</b>	18
<b>Narcotics Arrests</b>	61

CONFISCATIONS:	
<b>Marijuana</b>	24,032.2 grams
<b>Meth</b>	9,846.8 grams
<b>Cocaine</b>	297 grams
<b>Fentanyl</b>	1,566.4 grams
<b>Fentanyl Pills</b>	400 pills
<b>Prescription Pills</b>	187 pills
<b>Handguns</b>	11
<b>Rifles</b>	2
<b>Recovered Vehicles</b>	0
<b>Drug Paraphernalia</b>	40 items
<b>Currency Seized</b>	\$12,028.00

COMMUNITY SUPERVISION - COMMUNITY SERVICE - SEPTEMBER 2023

Community Service Report

AREAS	CITIES WITHIN AREA	FY2023 TOTALS	2022				2023								SEPTEMBER		FY2024 TOTALS
			SEPTEMBER	OCTOBER	NOVEMBER	DECEMBER	JANUARY	FEBRUARY	MARCH	APRIL	MAY	JUNE	JULY	AUGUST	NUMBER OF PARTICIPANTS	NUMBER OF HOURS	
1	Bentonville, Fayetteville, Huntsville	12,985.56	1,404.00	1,059.25	1,594.25	907.25	1,082.00	1,006.00	820.56	507.50	876.50	887.75	795.50	1,137.40	79	1,099.00	3,031.90
2	Harrison, Mountain Home, Salem, Mountain View, Berryville	9,794.50	1,126.25	566.00	570.00	389.00	577.75	907.00	1,152.50	1,271.50	598.50	859.50	770.50	1,662.41	62	956.75	3,389.66
3	Searcy, Newport, Walnut Ridge, Ash Flat, Heber Springs, Batesville, Pocahontas, Lonoke	27,553.95	2,431.83	3,108.00	1,577.00	2,629.00	2,368.58	2,179.75	2,215.52	1,546.77	2,316.75	1,976.75	1,441.84	2,082.60	80	1,650.23	5,174.67
4	Jonesboro, Paragould, Osceola	6,416.50	476.00	707.00	618.00	607.00	405.50	578.25	357.00	486.50	329.00	433.25	546.50	746.30	90	766.25	2,059.05
5	Fort Smith, Booneville, Clarksville, Ozark, Mena	8,283.79	647.00	870.50	783.00	765.00	486.95	599.15	538.50	417.04	388.00	507.15	499.95	570.75	52	404.00	1,474.70
6	Conway, Russellville, Morrilton, Danville	7,043.22	541.00	952.00	454.00	663.00	489.93	429.04	496.66	454.11	297.46	340.58	381.48	479.03	48	490.91	1,351.42
7	Little Rock	6,830.18	-	-	-	-	-	898.33	2,208.85	745.00	1,308.00	1,670.00	756.00	1,340.50	49	1,079.50	3,176.00
8	Little Rock, North Little Rock	12,744.34	1,080.00	986.00	2,066.00	367.00	1,325.00	227.00	384.00	229.09	279.00	302.00	384.00	404.25	31	341.00	1,129.25
9	Forrest City, Helena, West Memphis	4,358.48	305.08	277.20	338.20	319.00	367.00	341.49	470.50	270.51	332.50	377.00	17.00	Area Dissolved		17.00	
10	Malvern, Benton, Sheridan, Arkadelphia, Hot Springs, Benton, Camden, Fordyce	9,765.40	965.75	619.25	54.00	57.00	1,257.00	723.00	1,028.75	835.50	568.00	1,194.00	623.25	769.00	86	811.50	2,203.75
11	Pine Bluff, Stuttgart, Monticello, El Dorado, Crossett	11,066.75	688.00	588.25	1,017.00	647.50	1,079.25	852.00	1,043.75	979.00	1,160.75	698.75	990.25	1,248.75	72	1,279.25	3,518.25
12	Texarkana, Ashdown, Hope, Lewisville, Nashville, Magnolia	10,003.30	889.15	920.40	431.00	547.50	483.75	888.00	732.50	674.00	1,013.50	577.00	812.00	1,113.50	40	417.00	2,342.50
ISC															1	10.00	10.00
TOTAL		126,845.97	10,554.06	10,653.85	9,502.45	7,898.25	9,922.71	9,629.01	11,449.09	8,416.52	9,467.96	9,823.73	8,018.27	11,554.49	690.00	9,305.39	28,878.15

Litter Crew Report

AREAS	CITIES WITHIN AREA	2023 TOTALS	2022			2023								SEPTEMBER 2023		FY2024 TOTALS
			OCTOBER	NOVEMBER	DECEMBER	JANUARY	FEBRUARY	MARCH	APRIL	MAY	JUNE	JULY	AUGUST	NUMBER OF PARTICIPANTS	NUMBER OF HOURS	
2	Harrison, Mountain Home, Salem, Mountain View, Berryville	852.0	106.0	216.0	53.0	110.0	20.0	179.5	373.5	0.0	0.0	280.0	82.5	4	112.5	195.0
3	Searcy, Newport, Walnut Ridge, Ash Flat, Heber Springs, Batesville, Pocahontas, Lonoke	447.0	68.0	64.0	43.0	0.0	0.0	0.0	0.0	0.0	4.0	0.0	0.0	0	0.0	0.0
4	Jonesboro, Paragould, Osceola	64.0	32.0	0.0	0.0	0.0	0.0	0.0	0.0	0.0	0.0	0.0	0.0	0	0.0	0.0
5	Fort Smith, Booneville, Clarksville, Ozark, Mena	193.0	28.0	30.0	28.0	0.0	9.0	15.0	24.0	0.0	16.0	21.0	17.0	4	12.0	29.0
6	Conway, Russellville, Morrilton, Danville	30.0	0.0	0.0	0.0	0.0	0.0	0.0	0.0	0.0	0.0	0.0	0.0	0	0.0	0.0
8	North Little Rock	-	-	-	-	-	-	-	-	-	-	184.0	68.0	0	68.0	136.0
9	Forrest City, Helena, West Memphis	88.0	20.0	0.0	4.0	0.0	0.0	0.0	0.0	0.0	0.0	0.0	0.0	0	0.0	0.0
TOTAL		1,833.0	254.0	310.0	128.0	110.0	29.0	194.5	397.5	0.0	20.0	485.0	167.5	8	192.5	360.0

County Work Project Report

AREAS	FY2023 TOTALS	2022			2023								SEPTEMBER 2023			FY2024 TOTALS
		OCTOBER	NOVEMBER	DECEMBER	JANUARY	FEBRUARY	MARCH	APRIL	MAY	JUNE	AUGUST	COUNTIES WHERE WORK COMPLETED	NUMBER OF PROBATIONERS AND PAROLEES	NUMBER OF HOURS		
1	157.0	0.0	8.0	0.0	0.0	0.0	0.0	0.0	0.0	0.0	0.0	0.0	Benton	0	0.0	0.0
8	0.0	-	-	-	-	-	-	-	-	-	-	-	North Little Rock	3	64.0	64.0
10	346.0	0.0	20.0	0.0	96.0	0.0	0.0	0.0	0.0	0.0	0.0	0.0	Garland, Hot Spring	0	0.0	0.0
11	275.0	2.0	0.0	0.0	0.0	0.0	0.0	0.0	0.0	0.0	0.0	0.0	Jefferson	0	0.0	0.0
TOTAL		690.0	2.0	28.0	0.0	96.0	0.0	0.0	0.0	0.0	0.0	0.0		3	64.0	64.0



## COMMUNITY SUPERVISION REVOCATIONS

## Revocation Events By Supervision Types and Area - September 2023

Area	Supervision Type	Revoked (Sent to ADC)	Revoked (Sent to CCC)	Revoked (Other)	New ADC/ CCC Sentence
Area 1-Fayetteville	Parole	30		1	
Area 2-Mountain Home		25			
Area 3-Searcy		22	2		3
Area 4-Jonesboro		27			4
Area 5-Fort Smith		29			5
Area 6-Conway		31			3
Area 7-Little Rock					1
Area 8-Little Rock		27			4
Area 10-Hot Springs		37			6
Area 11-Pine Bluff		25			8
Area 12-Texarkana		15			6
<b>Total by Supervision Type</b>	<b>Parole</b>	<b>268</b>	<b>2</b>	<b>1</b>	<b>40</b>
Area 1-Fayetteville	Probation	3	3	21	5
Area 2-Mountain Home		11	3	5	
Area 3-Searcy		10	8	7	3
Area 4-Jonesboro		12	7	8	9
Area 5-Fort Smith		5			7
Area 6-Conway		12	10	3	1
Area 7-Little Rock		3		32	6
Area 10-Hot Springs		1		14	
Area 11-Pine Bluff		11	5	5	1
Area 12-Texarkana		20	2	3	4
<b>Total by Supervision Type</b>	<b>Probation</b>	<b>88</b>	<b>38</b>	<b>98</b>	<b>36</b>
Area 1-Fayetteville	Suspended				4
Area 2-Mountain Home				1	1
Area 4-Jonesboro		1			4
Area 5-Fort Smith					23
Area 6-Conway					1
Area 12-Texarkana		3	1	1	1
<b>Total by Supervision Type</b>	<b>Suspended</b>	<b>4</b>	<b>1</b>	<b>2</b>	<b>34</b>
<b>TOTAL BY SUPERVISION EVENT</b>		<b>360</b>	<b>41</b>	<b>101</b>	<b>110</b>

## REVOCATION HEARINGS

### Parole Revocation Hearings and Outcomes September 2023

Hearing Outcome	Laws and Technical	Laws Only	Technical Only	Total By Hearing Outcome
<b>Administrative Revocation</b>		63	1	<b>64</b>
<b>Deferred</b>	2			<b>2</b>
<b>Reinstate</b>	6	6	1	<b>13</b>
<b>Revocation Affirmed</b>		2		<b>2</b>
<b>Revoked</b>	22	3	2	<b>27</b>
<b>Waived</b>	176	28	14	<b>218</b>
<b>Total By Violation Type</b>	206	102	18	<b>326</b>

Note: Excludes SSP Sanction Hearings

ACT 1029 HEARINGS HELD	Total
Revoked	8
Waived	10
<b>Total # ACT 1029 Hearings</b>	<b>18</b>

Note: Included in totals for Hearing Outcomes

## SUPERVISION SANCTIONS

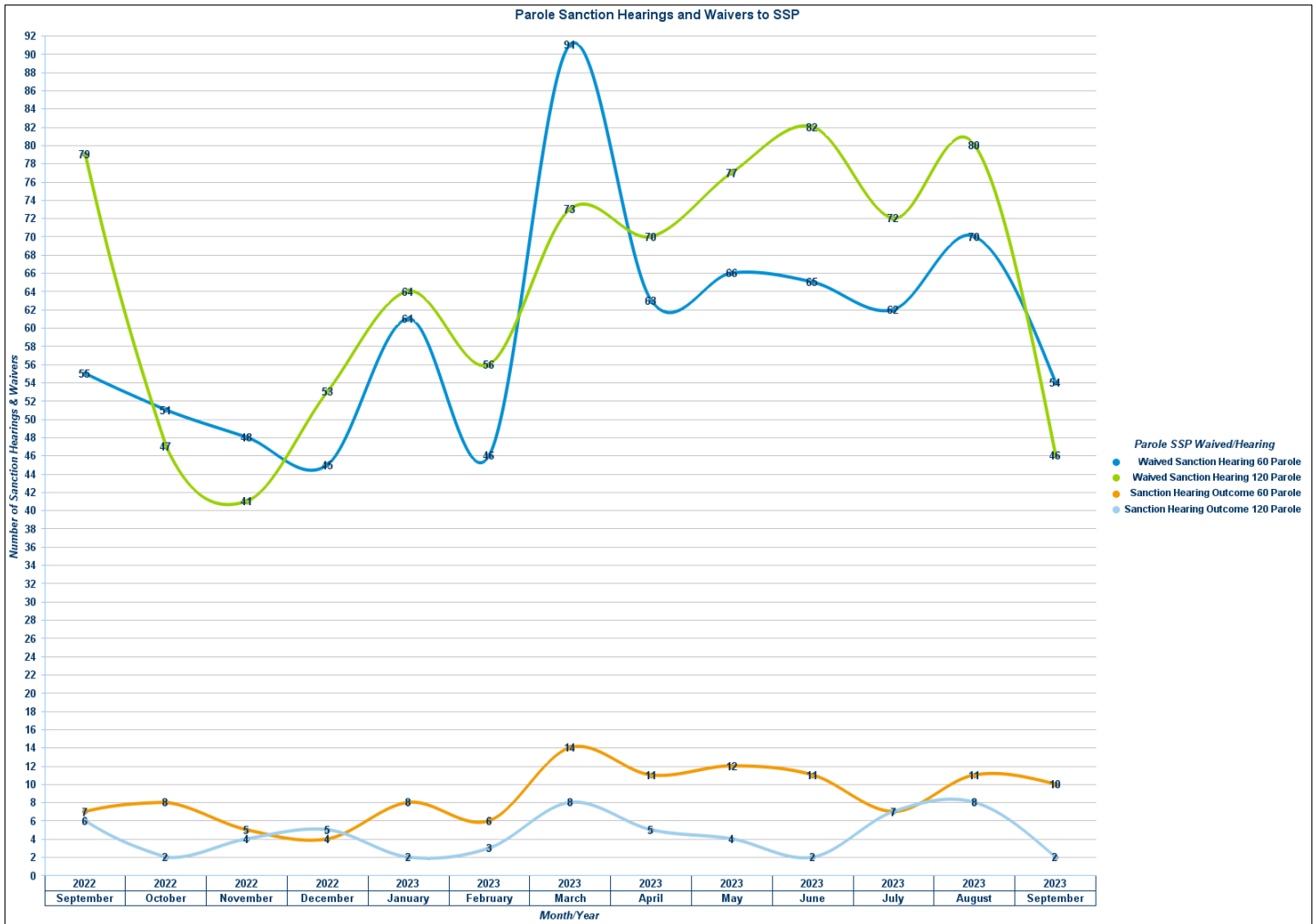
### Supervision Sanction Hearings and Waivers

09/01/2023 - 09/30/2023

Sanction Hearing Outcome	Sanction Hearing Type	Parole	Probation	Sum:
Sanction Hearing Outcome 60 Parole	Sanction Hearing	10		<b>10</b>
Sanction Hearing Outcome 90 Probation			1	<b>1</b>
Sanction Hearing Outcome 120 Parole		2		<b>2</b>
<b>Totals:</b>	<b>Sanction Hearing</b>	<b>12</b>	<b>1</b>	<b>13</b>
Waived Sanction Hearing 60 Parole	Waived Sanction Hearing	53		<b>53</b>
Waived Sanction Hearing 90 Probation			6	<b>6</b>
Waived Sanction Hearing 120 Parole		46		<b>46</b>
<b>Totals:</b>	<b>Waived Sanction Hearing</b>	<b>99</b>	<b>6</b>	<b>105</b>
	<b>Overall Totals:</b>	<b>111</b>	<b>7</b>	<b>118</b>

**Note:** SSP lengths for parolees only were changed in October 2021.

PAROLE SANCTION HEARINGS AND WAIVERS TO SSP



COMMUNITY SUPERVISION DRUG TESTING

**Regular Probation and Parole  
Positive Tests During September 2023**

Offender Urine Tests Administered this Period: 7,547  
Number of Offenders Testing Positive: 2,546

Drug Tested	Count
THC/Marijuana	1,534
Methamphetamines	1,500
Amphetamines	959
Cocaine	151
Benzodiazepines	150
Ecstasy	83
Alcohol	58
Ethyl Glucuronide	57
Heroin/Opiates	55
Oxycodone	50
Buprenorphine	30
Fentanyl	26
Hydrocodone	12
Methadone	12
Barbiturates	9
Morphine	9
Tramadol	8
PCP	6
Propoxyphene	6
Methadone Metabolite	5
K2 (SPICE)	4
Methaqualone	4
Crack	3
Cotinine	2
Creatinine	2
pH	1
Speed	1
<b>Total</b>	<b>4,737</b>

**Drug Courts  
Positive Tests During September 2023**

Offender Urine Tests Administered this Period: 7,635  
Number of Offenders Testing Positive: 314

Drug Tested	Count
Buprenorphine	535
Amphetamines	252
Methamphetamines	221
THC/Marijuana	218
Ethyl Glucuronide	96
Benzodiazepines	86
Ecstasy	52
Tramadol	41
Methadone	39
Oxycodone	30
Cocaine	29
Heroin/Opiates	29
Fentanyl	24
Alcohol	19
Morphine	18
Creatinine	14
K2 (SPICE)	7
Barbiturates	6
PCP	6
LSD	4
Hydrocodone	3
Cotinine	1
Kratom	1
pH	1
<b>Total</b>	<b>1,732</b>

**Specialty Courts  
Positive Tests During September 2023**

Offender Urine Tests Administered this Period: 196  
Number of Offenders Testing Positive: 17

Drug Tested	Count
Amphetamines	11
Benzodiazepines	11
Methamphetamines	8
THC/Marijuana	7
Buprenorphine	1
Ecstasy	1
Methadone	1
<b>Total</b>	<b>40</b>

