



# DIVISION OF COMMUNITY CORRECTION BOARD REPORT

November 2024

Jim Cheek  
Director



## COMMUNITY SUPERVISION AREA HIGHLIGHTS:

### AREA 1

Agents from Benton County Office found 54.2 grams of meth on a home visit.



### AREA 2

On October 8, Agents Hunter Boles and Cody Bruyette conducted a home visit in IZARD County with the assistance of the IZARD County Sheriff's Department and 16th Judicial District Drug Task Force. The visit resulted in the discovery of two firearms. The offender was taken into custody with pending felony charges.



### AREA 3

On 10/15/24, several of the White County Adult Drug Court participants helped the Searcy Master Gardeners with cleanup of our community's historical Pioneer Village. Pioneer Village is a town of olden day 19th century buildings, farm equipment, and other items that have been preserved by the White County Historical Society of Searcy, Arkansas. Vincent with Master Gardeners told all the participants how grateful they were for their hard work in helping them prepare for the upcoming open house this fall. Here are a few pictures showing their hard work.



### AREA 4

On October 30, 2024, Area 4 Community Supervision Agent Ashley Stuart and SOAP Community Supervision Agent Michelle Earnhart participated in the Jonesboro Police Department's Annual Trunk or Treat event in downtown Jonesboro. This year's event was the largest one to date with an attendance estimated at over 10,000 people! Various local non-profit organizations, local businesses and civilian volunteers joined Law Enforcement Officers from the Jonesboro Police Department, Arkansas State Police, Arkansas Department of Corrections-Division of Community Corrections and the Craighead County Sheriff's Department to pass out candy to children during the event.

Each year during the event a selected group of people judge every participating trunk and then awards are given out at the end of the event. During the 2024 awards, Agents Stuart and Earnhart won 3rd place and were awarded with the "Tricked Out Trunk Terrifyingly Third" place trophy for their witch themed trunk decorations. The Agents are already thinking of next year's theme and are hoping to keep bringing home the hardware and representing ADC well at this event!

**AREA HIGHLIGHTS, continued:**

**AREA 5**

CPPS Becky Hutchison participated in the Arkansas Drug Take Day. CPPS Hutchison did a presentation for the SAPL groups and provided filers on the location of all the drug take back boxes located in Johnson County. Questions and answers were allowed by the participants.



**AREA 6**

On 10/24/2024, Agent Chelsea Slechta and Officer Laken Smith conducted night home visits which paid off in a big way. They recovered 11lbs/8oz of Marijuana!

**AREA 7/8**

On 10/2/2024. ISP agents were notified that Eddie Davis PID#0297019 was residing at the Villas on 65th Apartment B211. ISP Agents made contact with Davis at the complex and he was taken into custody without incident. Davis admitted that he was staying in Apartment B211. Agents cleared the apartments and located 5 firearms in plain view. Agents located 1 pistol on the living room floor and 4 Glock Handguns in the bedroom on the headboard. 3 of the Glocks located in the bedroom have switches. At the time a search warrant was requested by LRPD. In total agents and officers located a total of 6 firearms, approximately a pound of suspected methamphetamine, suspected Fentanyl Pills, suspected Cocaine, and a large amount of currency.



**AREA 9**

CSO Barbara Salazar, DeQueen Chamber of Commerce Trunk or Treat, Downtown DeQueen on the Square.



**AREA 10**

10/31/2024: CSO Adam Trichell and Investigator Sherry Cleek conducted a home visit on offender Schulyer Marks and located approximately 31.42 grams of methamphetamine, 23.59 grams of cocaine, \$10 in Guatemalan currency and \$624.00 in U.S. currency.



**AREA 11**

On 10/3/2024, home visit was conducted by Agent James and Officer Nelson at the residence of CULLEN, Mark ADC# 146398 . There was no answer to knocks to the door. I called the Offender, and he stated that he was 5 miles away at a friend's house. He was advised to report home so that a HV could be conducted. A minute later the Offender walked out from around the back of the house. He was asked why he lied about being at home. He stated that he was scared. Another Offender was present at the time. Mark Cullen who is on Parole, A search of the home was conducted, and I found a piece of paper with porn websites and passwords in the Offenders room. I continued the search and found in a toolbox in another bedroom of the house, A pack of Methamphetamines, and THC along with 3 pipes. Both Offenders originally said that the drugs did not belong to them. JCSO was called to come to the house. Bart Kennedy and mark Cullen were given citations charging them with possession of controlled substance Scheduled I,II Meth, Cocaine. A violation report was completed and warrant issuance was deferred.



**ISP ARREST**

Officer	Number of Arrest
Brittney Cathey	6
Chad Hale	14
Richard Perry	1
Rodney Wright	1
Ryan Gordon	1
<b>Total Arrest</b>	<b>23</b>

**TREATMENT:**

2355 probationers and parolees were served in the general Substance Use Disorder Treatment programs. Another 1,555 participants were served in the Drug Court Treatment programs, bringing the total served to 3910 for the month.

**REENTRY PROGRAM:**

**REENTRY FACILITIES:**

As of October 31, ACC had six licensed Reentry Facilities with 164 total residents in Phases I-IV of the Reentry program. Since the program began, there have been 3,183 individuals who have successfully completed and graduated from the program.

During the month, two (2) residents enrolled into GED and three (3) residents completed WAGE. Seven (7) residents completed CRC and earned their certificates. A total of 11 Reentry Facility residents received their driver's license, 15 received an ID card, 19 received their Social Security Cards and 19 received birth certificates.

**REENTRY OFFICERS:**

In October, one (1) Reentry residents was reported to be employed and 42 residents were reported to be ineligible for employment at this time. Reentry Officers reported 15 education referrals, which resulted in enrollments. Reentry Officers conducted 249 reentry facility office visits, 68 Phase IV office visits, 68 Phase IV home visits and 52 pre-parole plan verifications. Reentry Officers made 38 community contacts within their assigned area during the month and conducted 51 office visits in their area. There was five (5) job fairs conducted across the state with 27 offender referrals, total attendance 253. For the month there were three (3) DWS classes held with 10 referrals and 190 in attendance.

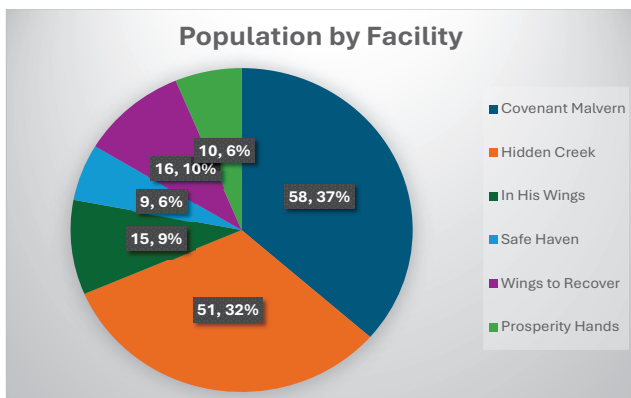
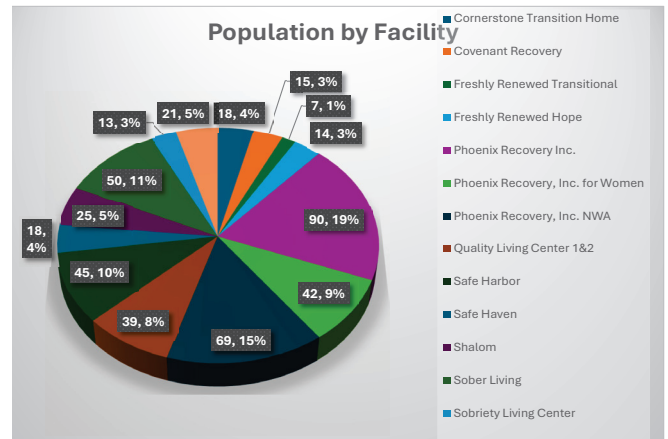
**TRANSITIONAL HOUSING:**

There are 17 licensed vendor facilities with 569 beds (466 DOC funded) in the facilities. Within the transitional facilities, there are 248 residents who have obtained full-time employment.

In October, 312 residents who previously received their GED or high school diploma.

During the month, there were 55 registered sex offenders living in transitional facilities.

A total of 37 residents received their driver's license, 99 received an ID card, 114 received their Social Security card and 30 received birth certificates. Through new community partnerships, three (3) were enrolled in GED. A total of 53 residents graduated from the Transitional Housing program, 38 absconded and 14 were dismissed.



COMMUNITY SUPERVISION FEE COLLECTIONS AND WAIVERS - OCTOBER2024 – Page 1

	Oct-23	Nov-23	Dec-23	Jan-24	Feb-24	Mar-24	Apr-24	May-24	Jun-24	Jul-24	Aug-24	Sep-24	Oct-24
<b>Area 1 - Fayetteville</b>													
Fees Possible	163,975	165,025	164,045	162,645	163,030	164,010	166,530	165,200	164,220	163,170	164,500	168,840	168,875
Fees Collected	148,915	146,568	146,252	146,927	167,923	159,775	151,961	146,803	130,347	140,663	159,073	139,438	165,606
% Collected	91%	89%	89%	90%	103%	97%	91%	89%	79%	86%	97%	83%	98%
% Paying Offenders	54%	52%	53%	53%	56%	55%	53%	53%	47%	47%	52%	45%	52%
% Employed	88%	88%	88%	88%	88%	87%	88%	88%	88%	88%	87%	88%	84%
Fees Converted	6,969	7,645	3,867	4,978	6,809	6,540	6,755	6,705	6,796	4,444	7,167	5,379	6,592
% Converted	4%	5%	2%	3%	4%	4%	4%	4%	4%	3%	4%	3%	4%
Fees Waived	3,955	4,200	4,305	4,025	4,095	4,025	3,745	3,920	3,815	3,815	4,025	4,060	3,745
<b>Area 2- Mountain Home</b>													
Fees Possible	98,070	97,055	97,510	96,810	96,530	96,390	97,405	96,845	96,390	95,760	95,165	95,200	96,005
Fees Collected	93,990	89,745	93,192	90,280	104,220	103,699	92,333	96,153	83,306	88,673	93,505	87,434	102,237
% Collected	96%	92%	96%	93%	108%	108%	95%	99%	86%	93%	98%	92%	106%
% Paying Offenders	60%	60%	60%	59%	63%	63%	60%	63%	57%	57%	59%	55%	61%
% Employed	86%	87%	86%	85%	84%	85%	86%	86%	85%	85%	85%	85%	77%
Fees Converted	1,689	1,667	1,617	1,964	1,491	2,167	1,007	1,645	2,121	2,904	1,097	1,515	2,602
% Converted	2%	2%	2%	2%	2%	2%	1%	2%	2%	3%	1%	2%	3%
Fees Waived	1,120	1,085	1,120	1,330	1,190	1,155	1,330	1,365	1,645	1,645	1,995	1,785	1,785
<b>Area 3- Searcy</b>													
Fees Possible	115,150	115,535	116,760	116,410	117,775	117,495	115,430	117,810	118,545	117,460	115,745	116,760	117,600
Fees Collected	112,028	99,754	106,402	105,169	122,875	122,563	106,934	110,377	95,530	105,134	114,930	100,426	110,809
% Collected	97%	86%	91%	90%	104%	104%	93%	94%	81%	90%	99%	86%	94%
% Paying Offenders	57%	54%	54%	55%	58%	58%	56%	56%	48%	51%	55%	50%	54%
% Employed	79%	78%	78%	77%	78%	78%	79%	78%	78%	78%	78%	78%	79%
Fees Converted	3,630	3,399	3,112	4,532	3,303	3,704	2,558	4,746	2,294	4,231	4,073	2,019	5,079
% Converted	3%	3%	3%	4%	3%	3%	2%	4%	2%	4%	4%	2%	4%
Fees Waived	2,765	3,220	3,395	3,535	3,640	3,745	3,570	3,710	3,430	3,920	4,270	3,955	4,025
<b>Area 4- Jonesboro</b>													
Fees Possible	114,940	114,310	113,610	112,560	112,070	112,490	111,335	111,965	111,300	109,690	109,340	108,710	109,585
Fees Collected	99,602	95,365	100,158	95,527	108,677	110,200	97,421	99,901	79,161	94,256	99,872	83,528	98,163
% Collected	87%	83%	88%	85%	97%	98%	88%	89%	71%	86%	91%	77%	90%
% Paying Offenders	51%	50%	52%	51%	54%	53%	52%	52%	43%	48%	51%	46%	52%
% Employed	81%	81%	79%	79%	78%	79%	78%	79%	80%	80%	79%	79%	75%
Fees Converted	5,539	6,159	6,259	4,070	5,401	5,404	4,103	4,681	4,557	6,418	10,568	5,823	4,043
% Converted	5%	5%	6%	4%	5%	5%	4%	4%	4%	6%	10%	5%	4%
Fees Waived	6,685	6,405	6,475	5,915	5,775	6,685	6,510	6,650	6,860	6,860	7,140	6,825	6,545
<b>Area 5- Fort Smith</b>													
Fees Possible	104,580	104,440	105,525	104,720	104,300	104,580	104,405	104,860	105,000	102,690	101,815	100,870	100,345
Fees Collected	89,869	91,777	87,249	95,260	112,497	100,597	90,255	97,416	79,963	92,914	98,011	82,693	101,303
% Collected	86%	88%	83%	91%	108%	96%	86%	93%	76%	90%	96%	82%	101%
% Paying Offenders	52%	54%	50%	54%	58%	55%	52%	54%	47%	51%	55%	48%	57%
% Employed	82%	81%	81%	82%	81%	81%	82%	81%	83%	83%	83%	83%	78%
Fees Converted	3,133	4,097	5,918	4,151	5,660	5,020	5,011	4,989	4,757	4,813	5,286	4,840	6,550
% Converted	3%	4%	6%	4%	5%	5%	5%	5%	5%	5%	5%	5%	7%
Fees Waived	3,255	3,290	3,150	3,010	3,115	3,150	2,975	3,465	3,850	3,745	4,410	4,025	3,885
% Waived	3%	3%	3%	3%	3%	3%	3%	3%	4%	4%	4%	4%	4%
<b>Area 6 - Conway</b>													
Fees Possible	91,140	91,210	92,330	91,385	91,420	92,820	94,290	94,045	93,520	93,625	94,710	95,270	94,815
Fees Collected	86,456	80,025	82,519	82,304	93,353	89,189	88,215	96,181	72,975	89,062	85,981	73,589	100,422
% Collected	95%	88%	89%	90%	102%	96%	94%	102%	78%	95%	91%	77%	106%
% Paying Offenders	58%	54%	56%	55%	58%	56%	55%	59%	49%	54%	54%	47%	59%
% Employed	80%	81%	80%	80%	79%	79%	79%	79%	80%	80%	78%	79%	77%
Fees Converted	2,598	2,685	2,518	3,241	2,929	1,207	2,763	3,358	2,185	2,373	2,188	2,143	2,805
% Converted	3%	3%	3%	4%	3%	1%	3%	4%	2%	3%	2%	2%	3%
Fees Waived	2,730	2,765	2,730	2,555	2,730	2,765	2,730	3,010	2,905	2,800	2,905	2,940	3,290
<b>Area 7- LR Parole</b>													
Fees Possible	129,185	130,130	131,250	138,565	136,395	134,715	134,400	134,085	132,335	134,190	131,005	132,370	135,835
Fees Collected	85,991	89,228	84,402	98,167	102,164	110,705	108,394	108,217	91,978	106,752	106,806	107,748	115,611
% Collected	66%	68%	64%	70%	75%	82%	80%	81%	69%	80%	81%	81%	85%
% Paying Offenders	40%	41%	38%	40%	40%	43%	42%	43%	39%	42%	43%	43%	44%
% Employed	81%	81%	80%	79%	80%	79%	82%	82%	81%	81%	81%	81%	80%
Fees Converted	1,441	737	231	1,111	1,155	946	1,040	132	671	682	935	1,001	1,254
% Converted	1%	1%	0%	1%	1%	1%	1%	0%	1%	1%	1%	1%	1%
Fees Waived	4,410	5,040	4,585	6,825	4,935	5,040	5,320	5,635	5,775	5,880	5,915	5,635	5,845
<b>Area 8- LR Probation</b>													
Fees Possible	73,605	75,530	75,250	74,200	74,935	74,480	75,775	75,565	76,580	76,405	76,580	77,035	78,575
Fees Collected	64,679	58,245	61,405	62,041	62,224	64,921	62,342	65,781	52,365	62,018	64,128	59,261	66,110
% Collected	88%	77%	81%	84%	83%	87%	82%	87%	68%	81%	84%	77%	84%
% Paying Offenders	52%	48%	48%	50%	48%	50%	48%	50%	40%	44%	45%	44%	46%
% Employed	82%	81%	81%	80%	80%	81%	80%	80%	80%	80%	80%	80%	79%
Fees Converted	4,604	2,211	809	4,763	5,792	4,928	2,489	4,150	4,350	4,868	4,593	4,895	3,988
% Converted	6%	3%	1%	6%	8%	7%	3%	5%	6%	6%	6%	6%	5%
Fees Waived	3,850	4,025	3,465	3,570	3,605	3,780	3,605	3,535	3,640	3,920	4,655	4,445	4,130
<b>Area 9- Texarkana</b>													
Fees Possible	97,930	98,210	99,015	99,540	99,120	99,890	99,505	101,395	101,115	101,885	102,130	103,390	102,305
Fees Collected	79,869	82,768	79,248	86,494	92,282	99,464	83,163	92,306	69,076	84,547	90,260	85,379	98,690
% Collected	82%	84%	80%	87%	93%	100%	84%	91%	68%	83%	88%	83%	96%
% Paying Offenders	49%	49%	48%	49%	51%	52%	49%	52%	42%	46%	47%	46%	52%
% Employed	78%	77%	76%	77%	77%	77%	79%	79%	79%	78%	78%	77%	83%
Fees Converted	6,608	6,567	973	3,701	4,153	2,670	3,606	3,556	4,707	5,420	8,634	5,510	8,249
% Converted	7%	7%	1%	4%	4%	3%	4%	4%	5%	5%	8%	5%	8%
Fees Waived	3,360	3,465	3,255	3,570	3,535	3,465	3,465	3,325	3,220	3,185	3,360	3,115	3,220



COMMUNITY SUPERVISION FEE COLLECTIONS AND WAIVERS - OCTOBER2024 – Page 2

Area 10- Hot Springs													
Fees Possible	118,405	120,435	121,100	119,525	119,665	120,505	120,925	122,010	121,625	119,875	119,490	118,755	119,420
Fees Collected	107,769	103,023	106,307	112,207	119,202	120,269	106,228	107,718	91,971	105,822	108,362	97,939	116,104
% Collected	91%	86%	88%	94%	100%	100%	88%	88%	76%	88%	91%	82%	97%
% Paying Offenders	55%	52%	54%	56%	57%	56%	54%	54%	47%	51%	53%	49%	55%
% Employed	81%	80%	79%	80%	80%	81%	81%	80%	80%	80%	80%	80%	88%
Fees Converted	5,448	2,332	3,262	3,795	5,690	3,479	4,417	3,306	3,418	3,157	4,964	3,911	5,211
% Converted	5%	2%	3%	3%	5%	3%	4%	3%	3%	3%	4%	3%	4%
Fees Waived	7,455	7,735	7,385	7,420	7,770	7,630	7,770	7,910	8,435	8,575	8,015	7,560	7,875
% Waived	6%	6%	6%	6%	6%	6%	6%	6%	7%	7%	7%	6%	7%
	Oct-23	Nov-23	Dec-23	Jan-24	Feb-24	Mar-24	Apr-24	May-24	Jun-24	Jul-24	Aug-24	Sep-24	Oct-24
Area 11 - Pine Bluff													
Fees Possible	102,795	103,880	103,425	101,850	102,795	103,600	102,445	102,900	101,080	99,330	99,470	100,345	100,555
Fees Collected	94,352	92,513	99,464	95,936	103,071	100,271	95,566	97,114	75,643	99,058	91,909	84,848	100,914
% Collected	92%	89%	96%	94%	100%	97%	93%	94%	75%	100%	92%	85%	100%
% Paying Offenders	57%	57%	60%	60%	61%	59%	59%	61%	50%	60%	58%	53%	60%
% Employed	77%	76%	75%	75%	75%	76%	76%	76%	76%	75%	76%	75%	79%
Fees Converted	6,408	4,309	4,835	6,541	4,854	3,922	4,666	4,282	5,512	6,743	3,985	5,887	6,271
% Converted	6%	4%	5%	6%	5%	4%	5%	4%	5%	7%	4%	6%	6%
Fees Waived	3,570	3,570	3,430	3,675	3,710	3,605	3,395	3,395	3,430	3,395	3,500	3,430	3,360
Grand Total													
Fees Possible	1,209,775	1,215,760	1,219,820	1,218,210	1,218,035	1,220,975	1,222,445	1,226,680	1,221,710	1,214,080	1,209,950	1,217,545	1,223,915
Fees Collected	1,063,520	1,029,013	1,046,598	1,070,311	1,188,489	1,181,653	1,082,812	1,117,967	922,316	1,068,898	1,112,836	1,002,283	1,175,971
% Collected	88%	85%	86%	88%	98%	97%	89%	91%	75%	88%	92%	82%	96%
% Paying Offenders	53%	52%	52%	53%	55%	54%	52%	54%	46%	50%	52%	48%	53%
% Employed	82%	81%	81%	81%	80%	81%	81%	81%	81%	81%	81%	81%	80%
Fees Converted	48,064	41,808	33,399	42,846	47,234	39,986	38,412	41,547	41,369	46,052	53,488	42,923	52,643
% Converted	4%	3%	3%	4%	4%	3%	3%	3%	3%	4%	4%	4%	4%
Fees Waived	43,155	44,800	43,295	45,430	44,100	45,045	44,415	45,920	47,005	47,740	50,190	47,775	47,705
% Waived	4%	4%	4%	4%	4%	4%	4%	4%	4%	4%	4%	4%	4%

- Fees Possible:** The amount of supervision fees that can be collected per active/electronic monitoring supervision status of offenders for that month only. Does not include annual, pre-trial, and SIS.
- Fees Collected:** Actual amount of money collected that can be deposited in Special Revenue fund. Please keep in mind the amount collected could include an offender that pays three months in advance.
- Fees Converted:** Amount not included in Fees Collected. Represents the amount of money lost by conversions. If this money were collected instead of converted, it would be added to Fees Collected.
- Fees Waived:** Amount not included in Fees Collected. Represents the amount of money lost by waivers. If this money were collected instead of waived, it would be added to Fees Collected.

## COMMUNITY SUPERVISION POPULATION

**Active:**

Includes current status of Active, Abscond and Electronic Monitoring

**Inactive:**

Includes current status of Non Reporting, Unsupervised, SIS  
(Suspended Imposition of Sentence), Incarcerated and Out to Other State

<b>Statewide Totals by Current Supervision Status (Active and Inactive) as of October 31, 2024</b>			
<b>Area</b>	<b>Active</b>	<b>Inactive</b>	<b>TOTAL</b>
C.O. Interstate Compact	3	1,845	1,848
Conway	3,370	1,199	4,569
Fayetteville	7,093	3,395	10,488
Fort Smith	3,888	4,304	8,192
Hot Springs	5,133	1,104	6,237
Jonesboro	4,425	2,640	7,065
Little Rock-Parole	3,657	638	4,295
Little Rock-Probation	4,997	1,156	6,153
Mountain Home	3,321	897	4,218
Pine Bluff	4,413	977	5,390
Searcy	4,461	1,580	6,041
Texarkana	4,052	1,600	5,652
<b>Statewide Totals by Status</b>	<b>48,813</b>	<b>21,335</b>	<b>70,148</b>

COMMUNITY SUPERVISION POPULATION

Statewide Totals by Current Supervision Status as of October 31, 2024									
Area	Active			Inactive					OVERALL TOTALS PER AREA
	Active (Direct Supv)	Electronic Monitoring (Direct)	Absconded	Incarcerated	Non-Reporting	Out to Other State	Unsupervised	Suspnd Imposition of Snt (SIS)	
C.O. Interstate Compact	1		2	7	70	1,768			1,848
Conway	2,827	12	531	202	179	118	49	651	4,569
Fayetteville	5,371	37	1,685	508	549	785	371	1,182	10,488
Fort Smith	3,146	34	708	150	298	123	158	3,575	8,192
Hot Springs	3,859	28	1,246	286	206	94	161	357	6,237
Jonesboro	3,380	14	1,031	271	332	211	133	1,693	7,065
Little Rock-Parole	2,579	61	1,017	108	232		138	160	4,295
Little Rock-Probation	3,972	10	1,015	268	349	79	17	443	6,153
Mountain Home	2,872	11	438	179	146	183	63	326	4,218
Pine Bluff	3,181	27	1,205	265	142	63	149	358	5,390
Searcy	3,578	8	875	300	197	240	213	630	6,041
Texarkana	3,071	27	954	300	285	316	97	602	5,652
Statewide Totals by Current Supervision Status	37,837	269	10,707	2,844	2,985	3,980	1,549	9,977	70,148

<i>Offender Count Active Excluding Absconders</i>
38,106

Explanation for “Current Supervision Status”

**Active Supervision:**

Offender is currently on Active/Direct Supervision Status.

**Electronic Monitoring:**

Offender is currently on an Electronic Monitor.

**Incarcerated:**

Offender is currently incarcerated including the following:

- Parole Holds (in state and out-of-state)
- ACT 570 Holds
- County Jail (including possible new charges—felony or misdemeanors—or serving commitments for traffic fines, court commitments, etc).

**Non Reporting:**

Drug Court offender currently in a Community Correction Center for sanction or court commitment, on detainer (federal or ICE hold), out-of-state, in CCC Residential Treatment, nursing home, hospital, or Arkansas State Hospital.

Out-To-Other-State:

Offender supervised out of Arkansas through Interstate Compact.

**Unsupervised:**

Parolee whose earned Good Time has met the requirements for unsupervised parole, probationers who received Unsupervised Sentence (e.g., five-year probation sentence specified as 3 years supervised and an additional 2 years unsupervised probation; or an unsupervised probation sentence which is common for misdemeanor offenses (e.g., 1 year unsupervised probation term).

**Suspended Imposition of Sentence (SIS):**

Offender received a suspended term of supervision.

COMMUNITY SUPERVISION RISK LEVELS

Statewide Risk Levels by Caseload Types as of October 31, 2024															
CURRENT RISK LEVELS	Parole	Probation	Drug Court	Hope Court	Mental Health Court	Veterans Court	Swift Courts	Pre Adjudicated	Pre Trial/ Drug Court	Pre Trial/ Pre-Adjudicated	Pre Trial/ Regular	Pre Trial/ Veterans Court	Suspended	Ext Sex Offender Supv	Totals
Maximum	2,254	1,518	143	4		3			1				320	1	4,244
Medium	8,538	11,694	998	35	11	48	3	1	2	16	10		1,566	3	22,925
Minimum	6,632	17,791	546	11	5	30	2	5	6	58	7	2	1,528		26,623
Annual Reporting	2,306	1,328											185		3,819
Unassigned	2,878	2,986	49	3	1	5			3		16		6,596		12,537
Sum:	22,608	35,317	1,736	53	17	86	5	6	12	74	33	2	10,195	4	70,148

CURRENT RISK LEVELS ASSIGNED EXPLANATION:

- Maximum- last risk level score as "High"
- Medium- last risk level score as "Medium"
- Minimum- last risk level score as "Low"
- Annual- identifies offenders that are supervised Annual Reporting
- Unassigned- no ARORA has been completed or offender is currently supervised as "Unsupervised" where the risk level was changed to unassigned

Statewide Risk Levels by Caseload Supervision Status as of October 31, 2024						
RISK LEVELS BY CURRENT SUPERVISION STATUS	Maximum	Medium	Minimum	Annual Reporting	Unassigned	Sum:
Active (Direct Supv)	1,854	13,288	19,190	3,079	426	37,837
Electronic Monitoring (Direct)	75	172	21	1		269
Absconded	1,200	4,704	2,721	68	2,014	10,707
Incarcerated	346	1,239	553	9	697	2,844
Non-Reporting	302	1,019	622	16	1,026	2,985
Out to Other State	140	821	1,557	36	1,426	3,980
Unsupervised	17	151	452	425	504	1,549
Suspend Imposition of Snt (SIS)	310	1,531	1,507	185	6,444	9,977
Sum:	4,244	22,925	26,623	3,819	12,537	70,148



## COMMUNITY SUPERVISION GAINS AND LOSSES - OCTOBER2024

Supervision Events		Parole	Probation	Pre-Trial	Suspended	Holding for ADC	Sum:	
Total Gains	Intakes	707	945	15	150	1	1,818	
	Sanction Release from SSP	141	7				148	
	Total Gains							1,966
Total Losses	Revocations/or New ADC or CCC Sentence	367	223	2	35		627	
	Sanction Incarceration SSP	136	12				148	
	Terminations	196	556	9	139		900	
	Total Losses							1,675

## SRT TASK FORCE REPORT - OCTOBER2024

ARRESTS:	
Absconders	36
Active Supervision	28
Collateral Arrests	81
SRT Total:	19
Task Force Total:	126

SRT Plus Task Force Total:	145
Felony Charges	191
Misdemeanor Charges	15
Traffic Charges	13
Narcotics Arrests	49

CONFISCATIONS:	
Marijuana	3,895.4 Grams
Meth	318.12 Grams
Herion	0 Grams
Fentanyl	2,162 Grams
Fentanyl	980 Pills
Cocaine	1.2 Grams
Prescription Pills	67 Pills
Handguns	14
Rifles	1
Recovered Motorcycles	1
Drug Paraphernalia	34 items
Currency Seized	\$6,800.00



COMMUNITY SUPERVISION REVOCATIONS

Area	Supervision Type	Revoked (Sent to ADC)	Revoked (Sent to CCC)	Revoked (Other)	New ADC/ CCC Sentence
Area 2-Mountain Home	Parole	16			4
Area 8-Little Rock		55			6
Area 10-Hot Springs		36		1	4
Area 11-Pine Bluff		40			3
Area 6-Conway		22			11
Area 12-Texarkana		23			7
Area 3-Searcy		27	1	1	9
Area 1-Fayetteville		33			2
Area 5-Fort Smith		25			9
Area 4-Jonesboro		29			3
<b>Total by Supervision Type</b>	<b>Parole</b>	<b>306</b>	<b>1</b>	<b>2</b>	<b>58</b>
Area 2-Mountain Home	Probation	9	4	1	5
Area 10-Hot Springs		1		20	4
Area 7-Little Rock		1		26	5
Area 11-Pine Bluff		6	3	6	2
Area 6-Conway		11		1	3
Area 12-Texarkana		16	1	2	1
Area 3-Searcy		10	8	10	2
Area 1-Fayetteville		9	1	13	6
Area 5-Fort Smith		5	1	1	10
Area 4-Jonesboro		4	2	9	4
<b>Total by Supervision Type</b>	<b>Probation</b>	<b>72</b>	<b>20</b>	<b>89</b>	<b>42</b>
Area 12-Texarkana	Pre-Trial			1	
Area 3-Searcy				1	
<b>Total by Supervision Type</b>	<b>Pre-Trial</b>			<b>2</b>	
Area 2-Mountain Home	Suspended	1			
Area 10-Hot Springs				1	1
Area 7-Little Rock				1	
Area 11-Pine Bluff		1			
Area 6-Conway		2			4
Area 12-Texarkana		4		1	
Area 3-Searcy					1
Area 1-Fayetteville					2
Area 5-Fort Smith				1	13
Area 4-Jonesboro					2
<b>Total by Supervision Type</b>	<b>Suspended</b>	<b>8</b>		<b>4</b>	<b>23</b>
<b>TOTAL BY SUPERVISION EVENT</b>		<b>386</b>	<b>21</b>	<b>97</b>	<b>123</b>

## REVOCATION HEARINGS

### Parole Revocation Hearings and Outcomes October 2024

Hearing Outcome	Laws and Technical	Laws Only	Technical Only	Total By Hearing Outcome
Administrative Revocation		80	1	81
Deferred	2			2
Reinstate	5	2	1	8
Revoked	27	1	3	31
Waived	222	31	15	268
<b>Total By Violation Type</b>	<b>256</b>	<b>114</b>	<b>20</b>	<b>390</b>

Note: Excludes SSP Sanction Hearings

ACT 1029 HEARINGS HELD	Total
Revoked	7
Waived	4
<b>Total # ACT 1029 Hearings</b>	<b>11</b>

Note: Included in totals for Hearing Outcomes

## SUPERVISION SANCTIONS

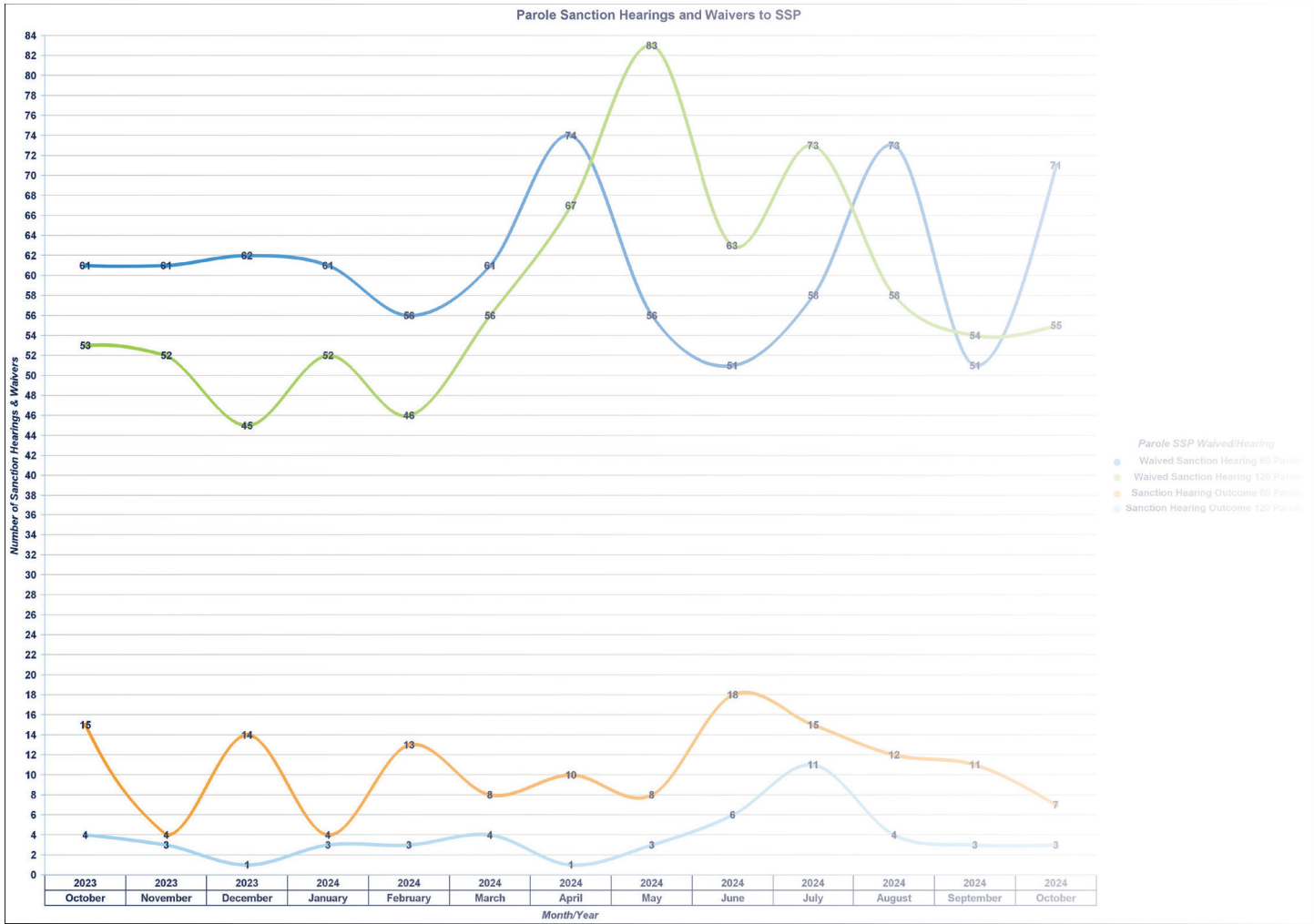
### Supervision Sanction Hearings and Waivers

10/01/2024 - 10/31/2024

Sanction Hearing Outcome	Sanction Hearing Type	Parole	Probation	Sum:
Sanction Hearing Outcome 60 Parole	Sanction Hearing	7		7
Sanction Hearing Outcome 120 Parole		3		3
<b>Totals:</b>	<b>Sanction Hearing</b>	<b>10</b>		<b>10</b>
Waived Sanction Hearing 60 Parole	Waived Sanction Hearing	71		71
Waived Sanction Hearing 90 Probation			11	11
Waived Sanction Hearing 120 Parole		55		55
Waived Sanction Hearing 180 Probation			1	1
<b>Totals:</b>	<b>Waived Sanction Hearing</b>	<b>126</b>	<b>12</b>	<b>138</b>
<b>Overall Totals:</b>		<b>136</b>	<b>12</b>	<b>148</b>

Note: SSP lengths for parolees only were changed in November 2021.

### PAROLE SANCTION HEARINGS AND WAIVERS TO SSP



COMMUNITY SUPERVISION DRUG TESTING

**Regular Probation and Parole  
Positive Tests During October2024**

Offender Urine Tests Administered this Period: 7,801  
Number of Offenders Testing Positive: 2,703

Drug Tested	Count
THC/Marijuana	1,661
Methamphetamines	1,520
Amphetamines	999
Cocaine	167
Benzodiazepines	140
Ethyl Glucuronide/Alcohol	136
Ecstasy (MDMA)	83
Alcohol	0
Heroin/Opiates	0
Oxycodone	48
Fentanyl	22
Buprenorphine (Suboxone)	35
Methadone	26
Barbiturates	16
Propoxyphene	13
Morphine	1
Tramadol	12
Methadone Metabolite	0
Hydrocodone	11
PCP	2
Speed	0
Creatinine	0
K2 (SPICE)	9
Other Hallucinogens	0
Cotinine (Nicotine)	0
Heroin	5
Kratom	1
Prescription Abuse	3
Inhalants	1
LSD	0
Morphine/Opiates	16
Opiates	50
pH	0
<b>Total</b>	<b>4,977</b>

**Drug Courts  
Positive Tests During October2024**

Offender Urine Tests Administered this Period: 7,745  
Number of Offenders Testing Positive: 268

Drug Tested	Count
Buprenorphine (Suboxone)	460
THC/Marijuana	310
Methamphetamines	150
Amphetamines	139
Ethyl Glucuronide/Alcohol	69
Benzodiazepines	100
Methadone	50
Ecstasy (MDMA)	36
Oxycodone	34
Fentanyl	18
Heroin/Opiates	0
Cocaine	24
Tramadol	35
Barbiturates	17
Propoxyphene	15
Morphine	0
K2 (SPICE)	5
Kratom	11
Creatinine	2
Opiates	15
Heroin	4
Morphine/Opiates	20
PCP	1
<b>Total</b>	<b>1,515</b>

**Specialty Courts  
Positive Tests During November 2024**

Offender Urine Tests Administered this Period: 204  
Number of Offenders Testing Positive: 14

Drug Tested	Count
THC/Marijuana	9
Methamphetamines	17
Amphetamines	18
Ethyl Glucuronide/Alcohol	2
Kratom	1
Benzodiazepines	1
Buprenorphine (Suboxone)	1
Cocaine	1
Fentanyl	1
K2 (Spice)	1
Methadone	1
Morphine/Opiates	1
Oxycodone	1
PCP	1
Tramadol	1
Ecstasy (MDMA)	2
<b>Total</b>	<b>60</b>

