



DIVISION OF COMMUNITY CORRECTION BOARD REPORT

May 2025

Jim Cheek
Director



COMMUNITY SUPERVISION AREA HIGHLIGHTS:

AREA 1

Area 1 Washington CO SO Staff conducted SO Residence verification with members of Washington CO Sheriffs Office.

AREA 2

On April 3, a home visit was conducted in Horseshoe Bend by Community Supervision Agents Cody Bruyette and Hunter Boles along with Investigator Sean Tomlinson and Deputy Nick Taylor of the IZARD County Sheriff's Department. Multiple supervised individuals were present at the residence at the time of the visit. A compliance search of the residence resulted in the discovery of multiple items of drug paraphernalia as well as substances believed to be methamphetamine and THC. Those present were taken into custody by the IZARD County Sheriff's Department.

AREA 3

On April 3, 2025, Lawrence County Drug Court held a Drug Court Graduation Ceremony, recognizing the successful completion of the drug court program and probation period by 5 participants. Judge Rob Ratton provided a bbq meal as well as a celebration with cupcakes.

AREA 4

On April 10, 2025, Area 4 Community Supervision Agents Ashley Stuart and Thomas "Ross" Spurlock along with SOAP Aftercare Agent Michelle Earnhart attended the local Special Olympics games. The Agents along with Law Enforcement Officers from the Craighead County Sheriff's Department, Brookland Police Department, Harrisburg Police Department, Arkansas State Police, and the Jonesboro Police Department cheered the athletes on as they participated in various events. After events were completed, the Law Enforcement Officers got to present event winners with their respective medals and ribbons.

AREA 5

SAPL group giving back to the community in Mena

AREA 6

On 04/30/2025, Area 6 Officer Chelsa De La Riva, Denise Thormann, and Agent Audriana Passafiume, along with Faulkner County Sheriff's Department, Cleburne County Sheriff's Department, Angelo Aldrighetti, and Electronic Identifying K9 Bosco completed the Sex Offender Compliance Check on area Registered Sex Offenders. They

were successful in the arrest of a Sex Offender who was not in compliance.

AREA 7/8

On 4/8/25, ISP received information that offender Tyler Cart was involved in possible narcotics distribution at 6204 Allwood in North Little Rock. Cart had an appointment on 4/8/25 at 10:00am. Cart left the probation office at a high rate of speed and was stopped in his driveway by NLRPD. Cart was detained and ISP agents along with NLRPD narcotics made entry and cleared the home. A search of the upstairs bedroom on the right was found to belong to Cart. Pill bottles, and a Pulaski County inmate ID with Cart's name was found. Under the mattress on the bed was a Draco located. Weapon was cleared for officer safety. Agents located a vacuum sealed bag with marijuana and a digital scale inside the leg of a pair of coveralls hanging up. NLRPD took control of the scene, evidence, and Cart.

AREA 9

On 04/01/2025, Agent Tigie and Agent Miners extradited Charles Matthew ADC#163393 from Bowie County, Texas. On 04/01/2025 - 04/02/2025 - Agent Scoggins and Agent O'Malley conducted a flight extradition on Melvin White ADC#155734 from Salt Lake County Utah to Miller County Jail where he was held over night for Area 4 -Crittenden County. On 04/02/2025 - Cheyenne Brown ADC 718363 was transported from Miller County Jail to Phoenix Recovery Center in Little Rock, AR. 04/17/2025 - Tonsorial Arts Barber College set up hair/beard cutting station for offenders that cannot afford to pay for the service. Tonsorial Arts lead barber is a former ACC offender that turned his life around.

AREA HIGHLIGHTS, continued:**AREA 10**

04/29/2025: On April 29, 2025, CSA Tiffani Childers and CSA Jennifer Starkey conducted a home visit investigating an intrastate transfer on Crystal Speer PID#0361128 and confiscated 7.83 grams of methamphetamine and 8.7 grams (0.02 pounds) of marijuana. The offender is pending charges with the Hot Springs County sheriff's office.

AREA 11

On 4-1-25 Offender Kenneth Ard PID 0165006 arrived for office visit as scheduled to see officer Eastman for his regularly scheduled office visit. Officer Eastman requested the assistance of Agents Parker and Johnson in conducting a home verification/inspection of offender Ards residence at 8211 Bice Road in Pine Bluff. Upon arrival, a female named Dorothy Irwin opened the door stating Ard does not live at the approved address. She pointed down the road in the direction of a storage shed belonging to another address, 8111 Bice Dr, stating he has been living down there. Ard was asked if he had been staying there, he stated yes. A male by the name Mike Bice, the owner of the residence confirmed Ard had been sleeping in the storage shed. Both Agents Johnson and Parker searched the storage shed and a black 2016 Ford Fusion Ard stated belonged to him. Agent Parker found a pipe used to smoke meth next to the bed in the storage shed. Ard was asked if it belonged to him. He stated yes. Agents Johnson and Parker, Officer Eastman and Ard went back to the approved residence, 8211 Bice Road and conducted a home search after Dorothy Irwin confirmed offender Ard did stay at the residence occasionally. In the shop located on the property Agent Johnson located a bag of methamphetamine in a pack of cigarettes in a pair of pants on a chair. Inside of a black zip pouch Agent Parker located two syringes one of which was contained a liquid believed to be heroin and a small vile with crystal methamphetamine in it and two glass methamphetamine pipes. Inside the residence Agent Parker found underneath the coffee table in front of the couch Agent Parker located two methamphetamine pipes, a small amount of marijuana in a paper towel, Pom cigarillos and digital scales with crystal methamphetamine on it. Agent Parker opened a door and spotted a .22 rifle in the corner of the room with a scope and a .25 handgun on a nightstand by the bed. On a chest of drawers he noticed a jar with a bag of marijuana inside of it. Mecca was called and Investigators Carter and Kendell arrived on scene. Upon investigation Investigators collected the evidence. Offender Ard was charged with misdemeanor possession of drug paraphernalia and the resident owner Mike Bice was charged with possession of a controlled substance and possession of drug paraphernalia.

ISP ARREST

Officer	Number of Arrest
Autumn Hamrick	3
Brittney Cathey	3
Chad Hale	17
Richard Perry	6
Ryan Gordon	7
Total Arrest	36

PROMOTIONS**Area 6**

- Assistant Treatment Program Manager- Kayla M Beck

NEW HIRES**Area 2**

- Substance Abuse Program Leader- Rebecca L Davis

TREATMENT:

2,450 probationers and parolees were served in the general Substance Use Disorder Treatment programs. Another 1,456 participants were served in the Drug Court Treatment programs, bringing the total served to 3,906 for the month.

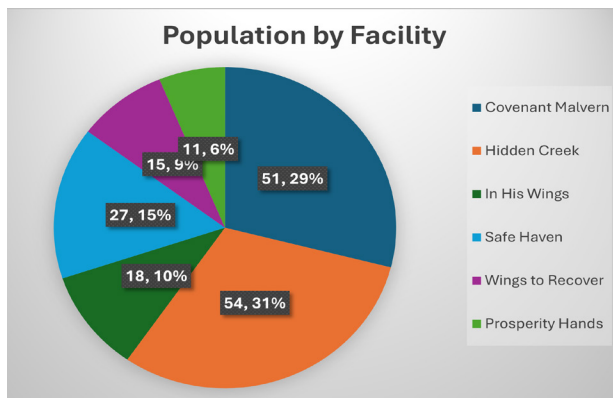
REENTRY PROGRAM:**REENTRY FACILITIES:**

As of April 30, ACC had six licensed Reentry Facilities with 176 total residents in Phases I-IV of the Reentry program. Since the program began, there have been 3,363 individuals who have successfully completed and graduated from the program. During the month, five (5) residents completed WAGE with five (5) additional enrolling. Four(4) residents completed CRC with four (4) enrolling. A total of twenty-one (21) Reentry Facility residents received their driver's license, twenty-one (21) received an ID card, twenty (20) received their Social Security Cards and eight (8) received birth certificates.

REENTRY PROGRAM CONTINUED: REENTRY OFFICERS:

In April, 113 Reentry residents was reported to be employed and 21 residents were reported to be ineligible for employment at this time. Reentry Officers reported nine (9) education referrals, which resulted in enrollments.

Reentry Officers conducted 172 reentry facility office visits, 146 Phase IV office visits, 20 Phase IV home visits and 49 pre-parole plan verifications. Reentry Officers made 57 community contacts within their assigned area during the month and conducted 47 office visits in their area. There was three (3) Good Grid classes conducted across the state with twenty-seven (27) referrals and in attendance. Job fairs were held with 8 referrals, and 246 in attendance. 7 department of Workforce Services classes were held with 185 in attendance.



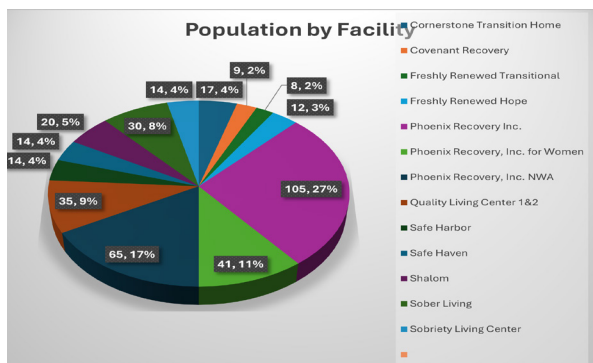
TRANSITIONAL HOUSING:

There are 16 licensed vendor facilities with 553 beds (384 DOC funded) in the facilities. Within the transitional facilities, there are 182 residents who have obtained full-time employment. In April, 238 residents who previously received their GED or high school diploma.

During the month, there were 26 registered sex offenders living in transitional facilities.

A total of 25 residents received their driver's license, 105 received an ID card, 105 received their Social Security card and 19 received birth certificates. Through new community partnerships, three (3) were enrolled in GED.

A total of 54 residents graduated from the Transitional Housing program, 30 absconded and 19 were dismissed.



SEX OFFENDER ASSESSMENT

Assessments Completed:

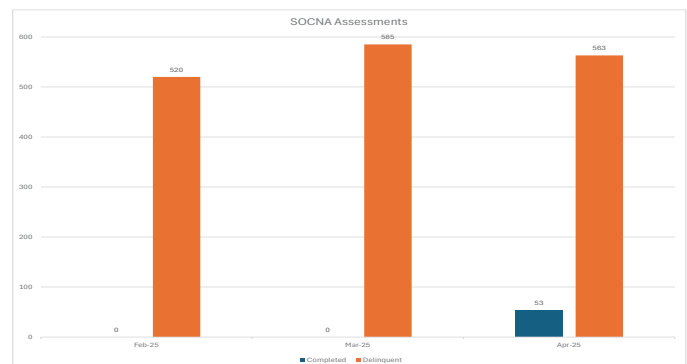
Risk Level	April	September 1999 through April 2025
Level 1	3	1,251
Level 2	41	9,758
Level 3	3	8,154
Level 4	0	758
Default 3	6	*
Total	53	19,921
*Default Level 3's are included in the total number of Level 3's to date.		

ACIC Numbers:

The total number of sex offenders registered from September 1999 through April 2025:

Compliant	8,743
Delinquent	1,799
Confined	4,095
Out-of-State	4,612
Address Unknown	121
Deported	203
Incapacitated	152
Out of USA	98
Total	19,824

Consistent with current Arkansas law, deceased offenders no longer remain on the registry.



*no data shown on completed assessments due to values being zero in February and March 2025.

COMMUNITY SUPERVISION FEE COLLECTIONS AND WAIVERS - APRIL 2025 – Page 1

	Apr-24	May-24	Jun-24	Jul-24	Aug-24	Sep-24	Oct-24	Nov-24	Dec-24	Jan-25	Feb-25	Mar-25	Apr-25
Area 1 - Fayetteville													
Fees Possible	166,530	165,200	164,220	163,170	164,500	168,840	168,875	168,280	169,190	168,000	170,380	173,215	173,985
Fees Collected	151,961	146,803	130,347	140,663	159,073	139,438	165,606	141,707	146,702	159,970	163,737	185,146	156,862
% Collected	91%	89%	79%	86%	97%	83%	98%	84%	87%	95%	96%	107%	90%
% Paying Offenders	53%	53%	47%	47%	52%	45%	52%	47%	48%	52%	51%	55%	50%
% Employed	87%	88%	88%	88%	87%	88%	84%	88%	88%	88%	87%	87%	88%
Fees Converted	6,755	6,705	6,796	4,444	7,167	5,379	6,592	4,791	5,918	8,979	6,438	8,498	5,049
% Converted	4%	4%	4%	3%	4%	3%	4%	3%	3%	5%	4%	5%	3%
Fees Waived	3,745	3,920	3,815	3,815	4,025	4,060	3,745	3,465	3,710	3,535	3,710	4,305	4,375
% Waived	2%	2%	2%	2%	2%	2%	2%	2%	2%	2%	2%	2%	3%
Area 2 - Mountain Home													
Fees Possible	97,405	96,845	96,390	95,760	95,165	95,200	96,005	95,305	94,395	92,365	93,205	93,625	93,660
Fees Collected	92,333	96,153	83,306	88,673	93,505	87,434	102,237	83,175	87,634	85,100	89,784	98,960	92,712
% Collected	95%	99%	86%	93%	98%	92%	106%	87%	93%	92%	96%	106%	99%
% Paying Offenders	60%	63%	57%	57%	59%	55%	61%	55%	56%	57%	57%	59%	58%
% Employed	86%	86%	85%	85%	85%	85%	77%	83%	83%	84%	83%	83%	83%
Fees Converted	1,007	1,645	2,121	2,904	1,097	1,515	2,602	1,876	2,129	1,884	2,871	2,373	2,407
% Converted	1%	2%	2%	3%	1%	2%	3%	2%	2%	2%	3%	3%	3%
Fees Waived	1,330	1,365	1,645	1,645	1,995	1,785	1,785	1,820	1,610	1,470	1,435	1,260	1,575
% Waived	1%	1%	2%	2%	2%	2%	2%	2%	2%	2%	2%	1%	2%
Area 3 - Searcy													
Fees Possible	115,430	117,810	118,545	117,460	115,745	116,760	117,600	118,895	120,470	121,205	119,350	119,210	119,245
Fees Collected	106,934	110,377	95,530	105,134	114,930	100,426	110,809	101,200	103,983	112,781	119,026	123,538	108,634
% Collected	93%	94%	81%	90%	99%	86%	94%	85%	86%	93%	100%	104%	91%
% Paying Offenders	56%	56%	48%	51%	55%	50%	54%	48%	48%	51%	52%	54%	51%
% Employed	79%	78%	78%	78%	78%	78%	79%	79%	77%	77%	77%	77%	78%
Fees Converted	2,558	4,746	2,294	4,231	4,073	2,019	5,079	3,985	5,778	4,817	5,766	5,665	4,167
% Converted	2%	4%	2%	4%	4%	2%	4%	3%	5%	4%	5%	5%	3%
Fees Waived	3,570	3,710	3,430	3,920	4,270	3,955	4,025	4,165	3,955	4,305	4,725	4,900	5,215
% Waived	3%	3%	3%	3%	3%	3%	3%	4%	3%	4%	4%	4%	4%
Area 4 - Jonesboro													
Fees Possible	111,335	111,965	111,300	109,690	109,340	108,710	109,585	111,160	110,495	109,760	108,675	109,410	108,745
Fees Collected	97,421	99,901	79,161	94,256	99,872	83,528	98,163	86,989	87,136	98,899	99,966	103,487	91,608
% Collected	88%	89%	71%	86%	91%	77%	90%	78%	79%	90%	92%	95%	84%
% Paying Offenders	52%	52%	43%	48%	51%	46%	52%	46%	46%	50%	49%	52%	47%
% Employed	78%	79%	79%	80%	80%	79%	75%	79%	78%	77%	78%	78%	77%
Fees Converted	4,103	4,681	4,557	6,418	10,568	5,823	4,043	4,915	6,815	8,097	6,036	6,430	6,133
% Converted	4%	4%	4%	6%	10%	5%	4%	4%	6%	7%	6%	6%	6%
Fees Waived	6,510	6,650	6,860	6,860	7,140	6,825	6,545	6,685	6,860	6,825	7,910	7,805	7,805
% Waived	6%	6%	6%	6%	7%	6%	6%	6%	6%	6%	7%	7%	7%
Area 5 - Fort Smith													
Fees Possible	104,405	104,860	105,000	102,690	101,815	100,870	100,345	100,485	101,115	99,365	98,525	99,435	99,260
Fees Collected	90,255	97,416	79,963	92,914	98,011	82,693	101,303	81,076	84,391	88,874	100,324	101,028	86,640
% Collected	86%	93%	76%	90%	96%	82%	101%	81%	83%	89%	102%	102%	87%
% Paying Offenders	52%	54%	47%	51%	55%	48%	57%	47%	48%	50%	54%	54%	50%
% Employed	82%	81%	82%	83%	83%	83%	78%	82%	81%	80%	81%	79%	79%
Fees Converted	5,011	4,989	4,757	4,813	5,286	4,840	6,550	4,287	7,396	4,995	6,697	6,702	6,897
% Converted	5%	5%	5%	5%	5%	5%	7%	4%	7%	5%	7%	7%	7%
Fees Waived	2,975	3,465	3,850	3,745	4,410	4,025	3,885	4,200	4,585	4,200	4,410	4,375	4,410
% Waived	3%	3%	4%	4%	4%	4%	4%	4%	5%	4%	4%	4%	4%
Area 6 - Conway													
Fees Possible	94,290	94,045	93,520	93,625	94,710	95,270	94,815	96,110	97,230	96,530	97,160	97,930	97,825
Fees Collected	88,215	96,181	72,975	89,062	85,981	73,589	100,422	81,770	90,063	89,345	96,599	99,798	89,697
% Collected	94%	102%	78%	95%	91%	77%	106%	85%	93%	93%	99%	102%	92%
% Paying Offenders	55%	59%	49%	54%	54%	47%	59%	50%	52%	52%	53%	54%	52%
% Employed	79%	79%	80%	80%	78%	79%	77%	79%	77%	77%	77%	78%	78%
Fees Converted	2,763	3,358	2,185	2,373	2,188	2,143	2,805	1,732	2,437	2,863	2,317	4,776	2,633
% Converted	3%	4%	2%	3%	2%	2%	3%	2%	3%	3%	2%	5%	3%
Fees Waived	2,730	3,010	2,905	2,800	2,905	2,940	3,290	3,465	3,395	3,395	3,640	3,780	3,815
% Waived	3%	3%	3%	3%	3%	3%	3%	4%	3%	4%	4%	4%	4%
Area 7 - LR Probation													
Fees Possible	134,400	134,085	132,335	134,190	131,005	132,370	135,835	138,670	136,955	139,790	138,810	138,600	139,510
Fees Collected	108,394	108,217	91,978	106,752	106,806	107,748	115,611	101,151	105,749	101,445	109,271	120,279	114,015
% Collected	80%	81%	69%	80%	81%	81%	85%	73%	77%	72%	78%	86%	81%
% Paying Offenders	42%	43%	39%	42%	43%	43%	44%	38%	40%	37%	38%	41%	40%
% Employed	82%	82%	81%	81%	81%	81%	80%	80%	80%	79%	79%	79%	79%
Fees Converted	1,040	132	671	682	935	1,001	1,254	1,199	574	3,171	2,412	4,094	2,855
% Converted	1%	0%	1%	1%	1%	1%	1%	1%	0%	2%	2%	3%	2%
Fees Waived	5,320	5,635	5,775	5,880	5,915	5,635	5,845	6,370	7,210	7,245	7,595	7,630	7,770
% Waived	4%	4%	4%	4%	5%	4%	4%	5%	5%	5%	5%	6%	6%



COMMUNITY SUPERVISION FEE COLLECTIONS AND WAIVERS - APRIL 2025 – Page 2

	Apr-24	May-24	Jun-24	Jul-24	Aug-24	Sep-24	Oct-24	Nov-24	Dec-24	Jan-25	Feb-25	Mar-25	Apr-25
Area 8 - LR Parole													
Fees Possible	75,775	75,565	76,580	76,405	76,580	77,035	78,575	79,065	79,415	79,030	78,925	78,925	78,610
Fees Collected	62,342	65,781	52,365	62,018	64,128	59,261	66,110	62,143	63,405	58,720	66,455	70,113	63,970
% Collected	82%	87%	68%	81%	84%	77%	84%	79%	80%	74%	84%	89%	81%
% Paying Offenders	48%	50%	40%	44%	45%	44%	46%	43%	42%	40%	43%	46%	44%
% Employed	80%	80%	80%	80%	80%	80%	79%	78%	77%	77%	76%	78%	78%
Fees Converted	2,489	4,150	4,350	4,868	4,593	4,895	3,988	4,046	4,621	5,318	5,811	6,358	4,390
% Converted	3%	5%	6%	6%	6%	6%	5%	5%	6%	7%	7%	8%	6%
Fees Waived	3,605	3,535	3,640	3,920	4,655	4,445	4,130	4,235	4,130	3,885	4,410	4,235	4,725
% Waived	5%	5%	5%	5%	6%	6%	5%	5%	5%	5%	6%	5%	6%
Area 9 - Texarkana													
Fees Possible	99,505	101,395	101,115	101,885	102,130	103,390	102,305	103,250	103,775	103,110	104,335	105,665	106,155
Fees Collected	83,163	92,306	69,076	84,547	90,260	85,379	98,690	83,115	87,448	90,348	96,101	101,292	89,921
% Collected	84%	91%	68%	83%	88%	83%	96%	80%	84%	88%	92%	96%	85%
% Paying Offenders	49%	52%	42%	46%	47%	46%	52%	44%	46%	47%	47%	48%	46%
% Employed	79%	79%	79%	78%	78%	77%	83%	78%	77%	76%	76%	76%	77%
Fees Converted	3,606	3,556	4,707	5,420	8,634	5,510	8,249	3,315	4,329	5,951	4,166	4,040	6,736
% Converted	4%	4%	5%	5%	8%	5%	8%	3%	4%	6%	4%	4%	6%
Fees Waived	3,465	3,325	3,220	3,185	3,360	3,115	3,220	3,290	3,185	2,870	2,800	2,695	2,590
% Waived	3%	3%	3%	3%	3%	3%	3%	3%	3%	3%	3%	3%	2%
Area 10 - Hot Springs													
Fees Possible	120,925	122,010	121,625	119,875	119,490	118,755	119,420	118,930	120,610	119,385	118,440	117,040	118,580
Fees Collected	106,228	107,718	91,971	105,822	108,362	97,939	116,104	93,100	105,525	112,647	111,675	113,803	107,892
% Collected	88%	88%	76%	88%	91%	82%	97%	78%	87%	94%	94%	97%	91%
% Paying Offenders	54%	54%	47%	51%	53%	49%	55%	47%	50%	51%	49%	52%	50%
% Employed	81%	80%	80%	80%	80%	80%	88%	80%	79%	78%	79%	80%	80%
Fees Converted	4,417	3,306	3,418	3,157	4,964	3,911	5,211	5,535	6,160	5,816	5,126	5,211	3,421
% Converted	4%	3%	3%	3%	4%	3%	4%	5%	5%	5%	4%	4%	3%
Fees Waived	7,770	7,910	8,435	8,575	8,015	7,560	7,875	7,665	7,455	7,350	7,385	7,770	7,840
% Waived	6%	6%	7%	7%	7%	6%	7%	6%	6%	6%	6%	7%	7%
Area 11 - Pine Bluff													
Fees Possible	102,445	102,900	101,080	99,330	99,470	100,345	100,555	100,380	101,325	102,060	104,370	105,630	105,560
Fees Collected	95,566	97,114	75,643	99,058	91,909	84,848	100,914	83,962	92,189	92,882	103,400	104,830	96,561
% Collected	93%	94%	75%	100%	92%	85%	100%	84%	91%	91%	99%	99%	91%
% Paying Offenders	59%	61%	50%	60%	58%	53%	60%	52%	53%	52%	55%	56%	55%
% Employed	76%	76%	76%	75%	76%	75%	79%	74%	76%	74%	74%	73%	74%
Fees Converted	4,666	4,282	5,512	6,743	3,985	5,887	6,271	4,131	6,526	6,138	6,868	8,396	5,680
% Converted	5%	4%	5%	7%	4%	6%	6%	4%	6%	6%	7%	8%	5%
Fees Waived	3,395	3,395	3,430	3,395	3,500	3,430	3,360	3,325	3,080	3,185	3,990	3,955	4,270
% Waived	3%	3%	3%	3%	4%	3%	3%	3%	3%	5%	4%	4%	4%
Grand Total													
Fees Possible	1,222,445	1,226,680	1,221,710	1,214,080	1,209,950	1,217,545	1,223,915	1,230,530	1,234,975	1,230,600	1,232,175	1,238,685	1,241,135
Fees Collected	1,082,812	1,117,967	922,316	1,068,898	1,112,836	1,002,283	1,175,971	999,387	1,054,226	1,091,011	1,156,337	1,222,273	1,098,513
% Collected	89%	91%	75%	88%	92%	82%	96%	81%	85%	89%	94%	99%	89%
% Paying Offenders	52%	54%	46%	50%	52%	48%	53%	47%	48%	49%	50%	52%	49%
% Employed	81%	81%	81%	81%	81%	81%	80%	80%	80%	79%	79%	79%	80%
Fees Converted	38,412	41,547	41,369	46,052	53,488	42,923	52,643	39,810	52,680	58,028	54,507	62,542	50,368
% Converted	3%	3%	3%	4%	4%	4%	4%	3%	4%	5%	4%	5%	4%
Fees Waived	44,415	45,920	47,005	47,740	50,190	47,775	47,705	48,685	49,175	48,265	52,010	52,710	54,390
% Waived	4%	4%	4%	4%	4%	4%	4%	4%	4%	4%	4%	4%	4%

- Fees Possible:** The amount of supervision fees that can be collected per active/electronic monitoring supervision status of offenders for that month only. Does not include annual, pre-trial, and SIS.
- Fees Collected:** Actual amount of money collected that can be deposited in Special Revenue fund. Please keep in mind the amount collected could include an offender that pays three months in advance.
- Fees Converted:** Amount not included in Fees Collected. Represents the amount of money lost by conversions. If this money were collected instead of converted, it would be added to Fees Collected.
- Fees Waived:** Amount not included in Fees Collected. Represents the amount of money lost by waivers. If this money were collected instead of waived, it would be added to Fees Collected.

COMMUNITY SUPERVISION POPULATION

Active:

Includes current status of Active, Abscond and Electronic Monitoring

Inactive:Includes current status of Non Reporting, Unsupervised, SIS
(Suspended Imposition of Sentence), Incarcerated and Out to Other State

Area #	AREA	Active (including Abscond)	Inactive	TOTAL
Area 1	Fayetteville	7,255	3,671	10,926
Area 2	Mountain Home	3,276	890	4,166
Area 3	Searcy	4,590	1,649	6,239
Area 4	Jonesboro	4,398	2,674	7,072
Area 5	Fort Smith	3,819	4,460	8,279
Area 6	Conway	3,466	1,239	4,705
Area 7	Little Rock-Probation	4,960	1,402	6,362
Area 8	Little Rock-Parole	3,658	632	4,290
Area 9	Texarkana	4,117	1,610	5,727
Area 10	Hot Springs	5,173	1,149	6,322
Area 11	Pine Bluff	4,573	1,047	5,620
ISC	C.O. Interstate Compact	26	1,879	1,905
	Statewide Totals by Status	49,311	22,302	71,613

COMMUNITY SUPERVISION POPULATION

Statewide Totals by Current Supervision Status as of April 30, 2025

Area #	AREA	Active			Inactive					OVERALL TOTALS PER AREA
		Active (Direct Supv)	Electronic Monitoring (Direct)	Absconded	Incarcerated	Non- Reporting	Out to Other State	Unsupervised	Suspnd Imposition of Snt (SIS)	
Area 1	Fayetteville	5,508	53	1,694	513	592	826	420	1,320	10,926
Area 2	Mountain Home	2,820	19	437	145	176	183	58	328	4,166
Area 3	Searcy	3,645	8	937	259	205	255	269	661	6,239
Area 4	Jonesboro	3,384	18	996	265	296	209	147	1,757	7,072
Area 5	Fort Smith	3,143	29	647	163	304	119	176	3,698	8,279
Area 6	Conway	2,932	6	528	206	188	118	52	675	4,705
Area 7	Little Rock-Probation	4,123	6	831	277	493	96	26	510	6,362
Area 8	Little Rock-Parole	2,588	56	1,014	115	231	1	139	146	4,290
Area 9	Texarkana	3,154	24	939	295	289	334	76	616	5,727
Area 10	Hot Springs	3,901	25	1,247	273	205	113	182	376	6,322
Area 11	Pine Bluff	3,362	19	1,192	268	177	72	140	390	5,620
ISC	C.O. Interstate Compact	5		21	4	62	1,813			1,905
	Statewide Totals by Current Supervision Status	38,565	263	10,483	2,783	3,218	4,139	1,685	10,477	71,613

Offender Count Active excluding Abscond	
38,828	

Explanation for "Current Supervision Status"

Active Supervision:

Offender is currently on Active/Direct Supervision Status.

Electronic Monitoring:

Offender is currently on an Electronic Monitor.

Incarcerated:

Offender is currently incarcerated including the following:

- Parole Holds (in state and out-of-state)
- ACT 570 Holds
- County Jail (including possible new charges—felony or misdemeanors—or serving commitments for traffic fines, court commitments, etc).

Non Reporting:

Drug Court offender currently in a Community Correction Center for sanction or court commitment, on detainer (federal or ICE hold), out-of-state, in CCC Residential Treatment, nursing home, hospital, or Arkansas State Hospital.

Out-To-Other-State:

Offender supervised out of Arkansas through Interstate Compact.

Unsupervised:

Parolee whose earned Good Time has met the requirements for unsupervised parole, probationers who received Unsupervised Sentence (e.g., five-year probation sentence specified as 3 years supervised and an additional 2 years unsupervised probation; or an unsupervised probation sentence which is common for misdemeanor offenses (e.g., 1 year unsupervised probation term).

Suspended Imposition of Sentence (SIS):

Offender received a suspended term of supervision.

COMMUNITY SUPERVISION RISK LEVELS

Statewide Risk Levels by Caseload Types as of April 30, 2025

CURRENT RISK LEVELS	Parole	Probation	Drug Court	Hope Court	Mental Health Court	Veterans Court	Swift Courts	Pre Adjudicated	Pre Trial/ Drug Court	Pre Trial/ Pre-Adjudicated	Pre Trial/ Regular	Pre Trial/ Veterans Court	Suspended	Ext Sex Offender Supv	Totals
Maximum	2,094	1,410	129	4		6							317	2	3,962
Medium	8,526	11,569	998	51	15	43		1	2	20	13	3	1,584	3	22,828
Minimum	6,864	18,570	526	6	11	33	4	5	8	53	8	1	1,681		27,770
Annual Reporting	2,378	1,443	6						1				209		4,037
Unassigned	2,949	3,098	43	5	1	4			6	1	5		6,891		13,003
Sum:	22,811	36,090	1,702	66	27	86	4	6	17	74	26	4	10,682	5	71,600

CURRENT RISK LEVELS ASSIGNED EXPLANATION:

- Maximum- last risk level score as "High"
- Medium- last risk level score as "Medium"
- Minimum- last risk level score as "Low"
- Annual- identifies offenders that are supervised Annual Reporting
- Unassigned- no ARORA has been completed or offender is currently supervised as "Unsupervised" where the risk level was changed to unassigned

Statewide Risk Levels by Caseload Supervision Status as of April 30, 2025

RISK LEVELS BY CURRENT SUPERVISION STATUS	Maximum	Medium	Minimum	Annual Reporting	Unassigned	Sum:
Active (Direct Supv)	1,717	13,278	19,907	3,271	402	38,575
Electronic Monitoring (Direct)	56	185	17	2		260
Absconded	1,116	4,543	2,825	68	1,937	10,489
Incarcerated	310	1,182	583	15	721	2,811
Non-Reporting	290	1,065	686	17	1,104	3,162
Out to Other State	140	858	1,633	34	1,478	4,143
Unsupervised	26	165	460	422	620	1,693
Suspnd Imposition of Snt (SIS)	307	1,552	1,659	208	6,741	10,467
Sum:	3,962	22,828	27,770	4,037	13,003	71,600

COMMUNITY SUPERVISION GAINS AND LOSSES - APRIL 2025

Supervision Events		Parole	Probation	Pre-Trial	Suspended	Sum:
Total Gains	Intakes	828	904	18	149	1,899
	Sanction Release from SSP	115	5			120
	Total Gains					2,019
Total Losses	Revocations/or New ADC or CCC Sentence	350	249	1	34	634
	Sanction Incarceration SSP	139	10			149
	Terminations	166	535	13	165	879
	Total Losses					1,662

SRT TASK FORCE REPORT - APRIL 2025

ARRESTS:	
Absconders	57
Active Supervision	4
Collateral Arrests	178
SRT Total:	57
Task Force Total:	182

SRT Plus Task Force Total:	239
Felony Charges	336
Misdemeanor Charges	48
Traffic Charges	34
Narcotics Arrests	43

CONFISCATIONS:	
Marijuana	823.5 Grams
Meth	6,785.61 Grams
Herion	0 Grams
Fentanyl	79.6 Grams
Fentanyl	0 Pills
Cocaine	1,973.9 Grams
MDMA	0 Grams
Prescription Pills	21.5 Pills
Mushrooms	0 Grams
Handguns	36
Rifles	2
Recovered Motorcycles	0
Drug Paraphernalia	13 items
Currency Seized	\$104,755.00

COMMUNITY SUPERVISION - COMMUNITY SERVICE - APRIL 2025

AREAS	CITIES WITHIN AREA	NUMBER OF PARTICIPANTS	COMMUNITY SERVICE	LITTER CREW	COUNTY WORKS	MONTHLY TOTAL
1	Bentonville, Fayetteville, Huntsville	61	505.00	0.00	0.00	505.00
2	Harrison, Mountain Home, Salem, Mountain View, Berryville	93	1,588.00	0.00	0.00	1,588.00
3	Searcy, Newport, Walnut Ridge, Ash Flat, Heber Springs, Batesville, Pocahontas, Lonoke	101	2,014.92	0.00	0.00	2,014.92
4	Jonesboro, Paragould, Osceola	73	628.25	0.00	0.00	628.25
5	Fort Smith, Booneville, Clarksville, Ozark, Mena	99	875.00	0.00	0.00	875.00
6	Conway, Russellville, Morrilton, Danville	35	324.09	0.00	0.00	324.09
7	Little Rock	27	826.56	0.00	0.00	826.56
8	Little Rock, North Little Rock	32	323.11	0.00	0.00	323.11
9	Texarkana, Ashdown, Hope, Lewisville, Nashville, Magnolia	41	385.35	0.00	0.00	385.35
10	Malvern, Benton, Sheridan, Arkadelphia, Hot Springs, Benton, Camden, Fordyce	75	1,254.50	0.00	0.00	1,254.50
11	Pine Bluff, Stuttgart, Monticello, El Dorado, Crossett	85	766.00	0.00	0.00	766.00
TOTAL		722	9,490.78	0.00	0.00	9,490.78

COMMUNITY SUPERVISION - STATEWIDE SEARCH AND SEIZURE - APRIL 2025

[illegible]

COMMUNITY SUPERVISION REVOCATIONS

Revocation Events By Supervision Types and Area April 2025

Area	Supervision Type	Revoked (Sent to ADC)	Revoked (Sent to CCC)	Revoked (Other)	New ADC/ CCC Sentence
Area 2-Mountain Home	Parole	19			1
Area 12-Texarkana		10			8
Area 11-Pine Bluff		23			5
Area 6-Conway		24			4
Area 8-Little Rock		62			7
Area 5-Fort Smith		40			5
Area 10-Hot Springs		39			9
Area 1-Fayetteville		38			4
Area 3-Searcy		24		2	3
Area 4-Jonesboro		22			1
Total by Supervision Type	Parole	301		2	47
Area 2-Mountain Home	Probation	11	2	4	2
Area 12-Texarkana		11	1		1
Area 11-Pine Bluff		6	4	5	1
Area 6-Conway		16	6		
Area 5-Fort Smith		11	1	1	7
Area 10-Hot Springs		3		14	5
Area 7-Little Rock				25	4
Area 1-Fayetteville		7		20	7
Area 3-Searcy		11	11	11	3
Area 4-Jonesboro		10	3	20	5
Total by Supervision Type	Probation	86	28	100	35
Area 10-Hot Springs	Pre-Trial			1	
Total by Supervision Type	Pre-Trial			1	
Area 12-Texarkana	Suspended	1			
Area 11-Pine Bluff					1
Area 6-Conway					3
Area 8-Little Rock					1
Area 5-Fort Smith				2	9
Area 7-Little Rock				1	2
Area 1-Fayetteville					3
Area 3-Searcy				1	
Area 4-Jonesboro		1			9
Total by Supervision Type	Suspended	2		4	28
TOTAL BY SUPERVISION EVENT		389	28	107	110

REVOCATION HEARINGS

Parole Revocation Hearings and Outcomes April 2025

Hearing Outcome	Laws and Technical	Laws Only	Technical Only	Total By Hearing Outcome
Administrative Revocation		68		68
Deferred	7	6		13
Reinstate	8	4		12
Revoked	40	5		45
Waived	206	29	12	247
Total By Violation Type	261	112	12	385

Note: Excludes SSP Sanction Hearings

ACT 1029 HEARINGS HELD	Total
Deferred	4
Revoked	22
Waived	29
Total # ACT 1029 Hearings	55

Note: Included in totals for Hearing Outcomes

SUPERVISION SANCTIONS

Supervision Sanction Hearings and Waivers

03/01/2025-03/31/2025

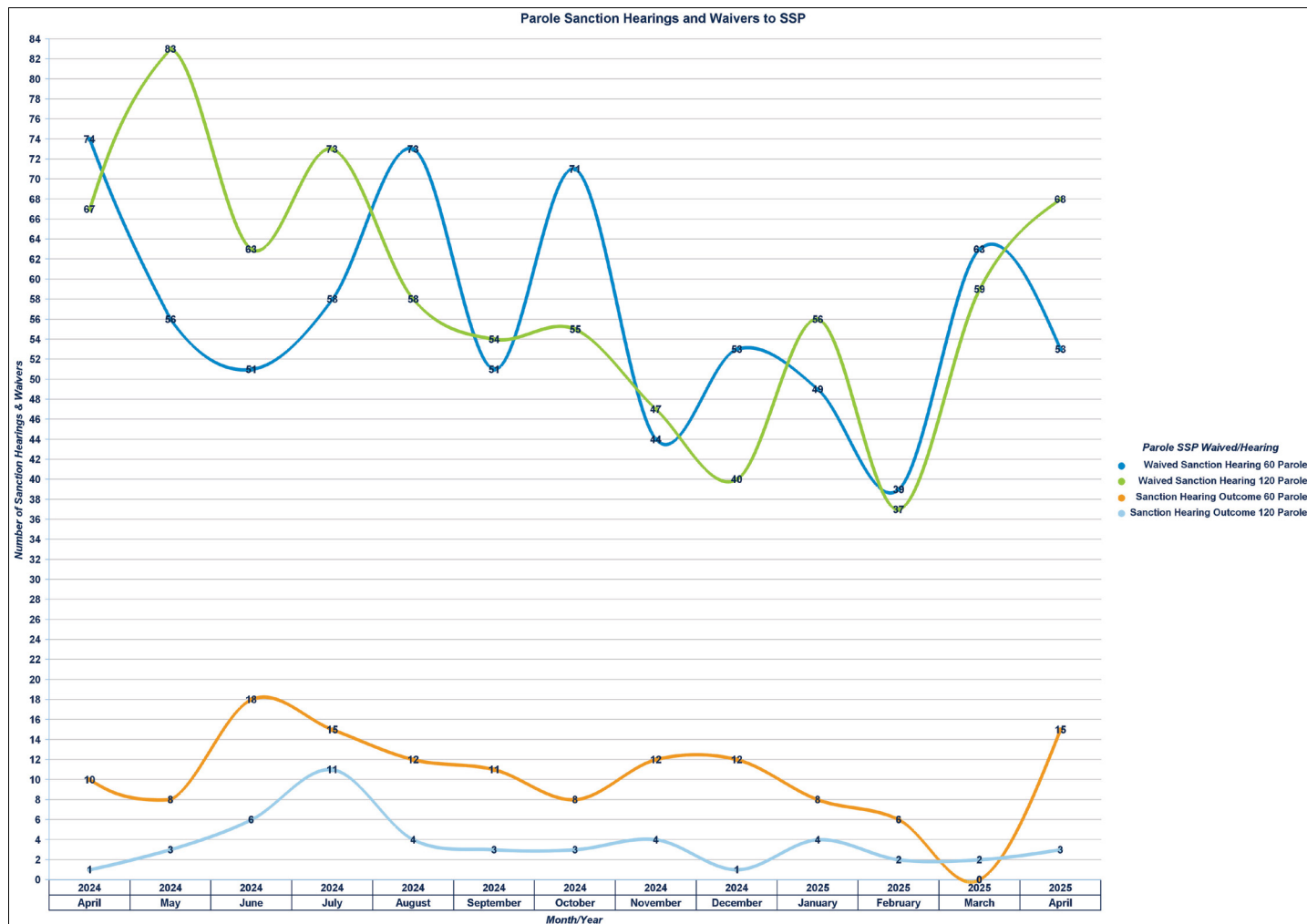
Sanction Hearing Outcome	Sanction Hearing Type	Parole	Probation	Sum:
Sanction Hearing Outcome 60 Parole	Sanction Hearing	135		135
Sanction Hearing Outcome 90 Probation			1	1
Sanction Hearing Outcome 120 Parole		47		47
Sanction Hearing Outcome 180 Probation			3	3
Totals:	Sanction Hearing	182	4	186

Waived Sanction Hearing 60 Parole	Waived Sanction Hearing	735		735
Waived Sanction Hearing 90 Probation			84	84
Waived Sanction Hearing 120 Parole		760		760
Waived Sanction Hearing 180 Probation			17	17
Totals:	Waived Sanction Hearing	1,495	101	1,596

	Overall Totals:	1,677	105	1,782
--	------------------------	--------------	------------	--------------

Note: SSP lengths for parolees only were changed in May 2021.

PAROLE SANCTION HEARINGS AND WAIVERS TO SSP



COMMUNITY SUPERVISION DRUG TESTING

**Regular Probation and Parole
Positive Tests During April 2025**

Offender Urine Tests Administered this Period: 7,900
Number of Offenders Testing Positive: 2,640

Drug Tested	Count
THC/Marijuana	1,698
Methamphetamines	1,478
Amphetamines	955
Cocaine	185
Benzodiazepines	130
Ethyl Glucuronide/Alcohol	119
Ecstasy (MDMA)	72
Opiates	53
Oxycodone	51
Buprenorphine (Suboxone)	33
Methadone	25
Fentanyl	16
Barbiturates	15
Morphine/Opiates	9
Propoxyphene	9
Hydrocodone	8
K2 (SPICE)	7
Tramadol	7
Heroin	6
PCP	4
Inhalants	3
Kratom	3
LSD	3
Morphine	3
Other Hallucinogens	3
pH	3
Prescription Abuse	3
Cotinine (Nicotine)	2
Creatinine	2
Total	4,905

**Drug Courts
Positive Tests During April 2025**

Offender Urine Tests Administered this Period: 7,692
Number of Offenders Testing Positive: 269

Drug Tested	Count
Buprenorphine (Suboxone)	466
THC/Marijuana	270
Methamphetamines	228
Amphetamines	219
Ethyl Glucuronide/Alcohol	80
Benzodiazepines	69
Methadone	51
Ecstasy (MDMA)	40
Oxycodone	37
Cocaine	32
Tramadol	32
Morphine/Opiates	25
Opiates	16
Barbiturates	15
Fentanyl	15
Propoxyphene	15
K2 (SPICE)	10
Heroin	9
Creatinine	3
Total	1,632

**Specialty Courts
Positive Tests During April 2025**

Offender Urine Tests Administered this Period: 308
Number of Offenders Testing Positive: 17

Drug Tested	Count
Methamphetamines	19
THC/Marijuana	14
Amphetamines	11
Fentanyl	9
Ethyl Glucuronide/Alcohol	4
Ecstasy (MDMA)	3
Cocaine	2
Benzodiazepines	1
Buprenorphine (Suboxone)	1
Total	64

INTENSIVE SUPERVISION PROGRAM

INTENSIVE TEAM TOTALS 24-25

[illegible]