



# DIVISION OF COMMUNITY CORRECTION BOARD REPORT

May 2024


Jim Cheek  
Director



## COMMUNITY SUPERVISION AREA HIGHLIGHTS:

### AREA 4

On April 13, an offender on active probation was driven to the Paragould Community Supervision Office by an individual in a blue Dodge Charger. The driver attempted to remain hidden in the car across the empty parking lot which raised suspicion with supervision agents. Agents engaged in interaction and identification of the individual and upon conducting a pat search of his person for weapons, agents noticed a bulge in his front pocket. He was asked to retrieve the item(s) from his pocket to which he attempted



to run but was unsuccessful and taken to the ground by both agents where he continued to resist arrest. Once restraints were secured, the items were removed from his pockets and identified as a sock

containing two zip-lock bags with a white crystal and powdery substance inside. The individual and evidence were released into custody of the Paragould Police Department for pending charges.

### AREA 5

ADMINISTRATIVE OFFICE OF THE COURTS TO PRESENT FUNDING AWARD TO MONTGOMERY AND POLK COUNTY DRUG COURTS AND DELIVER NALOXONE KITS



(Mena, Arkansas) – Administrative Office of the Courts officials will present a \$43,788 award to the Montgomery and Polk County Adult Drug Courts on Tuesday, April 16, 2024, at 12:00 p.m. in Judge Andy Riner’s courtroom. Montgomery County Adult Drug Court will receive \$15,891. Polk County Adult Drug Court will receive \$27,896. The AOC officials will also deliver a supply of Naloxone so that every courtroom in Montgomery and Polk County has the life-saving medication on hand.

“These funds will better equip the Montgomery and Polk County Adult Drug Courts with the resources it needs to address the ongoing opioid epidemic within the community,” Chief Justice Kemp said in announcing the award. “As a former drug court judge and as chair of the Specialty Court Program

**AREA HIGHLIGHTS, continued:**

Advisory Committee, I understand that the state's drug courts, and other specialty courts, play a critical role in addressing the cruel impact the opioid crisis is having in our communities."

The funds are part of a \$1 million award to the Administrative Office of the Courts by the Arkansas Attorney General's Office and must be used to provide restorative services for drug court participants, including transitional and chemical-free housing, substance abuse and mental health services, peer support recovery services, childcare assistance, and educational services and programming.

Marty Sullivan, Director of the Administrative Office of the Courts, will also deliver Naloxone kits to equip each courtroom at the courthouse with a supply of Naloxone. The Naloxone medication helps overdose victims survive by blocking and reversing the effects of opioid drugs on a person's body. Funding for the Naloxone kits was provided by the U.S. Department of Justice.

"Given their close work with those suffering from opioid addiction, it is important that our courts and court personnel have a readily available supply of Naloxone on hand," Sullivan said.

According to data from the Arkansas Department of Health, there were 487 deaths from overdose statewide in 2022, the most recent full year for which data is available.

**AREA 8**

On April 22, the Little Rock Police Department's Street Narcotics Unit with the assistance from the Northwest Patrol Field Service Division, the Intelligence Unit, the Interdiction Unit, the Real Time Crime Center, the Missing Persons Unit, and the Arkansas Community Corrections ISP Team, arrested six subjects and made compliance checks with 3 other parolees at a location that has received multiple complaints about prostitution, narcotics, violent crimes, and property crimes. There were five other subjects staying at the location, who were under active supervision. Compliance checks were completed on those individuals with no arrest generated.

Charges issued and evidence obtained are as follows:

Person 1: Possession of Methamphetamine with

Purpose, Possession of Drug Paraphernalia, and Furnishing a Prohibited Article.

Person 2: Trafficking Fentanyl, Loitering for the Purpose of Drugs (This person is also list as a missing person)

Persons 3, 4, and 5: Trafficking Fentanyl, Loitering for the Purpose of Drugs


(Person 5 was actively shooting up narcotics when contact was made with him inside the room. He was checked by MEMS and was transported without further incident.)

Person 6: Possession of Methamphetamine. (Served with several active warrants and transported without further incident)

Evidence retained by LRPD: 5 grams of Methamphetamine, 3 grams of Fentanyl, 1 vehicle, and \$720.00 of US Currency.

**AREA 11**

On April 18, agents transported an offender from an office visit to a home address after finding a bag of marijuana and a pre-rolled marijuana joint inside the console of his vehicle. Upon arrival at the home address, agents made entry into the home locating the correct bedroom after the offender lead them into the wrong room in attempts to misguide the search. During inspection of the bedroom, agents found a Palmetto 9MM handgun with two loaded magazines under the pillow. At this time, investigators with the Pine Bluff Criminal Investigation Division arrived at the residence to assist in the investigation and continued search of the home. Agents then discovered a bullet reloading station in the living room and an open gun safe in the closet containing 32 guns and two illegal homemade Rifle silencers. During a search of the kitchen, a package of Sour Space Candy CBD and THC was found along with numerous bottles of liquor. Photographs were taken and the evidence was collected by PB CID for pending charges.



**SEX OFFENDER SERVICES**

**WASHINGTON COUNTY SEX OFFENDER COMPLAINEE OPERATION**

Fayetteville, Arkansas. From April 1 through April 5, 2024, law enforcement agents conducted a Sex Offender Compliance Operation in Washington County, Arkansas. Officers from the Washington County Sheriff's Department in conjunction with agents from the Arkansas Division of Community Correction conducted sex offender compliance checks on approximately 230 sex offenders in Washington County and surrounding towns. Teams from the participating agencies began conducting early morning consent searches at each registered sex offender's residence. During the Operation, Agents conducted digital on-scene previews of multiple computers, cellular phones, digital storage data devices, and tablets. The visits to sex offender's homes ensured proper verification as required by Arkansas State Law and served to enhance community safety endeavors.

Of the verified offenders, 69 offenders were on active supervision with DCC. Only two offenders were found to be in violation. This equates to a 98% compliance rate! Special thanks to Community Supervision Agents! Their combined supervision efforts are undoubtedly making their corner of the world a safer place!


**RESIDENTIAL SERVICES:**

**CENTRAL ARKANSAS COMMUNITY CORRECTION CENTER (CACCC)**



Real Men Ministries presented the gospel and served their annual Easter meal to CAC residents. Each year, the ministry donates countless time and items to the residents including the latest donation in the creation of a Kid's corner for the children of residents during visitation time on Saturdays and Sundays.

**OMEGA SUPERVISION SANCTION CENTER (SSP)**



Omega hosted a reentry fair for the Offenders with representatives from Wage, Office of Child Support, Goodwills reentry program, EOC from Henderson, and Rock City Reentry.



**SOUTHWEST ARKANSAS COMMUNITY CORRECTION CENTER (SWACCC)**



Residents of the Southwest Center attended a reentry resource fair hosting many different workshops, guest speakers and contests.



**TREATMENT:**

**PROGRAM SUMMARY**

2,574 probationers and parolees were served in the general Substance Use Disorder Treatment programs. Another 1,579 participants were served in the Drug Court Treatment programs, bringing the total served to 4,153 for the month.

A total of 938 residents have agreed to participate in Medication-Assisted Treatment (MAT) since the program started in July 2018 with a total of 188 discharged with follow up in the community in progress and a total of 163 have completed the program.

Partnerships are in effect with 80 community providers to continue MAT upon release from an ACC center.

In April, there were 44 active participants in the Telehealth program implemented in January 2023.

**General Treatment Program Summary**

(Non-Drug Court):	Number of Participants
Substance Use Disorder Treatment	1,579
Continuing Care	216
Domestic Violence Prevention	21
Anger Management	96
Tobacco Use Treatment	1

**Ongoing Projects**

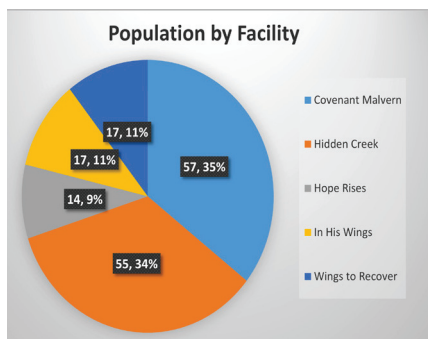
Treatment supervisors reported combined 255 hours of direct clinical supervision with Treatment staff in 31 Community Correction locations.

**REENTRY PROGRAM:**

**REENTRY FACILITIES:**

As of April 30, ACC had five licensed Reentry Facilities with 160 total residents in Phases I-IV of the Reentry program. Since the program began, there have been over 3,100

individuals who have successfully completed and graduated from the program. During the month, seven residents started the



Career Readiness Certificate program and 18 residents completed the program. A total of seven Reentry Facility residents received their driver's license, 11 received an ID card, 12 received their Social Security card and 10 received birth certificates.

**REENTRY OFFICERS:**

In April, 115 Reentry residents were reported to be employed and nine residents were reported to be ineligible for employment at this time. Reentry Officers reported four education referral, which resulted in enrollments.

Reentry Officers conducted 68 reentry facility office visits, 61 Phase IV office visits, 19 Phase IV home visits and 13 pre-parole plan verifications. Reentry Officers made 35 community contacts within their assigned area during the month and conducted 36 office visits in their area. There were nine job fairs conducted across the state with 55 offender referrals and 331 in attendance.

**TRANSITIONAL HOUSING:**

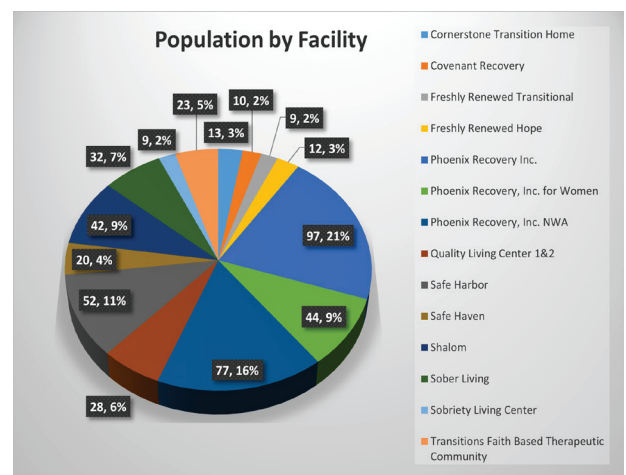
There are 17 licensed vendor facilities with 569 beds (468 ACC-funded) in the facilities. Within the transitional facilities, there are 279 residents who have obtained full-time employment.

In April, 300 residents who previously received their GED or high school diploma.

During the month, there were 43 registered sex offenders living in transitional facilities.

A total of 17 residents received their driver's license, 103 received an ID card, 118 received their Social Security card and 26 received birth certificates.

A total of 73 residents graduated from the Transitional Housing program, 25 absconded and 17 were dismissed.



**SUPPLEMENTAL REPORTS**

**MEDICATION-ASSISTED TREATMENT PROGRAM (MAT) REPORT - APRIL 2024**


Locations:	MAT Start Dates	Active Program Participants	New Clients in the Program this Month	Dropped Out	Total Active Participants
CACCC - Little Rock	Sep-19	6	2	0	6
EACCC - West Memphis	Jul-18	33	7	2	33
NEACCC - Osceola	Dec-21	0	0	0	0
NWACCC - Fayetteville	Sep-19	4	1	0	1
OTVCCC - Malvern	Jul-18	**ended July 2021		0	0
SWACCC - Texarkana	Jul-18	6	1	0	1
Probation / Parole	2018	159	7	0	159
Medically Withdrawn	Closed Unsuccessful	Successful Completion		Total Active	
90	188	163		155	
Total # of Participants Since Program Began					938

Action	May-23	Jun-23	Jul-23	Aug-23	Sep-23	Oct-23
Assessments Completed in units	10	3	42	20	11	9
# of Clients Educated in units	669	391	352	515	403	426
# of Clients Released to Supervision	10	8	12	7	3	2
Pre-Release Interviews Completed	12	10	14	15	15	4

Action	Nov-23	Dec-23	Jan-24	Feb-24	Mar-24	Apr-24
# of Assessments Completed in units	4	13	13	3	12	11
# of Clients Educated in units	427	400	411	261	514	420
# of Clients Released to Supervision	4	6	4	7	10	7
Pre-Release Interviews Completed	4	8	11	6	14	14

COMMUNITY SUPERVISION FEE COLLECTIONS AND WAIVERS - APRIL 2024 – Page 1

	Apr-23	May-23	Jun-23	Jul-23	Aug-23	Sep-23	Oct-23	Nov-23	Dec-23	Jan-24	Feb-24	Mar-24	Apr-24
<b>Area 1 - Fayetteville</b>													
Fees Possible	162,295	162,855	162,295	162,680	163,625	163,870	163,975	165,025	164,045	162,645	163,030	164,010	166,530
Fees Collected	143,289	145,384	163,293	149,942	153,786	147,128	148,915	146,568	146,252	146,927	167,923	159,775	151,961
% Collected	88%	89%	101%	92%	94%	90%	91%	89%	89%	90%	103%	97%	91%
% Paying Offenders	52%	52%	56%	53%	54%	54%	54%	52%	53%	53%	56%	55%	53%
% Employed	89%	89%	88%	89%	89%	88%	88%	88%	88%	88%	88%	87%	87%
Fees Converted	4,527	4,888	5,781	5,088	5,510	4,487	6,969	7,645	3,867	4,978	6,809	6,540	6,755
% Converted	3%	3%	4%	3%	3%	3%	4%	5%	2%	3%	4%	4%	4%
Fees Waived	4,305	3,990	3,885	3,955	4,095	4,095	3,955	4,200	4,305	4,025	4,095	4,025	3,745
% Waived	3%	2%	2%	2%	3%	2%	2%	3%	3%	2%	3%	2%	2%
<b>Area 2 - Mountain Home</b>													
Fees Possible	73,850	72,800	72,590	96,180	97,125	96,530	98,070	97,055	97,510	96,810	96,530	96,390	97,405
Fees Collected	65,462	68,280	72,555	93,865	93,460	91,314	93,990	89,745	93,192	90,280	104,220	103,699	92,333
% Collected	89%	94%	100%	98%	96%	95%	96%	92%	96%	93%	108%	108%	95%
% Paying Offenders	57%	59%	62%	61%	61%	60%	60%	60%	60%	59%	63%	63%	60%
% Employed	87%	88%	88%	88%	87%	86%	86%	87%	86%	85%	84%	85%	86%
Fees Converted	407	303	594	503	1,564	1,114	1,689	1,667	1,617	1,964	1,491	2,167	1,007
% Converted	1%	0%	1%	1%	2%	1%	2%	2%	2%	2%	2%	2%	1%
Fees Waived	420	420	420	1,155	1,225	1,155	1,120	1,085	1,120	1,330	1,190	1,155	1,330
% Waived	1%	1%	1%	1%	1%	1%	1%	1%	1%	1%	1%	1%	1%
<b>Area 3 - Searcy</b>													
Fees Possible	118,440	118,475	117,460	114,205	113,330	113,785	115,150	115,535	116,760	116,410	117,775	117,495	115,430
Fees Collected	105,505	106,137	111,162	103,221	103,316	111,484	112,028	99,754	106,402	105,169	122,875	122,563	106,934
% Collected	89%	90%	95%	90%	91%	98%	97%	86%	91%	90%	104%	104%	93%
% Paying Offenders	53%	54%	56%	54%	53%	56%	57%	54%	54%	55%	58%	58%	56%
% Employed	82%	82%	82%	82%	78%	79%	79%	78%	78%	77%	78%	78%	79%
Fees Converted	2,062	2,263	3,762	3,333	4,975	4,771	3,630	3,399	3,112	4,532	3,303	3,704	2,558
% Converted	2%	2%	3%	3%	4%	4%	3%	3%	3%	4%	3%	3%	2%
Fees Waived	3,290	3,220	3,185	3,045	2,905	2,975	2,765	3,220	3,395	3,535	3,640	3,745	3,570
% Waived	3%	3%	3%	3%	3%	3%	2%	3%	3%	3%	3%	3%	3%
<b>Area 4 - Jonesboro</b>													
Fees Possible	99,120	99,015	98,175	117,670	115,640	115,360	114,940	114,310	113,610	112,560	112,070	112,490	111,335
Fees Collected	79,836	85,339	89,901	100,992	104,722	101,359	99,602	95,365	100,158	95,527	108,677	110,200	97,421
% Collected	81%	86%	92%	85%	91%	88%	87%	83%	88%	85%	97%	98%	88%
% Paying Offenders	50%	50%	54%	51%	53%	52%	51%	50%	52%	51%	54%	53%	52%
% Employed	79%	80%	82%	82%	81%	82%	81%	81%	79%	79%	78%	79%	78%
Fees Converted	5,693	2,816	7,150	5,792	5,799	6,397	5,539	6,159	6,259	4,070	5,401	5,404	4,103
% Converted	6%	3%	7%	5%	5%	6%	5%	5%	6%	4%	5%	5%	4%
Fees Waived	6,545	6,090	6,020	6,125	6,650	6,965	6,685	6,405	6,475	5,915	5,775	6,685	6,510
% Waived	7%	6%	6%	5%	6%	6%	6%	6%	6%	5%	5%	6%	6%
<b>Area 5 - Fort Smith</b>													
Fees Possible	106,155	106,715	106,295	104,405	105,490	104,685	104,580	104,440	105,525	104,720	104,300	104,580	104,405
Fees Collected	89,684	85,425	100,919	99,272	92,612	92,810	89,869	91,777	87,249	95,260	112,497	100,597	90,255
% Collected	84%	80%	95%	95%	88%	89%	86%	88%	83%	91%	108%	96%	86%
% Paying Offenders	50%	48%	55%	55%	53%	53%	52%	54%	50%	54%	58%	55%	52%
% Employed	82%	82%	83%	83%	83%	83%	82%	81%	81%	82%	81%	81%	82%
Fees Converted	3,135	2,637	4,611	4,480	4,841	3,267	3,133	4,097	5,918	4,151	5,660	5,020	5,011
% Converted	3%	2%	4%	4%	5%	3%	3%	4%	6%	4%	5%	5%	5%
Fees Waived	2,520	2,730	2,800	2,870	3,115	3,325	3,255	3,290	3,150	3,010	3,115	3,150	2,975
% Waived	2%	3%	3%	3%	3%	3%	3%	3%	3%	3%	3%	3%	3%
<b>Area 6 - Conway</b>													
Fees Possible	88,445	88,270	89,320	90,580	90,230	89,950	91,140	91,210	92,330	91,385	91,420	92,820	94,290
Fees Collected	80,818	81,070	82,430	82,056	85,955	77,462	86,456	80,025	82,519	82,304	93,353	89,189	88,215
% Collected	91%	92%	92%	91%	95%	86%	95%	88%	89%	90%	102%	96%	94%
% Paying Offenders	57%	58%	58%	56%	57%	54%	58%	54%	56%	55%	58%	56%	55%
% Employed	81%	82%	80%	80%	80%	80%	80%	81%	80%	80%	79%	79%	79%
Fees Converted	2,525	1,741	2,102	2,548	2,943	2,666	2,598	2,685	2,518	3,241	2,929	1,207	2,763
% Converted	3%	2%	2%	3%	3%	3%	3%	3%	3%	4%	3%	1%	3%
Fees Waived	2,030	2,065	1,925	2,100	2,485	2,835	2,730	2,765	2,730	2,555	2,730	2,765	2,730
% Waived	2%	2%	2%	2%	3%	3%	3%	3%	3%	3%	3%	3%	3%
<b>Area 7 - LR Probation</b>													
Fees Possible	90,825	91,210	91,735	94,115	102,725	119,945	129,185	130,130	131,250	138,565	136,395	134,715	134,400
Fees Collected	76,200	77,491	85,390	82,711	86,201	84,222	85,991	89,228	84,402	98,167	102,164	110,705	108,394
% Collected	84%	85%	92%	88%	84%	70%	66%	68%	64%	70%	75%	82%	80%
% Paying Offenders	51%	51%	53%	51%	48%	42%	40%	41%	38%	40%	40%	43%	42%
% Employed	83%	83%	81%	82%	81%	81%	81%	81%	80%	79%	80%	79%	82%
Fees Converted	814	1,111	1,430	1,023	902	2,409	1,441	737	231	1,111	1,155	946	1,040
% Converted	1%	1%	2%	1%	1%	2%	1%	1%	0%	1%	1%	1%	1%
Fees Waived	3,815	3,850	3,465	3,360	3,395	9,135	4,410	5,040	4,585	6,825	4,935	5,040	5,320
% Waived	4%	4%	4%	4%	3%	8%	3%	4%	3%	5%	4%	4%	4%
<b>Area 8 - LR Parole</b>													
Fees Possible	72,765	73,535	72,380	72,835	73,850	74,830	73,605	75,530	75,250	74,200	74,935	74,480	75,775
Fees Collected	60,119	57,241	63,907	59,274	60,928	61,174	64,679	58,245	61,405	62,041	62,224	64,921	62,342
% Collected	83%	78%	88%	81%	83%	82%	88%	77%	81%	84%	83%	87%	82%
% Paying Offenders	48%	46%	51%	48%	49%	48%	52%	48%	48%	50%	48%	50%	48%
% Employed	82%	81%	81%	82%	81%	81%	82%	81%	81%	80%	80%	81%	80%
Fees Converted	3,279	2,629	3,014	4,444	4,711	3,047	4,604	2,211	809	4,763	5,792	4,928	2,489
% Converted	5%	4%	4%	6%	6%	4%	6%	3%	1%	6%	8%	7%	3%
Fees Waived	3,395	3,395	3,045	3,465	3,605	3,570	3,850	4,025	3,465	3,570	3,605	3,780	3,605
% Waived	5%	5%	4%	5%	5%	5%	5%	5%	5%	5%	5%	5%	5%



COMMUNITY SUPERVISION FEE COLLECTIONS AND WAIVERS - APRIL 2024 – Page 2

	Apr-23	May-23	Jun-23	Jul-23	Aug-23	Sep-23	Oct-23	Nov-23	Dec-23	Jan-24	Feb-24	Mar-24	Apr-24
<b>Area 9 - West Memphis</b>													
Fees Possible	47,775	47,565	46,865										
Fees Collected	37,616	42,191	43,888										
% Collected	79%	89%	94%										
% Paying Offenders	48%	51%	53%										
% Employed	72%	71%	71%										
Fees Converted	2,321	2,739	2,558										
% Converted	5%	6%	5%										
Fees Waived	1,120	1,155	1,085										
% Waived	2%	2%	2%										
<b>Area 9 - Texarkana</b>													
Fees Possible	97,440	97,090	97,510	97,650	98,035	97,055	97,930	98,210	99,015	99,540	99,120	99,890	99,505
Fees Collected	77,505	79,458	84,291	88,083	93,186	79,493	79,869	82,768	79,248	86,494	92,282	99,464	83,163
% Collected	79%	81%	86%	90%	95%	82%	82%	84%	80%	87%	93%	100%	84%
% Paying Offenders	47%	49%	50%	51%	54%	49%	49%	49%	48%	49%	51%	52%	49%
% Employed	80%	80%	79%	79%	79%	78%	78%	77%	76%	77%	77%	77%	79%
Fees Converted	2,937	2,976	3,025	5,352	6,634	3,685	6,608	6,567	973	3,701	4,153	2,670	3,606
% Converted	3%	3%	3%	5%	7%	4%	7%	7%	1%	4%	4%	3%	4%
Fees Waived	2,765	3,325	3,290	3,815	3,885	3,710	3,360	3,465	3,255	3,570	3,535	3,465	3,465
% Waived	3%	3%	3%	4%	4%	4%	3%	4%	3%	4%	4%	3%	3%
<b>Area 10 - Hot Springs</b>													
Fees Possible	117,250	115,640	116,935	117,285	117,530	118,160	118,405	120,435	121,100	119,525	119,665	120,505	120,925
Fees Collected	96,962	98,745	108,584	103,919	108,823	105,333	107,769	103,023	106,307	112,207	119,202	120,269	106,228
% Collected	83%	85%	93%	89%	93%	89%	91%	86%	88%	94%	100%	100%	88%
% Paying Offenders	50%	52%	55%	53%	55%	54%	55%	52%	54%	56%	57%	56%	54%
% Employed	81%	82%	81%	81%	82%	82%	81%	80%	79%	80%	80%	81%	81%
Fees Converted	2,679	1,455	2,651	2,560	2,646	4,433	5,448	2,332	3,262	3,795	5,690	3,479	4,417
% Converted	2%	1%	2%	2%	2%	4%	5%	2%	3%	3%	5%	3%	4%
Fees Waived	7,665	7,455	7,560	7,910	7,945	7,735	7,455	7,735	7,385	7,420	7,770	7,630	7,770
% Waived	7%	6%	6%	7%	7%	7%	6%	6%	6%	6%	6%	6%	6%
<b>Area 11 - Pine Bluff</b>													
Fees Possible	92,085	93,205	92,995	102,655	102,970	101,850	102,795	103,880	103,425	101,850	102,795	103,600	102,445
Fees Collected	79,026	82,961	90,170	94,765	94,014	99,478	94,352	92,513	99,464	95,936	103,071	100,271	95,566
% Collected	86%	89%	97%	92%	91%	98%	92%	89%	96%	94%	100%	97%	93%
% Paying Offenders	54%	56%	59%	57%	57%	59%	57%	57%	60%	60%	61%	59%	59%
% Employed	77%	77%	78%	78%	77%	77%	77%	76%	75%	75%	75%	76%	76%
Fees Converted	3,846	4,803	4,587	6,729	4,397	4,538	6,408	4,309	4,835	6,541	4,854	3,922	4,666
% Converted	4%	5%	5%	7%	4%	4%	6%	4%	5%	6%	5%	4%	5%
Fees Waived	3,010	3,150	2,975	3,500	3,465	3,500	3,570	3,570	3,430	3,675	3,710	3,605	3,395
% Waived	3%	3%	3%	3%	3%	3%	3%	3%	3%	4%	4%	3%	3%
<b>Grand Total</b>													
Fees Possible	1,166,445	1,166,375	1,164,555	1,170,260	1,180,550	1,196,020	1,209,775	1,215,760	1,219,820	1,218,210	1,218,035	1,220,975	1,222,445
Fees Collected	992,024	1,009,720	1,096,490	1,058,100	1,077,002	1,051,257	1,063,520	1,029,013	1,046,598	1,070,311	1,188,489	1,181,653	1,082,812
% Collected	85%	87%	94%	90%	91%	88%	88%	85%	86%	88%	98%	97%	89%
% Paying Offenders	51%	52%	55%	54%	54%	53%	53%	52%	52%	53%	55%	54%	52%
% Employed	82%	82%	82%	82%	82%	82%	82%	81%	81%	81%	80%	81%	81%
Fees Converted	34,224	30,359	41,264	41,852	44,921	40,813	48,064	41,808	33,399	42,846	47,234	39,986	38,412
% Converted	3%	3%	4%	4%	4%	3%	4%	3%	3%	4%	4%	3%	3%
Fees Waived	40,880	40,845	39,655	41,300	42,770	49,000	43,155	44,800	43,295	45,430	44,100	45,045	44,415
% Waived	4%	4%	3%	4%	4%	4%	4%	4%	4%	4%	4%	4%	4%

- Fees Possible:** The amount of supervision fees that can be collected per active/electronic monitoring supervision status of offenders for that month only. Does not include annual, pre-trial, and SIS.
- Fees Collected:** Actual amount of money collected that can be deposited in Special Revenue fund. Please keep in mind the amount collected could include an offender that pays three months in advance.
- Fees Converted:** Amount not included in Fees Collected. Represents the amount of money lost by conversions. If this money were collected instead of converted, it would be added to Fees Collected.
- Fees Waived:** Amount not included in Fees Collected. Represents the amount of money lost by waivers. If this money were collected instead of waived, it would be added to Fees Collected.

CENTER POPULATIONS - APRIL 2024

ARDOC  
REPORT NO. IPTR500 -  
18

ARKANSAS DEPARTMENT OF  
CORRECTION ACC OPTION  
STATEWIDE POPULATION REPORT

PAGE: 1 of 1  
PROCESSED: 04/30/2024  
12:30 AM REQUESTOR: eOMIS

FOR: 04/30/2024

Location:	In Count	Out To:				Total	Capacity	% Capacity
		ORCU Hosp	Other Hosp	Furlough	Court			
Central AR CCC - Males/ Sanction Males*	8	0	0	0	0	8	0	
Central AR CCC - Males/Males	157	0	0	0	0	157	150	
<b>Central AR CCC - Males Total</b>	<b>165</b>	<b>0</b>	<b>0</b>	<b>0</b>	<b>0</b>	<b>165</b>	<b>150</b>	<b>110.0%</b>
East Central AR CCC/90 Day PV in CCC Females	1	0	0	0	0	1	0	
East Central AR CCC/Females	326	0	0	0	2	328	362	
East Central AR CCC Supervision Sanction-Female/90 Day PV in CCC Females	12	0	0	0	0	12	0	
East Central AR CCC Supervision Sanction-Female/Females	70	0	0	0	1	71	88	
<b>East Central AR CCC Total</b>	<b>409</b>	<b>0</b>	<b>0</b>	<b>0</b>	<b>3</b>	<b>412</b>	<b>450</b>	<b>91.6%</b>
NE AR CCC - Drug Treatment/Males	26	0	0	0	0	26	25	
NE AR CCC/Males	219	1	0	0	1	221	215	
<b>NE AR CCC Total</b>	<b>245</b>	<b>1</b>	<b>0</b>	<b>0</b>	<b>1</b>	<b>247</b>	<b>240</b>	<b>102.9%</b>
NW AR CCC/Females	114	0	0	0	0	114	114	
<b>NW AR CCC Total</b>	<b>114</b>	<b>0</b>	<b>0</b>	<b>0</b>	<b>0</b>	<b>114</b>	<b>114</b>	<b>100.0%</b>
Omega Supervision Sanction Center/ Sanction Males*	90	0	0	0	0	90	0	
Omega Supervision Sanction Center/90 Day PV in CCC Males	279	0	0	0	0	279	0	
Omega Supervision Sanction Center/Males	-278	0	0	0	8	-270	300	
<b>Omega Supervision Sanction Center Total</b>	<b>91</b>	<b>0</b>	<b>0</b>	<b>0</b>	<b>8</b>	<b>99</b>	<b>300</b>	<b>33.0%</b>
SW AR CCC/ Sanction Males*	1	0	0	0	0	1	0	
SW AR CCC/Males	411	0	0	0	3	414	440	
SW AR Supervision Sanction Center/Males	103	0	0	0	0	103	100	
<b>SW AR CCC Total</b>	<b>515</b>	<b>0</b>	<b>0</b>	<b>0</b>	<b>3</b>	<b>518</b>	<b>540</b>	<b>95.9%</b>
In Transit Count:	0							
<b>TOTALS - UNIT COUNT</b>	<b>1,539</b>	<b>1</b>	<b>0</b>	<b>0</b>	<b>15</b>	<b>1,555</b>		
					<b>Male</b>	<b>1,029</b>	<b>1,230</b>	<b>83.7%</b>
					<b>Female</b>	<b>526</b>	<b>564</b>	<b>93.3%</b>
					<b>Total</b>	<b>1,555</b>	<b>1,794</b>	<b>86.7%</b>
<b>County Jail Backup SSP/Females Total</b>	<b>11</b>	<b>0</b>	<b>0</b>	<b>0</b>	<b>0</b>	<b>11</b>		
<b>County Jail Backup SSP/Males Total</b>	<b>37</b>	<b>0</b>	<b>0</b>	<b>0</b>	<b>0</b>	<b>37</b>		
<b>County Jail Backup/Females Total</b>	<b>50</b>	<b>0</b>	<b>0</b>	<b>0</b>	<b>0</b>	<b>50</b>		
<b>County Jail Backup/Males Total</b>	<b>86</b>	<b>0</b>	<b>0</b>	<b>0</b>	<b>0</b>	<b>86</b>		
<b>State Prison Unit/Males Total</b>	<b>1</b>	<b>0</b>	<b>0</b>	<b>0</b>	<b>0</b>	<b>1</b>		
<b>TOTAL - NONAGENCY</b>	<b>185</b>	<b>0</b>	<b>0</b>	<b>0</b>	<b>0</b>	<b>185</b>		
					<b>Male</b>	124		
					<b>Female</b>	61		
					<b>Total</b>	185		
<b>Re-Entry Act 146 Total</b>	<b>159</b>	<b>0</b>	<b>0</b>	<b>0</b>	<b>0</b>	<b>159</b>	<b>195</b>	<b>81.5%</b>
<b>GRAND TOTAL</b>	<b>1,883</b>	<b>1</b>	<b>0</b>	<b>0</b>	<b>15</b>	<b>1,899</b>		



## RESIDENTIAL CENTERS STATISTICS AT A GLANCE - APRIL 2024

**Resident Admissions:**

CAC: 35  
 ECAC: 139  
 NEAC: 46  
 NWAC: 15  
 OMEGA: 38  
 SWAC: 112

**Resident Releases:**

CAC: 23  
 ECAC: 79  
 NEAC: 40  
 NWAC: 12  
 OMEGA: 40  
 SWAC: 120

**Affordable Healthcare Enrollment:**

CAC: 23  
 ECAC: 68  
 NEAC: 40  
 NWAC: 0  
 OMEGA: 26  
 SWAC: 100

**Wage Class Enrollment:**

CAC: 20  
 ECAC: 12  
 NEAC: N/A  
 NWAC: 9  
 OMEGA: 0  
 SWAC: 33

**Shorter College Enrollment:**

CAC: 36  
 ECAC: 103  
 NEAC: 42  
 NWAC: 3  
 OMEGA: N/A  
 SWAC: 72

**Henderson State University Enrollment:**

OMEGA: 81  
 SWAC: 58

**Exodus Enrollment:**

CAC: 43  
 ECAC: 18

**Good Grid Enrollment**

CAC: 18  
 ECAC: 21  
 NEAC: 32  
 NWAC: 11  
 OMEGA: 20  
 SWAC: 82

**Photo IDs Issued:**

CAC: 13  
 ECAC: 3  
 NEAC: 3  
 NWAC: 5  
 OMEGA: 20  
 SWAC: 17

**Drivers Licenses Obtained:**

CAC: 9  
 ECAC: 3  
 NEAC: 3  
 NWAC: 7  
 OMEGA: 16  
 SWAC: 3

**MAT Participants:**

CAC: 6  
 ECAC: 37  
 NEAC: 0  
 NWAC: 4  
 OMEGA: N/A  
 SWAC: 0

**Reformers Anonymous:**

SWAC: 93

**Life Recovery:**

OMEGA: 30  
 SWAC: 54

**Victim Impact Panel:**

NEAC: 5

**Number of Volunteers:**

CAC: 81  
 ECAC: 201  
 NEAC: 41  
 NWAC: 102  
 OMEGA: 19  
 SWAC: 121

**Number of Volunteer Hours:**

CAC: 429  
 ECAC: 496  
 NEAC: 144  
 NWAC: 315  
 OMEGA: 61  
 SWAC: 788

**GED Enrollment:**

CAC: 27  
 ECAC: 25  
 NEAC: 17  
 NWAC: 18  
 OMEGA: 5  
 SWAC: 102

**GED Completed:**

CAC: 1  
 ECAC: 4  
 NEAC: 4  
 NWAC: 0  
 OMEGA: 0  
 SWAC: 6

**AA/NA Attendance:**

CAC: 152  
 ECAC: 345  
 NEAC: 32  
 NWAC: 36  
 OMEGA: 99  
 SWAC: 70

**Celebrate Recovery Attendance:**

CAC: 33  
 ECAC: N/A  
 NEAC: 38  
 NWAC: 5  
 OMEGA: N/A  
 SWAC: 190

## COMMUNITY SUPERVISION POPULATION

**Active:**

Includes current status of Active, Abscond and Electronic Monitoring

**Inactive:**

Includes current status of Non Reporting, Unsupervised, SIS  
(Suspended Imposition of Sentence), Incarcerated and Out to Other State

<b>Area #</b>	<b>AREA</b>	<b>Active (including Abscond)</b>	<b>Inactive</b>	<b>TOTAL</b>
Area 1	Fayetteville	7,107	3,319	10,426
Area 2	Mountain Home	3,349	918	4,267
Area 3	Searcy	4,452	1,425	5,877
Area 4	Jonesboro	4,530	2,477	7,007
Area 5	Fort Smith	3,936	4,233	8,169
Area 6	Conway	3,379	1,168	4,547
Area 7	Little Rock-Probation	4,510	1,406	5,916
Area 8	Little Rock-Parole	3,567	653	4,220
Area 9	Texarkana	4,037	1,526	5,563
Area 10	Hot Springs	5,112	1,066	6,178
Area 11	Pine Bluff	4,484	899	5,383
ISC	C.O. Interstate Compact	3	1,831	1,834
	<b>Statewide Totals by Status</b>	<b>48,466</b>	<b>20,921</b>	<b>69,387</b>

COMMUNITY SUPERVISION POPULATION

Statewide Totals by Current Supervision Status - April 2024

Area	Active			Inactive					OVERALL TOTALS PER AREA
	Active (Direct Supv)	Electronic Monitoring (Direct)	Absconded	Incarcerated	Non-Reporting	Out to Other State	Unsupervised	Suspnd Imposition of Snt (SIS)	
C.O. Interstate Compact	2		1	3	77	1,751			1,834
Conway	2,803	9	567	240	169	109	43	607	4,547
Fayetteville	5,315	30	1,762	602	486	732	371	1,128	10,426
Fort Smith	3,210	23	703	191	272	122	152	3,496	8,169
Hot Springs	3,810	30	1,272	296	185	100	153	332	6,178
Jonesboro	3,433	19	1,078	274	315	186	112	1,590	7,007
Little Rock-Parole	2,411	100	1,056	125	229		143	156	4,220
Little Rock-Probation	3,908	15	587	257	655	79	14	401	5,916
Mountain Home	2,899	19	431	204	132	190	71	321	4,267
Pine Bluff	3,220	28	1,236	228	117	56	142	356	5,383
Searcy	3,516	5	931	287	187	222	140	589	5,877
Texarkana	3,003	31	1,003	305	272	307	95	547	5,563
Statewide Totals by Current Supervision Status	37,530	309	10,627	3,012	3,096	3,854	1,436	9,523	69,387

<i>Offender Count Active Excluding Absconders</i>
37,839

Explanation for “Current Supervision Status”

**Active Supervision:**

Offender is currently on Active/Direct Supervision Status.

**Electronic Monitoring:**

Offender is currently on an Electronic Monitor.

**Incarcerated:**

Offender is currently incarcerated including the following:

- Parole Holds (in state and out-of-state)
- ACT 570 Holds
- County Jail (including possible new charges—felony or misdemeanors—or serving commitments for traffic fines, court commitments, etc).

**Non Reporting:**

Drug Court offender currently in a Community Correction Center for sanction or court commitment, on detainer (federal or ICE hold), out-of-state, in CCC Residential Treatment, nursing home, hospital, or Arkansas State Hospital.

Out-To-Other-State:

Offender supervised out of Arkansas through Interstate Compact.

**Unsupervised:**

Parolee whose earned Good Time has met the requirements for unsupervised parole, probationers who received Unsupervised Sentence (e.g., five-year probation sentence specified as 3 years supervised and an additional 2 years unsupervised probation; or an unsupervised probation sentence which is common for misdemeanor offenses (e.g., 1 year unsupervised probation term).

**Suspended Imposition of Sentence (SIS):**

Offender received a suspended term of supervision.

COMMUNITY SUPERVISION RISK LEVELS

Statewide Risk Levels by Caseload Types - April 2024

CURRENT RISK LEVELS	Parole	Probation	Drug Court	Hope Court	Mental Health Court	Veterans Court	Swift Courts	Pre Adjudicated	Pre Trial/ Drug Court	Pre Trial/ Pre-Adjudicated	Pre Trial/ Regular	Pre Trial/ Veterans Court	Suspended	Ext Sex Offender Supv	Totals
Maximum	2,389	1,549	154	3		11			1		1		320	1	4,429
Medium	8,885	12,046	1,009	27	9	56	1	1	5	23	8		1,546	2	23,618
Minimum	6,277	17,068	573	11	9	35	2	6	7	55	11	3	1,457		25,514
Annual Reporting	2,199	1,219	5					1					176		3,600
Unassigned	2,852	3,040	62	1		6			11		7	1	6,246		12,226
Sum:	22,602	34,922	1,803	42	18	108	3	8	24	78	27	4	9,745	3	69,387

CURRENT RISK LEVELS ASSIGNED EXPLANATION:

- Maximum- last risk level score as "High"
- Medium- last risk level score as "Medium"
- Minimum- last risk level score as "Low"
- Annual- identifies offenders that are supervised Annual Reporting
- Unassigned- no ARORA has been completed or offender is currently supervised as "Unsupervised" where the risk level was changed to unassigned

Statewide Risk Levels by Caseload Supervision Status - April 2024

RISK LEVELS BY CURRENT SUPERVISION STATUS	Maximum	Medium	Minimum	Annual Reporting	Unassigned	Sum:
Active (Direct Supv)	1,884	13,873	18,295	2,841	637	37,530
Electronic Monitoring (Direct)	95	196	17	1		309
Abscinded	1,258	4,772	2,720	75	1,802	10,627
Incarcerated	406	1,261	584	12	749	3,012
Non-Reporting	323	1,050	644	13	1,066	3,096
Out to Other State	142	810	1,430	44	1,428	3,854
Unsupervised	12	150	389	438	447	1,436
Suspnd Imposition of Snt (SIS)	309	1,506	1,435	176	6,097	9,523
Sum:	4,429	23,618	25,514	3,600	12,226	69,387

## COMMUNITY SUPERVISION GAINS AND LOSSES - APRIL 2024

Supervision Events		Parole	Probation	Pre-Trial	Suspended	Sum:
<b>Total Gains</b>	<b>Intakes</b>	760	953	20	188	<b>1,921</b>
	<b>Sanction Release from SSP</b>	124	6			<b>130</b>
	<b>Total Gains</b>					<b>2,051</b>
<b>Total Losses</b>	<b>Revocations/or New ADC or CCC Sentence</b>	370	316		33	<b>719</b>
	<b>Sanction Incarceration SSP</b>	150	7			<b>157</b>
	<b>Terminations</b>	206	455	11	148	<b>820</b>
	<b>Total Losses</b>					<b>1,696</b>

## SRT TASK FORCE REPORT - APRIL 2024

ARRESTS:	
<b>Absconders</b>	40
<b>Active Supervision</b>	24
<b>Collateral Arrests</b>	55
<b>SRT Total:</b>	29
<b>Task Force Total:</b>	90

<b>SRT Plus Task Force Total:</b>	119
<b>Felony Charges</b>	106
<b>Misdemeanor Charges</b>	44
<b>Traffic Charges</b>	11
<b>Narcotics Arrests</b>	27

CONFISCATIONS:	
<b>Marijuana</b>	3,764.8 grams
<b>Meth</b>	2,606.2 grams
<b>Cocaine</b>	262.6 grams
<b>Fentanyl</b>	25.7 grams
<b>PCP</b>	1,627.8 grams
<b>Fentanyl Pills</b>	19 pills
<b>Prescription Pills</b>	58 pills
<b>Handguns</b>	15
<b>Rifles</b>	2
<b>Recovered Auto</b>	1
<b>Drug Paraphernalia</b>	44 items
<b>Currency Seized</b>	\$2,306.00

COMMUNITY SUPERVISION - COMMUNITY SERVICE - APRIL 2024

AREAS	CITIES WITHIN AREA	NUMBER OF PARTICIPANTS	COMMUNITY SERVICE	LITTER CREW	COUNTY WORKS	MONTHLY TOTAL
1	Bentonville, Fayetteville, Huntsville	56	1,085.09	0.00	0.00	1,085.09
2	Harrison, Mountain Home, Salem, Mountain View, Berryville	69	921.25	0.00	0.00	921.25
3	Searcy, Newport, Walnut Ridge, Ash Flat, Heber Springs, Batesville, Pocahontas, Lonoke	73	1,122.68	32.00	0.00	1,154.68
4	Jonesboro, Paragould, Osceola	66	553.00	0.00	0.00	553.00
5	Fort Smith, Booneville, Clarksville, Ozark, Mena	72	651.00	0.00	0.00	651.00
6	Conway, Russellville, Morrilton, Danville	37	319.95	0.00	0.00	319.95
7	Little Rock	36	1,167.50	0.00	0.00	1,167.50
8	Little Rock, North Little Rock	34	252.75	0.00	0.00	252.75
9	Texarkana, Ashdown, Hope, Lewisville, Nashville, Magnolia	56	692.80	0.00	0.00	692.80
10	Malvern, Benton, Sheridan, Arkadelphia, Hot Springs, Benton, Camden, Fordyce	90	1,186.75	0.00	0.00	1,186.75
11	Pine Bluff, Stuttgart, Monticello, El Dorado, Crossett	64	1,010.75	0.00	0.00	1,010.75
<b>TOTAL</b>		<b>653</b>	<b>8,963.52</b>	<b>32.00</b>	<b>0.00</b>	<b>8,995.52</b>

COMMUNITY SUPERVISION - STATEWIDE SEARCH AND SEIZURE - APRIL 2024

Community Supervision Search and Seizure Confiscations FY2024													
	July	August	September	October	November	December	January	February	March	April	May	June	Totals
<b>Illegal Drugs are listed in grams (Marijuana is listed in LBS)</b>													
Marijuana /LBS								0.5	0.1	0.1			0.7
Meth / g								53.5	27.0	29.7			110.2
Cocaine / g								249.6					249.6
Crack Cocaine/ g								41.6					41.6
Prescription Pills									34.6	4.0			38.6
Xanax Bars								5.0					5.0
Ecstasy/MDMA													0.0
Heroin / g													0.0
Fentanyl / g								11		2			13.0
Fentanyl Pills								32	3				35.0
LSD Stamps													0.0
DMT													0.0
Mushrooms (Oz)													0.0
<b>Firearms</b>													
Handguns								6		9			15
Rifles								3		27			30
Shotguns								3		2			5
Explosives													0
Total Firearms													50
<b>Currency</b>													
Currency								60,000.00					\$60,000.00

## COMMUNITY SUPERVISION REVOCATIONS

## Revocation Events By Supervision Types and Area - April 2024

Area	Supervision Type	Revoked (Sent to ADC)	Revoked (Sent to CCC)	Revoked (Other)	New ADC/ CCC Sentence
Area 1-Fayetteville	Parole	23			1
Area 2-Mountain Home		16			2
Area 3-Searcy		23			4
Area 4-Jonesboro		31			6
Area 5-Fort Smith		35			9
Area 6-Conway		24	1		14
Area 8-Little Rock		57			3
Area 10-Hot Springs		44		1	5
Area 11-Pine Bluff		43			6
Area 12-Texarkana		18			4
<b>Total by Supervision Type</b>	<b>Parole</b>	<b>314</b>	<b>1</b>	<b>1</b>	<b>54</b>
Area 1-Fayetteville	Probation	14	5	34	2
Area 2-Mountain Home		7		4	2
Area 3-Searcy		11	12	18	4
Area 4-Jonesboro		5	7	16	20
Area 5-Fort Smith		16			10
Area 6-Conway		15	3	1	2
Area 7-Little Rock		2		39	3
Area 10-Hot Springs				19	4
Area 11-Pine Bluff		12	2	2	5
Area 12-Texarkana		14	2	3	1
<b>Total by Supervision Type</b>	<b>Probation</b>	<b>96</b>	<b>31</b>	<b>136</b>	<b>53</b>
Area 1-Fayetteville	Suspended				1
Area 2-Mountain Home		1		1	
Area 3-Searcy		1			1
Area 4-Jonesboro				1	7
Area 5-Fort Smith					13
Area 6-Conway		1			1
Area 10-Hot Springs					1
Area 11-Pine Bluff		1			
Area 12-Texarkana		2		1	
<b>Total by Supervision Type</b>	<b>Suspended</b>	<b>6</b>		<b>3</b>	<b>24</b>
<b>TOTAL BY SUPERVISION EVENT</b>		<b>416</b>	<b>32</b>	<b>140</b>	<b>131</b>

## REVOCATION HEARINGS

### Parole Revocation Hearings and Outcomes - April 2024

Hearing Outcome	Laws and Technical	Laws Only	Technical Only	Total By Hearing Outcome
Administrative Revocation		73		73
Reinstate	15	5		20
Revoked	21	8	3	32
Waived	239	21	13	273
<b>Total By Violation Type</b>	<b>275</b>	<b>107</b>	<b>16</b>	<b>398</b>

Note: Excludes SSP Sanction Hearings

ACT 1029 HEARINGS HELD	Total
Reinstate	1
Revoked	5
Waived	8
<b>Total # ACT 1029 Hearings</b>	<b>14</b>

Note: Included in totals for Hearing Outcomes

## SUPERVISION SANCTIONS

### Supervision Sanction Hearings and Waivers

04/01/2024 - 04/30/2024

Sanction Hearing Outcome	Sanction Hearing Type	Parole	Probation	Sum:
Sanction Hearing Outcome 60 Parole	Sanction Hearing	9		9
Sanction Hearing Outcome 120 Parole		1		1
<b>Totals:</b>	<b>Sanction Hearing</b>	<b>10</b>		<b>10</b>

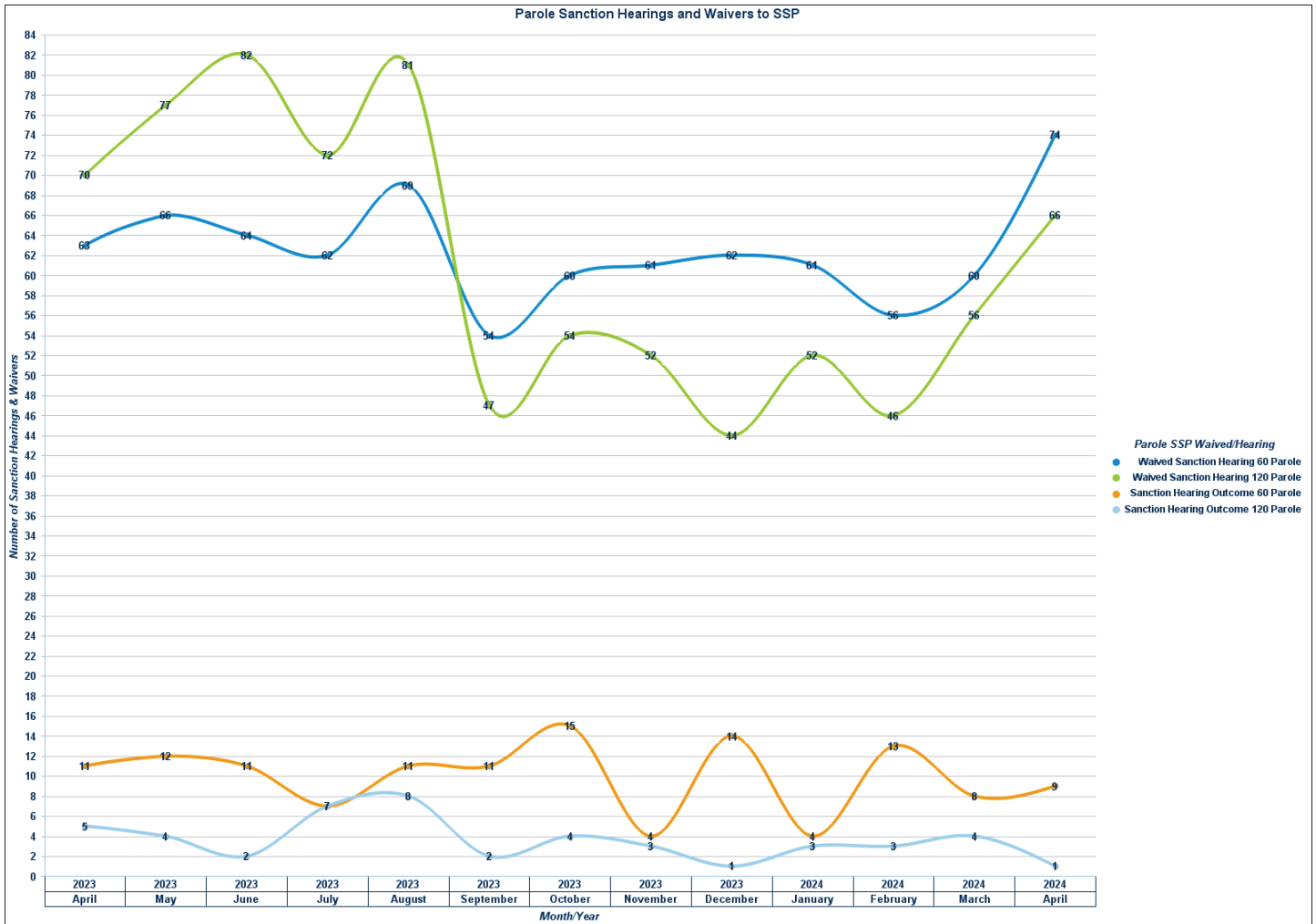
Waived Sanction Hearing 60 Parole	Waived Sanction Hearing	74		74
Waived Sanction Hearing 90 Probation			6	6
Waived Sanction Hearing 120 Parole		66		66
Waived Sanction Hearing 180 Probation			1	1
<b>Totals:</b>	<b>Waived Sanction Hearing</b>	<b>140</b>	<b>7</b>	<b>147</b>

	<b>Overall Totals:</b>	<b>150</b>	<b>7</b>	<b>157</b>
--	------------------------	------------	----------	------------

Note: SSP lengths for parolees only were changed in July 2021.



### PAROLE SANCTION HEARINGS AND WAIVERS TO SSP



COMMUNITY SUPERVISION DRUG TESTING

**Regular Probation and Parole  
Positive Tests During April 2024**

Offender Urine Tests Administered this Period: 7,794  
Number of Offenders Testing Positive: 2,852

Drug Tested	Count
THC/Marijuana	1,725
Methamphetamines	1,600
Amphetamines	986
Cocaine	187
Benzodiazepines	124
Ecstasy	90
Alcohol	84
Ethyl Glucuronide	65
Heroin/Opiates	65
Oxycodone	51
Buprenorphine	38
Fentanyl	30
Methadone	19
Hydrocodone	16
Barbiturates	15
Propoxyphene	12
K2 (SPICE)	9
Tramadol	7
Methadone Metabolite	6
PCP	6
Morphine	5
LSD	3
Speed	3
Crack	2
Creatinine	1
Heroin Metabolite	1
Methaqualone	1
pH	1
Prescription Abuse	1
<b>Total</b>	<b>5,153</b>

**Drug Courts  
Positive Tests During April 2024**

Offender Urine Tests Administered this Period: 7,833  
Number of Offenders Testing Positive: 313

Drug Tested	Count
Buprenorphine	512
Methamphetamines	310
THC/Marijuana	295
Amphetamines	288
Ethyl Glucuronide	94
Benzodiazepines	90
Methadone	71
Ecstasy	66
Heroin/Opiates	58
Cocaine	57
Oxycodone	53
Tramadol	48
Fentanyl	41
Barbiturates	28
Morphine	25
Propoxyphene	24
Creatinine	19
Alcohol	11
Methadone Metabolite	4
K2 (SPICE)	3
Hydrocodone	1
PCP	1
<b>Total</b>	<b>2,099</b>

**Specialty Courts  
Positive Tests During April 2024**

Offender Urine Tests Administered this Period: 188  
Number of Offenders Testing Positive: 14

Drug Tested	Count
THC/Marijuana	7
Methamphetamines	4
Amphetamines	3
Cocaine	2
Ethyl Glucuronide	1
Hydrocodone	1
Morphine	1
<b>Total</b>	<b>19</b>

INTENSIVE SUPERVISION PROGRAM

Arrests	2023						2024						Totals
	July	August	September	October	November	December	January	February	March	April	May	June	
<b>Active Supervision</b>													
Parole	2	11	12	8	7	6	1	8	12	7			74
Probation	1	7	8	5	1	2	2	6	10	8			50
<b>Absconders</b>													
Parole	3	5	7	9	4	3	2	11	10	12			66
Probation		4	4	4	5	3		5	4	4			33
Collateral	2	1	5	2	3	5	3	3	8	5			37
<b>Total Arrest</b>	<b>8</b>	<b>28</b>	<b>36</b>	<b>28</b>	<b>20</b>	<b>19</b>	<b>8</b>	<b>33</b>	<b>44</b>	<b>36</b>	<b>0</b>	<b>0</b>	<b>260</b>
<b>Charges</b>													
Firearm		7	2	2	1	2	1			1			16
Narcotics	2	5	9	5	2	5	3	5	16	10			62
Firearm/Narcotics	1	4	2	1	5	3	2	2	4	1			25
Warrant/Abscond	5	12	12	14	12	8	2	15	11	14			105
<b>Total Charges</b>	<b>8</b>	<b>28</b>	<b>25</b>	<b>22</b>	<b>20</b>	<b>18</b>	<b>8</b>	<b>22</b>	<b>31</b>	<b>26</b>	<b>0</b>	<b>0</b>	<b>208</b>
<b>Narcotics (Listed in Grams or LBS)</b>													
Marijuana /LBS	1.0	1.0	0.5	1.6	500.0	3.0	0.5	2.0	0.5				510.1
Meth / g	6.6	160.0	32.0	3.0	6.6	1.6	0.6	51.1	0.3	37.0			298.8
Cocaine / g								249.6	87.4				337.0
Crack Cocaine/g				4.0				41.6					45.6
Prescription Pills	4.0	44.0	25.0			80.0		25.0	10.0				188.0
Xanax Bars			25.0					105.0					130.0
Ecstasy/MDMA		43.0				644.0		179.8					866.8
Heroin / g				1.0				0.2					1.2
Fentanyl / oz	2	2	1				2	4	2	1			14.0
Fentanyl Pills		3,075				756		32					3,863.0
LSD Stamps													0.0
DMT													0.0
Mushrooms													0.0
<b>Weapons</b>													
Handguns	1	7	2	3	4	4	2	7	5	3			38
Rifles		3	1		3	3	1	1		7			19
Shotguns				1		1		1					3
Body Armor													0
Explosives													12
<b>Total Firearms</b>	<b>30</b>	<b>10</b>	<b>3</b>	<b>4</b>	<b>7</b>	<b>8</b>	<b>3</b>	<b>9</b>	<b>5</b>				<b>72</b>
<b>Currency</b>		<b>\$3,760</b>				<b>\$31,423</b>		<b>\$82,936</b>	<b>\$5,200</b>	<b>\$720</b>			<b>\$124,039</b>
<b>Property Recovered</b>													
<b>Vehicles/Items Recovered</b>			<b>1</b>		<b>1</b>			<b>1</b>	<b>1</b>	<b>1</b>			<b>5</b>