



# DIVISION OF COMMUNITY CORRECTION BOARD REPORT

March 2025

Jim Cheek  
Director



## COMMUNITY SUPERVISION AREA HIGHLIGHTS:

### AREA 1

02/21/2025 Area 1 had 3 CSOs graduate the academy. AM Parker attended.

### AREA 2

On February 24, Agents Cody Bruyette, Hunter Boles, and Zach Perry conducted a home visit on probationer Jessica Ellis, PID 416732, at her reported residence. While Ellis was present at the residence, the primary occupant stated that Ellis does not reside at the address. Ellis confirmed this statement and advised agents of her actual address. Agents directed Ellis to gather her belongings so that she may be transported to her residence so that a home visit could be conducted. Ellis complied with this direction but began to guzzle vodka from a bottle. Agents directed Ellis to cease this action, which is a violation of her probation, and pour the vodka out to which she complied. Agents then transported Ellis to her actual residence and conducted a compliance search of the residence which led to the discovery of multiple items of drug paraphernalia. During the search, Ellis continued to attempt to leave from where she was directed to remain by the agents. This eventually led to Ellis becoming agitated and argumentative at which point she was taken into custody and transported to Izard County Detention Center without further incident.

### AREA 3

On 2/26/25, AAM Lashun Peals, along with CSA Udana Darkins and CSA Maurice Golatt participated in the 2025 Career and Education Technical Showcase as a vendor to visit with students from multiple high schools in Forrest City and neighboring areas. DCC Staff discussed employment opportunities with ADC/DCC, as well as services provided to probationers/parolees.

### AREA 4

On February 22, 2025, the Poinsett County Drug Court had two (2) participants graduate the program. They are pictured with Judge Mooney in the courtroom. Congratulations to Richard Delaney and Lindsay Williams.

On February 23, 2025, Joe Barrett, Poinsett County Prosecutor donated a bicycle to the Poinsett County Drug Court for offenders to use for transportation

### AREA 5

Agent Rosalie Bowers was named Officer of the Year at this year's Gold Key Awards. She works out of the Fort Smith office in Area 5.

### AREA 6

On February 1, 2025, Russellville staff participated in the Pope County Polar Plunge held at Dardanelle State Park. All money raised was donated to the Arkansas Special Olympics Association. Our staff raised \$600 plus for the event and brought home the "Guardian of the Flame" trophy for the Area 17 special Olympics. Russellville also had the most Officers participate in the Plunge. Congratulations to all of you!

### AREA 7/8

On 2/26/25, Jennings was detained at the parole office for a home visit due to complaints of suspected illegal narcotic traffic at his residence. Jennings' vehicle was searched in the parking lot and then he was transported to 818 Shea in Little Rock (parole address). Offender Jennings house key was used to make entry. Agents made contact with Angela Sanders 5/29/81 in the residence and she was escorted outside while the residence was being cleared. Agents began searching the room identified by Sanders as the room her and Jennings' share. A blue bottle cap with white powdery substance was found on the floor. The cap was taken out to LRPD Narcs, and the substance was field tested positive for Fentanyl. Agents stopped the search, and a search warrant was requested by LRPD. All evidence and the scene were turned over to LRPD. Both Jennings and Sanders were transported by LRPD to the northwest substation for questioning.

### AREA 9

02/19-02/20/2025, CSA Timothy O'Malley and CSA Tiffany Parks conducted flight extradition to return LUNA, Sandra ADC#719828 from Stanislaus County (Modesto)

**AREA HIGHLIGHTS, continued:**

California to Arkansas custody.

02/20/2025 - Tonsorial Arts Barber College provided free haircuts and shaves to Texarkana Office offenders.

02/21/2025 - CSO Mitchell and CSO Keener extradited KELLY, Noctavian ADC#162858 from Bowie County, Texas custody to Hempstead County, Arkansas custody.

02/21/2025 - Area 9 Transport team (CSA Burris and CSA Scroggins) transported MUNCEY, Billy ADC#155606 from Cooke County Jail in Gainesville, Texas to Miller County Sheriff's custody.

02/21/2025 - Area 9 Transport team (CSA Burris and CSA Scroggins) extradited GONZALES, Daniel ADC#108238 from TDCJ Huntsville Unit in Huntsville, Texas to Miller County, Arkansas.

**AREA 10**

02/25/2025: CSA Blake Tolleson and CSA Richard Perry conducted a random car search of offender Hoskins (0304216) resulted in 240mls of homemade moonshine. A random home visit of offender Hoskins (0304216) resulted in approximately 13.5 grams of marijuana and 46 rounds of 9mm ammunition.

**AREA 11**

On 3-27-25 Offender Gregory Blackwood PID 0110740 reported to Agent Dustin Parker for his regularly scheduled office visit. Due to offender Blackwood being on maximum supervision Agent Parker placed offender Blackwood in restraints so he could be transported to his residence so the required monthly home visit could be completed and requested the assistance of Agent Brooke Williams. Agents Williams and Parker transported offender Blackwood to his listed residence of 8203 Dial Road Rison, Arkansas 71665 so a home visit/compliance check could be completed. While conducting the inspection Agent Parker observed a room with the door open and looked inside. Inside the bedroom, directly to the right of the bedroom entrance on top of a chest of drawers, Agent Parker observed in plain view a black .380 Bodyguard handgun and silver 9 MM Taurus handgun. Each were loaded with one round in the chambers and full magazines. At this point, Agent Williams stepped outside of the residence to call MECA (due to having no cellular signal inside the residence) to have Jefferson County Sheriff's Office dispatched to the residence. Upon returning inside, Offender Blackwood stated that the handguns belonged to his stepfather, Jeffery Cody, and they were supposed to be secured in the gun safe. At this time, Agent Williams asked the location of the safe in order to verify it was secured. Offender Blackwood stated the safe was in the closet of Mr. Cody's bedroom. Agent Williams went to verify the safe was closed/secured, and outside the closet door Agent Williams observed a 12 gauge Harrington shot gun propped up against the wall. Agent Williams verified the shotgun was safe and placed in back in the location found until JCSO deputies

arrived. Agent Williams proceeded into the closet and located the gun safe, and it was observed the door to the safe was open. Agent Williams peered into the safe observed several long-arm firearms located inside the safe, along with boxes of ammunition. Agent Williams left the safe and firearms as is until JCSO deputies arrived. It was later determined that located in the safe were a 243 Winchester, two .22 rifles, .410, and a muzzleloader. JCSO Deputy Barnes arrived on the scene. He collected evidence and took both Agent Parker's and Williams' statements. He conferred with JCSO Captain Yohance Brunson, and it was decided all firearms would be confiscated and Offender Blackwood would be transported to JCSO CID office for interview. Agents Parker and Williams transported Offender Blackwood to JCSO CID office, and Deputy Barner transported the firearms to JCSO CID office, and Offender Blackwood was interviewed by JCSO Sgt. Clayton Cantrell. Following his interview, Sgt. Cantrell explained to Agents that the case would be prepared and presented to the Jefferson County Prosecuting Attorney to determine whether charges will be filed, and he is releasing Offender Blackwood pending the decision of the Prosecutor. The firearms would be maintained as evidence pending the outcome. At this time Agents Parker and Williams transported him back to the Pine Bluff CSO. It is of note that during this transport, Offender Blackwood made the statement he had recently helped his step-father find the combination to the safe and helped him open it. Offender was sanctioned for 1st offense possession of prohibited weapons no charges filed and was placed on daily reporting until charges for possession of firearms by certain persons are filed at which time a violation report will be completed and sent to the parole board.

**ISP ARREST**

Officer	Number of Arrest
Audriana Passafiume	1
Autumn Hamrick	2
Brittney Cathey	6
Chad Hale	4
Richard Perry	2
Ryan Gordon	3
<b>Total Arrest</b>	<b>18</b>

### TREATMENT:

2,393 probationers and parolees were served in the general Substance Use Disorder Treatment programs. Another 1,550 participants were served in the Drug Court Treatment programs, bringing the total served to 3,943 for the month.

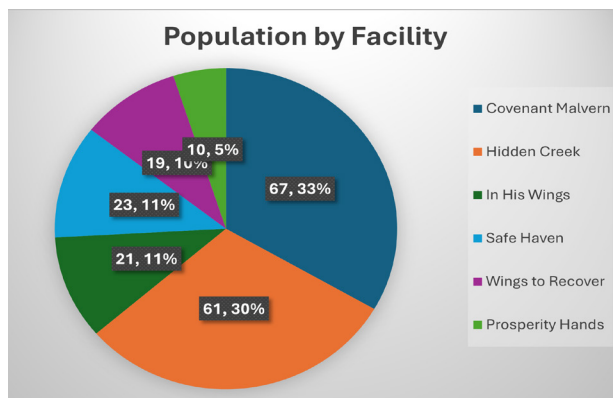
### REENTRY PROGRAM:

#### REENTRY FACILITIES:

As of February 28, ACC had six licensed Reentry Facilities with 201 total residents in Phases I-IV of the Reentry program. Since the program began, there have been 3,334 individuals who have successfully completed and graduated from the program. During the month, two (2) residents completed WAGE with two (2) additional enrolling. Fifteen (15) residents started CRC. A total of twenty (20) Reentry Facility residents received their driver's license, Fifteen (15) received an ID card, twenty-three (23) received their Social Security Cards and eleven (11) received birth certificates.

#### REENTRY OFFICERS:

In February, 136 Reentry residents was reported to be employed and 28 residents were reported to be ineligible for employment at this time. Reentry Officers reported six (6) education referrals, which resulted in enrollments. Reentry Officers conducted 195 reentry facility office visits, 110 Phase IV office visits, 19 Phase IV home visits and 27 pre-parole plan verifications. Reentry Officers made 35 community contacts within their assigned area during the month and conducted 21 office visits in their area. There was two (2) Good Grid classes conducted across the state with twelve (12) referrals, five (5) in attendance. One (1) job fairs were held with 10 referrals, 3 in attendance.



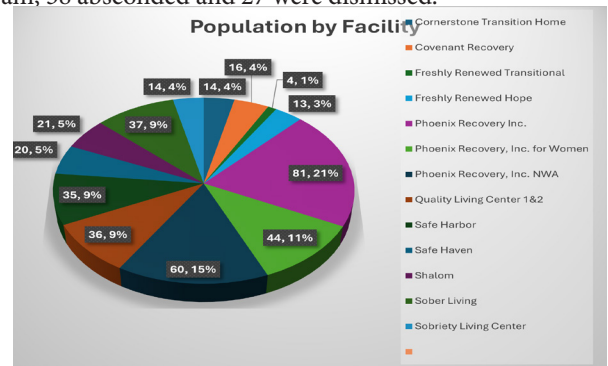
### TRANSITIONAL HOUSING:

There are 16 licensed vendor facilities with 553 beds (395 DOC funded) in the facilities. Within the transitional facilities, there are 212 residents who have obtained full-time employment. In February, 239 residents who previously received their GED or high school diploma.

During the month, there were 48 registered sex offenders living in transitional facilities.

A total of 33 residents received their driver's license, 75 received an ID card, 97 received their Social Security card and 16 received birth certificates. Through new community partnerships, one (1) were enrolled in GED.

A total of 39 residents graduated from the Transitional Housing program, 38 absconded and 27 were dismissed.



### SEX OFFENDER ASSESSMENT

#### Assessments Completed:

Risk Level	February	September 1999 through February 2025
Level 1	0	1,021
Level 2	0	7,894
Level 3	0	10,297
Level 4	0	493
Default 3	0	*
<b>Total</b>	<b>0</b>	<b>19,705</b>
*Default Level 3's are included in the total number of Level 3's to date.		

#### ACIC Numbers:

The total number of sex offenders registered from September 1999 through February 2025:

Compliant	8,605
Delinquent	1,912
Confined	4,038
Out-of-State	4,585
Address Unknown	119
Deported	204
Incapacitated	147
Out of USA	93
<b>Total</b>	<b>19,603</b>

Consistent with current Arkansas law, deceased offenders no longer remain on the registry.

## COMMUNITY SUPERVISION FEE COLLECTIONS AND WAIVERS - FEBRUARY 2025 – Page 1

	Feb-24	Mar-24	Apr-24	May-24	Jun-24	Jul-24	Aug-24	Sep-24	Oct-24	Nov-24	Dec-24	Jan-25	Feb-25
<b>Area 1 - Fayetteville</b>													
Fees Possible	163,030	164,010	166,530	165,200	164,220	163,170	164,500	168,840	168,875	168,280	169,190	168,000	170,380
Fees Collected	167,923	159,775	151,961	146,803	130,347	140,663	159,073	139,438	165,606	141,707	146,702	159,970	163,737
% Collected	103%	97%	91%	89%	79%	86%	97%	83%	98%	84%	87%	95%	96%
% Paying Offenders	56%	55%	53%	53%	47%	47%	52%	45%	52%	47%	48%	52%	51%
% Employed	88%	87%	87%	88%	88%	88%	87%	88%	84%	88%	88%	88%	87%
Fees Converted	6,809	6,540	6,755	6,705	6,796	4,444	7,167	5,379	6,592	4,791	5,918	8,979	6,438
% Converted	4%	4%	4%	4%	4%	3%	4%	3%	4%	3%	3%	5%	4%
Fees Waived	4,095	4,025	3,745	3,920	3,815	3,815	4,025	4,060	3,745	3,465	3,710	3,535	3,710
% Waived	3%	2%	2%	2%	2%	2%	2%	2%	2%	2%	2%	2%	2%
<b>Area 2 - Mountain Home</b>													
Fees Possible	96,530	96,390	97,405	96,845	96,390	95,760	95,165	95,200	96,005	95,305	94,395	92,365	93,205
Fees Collected	104,220	103,699	92,333	96,153	83,306	88,673	93,505	87,434	102,237	83,175	87,634	85,100	89,784
% Collected	108%	108%	95%	99%	86%	93%	98%	92%	106%	87%	93%	92%	96%
% Paying Offenders	63%	63%	60%	63%	57%	57%	59%	55%	61%	55%	56%	57%	57%
% Employed	84%	85%	86%	86%	85%	85%	85%	85%	77%	83%	83%	84%	83%
Fees Converted	1,491	2,167	1,007	1,645	2,121	2,904	1,097	1,515	2,602	1,876	2,129	1,884	2,871
% Converted	2%	2%	1%	2%	2%	3%	1%	2%	3%	2%	2%	2%	3%
Fees Waived	1,190	1,155	1,330	1,365	1,645	1,645	1,995	1,785	1,785	1,820	1,610	1,470	1,435
% Waived	1%	1%	1%	1%	2%	2%	2%	2%	2%	2%	2%	2%	2%
<b>Area 3 - Searcy</b>													
Fees Possible	117,775	117,495	115,430	117,810	118,545	117,460	115,745	116,760	117,600	118,895	120,470	121,205	119,350
Fees Collected	122,875	122,563	106,934	110,377	95,530	105,134	114,930	100,426	110,809	101,200	103,983	112,781	119,026
% Collected	104%	104%	93%	94%	81%	90%	99%	86%	94%	85%	86%	93%	100%
% Paying Offenders	58%	58%	56%	56%	48%	51%	55%	50%	54%	48%	48%	51%	52%
% Employed	78%	78%	79%	78%	78%	78%	78%	78%	79%	79%	77%	77%	77%
Fees Converted	3,303	3,704	2,558	4,746	2,294	4,231	4,073	2,019	5,079	3,985	5,778	4,817	5,766
% Converted	3%	3%	2%	4%	2%	4%	4%	2%	4%	3%	5%	4%	5%
Fees Waived	3,640	3,745	3,570	3,710	3,430	3,920	4,270	3,955	4,025	4,165	3,955	4,305	4,725
% Waived	3%	3%	3%	3%	3%	3%	4%	3%	3%	4%	3%	4%	4%
<b>Area 4 - Jonesboro</b>													
Fees Possible	112,070	112,490	111,335	111,965	111,300	109,690	109,340	108,710	109,585	111,160	110,495	109,760	108,675
Fees Collected	108,677	110,200	97,421	99,901	79,161	94,256	99,872	83,528	98,163	86,989	87,136	98,899	99,966
% Collected	97%	98%	88%	89%	71%	86%	91%	77%	90%	78%	79%	90%	92%
% Paying Offenders	54%	53%	52%	52%	43%	48%	51%	46%	52%	46%	46%	50%	49%
% Employed	78%	79%	78%	79%	79%	80%	80%	79%	75%	79%	78%	77%	78%
Fees Converted	5,401	5,404	4,103	4,681	4,557	6,418	10,568	5,823	4,043	4,915	6,815	8,097	6,036
% Converted	5%	5%	4%	4%	4%	6%	10%	5%	4%	4%	6%	7%	6%
Fees Waived	5,775	6,685	6,510	6,650	6,860	6,860	7,140	6,825	6,545	6,685	6,860	6,825	7,910
% Waived	5%	6%	6%	6%	6%	6%	7%	6%	6%	6%	6%	6%	7%
<b>Area 5 - Fort Smith</b>													
Fees Possible	104,300	104,580	104,405	104,860	105,000	102,690	101,815	100,870	100,345	100,485	101,115	99,365	98,525
Fees Collected	112,497	100,597	90,255	97,416	79,963	92,914	98,011	82,693	101,303	81,076	84,391	88,874	100,324
% Collected	108%	96%	86%	93%	76%	90%	96%	82%	101%	81%	83%	89%	102%
% Paying Offenders	58%	55%	52%	54%	47%	51%	55%	48%	57%	47%	48%	50%	54%
% Employed	81%	81%	82%	81%	82%	83%	83%	83%	78%	82%	81%	80%	81%
Fees Converted	5,660	5,020	5,011	4,989	4,757	4,813	5,286	4,840	6,550	4,287	7,396	4,995	6,697
% Converted	5%	5%	5%	5%	5%	5%	5%	5%	7%	4%	7%	5%	7%
Fees Waived	3,115	3,150	2,975	3,465	3,850	3,745	4,410	4,025	3,885	4,200	4,585	4,200	4,410
% Waived	3%	3%	3%	3%	4%	4%	4%	4%	4%	4%	5%	4%	4%
<b>Area 6 - Conway</b>													
Fees Possible	91,420	92,820	94,290	94,045	93,520	93,625	94,710	95,270	94,815	96,110	97,230	96,530	97,160
Fees Collected	93,353	89,189	88,215	96,181	72,975	89,062	85,981	73,589	100,422	81,770	90,063	89,345	96,599
% Collected	102%	96%	94%	102%	78%	95%	91%	77%	106%	85%	93%	93%	99%
% Paying Offenders	58%	56%	55%	59%	49%	54%	54%	47%	59%	50%	52%	52%	53%
% Employed	79%	79%	79%	79%	80%	80%	78%	79%	77%	79%	77%	77%	77%
Fees Converted	2,929	1,207	2,763	3,358	2,185	2,373	2,188	2,143	2,805	1,732	2,437	2,863	2,317
% Converted	3%	1%	3%	4%	2%	3%	2%	2%	3%	2%	3%	3%	2%
Fees Waived	2,730	2,765	2,730	3,010	2,905	2,800	2,905	2,940	3,290	3,465	3,395	3,395	3,640
% Waived	3%	3%	3%	3%	3%	3%	3%	3%	3%	4%	3%	4%	4%
<b>Area 7 - LR Probation</b>													
Fees Possible	136,395	134,715	134,400	134,085	132,335	134,190	131,005	132,370	135,835	138,670	136,955	139,790	138,810
Fees Collected	102,164	110,705	108,394	108,217	91,978	106,752	106,806	107,748	115,611	101,151	105,749	101,445	109,271
% Collected	75%	82%	80%	81%	69%	80%	81%	81%	85%	73%	77%	72%	78%
% Paying Offenders	40%	43%	42%	43%	39%	42%	43%	43%	44%	38%	40%	37%	38%
% Employed	80%	79%	82%	82%	81%	81%	81%	81%	80%	80%	80%	79%	79%
Fees Converted	1,155	946	1,040	132	671	682	935	1,001	1,254	1,199	574	3,171	2,412
% Converted	1%	1%	1%	0%	1%	1%	1%	1%	1%	1%	0%	2%	2%
Fees Waived	4,935	5,040	5,320	5,635	5,775	5,880	5,915	5,635	5,845	6,370	7,210	7,245	7,595
% Waived	4%	4%	4%	4%	4%	4%	5%	4%	4%	5%	5%	5%	5%



## COMMUNITY SUPERVISION FEE COLLECTIONS AND WAIVERS - FEBRUARY 2025 – Page 2

	Feb-24	Mar-24	Apr-24	May-24	Jun-24	Jul-24	Aug-24	Sep-24	Oct-24	Nov-24	Dec-24	Jan-25	Feb-25
<b>Area 8 - LR Parole</b>													
Fees Possible	74,935	74,480	75,775	75,565	76,580	76,405	76,580	77,035	78,575	79,065	79,415	79,030	78,925
Fees Collected	62,224	64,921	62,342	65,781	52,365	62,018	64,128	59,261	66,110	62,143	63,405	58,720	66,455
% Collected	83%	87%	82%	87%	68%	81%	84%	77%	84%	79%	80%	74%	84%
% Paying Offenders	48%	50%	48%	50%	40%	44%	45%	44%	46%	43%	42%	40%	43%
% Employed	80%	81%	80%	80%	80%	80%	80%	80%	79%	78%	77%	77%	76%
Fees Converted	5,792	4,928	2,489	4,150	4,350	4,868	4,593	4,895	3,988	4,046	4,621	5,318	5,811
% Converted	8%	7%	3%	5%	6%	6%	6%	6%	5%	5%	6%	7%	7%
Fees Waived	3,605	3,780	3,605	3,535	3,640	3,920	4,655	4,445	4,130	4,235	4,130	3,885	4,410
% Waived	5%	5%	5%	5%	5%	5%	6%	6%	5%	5%	5%	5%	6%
<b>Area 9 - Texarkana</b>													
Fees Possible	99,120	99,890	99,505	101,395	101,115	101,885	102,130	103,390	102,305	103,250	103,775	103,110	104,335
Fees Collected	92,282	99,464	83,163	92,306	69,076	84,547	90,260	85,379	98,690	83,115	87,448	90,348	96,101
% Collected	93%	100%	84%	91%	68%	83%	88%	83%	96%	80%	84%	88%	92%
% Paying Offenders	51%	52%	49%	52%	42%	46%	47%	46%	52%	44%	46%	47%	47%
% Employed	77%	77%	79%	79%	79%	78%	78%	77%	83%	78%	77%	76%	76%
Fees Converted	4,153	2,670	3,606	3,556	4,707	5,420	8,634	5,510	8,249	3,315	4,329	5,951	4,166
% Converted	4%	3%	4%	4%	5%	5%	8%	5%	8%	3%	4%	6%	4%
Fees Waived	3,535	3,465	3,465	3,325	3,220	3,185	3,360	3,115	3,220	3,290	3,185	2,870	2,800
% Waived	4%	3%	3%	3%	3%	3%	3%	3%	3%	3%	3%	3%	3%
<b>Area 10 - Hot Springs</b>													
Fees Possible	119,665	120,505	120,925	122,010	121,625	119,875	119,490	118,755	119,420	118,930	120,610	119,385	118,440
Fees Collected	119,202	120,269	106,228	107,718	91,971	105,822	108,362	97,939	116,104	93,100	105,525	112,647	111,675
% Collected	100%	100%	88%	88%	76%	88%	91%	82%	97%	78%	87%	94%	94%
% Paying Offenders	57%	56%	54%	54%	47%	51%	53%	49%	55%	47%	50%	51%	49%
% Employed	80%	81%	81%	80%	80%	80%	80%	80%	88%	80%	79%	78%	79%
Fees Converted	5,690	3,479	4,417	3,306	3,418	3,157	4,964	3,911	5,211	5,535	6,160	5,816	5,126
% Converted	5%	3%	4%	3%	3%	3%	4%	3%	4%	5%	5%	5%	4%
Fees Waived	7,770	7,630	7,770	7,910	8,435	8,575	8,015	7,560	7,875	7,665	7,455	7,350	7,385
% Waived	6%	6%	6%	6%	7%	7%	7%	6%	7%	6%	6%	6%	6%
<b>Area 11 - Pine Bluff</b>													
Fees Possible	102,795	103,600	102,445	102,900	101,080	99,330	99,470	100,345	100,555	100,380	101,325	102,060	104,370
Fees Collected	103,071	100,271	95,566	97,114	75,643	99,058	91,909	84,848	100,914	83,962	92,189	92,882	103,400
% Collected	100%	97%	93%	94%	75%	100%	92%	85%	100%	84%	91%	91%	99%
% Paying Offenders	61%	59%	59%	61%	50%	60%	58%	53%	60%	52%	53%	52%	55%
% Employed	75%	76%	76%	76%	76%	75%	76%	75%	79%	74%	76%	74%	74%
Fees Converted	4,854	3,922	4,666	4,282	5,512	6,743	3,985	5,887	6,271	4,131	6,526	6,138	6,868
% Converted	5%	4%	5%	4%	5%	7%	4%	6%	6%	4%	6%	6%	7%
Fees Waived	3,710	3,605	3,395	3,395	3,430	3,395	3,500	3,430	3,360	3,325	3,080	3,185	3,990
% Waived	4%	3%	3%	3%	3%	3%	4%	3%	3%	3%	3%	3%	4%
<b>Grand Total</b>													
Fees Possible	1,218,035	1,220,975	1,222,445	1,226,680	1,221,710	1,214,080	1,209,950	1,217,545	1,223,915	1,230,530	1,234,975	1,230,600	1,232,175
Fees Collected	1,188,489	1,181,653	1,082,812	1,117,967	922,316	1,068,898	1,112,836	1,002,283	1,175,971	999,387	1,054,226	1,091,011	1,156,337
% Collected	98%	97%	89%	91%	75%	88%	92%	82%	96%	81%	85%	89%	94%
% Paying Offenders	55%	54%	52%	54%	46%	50%	52%	48%	53%	47%	48%	49%	50%
% Employed	80%	81%	81%	81%	81%	81%	81%	81%	80%	80%	80%	79%	79%
Fees Converted	47,234	39,986	38,412	41,547	41,369	46,052	53,488	42,923	52,643	39,810	52,680	58,028	54,507
% Converted	4%	3%	3%	3%	3%	4%	4%	4%	4%	3%	4%	5%	4%
Fees Waived	44,100	45,045	44,415	45,920	47,005	47,740	50,190	47,775	47,705	48,685	49,175	48,265	52,010
% Waived	4%	4%	4%	4%	4%	4%	4%	4%	4%	4%	4%	4%	4%

- Fees Possible:** The amount of supervision fees that can be collected per active/electronic monitoring supervision status of offenders for that month only. Does not include annual, pre-trial, and SIS.
- Fees Collected:** Actual amount of money collected that can be deposited in Special Revenue fund. Please keep in mind the amount collected could include an offender that pays three months in advance.
- Fees Converted:** Amount not included in Fees Collected. Represents the amount of money lost by conversions. If this money were collected instead of converted, it would be added to Fees Collected.
- Fees Waived:** Amount not included in Fees Collected. Represents the amount of money lost by waivers. If this money were collected instead of waived, it would be added to Fees Collected.

## COMMUNITY SUPERVISION POPULATION

**Active:**

Includes current status of Active, Abscond and Electronic Monitoring

**Inactive:**Includes current status of Non Reporting, Unsupervised, SIS  
(Suspended Imposition of Sentence), Incarcerated and Out to Other State

### Statewide Totals by Current Supervision Status (Active and Inactive) as of February 28, 2025

Area #	Area	Active	Inactive	TOTAL
Area 1	Fayetteville	7,210	3,589	10,799
Area 2	Mountain Home	3,257	929	4,186
Area 3	Searcy	4,587	1,618	6,205
Area 4	Jonesboro	4,447	2,661	7,108
Area 5	Fort Smith	3,828	4,526	8,354
Area 6	Conway	3,459	1,228	4,687
Area 7	Little Rock-Probation	5,011	1,286	6,297
Area 8	Little Rock-Parole	3,675	637	4,312
Area 9	Texarkana	4,061	1,612	5,673
Area 10	Hot Springs	5,186	1,125	6,311
Area 11	Pine Bluff	4,541	982	5,523
ISC	C.O. Interstate Compact	23	1,859	1,882
Statewide Totals by Status		49,285	22,052	71,337

## COMMUNITY SUPERVISION POPULATION

Statewide Totals by Current Supervision Status as of February 28, 2025

Area	Active			Inactive					OVERALL TOTALS PER AREA
	Active (Direct Supv)	Electronic Monitoring (Direct)	Absconded	Incarcerated	Non- Reporting	Out to Other State	Unsupervised	Suspnd Imposition of Snt (SIS)	
C.O. Interstate Compact	10		13	4	68	1,787			1,882
Conway	2,900	9	550	206	181	115	49	677	4,687
Fayetteville	5,378	51	1,781	509	567	816	405	1,292	10,799
Fort Smith	3,130	20	678	149	329	123	164	3,761	8,354
Hot Springs	3,888	23	1,275	267	197	106	181	374	6,311
Jonesboro	3,373	16	1,058	271	321	206	142	1,721	7,108
Little Rock-Parole	2,602	52	1,021	116	227		142	152	4,312
Little Rock-Probation	4,098	5	908	262	402	93	23	506	6,297
Mountain Home	2,809	14	434	175	171	186	60	337	4,186
Pine Bluff	3,301	22	1,218	234	155	72	141	380	5,523
Searcy	3,662	5	920	254	213	250	252	649	6,205
Texarkana	3,107	25	929	309	279	328	87	609	5,673
Statewide Totals by Current Supervision Status	38,258	242	10,785	2,756	3,110	4,082	1,646	10,458	71,337

Offender Count Active excluding Absconders

38,500

## Explanation for "Current Supervision Status"

**Active Supervision:**

Offender is currently on Active/Direct Supervision Status.

**Electronic Monitoring:**

Offender is currently on an Electronic Monitor.

**Incarcerated:**

Offender is currently incarcerated including the following:

- Parole Holds (in state and out-of-state)
- ACT 570 Holds
- County Jail (including possible new charges—felony or misdemeanors—or serving commitments for traffic fines, court commitments, etc).

**Non Reporting:**

Drug Court offender currently in a Community Correction Center for sanction or court commitment, on detainer (federal or ICE hold), out-of-state, in CCC Residential Treatment, nursing home, hospital, or Arkansas State Hospital.

Out-To-Other-State:

Offender supervised out of Arkansas through Interstate Compact.

**Unsupervised:**

Parolee whose earned Good Time has met the requirements for unsupervised parole, probationers who received Unsupervised Sentence (e.g., five-year probation sentence specified as 3 years supervised and an additional 2 years unsupervised probation; or an unsupervised probation sentence which is common for misdemeanor offenses (e.g., 1 year unsupervised probation term).

**Suspended Imposition of Sentence (SIS):**

Offender received a suspended term of supervision.

## COMMUNITY SUPERVISION RISK LEVELS

Statewide Risk Levels by Caseload Types as of February 28, 2025

CURRENT RISK LEVELS	Parole	Probation	Drug Court	Hope Court	Mental Health Court	Veterans Court	Swift Courts	Pre Adjudicated	Pre Trial/ Drug Court	Pre Trial/ Pre-Adjudicated	Pre Trial/ Regular	Pre Trial/ Veterans Court	Suspended	Ext Sex Offender Supv	Totals
Maximum	2,176	1,472	131	5		5			1				316	1	4,107
Medium	8,541	11,634	999	45	18	45	1	2	4	18	15	1	1,602	4	22,929
Minimum	6,723	18,301	528	8	9	30	4	4	9	52	8	1	1,655		27,332
Annual Reporting	2,367	1,392											198		3,957
Unassigned	2,975	3,057	47	1	1	3			12	2	11	1	6,902		13,012
Sum:	22,782	35,856	1,705	59	28	83	5	6	26	72	34	3	10,673	5	71,337

## CURRENT RISK LEVELS ASSIGNED EXPLANATION:

- Maximum- last risk level score as "High"
- Medium- last risk level score as "Medium"
- Minimum- last risk level score as "Low"
- Annual- identifies offenders that are supervised Annual Reporting
- Unassigned- no ARORA has been completed or offender is currently supervised as "Unsupervised" where the risk level was changed to unassigned

Statewide Risk Levels by Caseload Supervision Status as of February 28, 2025

RISK LEVELS BY CURRENT SUPERVISION STATUS	Maximum	Medium	Minimum	Annual Reporting	Unassigned	Sum:
Active (Direct Supv)	1,791	13,266	19,527	3,211	463	38,258
Electronic Monitoring (Direct)	63	159	15	3	2	242
Absconded	1,181	4,685	2,865	69	1,985	10,785
Incarcerated	307	1,161	570	10	708	2,756
Non-Reporting	303	1,062	650	17	1,078	3,110
Out to Other State	134	859	1,602	34	1,453	4,082
Unsupervised	21	168	471	416	570	1,646
Suspnd Imposition of Snt (SIS)	307	1,569	1,632	197	6,753	10,458
Sum:	4,107	22,929	27,332	3,957	13,012	71,337

## COMMUNITY SUPERVISION GAINS AND LOSSES - FEBRUARY 2025

Supervision Events		Parole	Probation	Pre-Trial	Suspended	Sum:
Total Gains	Intakes	591	838	22	158	1,609
	Sanction Release from SSP	99	3			102
	Total Gains					1,711
Total Losses	Revocations/or New ADC or CCC Sentence	271	226	1	38	536
	Sanction Incarceration SSP	84	7			91
	Terminations	164	435	10	91	700
	Total Losses					1,327

## SRT TASK FORCE REPORT - FEBRUARY 2025

ARRESTS:	
Absconders	60
Active Supervision	8
Collateral Arrests	161
SRT Total:	52
Task Force Total:	277

SRT Plus Task Force Total:	329
Felony Charges	258
Misdemeanor Charges	62
Traffic Charges	32
Narcotics Arrests	20

CONFISCATIONS:	
Marijuana	1,858.7 Grams
Meth	1,156.35 Grams
Herion	0 Grams
Fentanyl	0 Grams
Fentanyl	0 Pills
Cocaine	54.9 Grams
MDMA	0 Grams
Prescription Pills	47.5 Pills
Mushrooms	0 Grams
Handguns	22
Rifles	6
Recovered Motorcycles	0
Drug Paraphernalia	12 items
Currency Seized	\$4,744.00

**COMMUNITY SUPERVISION - COMMUNITY SERVICE - FEBRUARY 2025**

AREAS	CITIES WITHIN AREA	NUMBER OF PARTICIPANTS	COMMUNITY SERVICE	LITTER CREW	COUNTY WORKS	MONTHLY TOTAL
1	Bentonville, Fayetteville, Huntsville	71	635.50	0.00	0.00	635.50
2	Harrison, Mountain Home, Salem, Mountain View, Berryville	78	1,463.75	0.00	0.00	1,463.75
3	Searcy, Newport, Walnut Ridge, Ash Flat, Heber Springs, Batesville, Pocahontas, Lonoke	96	1,474.84	0.00	0.00	1,474.84
4	Jonesboro, Paragould, Osceola	65	490.75	0.00	0.00	490.75
5	Fort Smith, Booneville, Clarksville, Ozark, Mena	86	670.50	0.00	0.00	670.50
6	Conway, Russellville, Morrilton, Danville	36	237.66	0.00	0.00	237.66
7	Little Rock	16	387.25	0.00	0.00	387.25
8	Little Rock, North Little Rock	46	497.25	0.00	0.00	497.25
9	Texarkana, Ashdown, Hope, Lewisville, Nashville, Magnolia	52	403.90	0.00	0.00	403.90
10	Malvern, Benton, Sheridan, Arkadelphia, Hot Springs, Benton, Camden, Fordyce	73	1,171.25	0.00	0.00	1,171.25
11	Pine Bluff, Stuttgart, Monticello, El Dorado, Crossett	58	526.50	0.00	0.00	526.50
TOTAL		677	7,959.15	0.00	0.00	7,959.15

**COMMUNITY SUPERVISION - STATEWIDE SEARCH AND SEIZURE - FEBRUARY 2025**

[illegible]

## COMMUNITY SUPERVISION REVOCATIONS

## Revocation Events By Supervision Types and Area February 2025

Area	Supervision Type	Revoked (Sent to ADC)	Revoked (Sent to CCC)	Revoked (Other)	New ADC/ CCC Sentence
Area 2-Mountain Home	Parole	13			
Area 4-Jonesboro		17			3
Area 8-Little Rock		37			2
Area 11-Pine Bluff		30			7
Area 12-Texarkana		7			6
Area 6-Conway		24	1		5
Area 3-Searcy		26		2	4
Area 1-Fayetteville		17		1	4
Area 5-Fort Smith		24		2	9
Area 10-Hot Springs		25			5
Total by Supervision Type	Parole	220	1	5	45
Area 2-Mountain Home	Probation	8	3	3	1
Area 4-Jonesboro		3	4	6	8
Area 11-Pine Bluff		7	3	8	1
Area 7-Little Rock		4	1	14	3
Area 12-Texarkana		10	1	1	
Area 6-Conway		10	3	1	6
Area 3-Searcy		7	4	6	3
Area 1-Fayetteville		14	4	24	4
Area 5-Fort Smith		7		2	5
Area 10-Hot Springs				32	5
Total by Supervision Type	Probation	70	23	97	36
Area 11-Pine Bluff	Pre-Trial			1	
Total by Supervision Type	Pre-Trial			1	
Area 2-Mountain Home	Suspended	1	1		
Area 4-Jonesboro					8
Area 11-Pine Bluff		1			
Area 12-Texarkana		3			
Area 6-Conway					2
Area 3-Searcy			1	1	
Area 1-Fayetteville					3
Area 5-Fort Smith				1	15
Area 10-Hot Springs					1
Total by Supervision Type	Suspended	5	2	2	29
TOTAL BY SUPERVISION EVENT		295	26	105	110

## REVOCATION HEARINGS

### Parole Revocation Hearings and Outcomes February 2025

Hearing Outcome	Laws and Technical	Laws Only	Technical Only	Total By Hearing Outcome
<b>Administrative Revocation</b>		70		<b>70</b>
<b>Deferred</b>	2	2		<b>4</b>
<b>Reinstate</b>	7	3	1	<b>11</b>
<b>Revoked</b>	24	2		<b>26</b>
<b>Waived</b>	159	18	6	<b>183</b>
<b>Total By Violation Type</b>	<b>192</b>	<b>95</b>	<b>7</b>	<b>294</b>

Note: Excludes SSP Sanction Hearings

ACT 1029 HEARINGS HELD	Total
Deferred	1
Revoked	16
Waived	15
<b>Total # ACT 1029 Hearings</b>	<b>32</b>

Note: Included in totals for Hearing Outcomes

## SUPERVISION SANCTIONS

### Supervision Sanction Hearings and Waivers

02/01/2025-02/28/2025

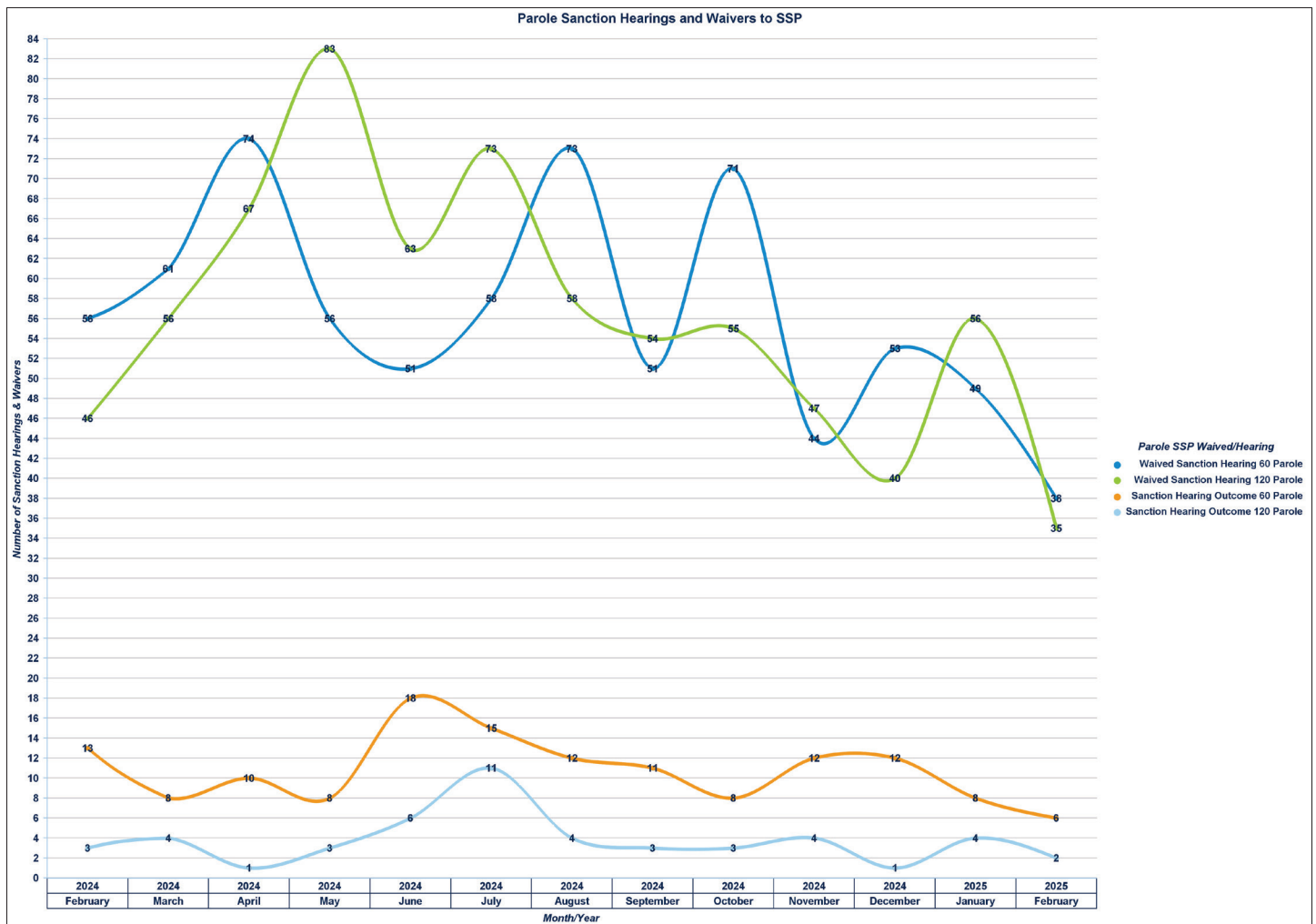
Sanction Hearing Outcome	Sanction Hearing Type	Parole	Probation	Sum:
Sanction Hearing Outcome 60 Parole	Sanction Hearing	141		<b>141</b>
Sanction Hearing Outcome 90 Probation			1	<b>1</b>
Sanction Hearing Outcome 120 Parole		49		<b>49</b>
Sanction Hearing Outcome 180 Probation			2	<b>2</b>
<b>Totals:</b>	<b>Sanction Hearing</b>	<b>190</b>	<b>3</b>	<b>193</b>

Waived Sanction Hearing 60 Parole	Waived Sanction Hearing	735		<b>735</b>
Waived Sanction Hearing 90 Probation			86	<b>86</b>
Waived Sanction Hearing 120 Parole		733		<b>733</b>
Waived Sanction Hearing 180 Probation			14	<b>14</b>
<b>Totals:</b>	<b>Waived Sanction Hearing</b>	<b>1,468</b>	<b>100</b>	<b>1,568</b>

	<b>Overall Totals:</b>	<b>1,658</b>	<b>103</b>	<b>1,761</b>
--	------------------------	--------------	------------	--------------

**Note:** SSP lengths for parolees only were changed in March 2021.

## PAROLE SANCTION HEARINGS AND WAIVERS TO SSP



## COMMUNITY SUPERVISION DRUG TESTING

### Regular Probation and Parole Positive Tests During February 2025

Offender Urine Tests Administered this Period: 7,138  
Number of Offenders Testing Positive: 2,266

Drug Tested	Count
THC/Marijuana	1,418
Methamphetamines	1,213
Amphetamines	779
Cocaine	119
Benzodiazepines	108
Ethyl Glucuronide/Alcohol	96
Opiates	54
Ecstasy (MDMA)	48
Oxycodone	41
Buprenorphine (Suboxone)	28
Methadone	26
Fentanyl	18
Barbiturates	17
Propoxyphene	14
Hydrocodone	11
Kratom	7
Heroin	6
Morphine/Opiates	6
K2 (SPICE)	5
Morphine	5
Prescription Abuse	5
Tramadol	5
Inhalants	4
LSD	4
PCP	4
pH	4
Cotinine (Nicotine)	3
Creatinine	3
Other Hallucinogens	3
Total	4,054

### Drug Courts Positive Tests During February 2025

Offender Urine Tests Administered this Period: 6,322  
Number of Offenders Testing Positive: 238

Drug Tested	Count
Buprenorphine (Suboxone)	409
THC/Marijuana	234
Methamphetamines	149
Amphetamines	133
Benzodiazepines	92
Ethyl Glucuronide/Alcohol	46
Ecstasy (MDMA)	36
Oxycodone	31
Methadone	28
Tramadol	20
Cocaine	18
Fentanyl	18
Morphine/Opiates	15
Barbiturates	10
Opiates	10
Propoxyphene	10
Heroin	7
K2 (SPICE)	7
Creatinine	5
PCP	5
Kratom	1
Morphine	1
Total	1,285

### Specialty Courts Positive Tests During February 2025

Offender Urine Tests Administered this Period: 269  
Number of Offenders Testing Positive: 16

Drug Tested	Count
THC/Marijuana	8
Amphetamines	5
Methamphetamines	5
Fentanyl	3
Benzodiazepines	2
Buprenorphine (Suboxone)	2
Cocaine	2
Ethyl Glucuronide/Alcohol	2
Oxycodone	2
Barbiturates	1
Ecstasy (MDMA)	1
K2 (SPICE)	1
Kratom	1
Methadone	1
Morphine/Opiates	1
PCP	1
Tramadol	1
Total	39

## INTENSIVE SUPERVISION PROGRAM

**INTENSIVE TEAM TOTALS 24-25**

[illegible]