



DIVISION OF COMMUNITY CORRECTION BOARD REPORT

June 2025

Jim Cheek
Director



COMMUNITY SUPERVISION AREA HIGHLIGHTS:

AREA 1

CSA Foreman, DEA TFO, assisted in significant Drug Bust. 453 grams of meth was recovered. DEA personnel developed information that John Bass (Active Probationer-PID #: 0097303) was involved in the sale and distribution of Methamphetamines in the Northwest Arkansas area. During the investigation, it was confirmed that Bass would be receiving a pound of Methamphetamines in the mail being delivered to his listed address (16688 Carefree Lane, Lowell, Arkansas 72745) by the United States Postal Service on May 9, 2025. Plans were developed to conduct surveillance around the address and await the package to arrive. Once the package arrived, and Bass took possession of the package, law enforcement would converge on the property and take Bass into custody/intercept the package. DEA was in communication with USPS and notification would be sent once the package had arrived. At approximately 1400 Hours, surveillance vehicles took positions around the perimeter of the property. At approximately 1500 Hours, members observed the USPS vehicle heading towards the target address and confirmation was received the package was about to be delivered. Once the package was delivered to the mailbox, Bass was observed to exit the residence and pick up the package. We simultaneously converged on the property and took Bass into custody without incident. Package was seized for a search warrant and a compliance check search of the property was completed. Bass was later released pending further investigation. On May 12, 2025, a search warrant approved and executed on the package and yielded 453 Grams of Methamphetamines.

AREA 2

On May 22, a multiagency coordination was conducted by Arkansas Division of Community Correction, Marion County Sheriff's Department, Arkansas State Police, and 14th Judicial Drug Task Force to execute a search warrant at 105 S Pauline Street Summit, Arkansas 72677. When officers arrived at the residence, Community Supervision Agent David Beaty and Deputy Castle approached the rear of the home while the remaining officers approached the front. Agent Beaty observed two males flee the back door of the home who were apprehended with the assistance of Officer Castle's K9. The males were identified as Torie Ply, with an active Abscond Warrant issued by the Arkansas Post-Prison Transfer Board, and James Paxton who had multiple outstanding warrants. As officers approached the front of the home, three females were

observed with Torie Ply's father. Lakayn Rogers was arrested for possessing fentanyl pills and April Byrd was arrested for outstanding warrants. A search of the home resulted in the discovery of Methamphetamine, Fentanyl, Marijuana and numerous items of drug paraphernalia. Charges are pending for Tori Ply, who was taken into custody by Marion County Sheriff's Department.

AREA 3

On May 8, 2025, AAM Lashun Peals, CSA Catherine Burns and CSA Synitrious Rose attended the CTE Fest at Lee High School for a Career Fair. CSA Jeremy Winston of Area 11 also assisted. DCC Staff spoke to several young men who visited their booth regarding employment opportunities with the Department.

AREA 4

On 5/28/25, the Crittenden County Drug Court had two graduate from the program. Please see the attached pictures from the Graduation. Both David Purcell and Bryan Beshears graduated the Drug Court program and were awarded a \$50 gift card as well as a certificate from The Honorable Judge Mooney. We celebrated with the rest of the Drug Court participants, their families and friends!

AREA 5

Community service workers recently set up an outdoor space for the Children's Advocacy Center. One of our workers then volunteered to build a locking gate so that the children could have complete access with safety and privacy.

AREA 6

On 05/30/2025, Area Manager Dana Alberson retired from Arkansas Community Correction after 31 years of service.

AREA 7/8

On May 22, a multi agency coordination was conducted by Arkansas Division of Community Correction, Marion County Sheriff's Department, Arkansas State Police, and 14th Judicial Drug Task Force to execute a search warrant at 105 S Pauline Street Summit, Arkansas 72677. When officers arrived at

AREA HIGHLIGHTS, continued:

the residence, Community Supervision Agent David Beaty and Deputy Castle approached the rear of the home while the remaining officers approached the front. Agent Beaty observed two males flee the back door of the home who were apprehended with the assistance of Officer Castle's K9. The males were identified as Torie Ply, with an active Abscond Warrant issued by the Arkansas Post-Prison Transfer Board, and James Paxton who had multiple outstanding warrants. As officers approached the front of the home, three females were observed with Torie Ply's father. Lakayn Rogers was arrested for possessing fentanyl pills and April Byrd was arrested for outstanding warrants. A search of the home resulted in the discovery of Methamphetamine, Fentanyl, Marijuana and numerous items of drug paraphernalia. Charges are pending for Tori Ply, who was taken into custody by Marion County Sheriff's Department.

AREA 9

05/02/2025 - Agent Parks and Scoggins extradited Wanda Campbell ADC#405531 extradited from Bowie County, Texas to Area 9 Texarkana to be picked up by Area 10.

05/07/2025 - Flight Extradition - Agents Scoggins and O'Malley extradited Jeremy Box ADC#134200 from Clark County DOC in Las Vegas, Nevada to Miller County jail to be held overnight for Area 11.

AREA 10

5/21/2025: A home visit was conducted at Steven Byrd's listed address by CSA Tiffani Childers and CSA Jennifer Starkey. Agents conducted a search of the residence and located a plate with marijuana and a grinder in the bathroom. They also located a black box on the side table in the living room. It contained a scale and a silver cap that contained suspected meth residue. They also located a painted, dark green jar that contained a crystal-like rock that was suspected to meth. CSA Childers contacted the HSCSO and officer Morrow reported to the residence. He took the drugs as evidence and released Byrd pending charges.

AREA 11

At approximately 3:00pm on 5/16/2025 me, Agent Parker, and Agent Graydon conducted a home visit at 3705 S. Olive St, due to the offender had stolen a Toyota Avalon from his boss Austin at American Tire (pictures was taken scanned into EOMIS), Upon arriving I (Officer Williams) knocked at the door, and notice the lock to the front door was missing, after another knock at the door, the offender yelled who is it. I stated Officer Williams from Probation and Parole, the offender opens the front door and appeared to be high, I (Officer Williams) asked Damont is there anyone else in the home, and he stated NO. I advised him to turn around to be place in handcuffs, so we can search his resident. The offender was very combative, and I ask him was he high and was there any drugs or weapons in the home, and he proceeded to lie @ first until we found 3.04 grams of Methamphetamine and a pipe in his room (pictures scanned into EOMIS). Agent Parker had called for assistance from PBPd due to the fact we had found the drug in his home @ approximately 3:30pm Detective J. Johnson showed up and stated what do we need. We explain to him the situation and he stated his Captain (Howard) had only told him to come and

assist not to arrest or charge the offender. He then called Cpt. Howard again to tell him what we had told him, and he said again he only told him to assist and not to arrest or charge him, he went on to say his Cpt. said we need to do the charging since it's our parolee. Agent Parker and I advised Dectitive Johnson when did they start doing that b/c when we used to find drugs, and guns we will call you guys so y'all can come out and charge them or give them a citation. I then proceeded to ask the offender where the car was, he had taken again he became very combative stating that's his car. I ask him where the title and the bill of sells saying this your car. He couldn't give me the proof only could show me he paid \$500 down on the car, and Austin proceeded to show he have given his money back to him when he got fired early in the week. The car was found hidden in his garage (pictures scanned into EOMIS) and given back to the owner Austin. We let the offender go and we left without incident. Offender Damont Williams was given instruction to report to the office on Monday 5/19/2025 @ 9am. Dectitive J. Johnson stated to me that the report will be ready, and he will email it to me on Monday 5/19/2025.

Substance Use Disorder Treatment programs. Another 1,446 participants were served in the Drug Court Treatment programs, bringing the total served to 3,757 for the month.

AREA HIGHLIGHTS, continued:**ISP ARREST**

Officer	Number of Arrest
Brittney Cathey	2
Chad Hale	2
Richard Perry	1
Ryan Gordon	14
Total Arrest	19

PROMOTIONS**Area 10**

- Community Supervision Officer 1 - Deshona Collins

NEW HIRES**Area 1**

- Advisor - Heather Corporon
- Advisor - Neal Garrett

Area 6

- Advisor - Katelyn Secrest
- Career Planning Placement Specialist - Chris Jones

Area 7

- Community Supervision Officer 1 - Kamryn Collins
- Community Supervision Officer 1 - Aalyssa Whitfield

Area 9

- Community Supervision Officer 1 - Melvin Pitts Jr
- Community Supervision Officer 1 - Kristina Tomlin

Area 10

- Community Supervision Officer 1 - Ashanti Brunston

TREATMENT:

2,311 probationers and parolees were served in the general Substance Use Disorder Treatment programs. Another 1,446 participants were served in the Drug Court Treatment programs, bringing the total served to 3,757 for the month.

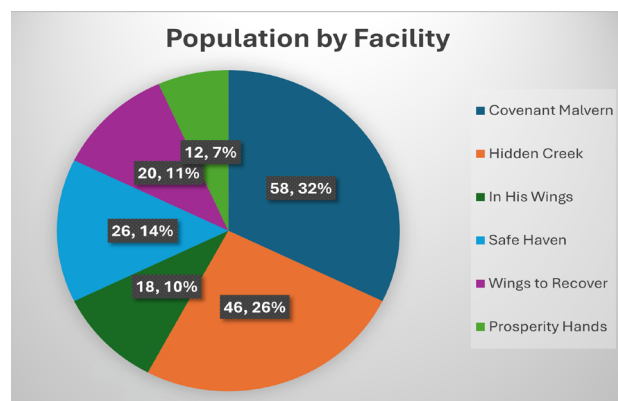
REENTRY PROGRAM:**REENTRY FACILITIES:**

As of May 31, ACC had six licensed Reentry Facilities with 180 total residents in Phases I-IV of the Reentry program. Since the program began, there have been 3,363 individuals who have successfully completed and graduated from the program. During the month, five (5) residents completed WAGE. six (6) residents completed CRC with nine (9) enrolling. A total of thirteen (13) Reentry Facility residents received their driver's license, thirteen (13) received an ID card, twenty-eight (28) received their Social Security Cards and twenty-two (22) received birth certificates.

REENTRY PROGRAM CONTINUED:**REENTRY OFFICERS:**

In May, 153 Reentry residents was reported to be employed and 21 residents were reported to be ineligible for employment at this time. Reentry Officers reported six (6) education referrals, which resulted in enrollments.

Reentry Officers conducted 130 reentry facility office visits, 103 Phase IV office visits, 15 Phase IV home visits and 39 pre-parole plan verifications. Reentry Officers made 29 community contacts within their assigned area during the month and conducted 48 office visits in their area. There was three (3) Good Grid classes conducted across the state with twelve (12) referrals and in attendance. Five job fairs were held with 10 referrals.

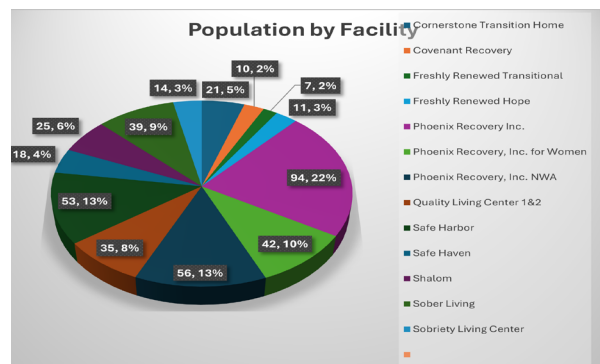
**TRANSITIONAL HOUSING:**

There are 16 licensed vendor facilities with 553 beds (436 DOC funded) in the facilities. Within the transitional facilities, there are 218 residents who have obtained full-time employment. In May, 256 residents who previously received their GED or high school diploma.

During the month, there were 38 registered sex offenders living in transitional facilities.

A total of 14 residents received their driver's license, 81 received an ID card, 89 received their Social Security card and 15 received birth certificates. Through new community partnerships, three (3) were enrolled in GED.

A total of 46 residents graduated from the Transitional Housing program, 19 absconded and 14 were dismissed.



SEX OFFENDER ASSESSMENT

Assessments Completed:

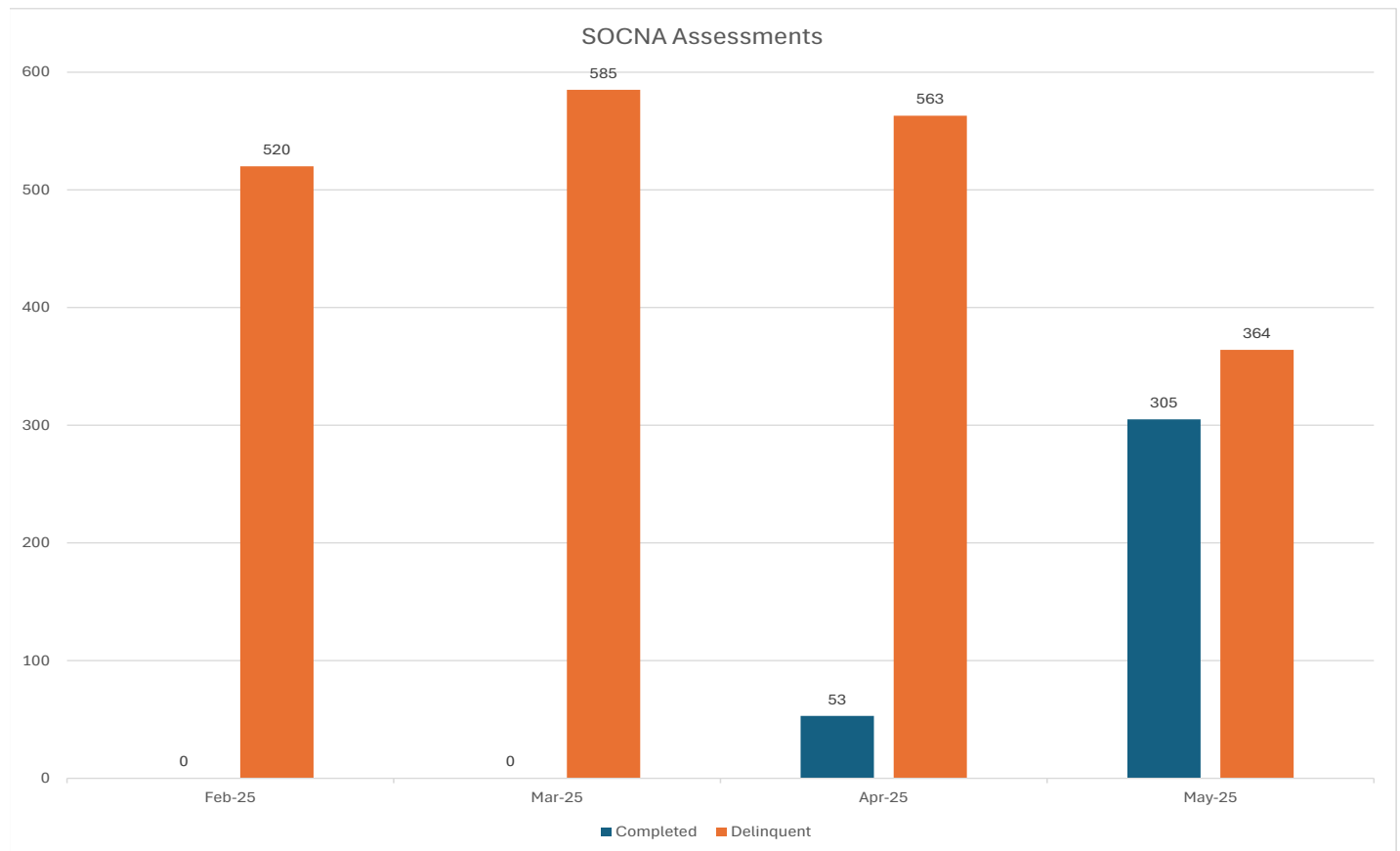
Risk Level	May	September 1999 through May 2025
Level 1	28	1,279
Level 2	184	9,942
Level 3	85	8,247
Level 4	0	758
Default 3	8	*
Total	305	20,226
*Default Level 3's are included in the total number of Level 3's to date.		

ACIC Numbers:

The total number of sex offenders registered from September 1999 through May 2025:

Compliant	8,786
Delinquent	1,798
Confined	4,141
Out-of-State	4,632
Address Unknown	123
Deported	203
Incapacitated	154
Out of USA	100
Total	19,938

Consistent with current Arkansas law, deceased offenders no longer remain on the registry.



*no data shown on completed assessments due to values being zero in February and March 2025.

COMMUNITY SUPERVISION FEE COLLECTIONS AND WAIVERS - MAY 2025 – Page 1

	May-24	Jun-24	Jul-24	Aug-24	Sep-24	Oct-24	Nov-24	Dec-24	Jan-25	Feb-25	Mar-25	Apr-25	May-25
Area 1 - Fayetteville													
Fees Possible	165,200	164,220	163,170	164,500	168,840	168,875	168,280	169,190	168,000	170,380	173,215	173,985	176,470
Fees Collected	146,803	130,347	140,663	159,073	139,438	165,606	141,707	146,702	159,970	163,737	185,146	156,862	151,729
% Collected	89%	79%	86%	97%	83%	98%	84%	87%	95%	96%	107%	90%	86%
% Paying Offenders	53%	47%	47%	52%	45%	52%	47%	48%	52%	51%	55%	50%	49%
% Employed	88%	88%	88%	87%	88%	84%	88%	88%	88%	87%	87%	88%	88%
Fees Converted	6,705	6,796	4,444	7,167	5,379	6,592	4,791	5,918	8,979	6,438	8,498	5,049	4,120
% Converted	4%	4%	3%	4%	3%	4%	3%	3%	5%	4%	5%	3%	2%
Fees Waived	3,920	3,815	3,815	4,025	4,060	3,745	3,465	3,710	3,535	3,710	4,305	4,375	4,410
% Waived	2%	2%	2%	2%	2%	2%	2%	2%	2%	2%	2%	3%	2%
Area 2 - Mountain Home													
Fees Possible	96,845	96,390	95,760	95,165	95,200	96,005	95,305	94,395	92,365	93,205	93,625	93,660	92,645
Fees Collected	96,153	83,306	88,673	93,505	87,434	102,237	83,175	87,634	85,100	89,784	98,960	92,712	86,891
% Collected	99%	86%	93%	98%	92%	106%	87%	93%	92%	96%	106%	99%	94%
% Paying Offenders	63%	57%	57%	59%	55%	61%	55%	56%	57%	57%	59%	58%	56%
% Employed	86%	85%	85%	85%	85%	77%	83%	83%	84%	83%	83%	83%	85%
Fees Converted	1,645	2,121	2,904	1,097	1,515	2,602	1,876	2,129	1,884	2,871	2,373	2,407	1,185
% Converted	2%	2%	3%	1%	2%	3%	2%	2%	2%	3%	3%	3%	1%
Fees Waived	1,365	1,645	1,645	1,995	1,785	1,785	1,820	1,610	1,470	1,435	1,260	1,575	1,435
% Waived	1%	2%	2%	2%	2%	2%	2%	2%	2%	2%	1%	2%	2%
Area 3 - Searcy													
Fees Possible	117,810	118,545	117,460	115,745	116,760	117,600	118,895	120,470	121,205	119,350	119,210	119,245	120,085
Fees Collected	110,377	95,530	105,134	114,930	100,426	110,809	101,200	103,983	112,781	119,026	123,538	108,634	103,425
% Collected	94%	81%	90%	99%	86%	94%	85%	86%	93%	100%	104%	91%	86%
% Paying Offenders	56%	48%	51%	55%	50%	54%	48%	48%	51%	52%	54%	51%	50%
% Employed	78%	78%	78%	78%	78%	79%	79%	77%	77%	77%	77%	78%	78%
Fees Converted	4,746	2,294	4,231	4,073	2,019	5,079	3,985	5,778	4,817	5,766	5,665	4,167	3,957
% Converted	4%	2%	4%	4%	2%	4%	3%	5%	4%	5%	5%	3%	3%
Fees Waived	3,710	3,430	3,920	4,270	3,955	4,025	4,165	3,955	4,305	4,725	4,900	5,215	5,145
% Waived	3%	3%	3%	4%	3%	3%	4%	3%	4%	4%	4%	4%	4%
Area 4 - Jonesboro													
Fees Possible	111,965	111,300	109,690	109,340	108,710	109,585	111,160	110,495	109,760	108,675	109,410	108,745	110,495
Fees Collected	99,901	79,161	94,256	99,872	83,528	98,163	86,989	87,136	98,899	99,966	103,487	91,608	87,154
% Collected	89%	71%	86%	91%	77%	90%	78%	79%	90%	92%	95%	84%	79%
% Paying Offenders	52%	43%	48%	51%	46%	52%	46%	46%	50%	49%	52%	47%	46%
% Employed	79%	79%	80%	80%	79%	75%	79%	78%	77%	78%	78%	77%	77%
Fees Converted	4,681	4,557	6,418	10,568	5,823	4,043	4,915	6,815	8,097	6,036	6,430	6,133	6,991
% Converted	4%	4%	6%	10%	5%	4%	4%	6%	7%	6%	6%	6%	6%
Fees Waived	6,650	6,860	6,860	7,140	6,825	6,545	6,685	6,860	6,825	7,910	7,805	7,805	7,910
% Waived	6%	6%	6%	7%	6%	6%	6%	6%	6%	7%	7%	7%	7%
Area 5 - Fort Smith													
Fees Possible	104,860	105,000	102,690	101,815	100,870	100,345	100,485	101,115	99,365	98,525	99,435	99,260	100,450
Fees Collected	97,416	79,963	92,914	98,011	82,693	101,303	81,076	84,391	88,874	100,324	101,028	86,640	82,475
% Collected	93%	76%	90%	96%	82%	101%	81%	83%	89%	102%	102%	87%	82%
% Paying Offenders	54%	47%	51%	55%	48%	57%	47%	48%	50%	54%	54%	50%	48%
% Employed	81%	82%	83%	83%	83%	78%	82%	81%	80%	81%	79%	79%	80%
Fees Converted	4,989	4,757	4,813	5,286	4,840	6,550	4,287	7,396	4,995	6,697	6,702	6,897	6,226
% Converted	5%	5%	5%	5%	5%	7%	4%	7%	5%	7%	7%	7%	6%
Fees Waived	3,465	3,850	3,745	4,410	4,025	3,885	4,200	4,585	4,200	4,410	4,375	4,410	4,795
% Waived	3%	4%	4%	4%	4%	4%	4%	5%	4%	4%	4%	4%	5%
Area 6 - Conway													
Fees Possible	94,045	93,520	93,625	94,710	95,270	94,815	96,110	97,230	96,530	97,160	97,930	97,825	98,280
Fees Collected	96,181	72,975	89,062	85,981	73,589	100,422	81,770	90,063	89,345	96,599	99,798	89,697	81,550
% Collected	102%	78%	95%	91%	77%	106%	85%	93%	93%	99%	102%	92%	83%
% Paying Offenders	59%	49%	54%	54%	47%	59%	50%	52%	52%	53%	54%	52%	49%
% Employed	79%	80%	80%	78%	79%	77%	79%	77%	77%	77%	78%	78%	79%
Fees Converted	3,358	2,185	2,373	2,188	2,143	2,805	1,732	2,437	2,863	2,317	4,776	2,633	2,665
% Converted	4%	2%	3%	2%	2%	3%	2%	3%	3%	2%	5%	3%	3%
Fees Waived	3,010	2,905	2,800	2,905	2,940	3,290	3,465	3,395	3,395	3,640	3,780	3,815	3,885
% Waived	3%	3%	3%	3%	3%	3%	4%	3%	4%	4%	4%	4%	4%
Area 7 - LR Probation													
Fees Possible	134,085	132,335	134,190	131,005	132,370	135,835	138,670	136,955	139,790	138,810	138,600	139,510	143,185
Fees Collected	108,217	91,978	106,752	106,806	107,748	115,611	101,151	105,749	101,445	109,271	120,279	114,015	103,375
% Collected	81%	69%	80%	81%	81%	85%	73%	77%	72%	78%	86%	81%	72%
% Paying Offenders	43%	39%	42%	43%	43%	44%	38%	40%	37%	38%	41%	40%	37%
% Employed	82%	81%	81%	81%	81%	80%	80%	80%	79%	79%	79%	79%	78%
Fees Converted	132	671	682	935	1,001	1,254	1,199	574	3,171	2,412	4,094	2,855	1,855
% Converted	0%	1%	1%	1%	1%	1%	1%	0%	2%	2%	3%	2%	1%
Fees Waived	5,635	5,775	5,880	5,915	5,635	5,845	6,370	7,210	7,245	7,595	7,630	7,770	7,805
% Waived	4%	4%	4%	5%	4%	4%	5%	5%	5%	5%	6%	6%	5%



COMMUNITY SUPERVISION FEE COLLECTIONS AND WAIVERS - MAY 2025 – Page 2

	May-24	Jun-24	Jul-24	Aug-24	Sep-24	Oct-24	Nov-24	Dec-24	Jan-25	Feb-25	Mar-25	Apr-25	May-25
Area 8 - LR Parole													
Fees Possible	75,565	76,580	76,405	76,580	77,035	78,575	79,065	79,415	79,030	78,925	78,925	78,610	78,995
Fees Collected	65,781	52,365	62,018	64,128	59,261	66,110	62,143	63,405	58,720	66,455	70,113	63,970	55,288
% Collected	87%	68%	81%	84%	77%	84%	79%	80%	74%	84%	89%	81%	70%
% Paying Offenders	50%	40%	44%	45%	44%	46%	43%	42%	40%	43%	46%	44%	39%
% Employed	80%	80%	80%	80%	80%	79%	78%	77%	77%	76%	78%	78%	78%
Fees Converted	4,150	4,350	4,868	4,593	4,895	3,988	4,046	4,621	5,318	5,811	6,358	4,390	6,562
% Converted	5%	6%	6%	6%	6%	5%	5%	6%	7%	7%	8%	6%	8%
Fees Waived	3,535	3,640	3,920	4,655	4,445	4,130	4,235	4,130	3,885	4,410	4,235	4,725	4,795
% Waived	5%	5%	5%	6%	6%	5%	5%	5%	5%	6%	5%	6%	6%
Area 9 - Texarkana													
Fees Possible	101,395	101,115	101,885	102,130	103,390	102,305	103,250	103,775	103,110	104,335	105,665	106,155	107,065
Fees Collected	92,306	69,076	84,547	90,260	85,379	98,690	83,115	87,448	90,348	96,101	101,292	89,921	82,587
% Collected	91%	68%	83%	88%	83%	96%	80%	84%	88%	92%	96%	85%	77%
% Paying Offenders	52%	42%	46%	47%	46%	52%	44%	46%	47%	47%	48%	46%	44%
% Employed	79%	79%	78%	78%	77%	83%	78%	77%	76%	76%	76%	77%	78%
Fees Converted	3,556	4,707	5,420	8,634	5,510	8,249	3,315	4,329	5,951	4,166	4,040	6,736	5,494
% Converted	4%	5%	5%	8%	5%	8%	3%	4%	6%	4%	4%	6%	5%
Fees Waived	3,325	3,220	3,185	3,360	3,115	3,220	3,290	3,185	2,870	2,800	2,695	2,590	2,730
% Waived	3%	3%	3%	3%	3%	3%	3%	3%	3%	3%	3%	2%	3%
Area 10 - Hot Springs													
Fees Possible	122,010	121,625	119,875	119,490	118,755	119,420	118,930	120,610	119,385	118,440	117,040	118,580	118,230
Fees Collected	107,718	91,971	105,822	108,362	97,939	116,104	93,100	105,525	112,647	111,675	113,803	107,892	95,535
% Collected	88%	76%	88%	91%	82%	97%	78%	87%	94%	94%	97%	91%	81%
% Paying Offenders	54%	47%	51%	53%	49%	55%	47%	50%	51%	49%	52%	50%	47%
% Employed	80%	80%	80%	80%	80%	88%	80%	79%	78%	79%	80%	80%	81%
Fees Converted	3,306	3,418	3,157	4,964	3,911	5,211	5,535	6,160	5,816	5,126	5,211	3,421	4,815
% Converted	3%	3%	3%	4%	3%	4%	5%	5%	5%	4%	4%	3%	4%
Fees Waived	7,910	8,435	8,575	8,015	7,560	7,875	7,665	7,455	7,350	7,385	7,770	7,840	7,665
% Waived	6%	7%	7%	7%	6%	7%	6%	6%	6%	6%	7%	7%	6%
Area 11 - Pine Bluff													
Fees Possible	102,900	101,080	99,330	99,470	100,345	100,555	100,380	101,325	102,060	104,370	105,630	105,560	106,855
Fees Collected	97,114	75,643	99,058	91,909	84,848	100,914	83,962	92,189	92,882	103,400	104,830	96,561	88,457
% Collected	94%	75%	100%	92%	85%	100%	84%	91%	91%	99%	99%	91%	83%
% Paying Offenders	61%	50%	60%	58%	53%	60%	52%	53%	52%	55%	56%	55%	50%
% Employed	76%	76%	75%	76%	75%	79%	74%	76%	74%	74%	73%	74%	75%
Fees Converted	4,282	5,512	6,743	3,985	5,887	6,271	4,131	6,526	6,138	6,868	8,396	5,680	4,884
% Converted	4%	5%	7%	4%	6%	6%	4%	6%	6%	7%	8%	5%	5%
Fees Waived	3,395	3,430	3,395	3,500	3,430	3,360	3,325	3,080	3,185	3,990	3,955	4,270	4,130
% Waived	3%	3%	3%	4%	3%	3%	3%	3%	3%	4%	4%	4%	4%
Grand Total													
Fees Possible	1,226,680	1,221,710	1,214,080	1,209,950	1,217,545	1,223,915	1,230,530	1,234,975	1,230,600	1,232,175	1,238,685	1,241,135	1,252,755
Fees Collected	1,117,967	922,316	1,068,898	1,112,836	1,002,283	1,175,971	999,387	1,054,226	1,091,011	1,156,337	1,222,273	1,098,513	1,018,465
% Collected	91%	75%	88%	92%	82%	96%	81%	85%	89%	94%	99%	89%	81%
% Paying Offenders	54%	46%	50%	52%	48%	53%	47%	48%	49%	50%	52%	49%	47%
% Employed	81%	81%	81%	81%	81%	80%	80%	80%	79%	79%	79%	80%	80%
Fees Converted	41,547	41,369	46,052	53,488	42,923	52,643	39,810	52,680	58,028	54,507	62,542	50,368	48,755
% Converted	3%	3%	4%	4%	4%	4%	3%	4%	5%	4%	5%	4%	4%
Fees Waived	45,920	47,005	47,740	50,190	47,775	47,705	48,685	49,175	48,265	52,010	52,710	54,390	54,705
% Waived	4%	4%	4%	4%	4%	4%	4%	4%	4%	4%	4%	4%	4%

- Fees Possible:** The amount of supervision fees that can be collected per active/electronic monitoring supervision status of offenders for that month only. Does not include annual, pre-trial, and SIS.
- Fees Collected:** Actual amount of money collected that can be deposited in Special Revenue fund. Please keep in mind the amount collected could include an offender that pays three months in advance.
- Fees Converted:** Amount not included in Fees Collected. Represents the amount of money lost by conversions. If this money were collected instead of converted, it would be added to Fees Collected.
- Fees Waived:** Amount not included in Fees Collected. Represents the amount of money lost by waivers. If this money were collected instead of waived, it would be added to Fees Collected.

COMMUNITY SUPERVISION POPULATION

Active:

Includes current status of Active, Abscond and Electronic Monitoring

Inactive:Includes current status of Non Reporting, Unsupervised, SIS
(Suspended Imposition of Sentence), Incarcerated and Out to Other State

Area #	AREA	Active (including Abscond)	Inactive	TOTAL
Area 1	Fayetteville	7,299	3,710	11009
Area 2	Mountain Home	3,242	924	4166
Area 3	Searcy	4,596	1,682	6278
Area 4	Jonesboro	4,363	2,680	7043
Area 5	Fort Smith	3,839	4,462	8301
Area 6	Conway	3,488	1,241	4729
Area 7	Little Rock-Probation	5,017	1,437	6454
Area 8	Little Rock-Parole	3,648	630	4278
Area 9	Texarkana	4,117	1,615	5732
Area 10	Hot Springs	5,132	1,177	6309
Area 11	Pine Bluff	4,585	1,041	5626
ISC	C.O. Interstate Compact	26	1,891	1917

COMMUNITY SUPERVISION POPULATION

Statewide Totals by Current Supervision Status as of May 31, 2025

Area #	AREA	Active (including Abscond)	Electronic Monitoring (Direct)	Absconded	Inactive					OVERALL TOTALS PER AREA
		Active (Direct Supv)			Incarcerated	Non- Reporting	Out to Other State	Unsupervised	Suspnd Imposition of Snt (SIS)	
Area 1	Fayetteville	5,545	59	1,695	520	598	820	438	1,334	11009
Area 2	Mountain Home	2,794	13	435	164	186	181	63	330	4166
Area 3	Searcy	3,669	9	918	279	205	251	271	676	6278
Area 4	Jonesboro	3,435	14	914	275	288	206	145	1,766	7043
Area 5	Fort Smith	3,179	27	633	163	307	118	182	3,692	8301
Area 6	Conway	2,941	5	542	209	183	123	50	676	4729
Area 7	Little Rock-Probation	4,227	7	783	270	512	100	27	528	6454
Area 8	Little Rock-Parole	2,586	57	1,005	118	226	2	134	150	4278
Area 9	Texarkana	3,178	23	916	287	282	336	79	631	5732
Area 10	Hot Springs	3,873	24	1,235	277	225	115	181	379	6309
Area 11	Pine Bluff	3,399	12	1,174	264	173	73	137	394	5626
ISC	C.O. Interstate Compact	1		25	3	60	1,827		1	1917
	Statewide Totals by Current Supervision Status	38827	250	10275	2829	3245	4152	1707	10557	71842

Total Active excluding Abscond
39,077

Explanation for "Current Supervision Status"

Active Supervision:

Offender is currently on Active/Direct Supervision Status.

Electronic Monitoring:

Offender is currently on an Electronic Monitor.

Incarcerated:

Offender is currently incarcerated including the following:

- Parole Holds (in state and out-of-state)
- ACT 570 Holds
- County Jail (including possible new charges—felony or misdemeanors—or serving commitments for traffic fines, court commitments, etc).

Non Reporting:

Drug Court offender currently in a Community Correction Center for sanction or court commitment, on detainer (federal or ICE hold), out-of-state, in CCC Residential Treatment, nursing home, hospital, or Arkansas State Hospital.

Out-To-Other-State:

Offender supervised out of Arkansas through Interstate Compact.

Unsupervised:

Parolee whose earned Good Time has met the requirements for unsupervised parole, probationers who received Unsupervised Sentence (e.g., five-year probation sentence specified as 3 years supervised and an additional 2 years unsupervised probation; or an unsupervised probation sentence which is common for misdemeanor offenses (e.g., 1 year unsupervised probation term).

Suspended Imposition of Sentence (SIS):

Offender received a suspended term of supervision.

COMMUNITY SUPERVISION RISK LEVELS

Statewide Risk Levels by Caseload Types as of May 31, 2025

CURRENT RISK LEVELS	Parole	Probation	Drug Court	Hope Court	Mental Health Court	Veterans Court	Swift Courts	Pre Adjudicated	Pre Trial/ Drug Court	Pre Trial/ Pre-Adjudicated	Pre Trial/ Regular	Pre Trial/ Veterans Court	Suspended	Ext Sex Offender Supv	Totals
Maximum	1,925	1,406	120	5		10			1				321	2	3,790
Medium	8,423	11,279	977	50	15	47		1	4	19	12	1	1,563	3	22,394
Minimum	7,080	18,994	533	6	10	29	4	5	5	48	7		1,686		28,407
Annual Reporting	2,340	1,419	1										217		3,977
Unassigned	3,018	3,158	59	8	1	3			7	1	9	1	6,949		13,214
Sum:	22,786	36,256	1,690	69	26	89	4	6	17	68	28	2	10,736	5	71,782

CURRENT RISK LEVELS ASSIGNED EXPLANATION:

- Maximum- last risk level score as "High"
- Medium- last risk level score as "Medium"
- Minimum- last risk level score as "Low"
- Annual- identifies offenders that are supervised Annual Reporting
- Unassigned- no ARORA has been completed or offender is currently supervised as "Unsupervised" where the risk level was changed to unassigned

Statewide Risk Levels by Caseload Supervision Status as of May 31, 2025

RISK LEVELS BY CURRENT SUPERVISION STATUS	Maximum	Medium	Minimum	Annual Reporting	Unassigned	Sum:
Active (Direct Supv)	1,584	12,963	20,531	3,206	529	38,813
Electronic Monitoring (Direct)	55	169	28	2		254
Absconded	1,098	4,464	2,788	68	1,897	10,315
Incarcerated	283	1,145	604	15	726	2,773
Non-Reporting	293	1,103	701	17	1,141	3,255
Out to Other State	141	855	1,635	34	1,486	4,151
Unsupervised	25	164	457	419	638	1,703
Suspnd Imposition of Snt (SIS)	311	1,531	1,663	216	6,797	10,518
Sum:	3,790	22,394	28,407	3,977	13,214	71,782

COMMUNITY SUPERVISION GAINS AND LOSSES - MAY 2025

Supervision Events		Parole	Probation	Pre-Trial	Suspended	Sum:
Total Gains	Intakes	658	883	17	160	1,718
	Sanction Release from SSP	124	4			128
	Total Gains					1,846
Total Losses	Revocations/or New ADC or CCC Sentence	328	262	1	31	622
	Sanction Incarceration SSP	126	4			130
	Terminations	175	511	12	167	865
	Total Losses					1,617

SRT TASK FORCE REPORT - MAY 2025

ARRESTS:	
Absconders	35
Active Supervision	26
Collateral Arrests	165
SRT Total:	45
Task Force Total:	181

SRT Plus Task Force Total:	226
Felony Charges	322
Misdemeanor Charges	62
Traffic Charges	59
Narcotics Arrests	33

CONFISCATIONS:	
Marijuana	2,774.7 Grams
Meth	1,897.9 Grams
Herion	0 Grams
Fentanyl	401 Grams
Fentanyl	0 Pills
Cocaine	1,341 Grams
MDMA	32 Grams
Prescription Pills	99 Pills
Mushrooms	0 Grams
Handguns	16
Rifles	0
Recovered Motorcycles	0
Drug Paraphernalia	0 items
Currency Seized	\$30,576.00

COMMUNITY SUPERVISION - COMMUNITY SERVICE - MAY 2025

AREAS	CITIES WITHIN AREA	NUMBER OF PARTICIPANTS	COMMUNITY SERVICE	LITTER CREW	COUNTY WORKS	MONTHLY TOTAL
1	Bentonville, Fayetteville, Huntsville	51	405.50	0.00	0.00	405.50
2	Harrison, Mountain Home, Salem, Mountain View, Berryville	63	1,279.00	0.00	0.00	1,279.00
3	Searcy, Newport, Walnut Ridge, Ash Flat, Heber Springs, Batesville, Pocahontas, Lonoke	76	901.00	0.00	0.00	901.00
4	Jonesboro, Paragould, Osceola	82	813.20	0.00	0.00	813.20
5	Fort Smith, Booneville, Clarksville, Ozark, Mena	86	820.00	0.00	0.00	820.00
6	Conway, Russellville, Morrilton, Danville	33	366.70	0.00	0.00	366.70
7	Little Rock	39	496.65	0.00	0.00	496.65
8	Little Rock, North Little Rock	34	397.56	0.00	0.00	397.56
9	Texarkana, Ashdown, Hope, Lewisville, Nashville, Magnolia	55	469.45	0.00	0.00	469.45
10	Malvern, Benton, Sheridan, Arkadelphia, Hot Springs, Benton, Camden, Fordyce	98	1,554.00	0.00	0.00	1,554.00
11	Pine Bluff, Stuttgart, Monticello, El Dorado, Crossett	68	579.00	0.00	0.00	579.00
TOTAL		685	8,082.06	0.00	0.00	8,082.06

COMMUNITY SUPERVISION - STATEWIDE SEARCH AND SEIZURE - MAY 2025

[illegible]

COMMUNITY SUPERVISION REVOCATIONS

Revocation Events By Supervision Types and Area May 2025

Area	Supervision Type	Revoked (Sent to ADC)	Revoked (Sent to CCC)	Revoked (Other)	New ADC/ CCC Sentence
Area 2-Mountain Home	Parole	21	1		
Area 1-Fayetteville		22			2
Area 5-Fort Smith		26			7
Area 12-Texarkana		18			8
Area 10-Hot Springs		40			5
Area 4-Jonesboro		24			3
Area 3-Searcy		30	2		3
Area 11-Pine Bluff		36			2
Area 6-Conway		17			4
Area 8-Little Rock		52			5
Total by Supervision Type	Parole	286	3		39
Area 2-Mountain Home	Probation	10	3	4	1
Area 1-Fayetteville		6	2	36	6
Area 5-Fort Smith		7		2	5
Area 12-Texarkana		11	2	6	1
Area 10-Hot Springs		1		15	7
Area 4-Jonesboro		7	4	11	14
Area 3-Searcy		6	8	7	5
Area 11-Pine Bluff		8	5	9	2
Area 7-Little Rock				17	16
Area 6-Conway		11	2		4
Area 8-Little Rock					1
Total by Supervision Type	Probation	67	26	107	62
Area 10-Hot Springs	Pre-Trial			1	
Total by Supervision Type	Pre-Trial			1	
Area 1-Fayetteville	Suspended				1
Area 5-Fort Smith		2			13
Area 12-Texarkana		2			1
Area 10-Hot Springs				1	
Area 4-Jonesboro				1	5
Area 3-Searcy					1
Area 7-Little Rock					1
Area 6-Conway		1			
Area 8-Little Rock					2
Total by Supervision Type	Suspended	5		2	24
TOTAL BY SUPERVISION EVENT		358	29	110	125

REVOCATION HEARINGS

Parole Revocation Hearings and Outcomes May 2025

Hearing Outcome	Laws and Technical	Laws Only	Technical Only	Total By Hearing Outcome
Administrative Revocation		57		57
Deferred	3	3		6
Reinstate	3	1	2	6
Revoked	32	7		39
Waived	199	25	13	237
Total By Violation Type	237	93	15	345

Note: Excludes SSP Sanction Hearings

ACT 1029 HEARINGS HELD	Total
Deferred	1
Reinstate	1
Revoked	21
Waived	29
Total # ACT 1029 Hearings	52

Note: Included in totals for Hearing Outcomes

SUPERVISION SANCTIONS

Supervision Sanction Hearings and Waivers

03/01/2025-03/31/2025

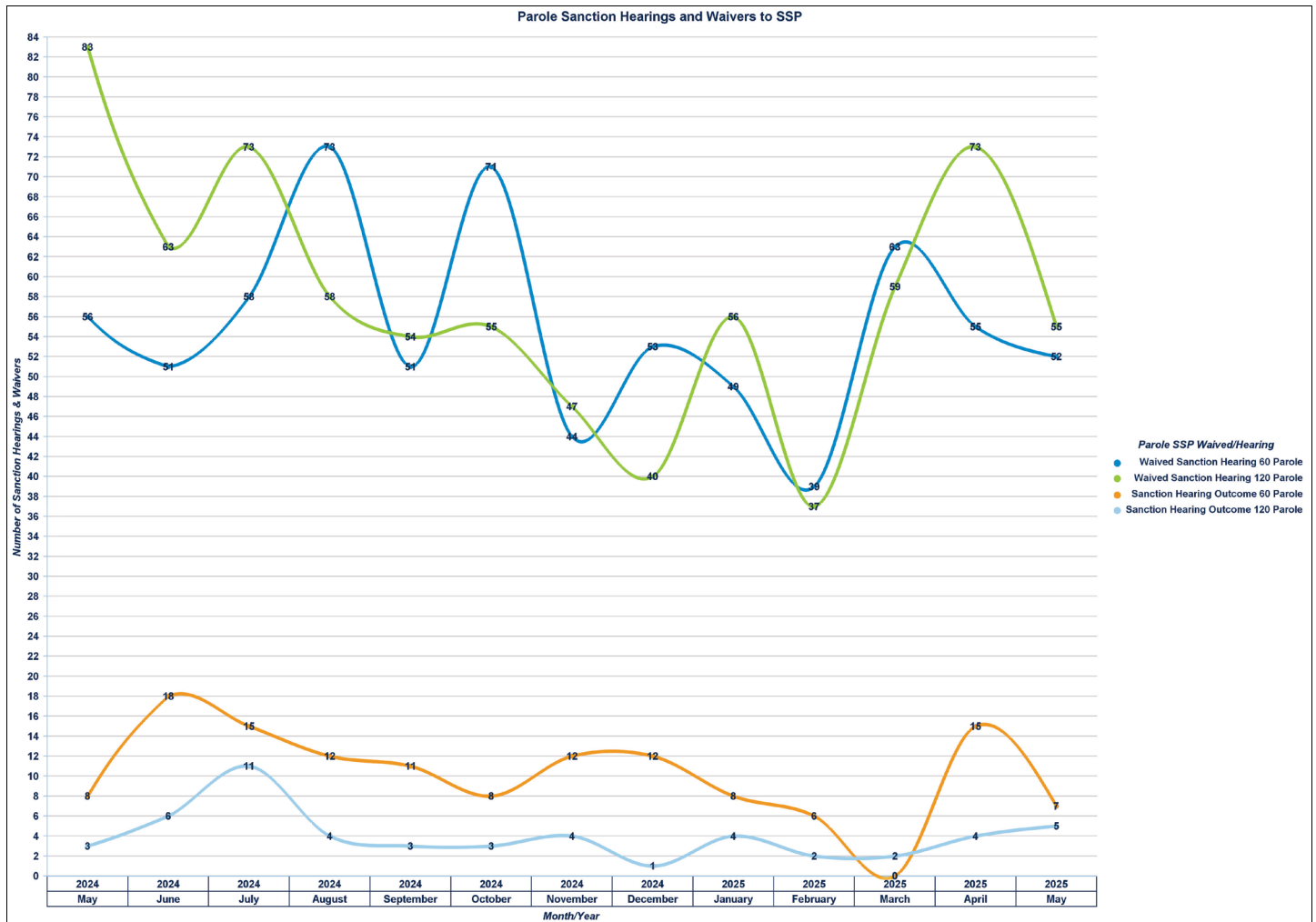
Sanction Hearing Outcome	Sanction Hearing Type	Parole	Probation	Sum:
Sanction Hearing Outcome 60 Parole	Sanction Hearing	7		7
Sanction Hearing Outcome 120 Parole		5		5
Totals:	Sanction Hearing	12		12

Waived Sanction Hearing 60 Parole	Waived Sanction Hearing	52		52
Waived Sanction Hearing 90 Probation			3	3
Waived Sanction Hearing 120 Parole		55		55
Waived Sanction Hearing 180 Probation			1	1
Totals:	Waived Sanction Hearing	107	4	111

	Overall Totals:	119	4	123
--	------------------------	------------	----------	------------

Note: SSP lengths for parolees only were changed in June 2021.

PAROLE SANCTION HEARINGS AND WAIVERS TO SSP



COMMUNITY SUPERVISION DRUG TESTING

**Regular Probation and Parole
Positive Tests During May 2025**

Offender Urine Tests Administered this Period: 6,999
Number of Offenders Testing Positive: 2,369

Drug Tested	Count
THC/Marijuana	1,513
Methamphetamines	1,247
Amphetamines	821
Cocaine	139
Benzodiazepines	112
Ethyl Glucuronide/Alcohol	114
Ecstasy (MDMA)	64
Opiates	44
Oxycodone	44
Buprenorphine (Suboxone)	36
Methadone	24
Fentanyl	23
Barbiturates	21
Morphine/Opiates	9
Propoxyphene	10
Hydrocodone	11
K2 (SPICE)	7
Tramadol	13
Heroin	2
PCP	4
Inhalants	1
Kratom	3
LSD	1
Morphine	1
Other Hallucinogens	1
pH	1
Prescription Abuse	2
Cotinine (Nicotine)	1
Creatinine	2
Total	4,271

**Drug Courts
Positive Tests During May 2025**

Offender Urine Tests Administered this Period: 7,600
Number of Offenders Testing Positive: 277

Drug Tested	Count
Buprenorphine (Suboxone)	484
THC/Marijuana	255
Methamphetamines	214
Amphetamines	216
Ethyl Glucuronide/Alcohol	65
Benzodiazepines	70
Methadone	38
Ecstasy (MDMA)	36
Oxycodone	29
Cocaine	24
Tramadol	27
Morphine/Opiates	27
Opiates	10
Barbiturates	7
Fentanyl	23
Propoxyphene	7
K2 (SPICE)	7
Heroin	8
Creatinine	3
Morphine	1
Total	1,551

**Specialty Courts
Positive Tests During May 2025**

Offender Urine Tests Administered this Period: 295
Number of Offenders Testing Positive: 10

Drug Tested	Count
Methamphetamines	12
THC/Marijuana	9
Amphetamines	9
Total	30

INTENSIVE SUPERVISION PROGRAM

INTENSIVE TEAM TOTALS 24-25

[illegible]