



DIVISION OF COMMUNITY CORRECTION BOARD REPORT

June 2024


Jim Cheek
Director



COMMUNITY SUPERVISION AREA HIGHLIGHTS:


AREA 4

On May 23, upon arrival for a home visit of an offender's residence, agents knocked on the door but were ignored. After several attempts, the offender opened the door but positioned herself to obstruct the view and entrance of the officers into the home. Once inside, agents discovered a known fugitive inside the bathroom with a syringe floating in the toilet and other evidence of recent substance use. Upon further inspection, other drug paraphernalia and benzodiazepines not prescribed to the offender were located as well as a small child in the home. A urine sample was given by the offender which tested positive for methamphetamine, amphetamine, THC and MDMA. Agents notified the Department of Child and Family Services (DCFS), and the child was removed from the home. Both offenders were taken into custody by the IZARD COUNTY Sheriff's Department on pending charges.



AREA 4

On or about May 13, Jonesboro Police Department officers were dispatched to an address reporting a stolen trailer and skid steer. Security camera footage on the building next door provided video of a white Dodge truck



pulling in the lot and leaving with the trailer. Evidence led to a search warrant of a shop building registered to the owner of the vehicle used in the theft and the skid steer was located inside the shop. After searching the shop, a search warrant was received for a camper located adjacent to the shop where a probationer was believed to be inside. A callout to the occupants allowed the probationer and another person to exit the camper where they were placed into custody without incident. A probation search of the vehicle was executed locating approximately 3.6 grams of marijuana, 15 - 12 ounce cans of Coors light, two bottles of Jägermeister, two bottles of Smirnoff Ice, and one glass pipe commonly used to smoke Methamphetamine with white residue consistent with Methamphetamine.



AREA 11

Upon arrival for an office visit on May 20, agents escorted an offender to his listed residence for a home search in Pine Bluff. During inspection of the home, agents found a small baggie of methamphetamines, a set of digital scales and \$853 cash on the kitchen table; a black bag containing 31 baggies with various amounts of methamphetamines, one psychedelic mushroom,

AREA HIGHLIGHTS, continued:

1.9 grams of Xanax, an envelope with \$522 cash, digital scales and a glass pipe for smoking methamphetamines in the kitchen oven; a bow and arrow in the bedroom closet and a glass methamphetamine pipe

in bedside table; a second bow and arrow in another bedroom and a 9mm Taurus handgun and ammo in an outside shed. The evidence was collected by the task force with charges to be adopted federally for possession of methamphetamines with intent to deliver, possession of schedule 1 drugs, possession of scheduled 2 drugs, possession of scheduled 4 drugs, possession of firearms by certain persons, simultaneous possession of drugs and firearms and two counts of possession drug paraphernalia. The offender was transported to the Dub Brassell Detention Center on his parole violation and later waived a hearing for 90 days.

**SEX OFFENDER SERVICES**

From March 10 -May 31, 2024, the Arkansas Division of Community Correction participated in the special Internet Crimes Against Children (ICAC) Division operation called Operation Cyber Highway Safety Check. The Arkansas State Police issued a press release detailing the 42 arrests made related to Child Sexual Abuse Material (CSAM) and failure to comply with registration requirements. DCC is an active member of the Arkansas Internet Crimes Against Children.

The Arkansas Crime Information Center (ACIC) released the new Arkansas Sex Offender Registry (ASOR) system. The new system replaced the CENSOR System. On-boarding for Arkansas Division of Community Correction Community Supervision Officers has begun to see full access restored. Monitoring offender sex offender registration

information is vital to sex offender accountability and management.

Noteworthy items of ASOR:

- Officers will be able to search results by Name, City, SO Registration Status (Delinquent, Address Unknown, etc.), Jurisdiction.
- Officers will be able to run a list and save to CVS file to fill in spreadsheets.
- Although DCC is NOT the law enforcement agency responsible for registration, officers will be able to upload files into offender records such as special conditions, passport, and/or professional licenses.

RESIDENTIAL SERVICES:**OMEGA SUPERVISION
SANCTION CENTER (SSP)**

Omega hosted a various appreciation activities during Correctional employees week giving away gift cards

and other prizes, hosting a dessert bar, snow cones and more!

**SOUTHWEST ARKANSAS COMMUNITY
CORRECTION CENTER (SWACCC)**

Staff of the Southwest Center donated and delivered clothing to the Bowie County Women's Recovery Center.



TREATMENT:

PROGRAM SUMMARY

2,255 probationers and parolees were served in the general Substance Use Disorder Treatment programs. Another 1,749 participants were served in the Drug Court Treatment programs, bringing the total served to 4,004 for the month.

A total of 945 residents have agreed to participate in Medication-Assisted Treatment (MAT) since the program started in July 2018 with a total of 193 discharged with follow up in the community in progress and a total of 164 have completed the program. Partnerships are in effect with 80 community providers to continue MAT upon release from an ACC center. In May, there were 43 active participants in the Telehealth program implemented in January 2023.

General Treatment Program Summary

(Non-Drug Court):	Number of Participants
Substance Use Disorder Treatment	1,579
Continuing Care	215
Domestic Violence Prevention	28
Anger Management	169
Tobacco Use Treatment	26

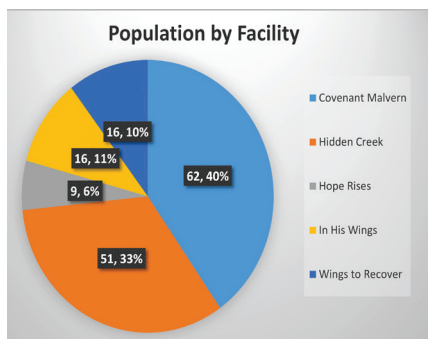
Ongoing Projects

Treatment supervisors reported combined 135 hours of direct clinical supervision with Treatment staff in 32 Community Correction locations.

REENTRY PROGRAM:

REENTRY FACILITIES:

As of May 31, ACC had four licensed Reentry Facilities with 154 total residents in Phases I-IV of the Reentry program. Since the program began, there have been over 3,100 individuals who have successfully completed and graduated from the program. During the month, 13 residents started the Career



Readiness Certificate program and six residents completed the program. A total of nine Reentry Facility residents received their driver's license, 22 received an ID card, 16 received their Social Security card and 13 received birth certificates.

REENTRY OFFICERS:

In May, 105 Reentry residents were reported to be employed and 21 residents were reported to be ineligible for employment at this time. Reentry Officers reported three education referral, which resulted in enrollments.

Reentry Officers conducted 149 reentry facility office visits, 122 Phase IV office visits, 36 Phase IV home visits and 45 pre-parole plan verifications. Reentry Officers made 30 community contacts within their assigned area during the month and conducted 57 office visits in their area. There was one job fair conducted across the state with 10 offender referrals.

TRANSITIONAL HOUSING:

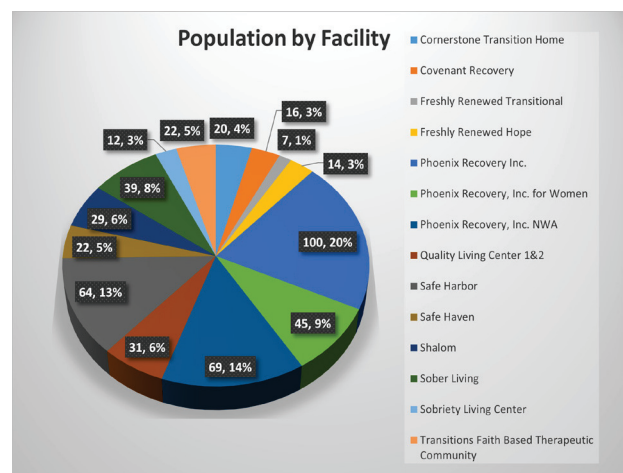
There are 17 licensed vendor facilities with 569 beds (490 ACC-funded) in the facilities. Within the transitional facilities, there are 251 residents who have obtained full-time employment.

In May, 304 residents who previously received their GED or high school diploma.

During the month, there were 54 registered sex offenders living in transitional facilities.

A total of 29 residents received their driver's license, 103 received an ID card, 110 received their Social Security card and 39 received birth certificates.

A total of 82 residents graduated from the Transitional Housing program, 41 absconded and 16 were dismissed.



SUPPLEMENTAL REPORTS

MEDICATION-ASSISTED TREATMENT PROGRAM (MAT) REPORT - MAY 2024

Locations:	MAT Start Dates	Active Program Participants	New Clients in the Program this Month	Dropped Out	Total Active Participants
CACCC - Little Rock	Sep-19	8	2	0	8
EACCC - West Memphis	Jul-18	51	27	0	51
NEACCC - Osceola	Dec-21	0	0	0	0
NWACCC - Fayetteville	Sep-19	8	1	0	8
OTVCCC - Malvern	Jul-18	**ended July 2021		0	0
SWACCC - Texarkana	Jul-18	6	5	0	6
Probation / Parole	2018	162	11	0	353
Medically Withdrawn	Closed Unsuccessful	Successful Completion		Total Active	
90	190	165		162	
Total # of Participants Since Program Began					938

Action	Jun-23	Jul-23	Aug-23	Sep-23	Oct-23	Nov-23
Assessments Completed in units	3	42	20	11	9	4
# of Clients Educated in units	391	352	515	403	426	427
# of Clients Released to Supervision	8	12	7	3	2	4
Pre-Release Interviews Completed	10	14	15	15	4	4

Action	Dec-23	Jan-24	Feb-24	Mar-24	Apr-24	May-24
# of Assessments Completed in units	13	13	3	12	11	11
# of Clients Educated in units	400	411	261	514	420	353
# of Clients Released to Supervision	6	4	7	10	7	11
Pre-Release Interviews Completed	8	11	6	14	14	7

COMMUNITY SUPERVISION FEE COLLECTIONS AND WAIVERS - MAY 2024 – Page 2

	May-23	Jun-23	Jul-23	Aug-23	Sep-23	Oct-23	Nov-23	Dec-23	Jan-24	Feb-24	Mar-24	Apr-24	May-24
Area 9 - West Memphis													
Fees Possible	47,565	46,865											
Fees Collected	42,191	43,888											
% Collected	89%	94%											
% Paying Offenders	51%	53%											
% Employed	71%	71%											
Fees Converted	2,739	2,558											
% Converted	6%	5%											
Fees Waived	1,155	1,085											
% Waived	2%	2%											
Area 9 - Texarkana													
Fees Possible	97,090	97,510	97,650	98,035	97,055	97,930	98,210	99,015	99,540	99,120	99,890	99,505	101,395
Fees Collected	79,458	84,291	88,083	93,186	79,493	79,869	82,768	79,248	86,494	92,282	99,464	83,163	92,306
% Collected	81%	86%	90%	95%	82%	82%	84%	80%	87%	93%	100%	84%	91%
% Paying Offenders	49%	50%	51%	54%	49%	49%	49%	48%	49%	51%	52%	49%	52%
% Employed	80%	79%	79%	79%	78%	78%	77%	76%	77%	77%	77%	79%	79%
Fees Converted	2,976	3,025	5,352	6,634	3,685	6,608	6,567	973	3,701	4,153	2,670	3,606	3,556
% Converted	3%	3%	5%	7%	4%	7%	7%	1%	4%	4%	3%	4%	4%
Fees Waived	3,325	3,290	3,815	3,885	3,710	3,360	3,465	3,255	3,570	3,535	3,465	3,465	3,325
% Waived	3%	3%	4%	4%	4%	3%	4%	3%	4%	4%	3%	3%	3%
Area 10 - Hot Springs													
Fees Possible	115,640	116,935	117,285	117,530	118,160	118,405	120,435	121,100	119,525	119,665	120,505	120,925	122,010
Fees Collected	98,745	108,584	103,919	108,823	105,333	107,769	103,023	106,307	112,207	119,202	120,269	106,228	107,718
% Collected	85%	93%	89%	93%	89%	91%	86%	88%	94%	100%	100%	88%	88%
% Paying Offenders	52%	55%	53%	55%	54%	55%	52%	54%	56%	57%	56%	54%	54%
% Employed	82%	81%	81%	82%	82%	81%	80%	79%	80%	80%	81%	81%	80%
Fees Converted	1,455	2,651	2,560	2,646	4,433	5,448	2,332	3,262	3,795	5,690	3,479	4,417	3,306
% Converted	1%	2%	2%	2%	4%	5%	2%	3%	3%	5%	3%	4%	3%
Fees Waived	7,455	7,560	7,910	7,945	7,735	7,455	7,735	7,385	7,420	7,770	7,630	7,770	7,910
% Waived	6%	6%	7%	7%	7%	6%	6%	6%	6%	6%	6%	6%	6%
Area 11 - Pine Bluff													
Fees Possible	93,205	92,995	102,655	102,970	101,850	102,795	103,880	103,425	101,850	102,795	103,600	102,445	102,900
Fees Collected	82,961	90,170	94,765	94,014	99,478	94,352	92,513	99,464	95,936	103,071	100,271	95,566	97,114
% Collected	89%	97%	90%	91%	98%	92%	89%	96%	94%	100%	97%	93%	94%
% Paying Offenders	56%	59%	57%	57%	59%	57%	57%	60%	60%	61%	59%	59%	61%
% Employed	77%	78%	78%	77%	77%	77%	76%	75%	75%	75%	76%	76%	76%
Fees Converted	4,803	4,587	6,729	4,397	4,538	6,408	4,309	4,835	6,541	4,854	3,922	4,666	4,282
% Converted	5%	5%	7%	4%	4%	6%	4%	5%	6%	5%	4%	5%	4%
Fees Waived	3,150	2,975	3,500	3,465	3,500	3,570	3,570	3,430	3,675	3,710	3,605	3,395	3,395
% Waived	3%	3%	3%	3%	3%	3%	3%	3%	4%	4%	3%	3%	3%
Grand Total													
Fees Possible	1,166,375	1,164,555	1,170,260	1,180,550	1,196,020	1,209,775	1,215,760	1,219,820	1,218,210	1,218,035	1,220,975	1,222,445	1,226,680
Fees Collected	1,009,720	1,096,490	1,058,100	1,077,002	1,051,257	1,063,520	1,029,013	1,046,598	1,070,311	1,188,489	1,181,653	1,082,812	1,117,967
% Collected	87%	94%	90%	91%	88%	88%	85%	86%	88%	98%	97%	89%	91%
% Paying Offenders	52%	55%	54%	54%	53%	53%	52%	52%	53%	55%	54%	52%	54%
% Employed	82%	82%	82%	82%	82%	82%	81%	81%	81%	80%	81%	81%	81%
Fees Converted	30,359	41,264	41,852	44,921	40,813	48,064	41,808	33,399	42,846	47,234	39,986	38,412	41,547
% Converted	3%	4%	4%	4%	3%	4%	3%	3%	4%	4%	3%	3%	3%
Fees Waived	40,845	39,655	41,300	42,770	49,000	43,155	44,800	43,295	45,430	44,100	45,045	44,415	45,920
% Waived	4%	3%	4%	4%	4%	4%	4%	4%	4%	4%	4%	4%	4%

- Fees Possible:** The amount of supervision fees that can be collected per active/electronic monitoring supervision status of offenders for that month only. Does not include annual, pre-trial, and SIS.
- Fees Collected:** Actual amount of money collected that can be deposited in Special Revenue fund. Please keep in mind the amount collected could include an offender that pays three months in advance.
- Fees Converted:** Amount not included in Fees Collected. Represents the amount of money lost by conversions. If this money were collected instead of converted, it would be added to Fees Collected.
- Fees Waived:** Amount not included in Fees Collected. Represents the amount of money lost by waivers. If this money were collected instead of waived, it would be added to Fees Collected.

CENTER POPULATIONS - MAY 2024

ARDOC
REPORT NO. IPTR500 - 18

ARKANSAS DEPARTMENT OF CORRECTION
ACC OPTION
STATEWIDE POPULATION REPORT

PAGE: 1 of 1
PROCESSED: 05/31/2024 12:30
AM REQUESTOR: eOMIS

FOR: 05/31/2024

Location:	In Count	Out To:					Total	Capacity	% Capacity
		ORCU Hosp	Other Hosp	Furlough	Court				
Central AR CCC - Males/ Sanction Males*	11	0	0	0	0	11	0		
Central AR CCC - Males/Males	136	0	0	0	0	136	150		
Central AR CCC - Males Total	147	0	0	0	0	147	150	98.0%	
East Central AR CCC/Females	345	0	0	0	3	348	362		
East Central AR CCC Supervision Sanction-Female/90 Day PV in CCC Females	39	0	0	0	0	39	0		
East Central AR CCC Supervision Sanction-Female/Females	81	0	0	0	2	83	88		
East Central AR CCC Total	465	0	0	0	5	470	450	104.4%	
NE AR CCC - Drug Treatment/Males	22	0	0	0	0	22	25		
NE AR CCC/Males	221	1	0	0	0	222	215		
NE AR CCC Total	243	1	0	0	0	244	240	101.7%	
NW AR CCC/Females	85	0	0	0	1	86	114		
NW AR CCC Total	85	0	0	0	1	86	114	75.4%	
Omega Supervision Sanction Center/90 Day PV in CCC Males	278	0	0	0	0	278	0		
Omega Supervision Sanction Center/Males	76	0	0	0	11	87	300		
Omega Supervision Sanction Center Total	354	0	0	0	11	365	300	121.7%	
SW AR CCC/Males	427	0	0	0	3	430	440		
SW AR Supervision Sanction Center/Males	82	0	0	0	0	82	100		
SW AR CCC Total	509	0	0	0	3	512	540	94.8%	
In Transit Count:	0								
TOTALS - UNIT COUNT	1,803	1	0	0	20	1,824			
					Male	1,268	1,230	103.1%	
					Female	556	564	98.6%	
					Total	1,824	1,794	101.7%	
County Jail Backup SSP/Females Total	7	0	0	0	0	7			
County Jail Backup SSP/Males Total	66	0	0	0	0	66			
County Jail Backup/Females Total	31	0	0	0	0	31			
County Jail Backup/Males Total	76	0	0	0	0	76			
TOTAL - NONAGENCY	180	0	0	0	0	180			
					Male	142			
					Female	38			
					Total	180			
Re-Entry Act 146 Total	154	0	0	0	0	154	195	79.0%	
GRAND TOTAL	2,137	1	0	0	20	2,158			

RESIDENTIAL CENTERS STATISTICS AT A GLANCE - MAY 2024

Resident Admissions:

CAC: 54
 ECAC: 108
 NEAC: 31
 NWAC: 5
 OMEGA: 66
 SWAC: 108

Resident Releases:

CAC: 34
 ECAC: 92
 NEAC: 49
 NWAC: 28
 OMEGA: 67
 SWAC: 115

Affordable Healthcare Enrollment:

CAC: 34
 ECAC: 100
 NEAC: 45
 NWAC: 21
 OMEGA: 57
 SWAC: 101

Wage Class Enrollment:

CAC: 17
 ECAC: 12
 NEAC: N/A
 NWAC: 0
 OMEGA: 0
 SWAC: 13

Shorter College Enrollment:

CAC: 29
 ECAC: 77
 NEAC: 47
 NWAC: 9
 OMEGA: N/A
 SWAC: 88

Henderson State University Enrollment:

OMEGA: 0
 SWAC: 64

Exodus Enrollment:

CAC: 49
 ECAC: 17

Good Grid Enrollment

CAC: 12
 ECAC: 20
 NEAC: 61
 NWAC: 16
 OMEGA: 20
 SWAC: 80

Photo IDs Issued:

CAC: 20
 ECAC: 11
 NEAC: 4
 NWAC: 10
 OMEGA: 18
 SWAC: 23

Drivers Licenses Obtained:

CAC: 14
 ECAC: 0
 NEAC: 0
 NWAC: 4
 OMEGA: 7
 SWAC: 4

MAT Participants:

CAC: 8
 ECAC: 53
 NEAC: 0
 NWAC: 3
 OMEGA: N/A
 SWAC: 8

Reformers Anonymous:

SWAC: 74

Life Recovery:

OMEGA: 34
 SWAC: 99

Victim Impact Panel:

NWAC: 4
 SWAC: 12

Number of Volunteers:

CAC: 70
 ECAC: 103
 NEAC: 41
 NWAC: 114
 OMEGA: 20
 SWAC: 121

Number of Volunteer Hours:

CAC: 457
 ECAC: 476
 NEAC: 142
 NWAC: 276
 OMEGA: 52.7
 SWAC: 775

GED Enrollment:

CAC: 22
 ECAC: 25
 NEAC: 14
 NWAC: 21
 OMEGA: 5
 SWAC: 84

GED Completed:

CAC: 5
 ECAC: 0
 NEAC: 6
 NWAC: 2
 OMEGA: 0
 SWAC: 3

AA/NA Attendance:

CAC: 115
 ECAC: 390
 NEAC: 38
 NWAC: 19
 OMEGA: 130
 SWAC: 36

Celebrate Recovery Attendance:

CAC: 31
 ECAC: N/A
 NEAC: 42
 NWAC: 0
 OMEGA: N/A
 SWAC: 191

COMMUNITY SUPERVISION POPULATION

Active:

Includes current status of Active, Abscond and Electronic Monitoring

Inactive:

Includes current status of Non Reporting, Unsupervised, SIS
(Suspended Imposition of Sentence), Incarcerated and Out to Other State

Area #	AREA	Active (including Abscond)	Inactive	TOTAL
Area 1	Fayetteville	7,021	3,392	10,413
Area 2	Mountain Home	3,343	921	4,264
Area 3	Searcy	4,483	1,427	5,910
Area 4	Jonesboro	4,533	2,491	7,024
Area 5	Fort Smith	3,965	4,274	8,239
Area 6	Conway	3,382	1,170	4,552
Area 7	Little Rock-Probation	4,547	1,423	5,970
Area 8	Little Rock-Parole	3,582	651	4,233
Area 9	Texarkana	4,046	1,555	5,601
Area 10	Hot Springs	5,127	1,035	6,162
Area 11	Pine Bluff	4,505	921	5,426
ISC	C.O. Interstate Compact	1	1,836	1,837
	Statewide Totals by Status	48,535	21,096	69,631

COMMUNITY SUPERVISION POPULATION

Statewide Totals by Current Supervision Status - May 2024

Area	Active			Inactive					OVERALL TOTALS PER AREA
	Active (Direct Supv)	Electronic Monitoring (Direct)	Absconded	Incarcerated	Non-Reporting	Out to Other State	Unsupervised	Suspnd Imposition of Snt (SIS)	
C.O. Interstate Compact			2	3	80	1,753			1,838
Conway	2,810	9	565	238	167	106	43	618	4,556
Fayetteville	5,294	29	1,719	622	513	751	360	1,148	10,436
Fort Smith	3,229	26	701	187	283	123	151	3,525	8,225
Hot Springs	3,832	29	1,263	266	182	98	153	329	6,152
Jonesboro	3,438	17	1,061	289	306	194	111	1,605	7,021
Little Rock-Parole	2,420	98	1,056	133	237		138	156	4,238
Little Rock-Probation	3,906	16	596	248	686	80	15	419	5,966
Mountain Home	2,879	24	441	200	136	190	66	325	4,261
Pine Bluff	3,230	30	1,251	226	119	59	143	360	5,418
Searcy	3,571	4	903	280	184	225	151	585	5,903
Texarkana	3,046	32	964	309	290	310	94	557	5,602
West Memphis					1				1
Statewide Totals by Current Supervision Status	37,655	314	10,522	3,001	3,184	3,889	1,425	9,627	69,617

<i>Offender Count Active Excluding Absconders</i>
37,969

Explanation for “Current Supervision Status”

Active Supervision:

Offender is currently on Active/Direct Supervision Status.

Electronic Monitoring:

Offender is currently on an Electronic Monitor.

Incarcerated:

Offender is currently incarcerated including the following:

- Parole Holds (in state and out-of-state)
- ACT 570 Holds
- County Jail (including possible new charges—felony or misdemeanors—or serving commitments for traffic fines, court commitments, etc).

Non Reporting:

Drug Court offender currently in a Community Correction Center for sanction or court commitment, on detainer (federal or ICE hold), out-of-state, in CCC Residential Treatment, nursing home, hospital, or Arkansas State Hospital.

Out-To-Other-State:

Offender supervised out of Arkansas through Interstate Compact.

Unsupervised:

Parolee whose earned Good Time has met the requirements for unsupervised parole, probationers who received Unsupervised Sentence (e.g., five-year probation sentence specified as 3 years supervised and an additional 2 years unsupervised probation; or an unsupervised probation sentence which is common for misdemeanor offenses (e.g., 1 year unsupervised probation term).

Suspended Imposition of Sentence (SIS):

Offender received a suspended term of supervision.

COMMUNITY SUPERVISION RISK LEVELS

Statewide Risk Levels by Caseload Types - May 2024

CURRENT RISK LEVELS	Parole	Probation	Drug Court	Hope Court	Mental Health Court	Veterans Court	Swift Courts	Pre Adjudicated	Pre Trial/ Drug Court	Pre Trial/ Pre-Adjudicated	Pre Trial/ Regular	Pre Trial/ Veterans Court	Suspended	Ext Sex Offender Supv	Totals
Maximum	2,359	1,550	160	3		16							324	1	4,413
Medium	8,815	11,985	1,007	27	9	55	1	1	5	21	8		1,552	2	23,488
Minimum	6,427	17,209	573	11	7	32	2	6	4	54	9	3	1,473		25,810
Annual Reporting	2,214	1,245	6										175		3,640
Unassigned	2,887	2,973	54	1		2			9		6	1	6,333		12,266
Sum:	22,702	34,962	1,800	42	16	105	3	7	18	75	23	4	9,857	3	69,617

CURRENT RISK LEVELS ASSIGNED EXPLANATION:

- Maximum- last risk level score as "High"
- Medium- last risk level score as "Medium"
- Minimum- last risk level score as "Low"
- Annual- identifies offenders that are supervised Annual Reporting
- Unassigned- no ARORA has been completed or offender is currently supervised as "Unsupervised" where the risk level was changed to unassigned

Statewide Risk Levels by Caseload Supervision Status - May 2024

RISK LEVELS BY CURRENT SUPERVISION STATUS	Maximum	Medium	Minimum	Annual Reporting	Unassigned	Sum:
Active (Direct Supv)	1,873	13,750	18,577	2,894	561	37,655
Electronic Monitoring (Direct)	90	205	17	2		314
Absconded	1,254	4,722	2,697	72	1,777	10,522
Incarcerated	403	1,260	568	8	762	3,001
Non-Reporting	328	1,077	656	12	1,111	3,184
Out to Other State	140	821	1,452	45	1,431	3,889
Unsupervised	13	143	395	432	442	1,425
Suspnd Imposition of Snt (SIS)	312	1,510	1,448	175	6,182	9,627
Sum:	4,413	23,488	25,810	3,640	12,266	69,617

COMMUNITY SUPERVISION GAINS AND LOSSES - MAY 2024

Supervision Events		Parole	Probation	Pre-Trial	Suspended	Sum:
Total Gains	Intakes	823	798	18	162	1,801
	Sanction Release from SSP	153	7			160
	Total Gains					1,961
Total Losses	Revocations/or New ADC or CCC Sentence	316	262	1	20	599
	Sanction Incarceration SSP	150	5			155
	Terminations	210	509	19	152	890
	Total Losses					1,644

SRT TASK FORCE REPORT - MAY 2024

ARRESTS:	
Absconders	48
Active Supervision	38
Collateral Arrests	133
SRT Total:	27
Task Force Total:	192

SRT Plus Task Force Total:	219
Felony Charges	180
Misdemeanor Charges	66
Traffic Charges	31
Narcotics Arrests	71

CONFISCATIONS:	
Marijuana	5,188 grams
Meth	2,201.93 grams
Cocaine	301.8 grams
Fentanyl	13.14 grams
PCP	1,627.8 grams
Prescription Pills	95 pills
Handguns	14
Rifles	9
Recovered Auto	2
Drug Paraphernalia	50 items
Currency Seized	\$11,693.00

COMMUNITY SUPERVISION - COMMUNITY SERVICE - MAY 2024

AREAS	CITIES WITHIN AREA	NUMBER OF PARTICIPANTS	COMMUNITY SERVICE	LITTER CREW	COUNTY WORKS	MONTHLY TOTAL
1	Bentonville, Fayetteville, Huntsville	64	680.75	0.00	0.00	680.75
2	Harrison, Mountain Home, Salem, Mountain View, Berryville	52	955.25	0.00	0.00	955.25
3	Searcy, Newport, Walnut Ridge, Ash Flat, Heber Springs, Batesville, Pocahontas, Lonoke	84	1,447.68	0.00	0.00	1,447.68
4	Jonesboro, Paragould, Osceola	63	567.00	0.00	0.00	567.00
5	Fort Smith, Booneville, Clarksville, Ozark, Mena	69	616.00	0.00	0.00	616.00
6	Conway, Russellville, Morrilton, Danville	51	491.02	0.00	0.00	491.02
7	Little Rock	22	589.00	0.00	0.00	589.00
8	Little Rock, North Little Rock	35	341.25	0.00	0.00	341.25
9	Texarkana, Ashdown, Hope, Lewisville, Nashville, Magnolia	59	492.00	0.00	0.00	492.00
10	Malvern, Benton, Sheridan, Arkadelphia, Hot Springs, Benton, Camden, Fordyce	86	764.00	0.00	0.00	764.00
11	Pine Bluff, Stuttgart, Monticello, El Dorado, Crossett	70	1,080.00	0.00	0.00	1,080.00
TOTAL		655	8,023.95	0.00	0.00	8,023.95

COMMUNITY SUPERVISION - STATEWIDE SEARCH AND SEIZURE - MAY 2024

	July	August	September	October	November	December	January	February	March	April	May	June	Totals
Illegal Drugs are listed in grams (Marijuana is listed in LBS)													
Marijuana /LBS								0.7	3.8	0.1	2.6		7.2
Meth / g							5.0	3,845.2	40.7	2,269.5	265.1		6,425.5
Cocaine / g								249.6					249.6
Crack Cocaine/ g								41.6					41.6
Prescription Pills									465.0	4.0	23.0		492.0
Xanax Bars								5.0			5.0		10.0
Ecstasy/MDMA								5.6					5.6
Heroin / g													0.0
Fentanyl / g								30.2	0.4	2	4.5		37.1
Fentanyl Pills								33.0	3.0	30.0			66.0
LSD Stamps													0.0
DMT													0.0
Mushrooms (Oz)										1.0	1.0		2.0
Firearms													
Handguns								11	1	10	8		30
Rifles							1	9		30	4		44
Shotguns								3	2	5	3		13
Explosives								11		4			15
Total Firearms													102
Currency													
Currency								67,354.00			\$3,575.00		\$70,929.00

COMMUNITY SUPERVISION REVOCATIONS

Revocation Events By Supervision Types and Area - May 2024

Area	Supervision Type	Revoked (Sent to ADC)	Revoked (Sent to CCC)	Revoked (Other)	New ADC/ CCC Sentence
Area 1-Fayetteville	Parole	28			1
Area 2-Mountain Home		15			2
Area 3-Searcy		27	1		1
Area 4-Jonesboro		18			5
Area 5-Fort Smith		31			10
Area 6-Conway		19			12
Area 8-Little Rock		51			6
Area 10-Hot Springs		29			6
Area 11-Pine Bluff		27			
Area 12-Texarkana		21		1	5
Total by Supervision Type	Parole	266	1	1	48
Area 1-Fayetteville	Probation	13	6	16	8
Area 2-Mountain Home		8		1	
Area 3-Searcy		15	7	9	2
Area 4-Jonesboro		4	6	13	8
Area 5-Fort Smith		7		2	9
Area 6-Conway		13	2		2
Area 7-Little Rock		3		43	6
Area 8-Little Rock				1	
Area 10-Hot Springs		1	1	18	5
Area 11-Pine Bluff		6	3	2	1
Area 12-Texarkana		18		2	1
Total by Supervision Type	Probation	88	25	107	42
Area 12-Texarkana	Pre-Trial	1			
Total by Supervision Type	Pre-Trial	1			
Area 1-Fayetteville	Suspended				2
Area 2-Mountain Home				1	
Area 4-Jonesboro					3
Area 5-Fort Smith					6
Area 6-Conway					4
Area 7-Little Rock				1	
Area 11-Pine Bluff					1
Area 12-Texarkana		2			
Total by Supervision Type	Suspended	2		2	16
TOTAL BY SUPERVISION EVENT		357	26	110	106

REVOCATION HEARINGS

Parole Revocation Hearings and Outcomes - May 2024

Hearing Outcome	Laws and Technical	Laws Only	Technical Only	Total By Hearing Outcome
90 Day PV	1			1
Administrative Revocation		89		89
Deferred	3			3
Reinstate	13	8	1	22
Revoked	20	4	2	26
Waived	203	17	8	228
Total By Violation Type	240	118	11	369

Note: Excludes SSP Sanction Hearings

ACT 1029 HEARINGS HELD	Total
Revoked	6
Waived	4
Total # ACT 1029 Hearings	10

Note: Included in totals for Hearing Outcomes

SUPERVISION SANCTIONS

Supervision Sanction Hearings and Waivers

05/01/2024 - 05/31/2024

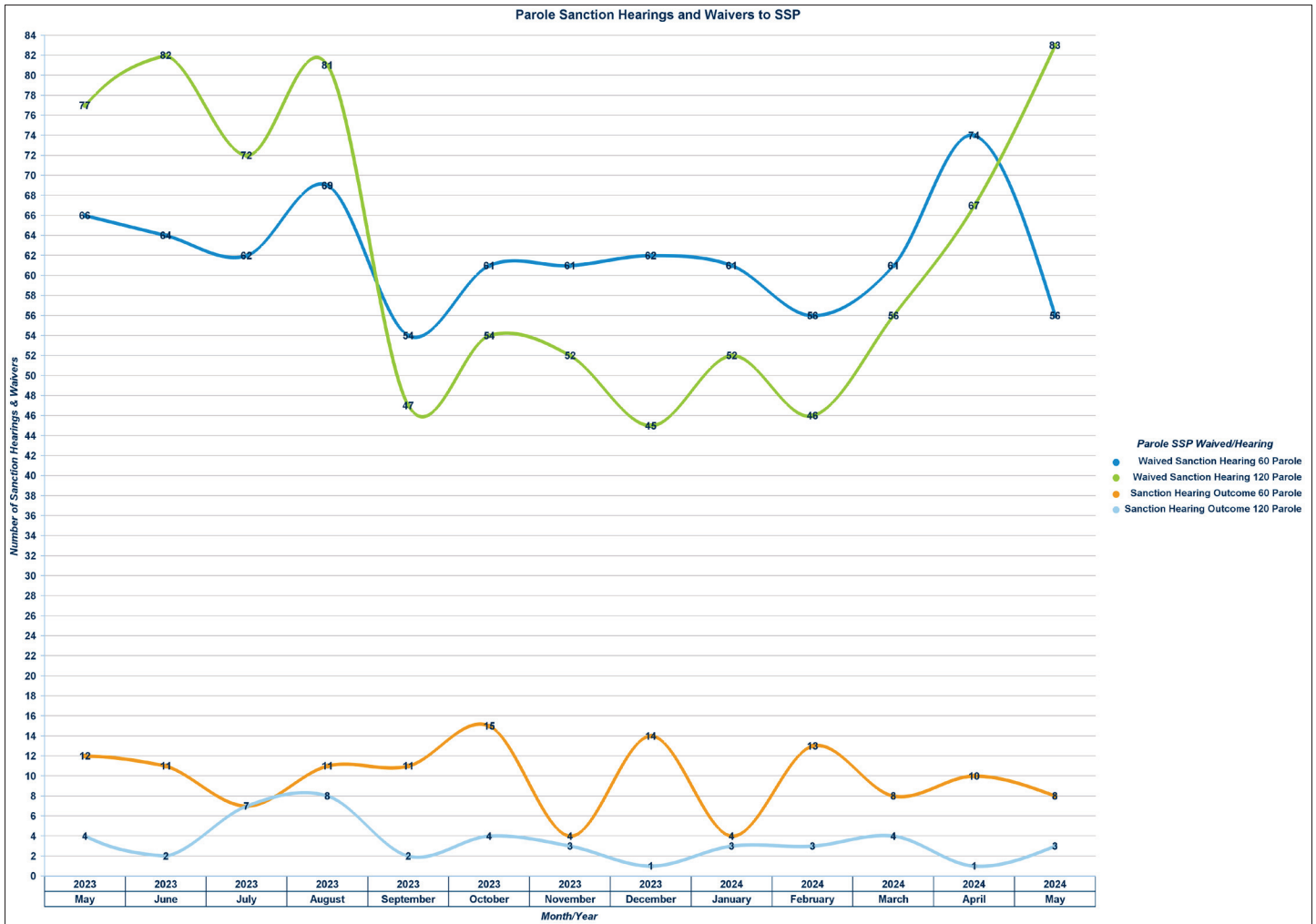
Sanction Hearing Outcome	Sanction Hearing Type	Parole	Probation	Sum:
Sanction Hearing Outcome 60 Parole	Sanction Hearing	8		8
Sanction Hearing Outcome 120 Parole		3		3
Totals:	Sanction Hearing	11		11

Waived Sanction Hearing 60 Parole	Waived Sanction Hearing	56		56
Waived Sanction Hearing 90 Probation			2	2
Waived Sanction Hearing 120 Parole		83		83
Waived Sanction Hearing 180 Probation			3	3
Totals:	Waived Sanction Hearing	139	5	144

	Overall Totals:	150	5	155
--	------------------------	------------	----------	------------

Note: SSP lengths for parolees only were changed in July 2021.

PAROLE SANCTION HEARINGS AND WAIVERS TO SSP



COMMUNITY SUPERVISION DRUG TESTING

**Regular Probation and Parole
Positive Tests During May 2024**

Offender Urine Tests Administered this Period: 7,688
Number of Offenders Testing Positive: 2,739

Drug Tested	Count
THC/Marijuana	1,692
Methamphetamines	1,595
Amphetamines	997
Cocaine	178
Benzodiazepines	116
Ecstasy	90
Alcohol	85
Ethyl Glucuronide	81
Oxycodone	53
Heroin/Opiates	50
Fentanyl	37
Buprenorphine	33
Hydrocodone	19
Barbiturates	17
Methadone	11
Tramadol	10
Propoxyphene	8
Morphine	5
PCP	5
Methadone Metabolite	4
K2 (SPICE)	3
Prescription Abuse	3
Speed	3
Crack	2
Kratom	2
Creatinine	1
Heroin Metabolite	1
LSD	1
Other Hallucinogens	1
pH	1
Total	5,104

**Drug Courts
Positive Tests During May 2024**

Offender Urine Tests Administered this Period: 7,607
Number of Offenders Testing Positive: 304

Drug Tested	Count
Buprenorphine	452
THC/Marijuana	308
Methamphetamines	268
Amphetamines	247
Ethyl Glucuronide	105
Methadone	64
Benzodiazepines	56
Ecstasy	47
Oxycodone	43
Cocaine	42
Heroin/Opiates	38
Fentanyl	36
Tramadol	36
Morphine	22
Creatinine	13
Propoxyphene	11
Alcohol	10
Barbiturates	10
K2 (SPICE)	4
Hydrocodone	1
Total	1,813

**Specialty Courts
Positive Tests During May 2024**

Offender Urine Tests Administered this Period: 173
Number of Offenders Testing Positive: 10

Drug Tested	Count
Methamphetamines	9
Amphetamines	8
THC/Marijuana	5
Alcohol	1
Methadone	1
Total	24

INTENSIVE SUPERVISION PROGRAM

Arrests	2023						2024						Totals
	July	August	September	October	November	December	January	February	March	April	May	June	
Active Supervision													
Parole	4	11	12	8	7	6	4	8	12	7	3		82
Probation	4	7	8	5	1	2	2	6	10	8	3		56
Absconders													
Parole	4	5	7	9	4	3	7	11	10	12	7		79
Probation	1	4	4	4	5	3	5	5	4	4	2		41
Collateral	12	1	5	2	3	5	8	3	8	5			52
Total Arrest	25	28	36	28	20	19	26	33	44	36	15	0	310
Charges													
Firearm	1	7	2	2	1	2	1			1			17
Narcotics	6	5	9	5	2	5	5	5	16	10	4		72
Firearm/Narcotics	8	4	2	1	5	3	4	2	4	1	1		35
Warrant/Abscond	9	14	12	14	12	8	14	15	11	14	10		133
Total Charges	24	30	25	22	20	18	24	22	31	26	15	0	257
Narcotics (Listed in Grams or LBS)													
Marijuana /LBS	1.0	1.0	0.5	1.6	500.0	3.0	3.0	2.0	0.5	0.8			513.4
Meth / g	40.0	160.0	32.0	3.0	6.6	1.6	0.8	51.1	87.4	37.0	10.0		429.5
Cocaine / g								249.6					249.6
Crack Cocaine/g				4.0				41.6					45.6
Prescription Pills	4.0	44.0	25.0			80.0		25.0	10.0				188.0
Xanax Bars			25.0					105.0					130.0
Ecstasy/MDMA		43.0				644.0		179.8					866.8
Heroin / g				1.0				0.2					1.2
Fentanyl / oz	2	2	1				2	4	2	1			14.0
Fentanyl Pills	10	3,075				756		32					3,873.0
LSD Stamps													0.0
DMT													0.0
Mushrooms		1											1.0
Weapons													
Handguns	4	7	2	3	4	4	5	7	5	3	1		45
Rifles	2	3	1		3	3	2	1		7			22
Shotguns				1		1	2	1					5
Body Armor													0
Explosives													0
Total Firearms	30	10	3	4	7	8	9	9	5				72
Currency		\$3,760				\$31,423		\$82,936	\$5,200	\$720			\$124,039
Property Recovered													
Vehicles/Items Recovered			1		1			1		1			4