



# DIVISION OF COMMUNITY CORRECTION BOARD REPORT

July 2025

Jim Cheek  
Director



## COMMUNITY SUPERVISION AREA HIGHLIGHTS:

### AREA 1

On June 11, 2025, DEA Task Force Officer/Agent Craig Foreman of the Arkansas Department of Corrections (Division of Community Correction, Community Supervision Services, Area 1 Benton County), participated in an operational and tactical briefing in preparation for the execution of a search warrant being conducted by the Drug Enforcement Administration (DEA). On June 11, 2025, at approximately 0800 hours, DEA personnel established surveillance at the aforementioned address. Surveillance was maintained for approximately four hours. During that time, TERRY departed the residence on a motorcycle. DEA personnel, in coordination with a marked units from the Washington County Sheriff's Office (WCSO), conducted a traffic stop away from the residence. TERRY was detained pursuant to the execution of the active search warrant. Following the detention, DEA personnel from the FRO, assisted by WCSO marked units, executed the search warrant at the residence. A unified warrant team consisting of DEA Agents, Task Force Officers, and WCSO Deputies conducted the entry and subsequent search. The search of the residence, specifically the master bedroom closet, resulted in the seizure of the following items:

- Approximately 104.3 gross grams of cocaine
  - Numerous small plastic baggies commonly used for packaging/distribution of narcotics
  - One (1) black CZ Scorpion EVO 3 pistol with a 19-round magazine loaded with 9mm ammunition
  - One (1) black/tan Springfield Armory pistol with a 13-round magazine loaded with .45 caliber ammunition
- Demetrius TERRY was transported to the Washington County Detention Center, where he was formally arrested and charged with the following offenses:

- Possession with Purpose to Deliver – Cocaine
  - Simultaneous Possession of Drugs and Firearms
- Federal indictment will be sought in this case pending charging decision from the United States Attorney's Office of the Western District of Arkansas..

### AREA 2

On June 13, Agents Cody Bruyette and Zach Perry conducted a home visit pursuant to a phone call received which indicated that a parolee may be holding a female in his residence and causing her physical harm. Local law enforcement was advised of the allegations and reported to the reported residence of the offender. Sheriff's deputies arrived at the residence first

and were unable to make contact though loud music could be heard inside the residence. Officers tried several methods to have the offender come out of residence and were eventually successful. The female subject was interviewed by an investigator, and it was determined that the offender had caused enough physical harm that she would require medical attention. A search was conducted inside the residence which yielded the discovery of several items of drug paraphernalia used for methamphetamine and marijuana and a loaded firearm. The parolee was taken into custody and has been charged with Kidnapping, a class Y felony, as well as other felonies and misdemeanors related to the offense. **AREA 3**

On July 12, 2025, Sharp County Drug Court celebrated their first drug court graduate since the drug court began in 2022. Tara Taylor graduated the program and was presented with a certificate as well as a plaque. She spoke about how the program and Drug Court Team had helped her and most importantly, gave her back her relationship with her child. Many members of the Sharp County community were there to celebrate the graduation.

### AREA 4

On 06/24/25 Area 4 Jonesboro Officer Christopher Shaver spoke to the Phase I participants in the Poinsett County Drug Court. Officer Shaver is a Veteran who served in the U.S. Army from September 2003 to November 2007. He was officially stationed in Alaska but was deployed to Iraq in 2005 and 2006. Officer Shaver related how drug usage and abuse was rampant in all areas of the military and he gave first-hand recollections of what he witnessed during his years of service. He gave excellent antidotes to recovery and the undeniable truth that recovery is possible. There was a Q & A session at the end and he spoke candidly to the group about his experiences. Thank you Officer Shaver for your service!

**AREA HIGHLIGHTS, continued:****AREA 5**

Working on the playground at Faith Missionary Church, the church is always helping the recovery community, and we love it when we can give back

**AREA 6**

On 6/8/25 Cornelia Lasker was promoted to Area Manager-Area 6. On 6/22/25 Agent Emily Foshee was promoted to Assistant Area Manager for Area 6.

**AREA 7/8**

On 6/25/25, ISP Agents received a call from LRPD narcotics detectives for information on offender Fletcher Berkley. Agents informed detectives that offender Berkley was an active absconded parolee, and he was detained. A search of his person was and the vehicle he was in was searched and narcotics and drug paraphernalia were discovered. Berkley and another female named Jaleah Miller were transported to the southwest substation for questioning. Berkley was charged with Trafficking a controlled substance, Possession of Sch II Cocaine, and Tampering with physical evidence.

**AREA 9**

06/20/2025 - a home visit conducted on this date by Agent Ashanti Burris and Agent Megan Scroggins at the address of 413 E. 3rd Ave, Foreman, Arkansas the residence of Robert Carter, PID# 412.985. Inside of the bedroom, a search was conducted. An iPad was observed at the top of the headboard in the bedroom in which the pad was in airplane mode. Two cellphones (Samsung smartphones) were observed on the brown smaller table near the dual screen desktop and monitor. Those cellphones were previewed in which no violation was observed on the phones. Agents observed a dual screen desktop. Agents previewed the computer to search for any violations. A Discord account was found that was not registered on his sex offender registration. The direct messages were reviewed by Agents on this account. It appeared that Carter may have been having conversations with minors. Also, while previewing the computer in his file, agents observed numerous pornographic pictures and videos of minor children as well as implicit stories. Little River County Sheriff's Office was notified by agents. Upon their arrival the case was turned over to them. Robert Carter was transported to Little River County Jail and charged with Child Pornography. After returning to Little River County Sheriff's Office, Investigator Kennemore found another file with over 5000 images of child pornography.

**AREA 10**

CSA Mendy Johns and CSO Cornelius Gregory conducted a home visit at the residence 2601 County Club Rd. Apt 3 Arkadelphia, AR 71923 Clark County, Johnny E. Dickerson. Officer Gregory located a handgun Taurus 9mm( loaded ) laying near the front door. Once the weapon was found, Dickerson was advised he would be going to jail for Possession of a Firearm by certain persons. Officers contacted Arkadelphia PD to assist with the arrest of Johnny Dickerson. The Officer with the PD, took possession of the firearm and stated he would complete his report

**AREA 11**

Department in conducting a search of offender James Hogue PID 0083246 property in order to look for a stolen vehicle. Agents Parker and Johnson met with Chief McFatridge at the Redfield Police Department and the Agents along with Lt. Rich Debill, patrolman Brandon Legros and Chief McFatridge of the Redfield Police Department went to offender Hogue's listed residence. Agents Johnson, Parker and Chief McFatridge went to the front door while Debill and Legros went to the back of the house. A woman answered the door who identified herself as Offender Hogue's wife. Chief McFatridge showed her a copy of the warrantless search waiver and informed her they were looking for Hogue. She initially denied that offender Hogue was there but after further questioning she admitted offender Hogue was in the back yard a few moments ago. Agent Parker and Chief McFatridge entered the residence to clear it and make sure he was not still inside the residence while Agent Johnson went to the back yard. Agent Parker began to clear rooms and located a locked door. Agent Parker asked her what the room was and she stated that it was offender Hogue's bedroom. Agent Parker alerted Chief McFatridge that he was most likely in that room and after several verbal commands for offender Hogue to come to the door went unanswered they asked where the key was and why it was locked. She stated she did not know but they usually open it with a butter knife. She retrieved a butter knife and attempted to open it but was unable to do so then handed it to Chief McFatridge who was able to open the door. Once inside Agent Parker and Chief McFatridge went to the bathroom and discovered it was locked and began giving verbal commands for offender Hogue to come out. Offender Hogue replied he was using the bathroom and would be out in a moment. Agent Parker then alerted Agent Johnson and the officers outside that offender Hogue was in the bathroom. For approximately 3 minutes Agent Parker and Chief Hogue continued to give verbal commands for offender Hogue to come out before he finally opened the door. Agent Parker placed him in hand restraints and conducted a pat search and took custody of him while Agent Johnson went into the bathroom and began a search. In an igloo container on a pile of clothes in the walk in shower Agent Johnson found multiple smoking pipes used for smoking methamphetamines, multiple bags of syringes, a jar with 34 grams of shrooms and multiple bags of a crystal like substance and two vials of a liquid substance. A search was begun by Agents and officers at that time. In a safe in the closet Agent Parker found a small box of .22 long rifle and four pistol grips. In a nightstand next to the bed Agent Parker located a syringe with a liquid inside. In the bathroom Agent Parker located a jar with a crystal like substance. Chief McFatridge found a flare gun. Agent Johnson located two bags of various types of ammunition in a back bedroom. The evidence was collected by the Redfield police department. The crystal like substance was weighed and tested. It tested positive for 74 grams of methamphetamines and fentanyl. Hogue was transported to the Jefferson county Jail where he was charged with trafficking a controlled substance, possession of fentanyl with purpose to deliver, possession of a controlled substance with purpose to deliver (Shrooms), possession of methamphetamines with intent to deliver and possession of drug paraphernalia. The liquids found are pending testing and more charges June follow.

**AREA HIGHLIGHTS, continued:****ISP ARREST**

Officer	Number of Arrest
Brittney Cathey	6
Chad Hale	2
Douglas Johnson	3
Richard Perry	4
Ryan Gordon	9
<b>Total Arrest</b>	<b>24</b>

**PROMOTIONS****Area 2**

- Assistant Area Manager- Timothy N. Mayfield

**Area 6**

- Assistant Area Manager- Emily M. Foshee
- Area Manager- Cornelia A. Lasker

**NEW HIRES****Area 5**

- Community Supervision Officer I - Auther L. Mahan

**Area 9**

- Community Supervision Officer I - Jesna K. Inlow

**TREATMENT:**

2,131 probationers and parolees were served in the general Substance Use Disorder Treatment programs. Another 1,501 participants were served in the Drug Court Treatment programs, bringing the total served to 3,632 for the month.

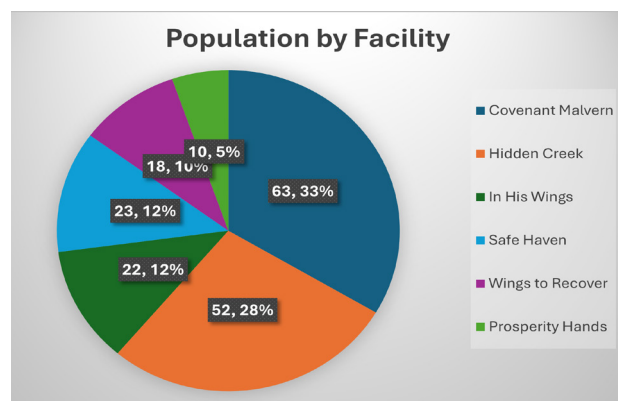
**REENTRY PROGRAM:****REENTRY FACILITIES:**

As of June 31, ACC had six licensed Reentry Facilities with 188 total residents in Phases I-IV of the Reentry program. Since the program began, there have been 3,363 individuals who have successfully completed and graduated from the program. During the month, nine (9) residents completed WAGE, eight (8) residents completed CRC with fifty eight (58) enrolling, and (7) residents enrolled in GED. A total of thirteen (13) Reentry Facility residents received their driver's license, twenty six (26) received an ID card, twenty four (24) received their Social Security Cards and nineteen (19) received birth certificates.

**REENTRY PROGRAM CONTINUED:****REENTRY OFFICERS:**

In June, 182 Reentry residents was reported to be employed and 41 residents were reported to be ineligible for employment at this time. Reentry Officers reported sixteen (16) education referrals, which resulted in enrollments.

Reentry Officers conducted 236 reentry facility office visits, 183 Phase IV office visits, 43 Phase IV home visits and 74 pre-parole plan verifications. Reentry Officers made 40 community contacts within their assigned area during the month and conducted 221 office visits in their area. There was three (3) Good Grid classes conducted across the state with ten (10) referrals and thirteen (13) in attendance. Two (2) job fairs were held with 10 referrals and 19 in attendance.

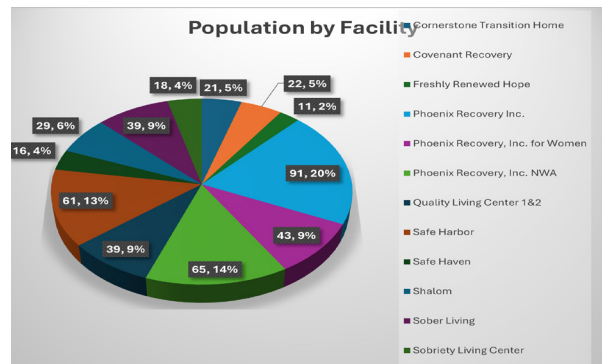
**TRANSITIONAL HOUSING:**

There are 15 licensed vendor facilities with 544 beds (455 DOC funded) in the facilities. Within the transitional facilities, there are 235 residents who have obtained full-time employment. In June, 307 residents who previously received their GED or high school diploma.

During the month, there were 32 registered sex offenders living in transitional facilities.

A total of 10 residents received their driver's license, 98 received an ID card, 126 received their Social Security card and 17 received birth certificates. Through new community partnerships, one (1) was enrolled in GED.

A total of 69 residents graduated from the Transitional Housing program, 30 absconded and 22 were dismissed.



## SEX OFFENDER ASSESSMENT

## Assessments Completed:

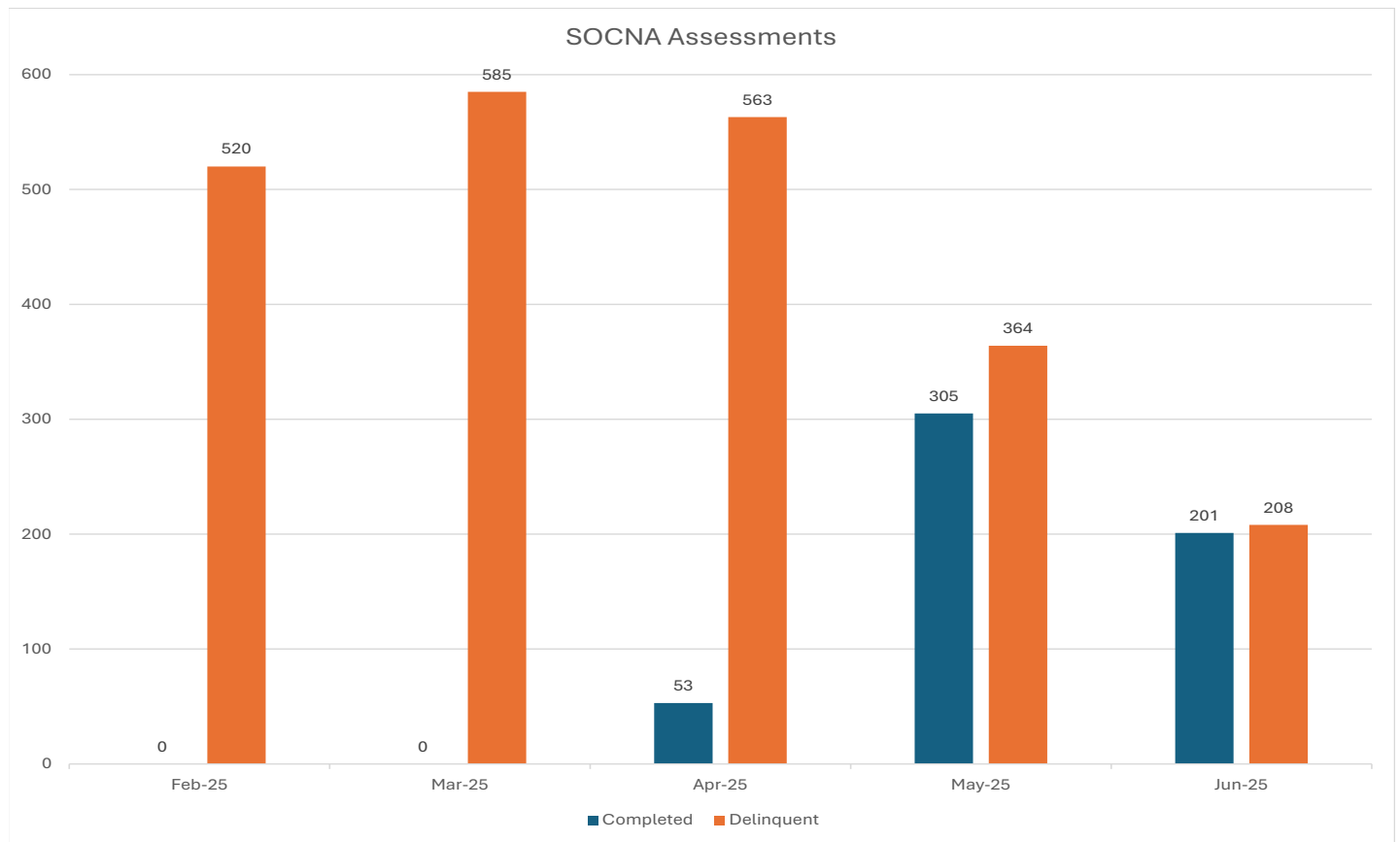
Risk Level	June	September 1999 through June 2025
Level 1	17	1,296
Level 2	127	10,069
Level 3	47	8,301
Level 4	3	761
Default 3	7	*
<b>Total</b>	<b>201</b>	<b>20,628</b>
*Default Level 3's are included in the total number of Level 3's to date.		

## ACIC Numbers:

The total number of sex offenders registered from September 1999 through June 2025:

Compliant	8,819
Delinquent	1,795
Confined	4,139
Out-of-State	4,632
Address Unknown	136
Deported	203
Incapacitated	153
Out of USA	104
<b>Total</b>	<b>19,982</b>

Consistent with current Arkansas law, deceased offenders no longer remain on the registry.



\*no data shown on completed assessments due to values being zero in February and March 2025.

## COMMUNITY SUPERVISION FEE COLLECTIONS AND WAIVERS - JUNE 2025 – Page 1

	Jun-24	Jul-24	Aug-24	Sep-24	Oct-24	Nov-24	Dec-24	Jan-25	Feb-25	Mar-25	Apr-25	May-25	Jun-25
<b>Area 1 - Fayetteville</b>													
Fees Possible	164,220	163,170	164,500	168,840	168,875	168,280	169,190	168,000	170,380	173,215	173,985	176,470	177,100
Fees Collected	130,347	140,663	159,073	139,438	165,606	141,707	146,702	159,970	163,737	185,146	156,862	151,729	142,400
% Collected	79%	86%	97%	83%	98%	84%	87%	95%	96%	107%	90%	86%	80%
% Paying Offenders	47%	47%	52%	45%	52%	47%	48%	52%	51%	55%	50%	49%	45%
% Employed	88%	88%	87%	88%	84%	88%	88%	88%	87%	87%	88%	88%	89%
Fees Converted	6,796	4,444	7,167	5,379	6,592	4,791	5,918	8,979	6,438	8,498	5,049	4,120	6,276
% Converted	4%	3%	4%	3%	4%	3%	3%	5%	4%	5%	3%	2%	4%
Fees Waived	3,815	3,815	4,025	4,060	3,745	3,465	3,710	3,535	3,710	4,305	4,375	4,410	4,445
% Waived	2%	2%	2%	2%	2%	2%	2%	2%	2%	2%	3%	2%	3%
<b>Area 2 - Mountain Home</b>													
Fees Possible	96,390	95,760	95,165	95,200	96,005	95,305	94,395	92,365	93,205	93,625	93,660	92,645	92,645
Fees Collected	83,306	88,673	93,505	87,434	102,237	83,175	87,634	85,100	89,784	98,960	92,712	86,891	77,761
% Collected	86%	93%	98%	92%	106%	87%	93%	92%	96%	106%	99%	94%	84%
% Paying Offenders	57%	57%	59%	55%	61%	55%	56%	57%	57%	59%	58%	56%	51%
% Employed	85%	85%	85%	85%	77%	83%	83%	84%	83%	83%	83%	85%	85%
Fees Converted	2,121	2,904	1,097	1,515	2,602	1,876	2,129	1,884	2,871	2,373	2,407	1,185	2,318
% Converted	2%	3%	1%	2%	3%	2%	2%	2%	3%	3%	3%	1%	3%
Fees Waived	1,645	1,645	1,995	1,785	1,785	1,820	1,610	1,470	1,435	1,260	1,575	1,435	1,470
% Waived	2%	2%	2%	2%	2%	2%	2%	2%	2%	1%	2%	2%	3%
<b>Area 3 - Searcy</b>													
Fees Possible	118,545	117,460	115,745	116,760	117,600	118,895	120,470	121,205	119,350	119,210	119,245	120,085	121,310
Fees Collected	95,530	105,134	114,930	100,426	110,809	101,200	103,983	112,781	119,026	123,538	108,634	103,425	97,575
% Collected	81%	90%	99%	86%	94%	85%	86%	93%	100%	104%	91%	86%	80%
% Paying Offenders	48%	51%	55%	50%	54%	48%	48%	51%	52%	54%	51%	50%	46%
% Employed	78%	78%	78%	78%	79%	79%	77%	77%	77%	77%	78%	78%	79%
Fees Converted	2,294	4,231	4,073	2,019	5,079	3,985	5,778	4,817	5,766	5,665	4,167	3,957	5,638
% Converted	2%	4%	4%	2%	4%	3%	5%	4%	5%	5%	3%	3%	5%
Fees Waived	3,430	3,920	4,270	3,955	4,025	4,165	3,955	4,305	4,725	4,900	5,215	5,145	5,215
% Waived	3%	3%	4%	3%	3%	4%	3%	4%	4%	4%	4%	4%	4%
<b>Area 4 - Jonesboro</b>													
Fees Possible	111,300	109,690	109,340	108,710	109,585	111,160	110,495	109,760	108,675	109,410	108,745	110,495	110,460
Fees Collected	79,161	94,256	99,872	83,528	98,163	86,989	87,136	98,899	99,966	103,487	91,608	87,154	82,221
% Collected	71%	86%	91%	77%	90%	78%	79%	90%	92%	95%	84%	79%	74%
% Paying Offenders	43%	48%	51%	46%	52%	46%	46%	50%	49%	52%	47%	46%	43%
% Employed	79%	80%	80%	79%	75%	79%	78%	77%	78%	78%	77%	77%	79%
Fees Converted	4,557	6,418	10,568	5,823	4,043	4,915	6,815	8,097	6,036	6,430	6,133	6,991	6,516
% Converted	4%	6%	10%	5%	4%	4%	6%	7%	6%	6%	6%	6%	6%
Fees Waived	6,860	6,860	7,140	6,825	6,545	6,685	6,860	6,825	7,910	7,805	7,805	7,910	8,050
% Waived	6%	6%	7%	6%	6%	6%	6%	6%	7%	7%	7%	7%	7%
<b>Area 5 - Fort Smith</b>													
Fees Possible	105,000	102,690	101,815	100,870	100,345	100,485	101,115	99,365	98,525	99,435	99,260	100,450	100,520
Fees Collected	79,963	92,914	98,011	82,693	101,303	81,076	84,391	88,874	100,324	101,028	86,640	82,475	77,613
% Collected	76%	90%	96%	82%	101%	81%	83%	89%	102%	102%	87%	82%	77%
% Paying Offenders	47%	51%	55%	48%	57%	47%	48%	50%	54%	54%	50%	48%	44%
% Employed	82%	83%	83%	83%	78%	82%	81%	80%	81%	79%	79%	80%	81%
Fees Converted	4,757	4,813	5,286	4,840	6,550	4,287	7,396	4,995	6,697	6,702	6,897	6,226	5,361
% Converted	5%	5%	5%	5%	7%	4%	7%	5%	7%	7%	7%	6%	5%
Fees Waived	3,850	3,745	4,410	4,025	3,885	4,200	4,585	4,200	4,410	4,375	4,410	4,795	4,900
% Waived	4%	4%	4%	4%	4%	4%	5%	4%	4%	4%	4%	5%	5%
<b>Area 6 - Conway</b>													
Fees Possible	93,520	93,625	94,710	95,270	94,815	96,110	97,230	96,530	97,160	97,930	97,825	98,280	98,455
Fees Collected	72,975	89,062	85,981	73,589	100,422	81,770	90,063	89,345	96,599	99,798	89,697	81,550	84,581
% Collected	78%	95%	91%	77%	106%	85%	93%	93%	99%	102%	92%	83%	86%
% Paying Offenders	49%	54%	54%	47%	59%	50%	52%	52%	53%	54%	52%	49%	49%
% Employed	80%	80%	78%	79%	77%	79%	77%	77%	78%	78%	78%	79%	79%
Fees Converted	2,185	2,373	2,188	2,143	2,805	1,732	2,437	2,863	2,317	4,776	2,633	2,665	2,457
% Converted	2%	3%	2%	2%	3%	2%	3%	3%	2%	5%	3%	3%	2%
Fees Waived	2,905	2,800	2,905	2,940	3,290	3,465	3,395	3,395	3,640	3,780	3,815	3,885	4,410
% Waived	3%	3%	3%	3%	3%	4%	3%	4%	4%	4%	4%	4%	4%
<b>Area 7 - LR Probation</b>													
Fees Possible	132,335	134,190	131,005	132,370	135,835	138,670	136,955	139,790	138,810	138,600	139,510	143,185	145,180
Fees Collected	91,978	106,752	106,806	107,748	115,611	101,151	105,749	101,445	109,271	120,279	114,015	103,375	95,845
% Collected	69%	80%	81%	81%	85%	73%	77%	72%	78%	86%	81%	72%	66%
% Paying Offenders	39%	42%	43%	43%	44%	38%	40%	37%	38%	41%	40%	37%	33%
% Employed	81%	81%	81%	81%	80%	80%	80%	79%	79%	79%	79%	78%	79%
Fees Converted	671	682	935	1,001	1,254	1,199	574	3,171	2,412	4,094	2,855	1,855	4,658
% Converted	1%	1%	1%	1%	1%	1%	0%	2%	2%	3%	2%	1%	3%
Fees Waived	5,775	5,880	5,915	5,635	5,845	6,370	7,210	7,245	7,595	7,630	7,770	7,805	8,365
% Waived	4%	4%	5%	4%	4%	5%	5%	5%	5%	6%	6%	5%	6%





## COMMUNITY SUPERVISION FEE COLLECTIONS AND WAIVERS - JUNE 2025 – Page 2

	Jun-24	Jul-24	Aug-24	Sep-24	Oct-24	Nov-24	Dec-24	Jan-25	Feb-25	Mar-25	Apr-25	May-25	Jun-25
<b>Area 8 - LR Parole</b>													
Fees Possible	76,580	76,405	76,580	77,035	78,575	79,065	79,415	79,030	78,925	78,925	78,610	78,995	76,930
Fees Collected	52,365	62,018	64,128	59,261	66,110	62,143	63,405	58,720	66,455	70,113	63,970	55,288	53,666
% Collected	68%	81%	84%	77%	84%	79%	80%	74%	84%	89%	81%	70%	70%
% Paying Offenders	40%	44%	45%	44%	46%	43%	42%	40%	43%	46%	44%	39%	39%
% Employed	80%	80%	80%	80%	79%	78%	77%	77%	76%	78%	78%	78%	79%
Fees Converted	4,350	4,868	4,593	4,895	3,988	4,046	4,621	5,318	5,811	6,358	4,390	6,562	4,124
% Converted	6%	6%	6%	6%	5%	5%	6%	7%	7%	8%	6%	8%	5%
Fees Waived	3,640	3,920	4,655	4,445	4,130	4,235	4,130	3,885	4,410	4,235	4,725	4,795	4,515
% Waived	5%	5%	6%	6%	5%	5%	5%	5%	6%	5%	6%	6%	6%
<b>Area 9 - Texarkana</b>													
Fees Possible	101,115	101,885	102,130	103,390	102,305	103,250	103,775	103,110	104,335	105,665	106,155	107,065	106,750
Fees Collected	69,076	84,547	90,260	85,379	98,690	83,115	87,448	90,348	96,101	101,292	89,921	82,587	82,992
% Collected	68%	83%	88%	83%	96%	80%	84%	88%	92%	96%	85%	77%	78%
% Paying Offenders	42%	46%	47%	46%	52%	44%	46%	47%	47%	48%	46%	44%	43%
% Employed	79%	78%	78%	77%	83%	78%	77%	76%	76%	76%	77%	78%	78%
Fees Converted	4,707	5,420	8,634	5,510	8,249	3,315	4,329	5,951	4,166	4,040	6,736	5,494	6,404
% Converted	5%	5%	8%	5%	8%	3%	4%	6%	4%	4%	6%	5%	6%
Fees Waived	3,220	3,185	3,360	3,115	3,220	3,290	3,185	2,870	2,800	2,695	2,590	2,730	2,800
% Waived	3%	3%	3%	3%	3%	3%	3%	3%	3%	3%	2%	3%	3%
<b>Area 10 - Hot Springs</b>													
Fees Possible	121,625	119,875	119,490	118,755	119,420	118,930	120,610	119,385	118,440	117,040	118,580	118,230	118,230
Fees Collected	91,971	105,822	108,362	97,939	116,104	93,100	105,525	112,647	111,675	113,803	107,892	95,535	92,783
% Collected	76%	88%	91%	82%	97%	78%	87%	94%	94%	97%	91%	81%	78%
% Paying Offenders	47%	51%	53%	49%	55%	47%	50%	51%	49%	52%	50%	47%	44%
% Employed	80%	80%	80%	80%	88%	80%	79%	78%	79%	80%	80%	81%	81%
Fees Converted	3,418	3,157	4,964	3,911	5,211	5,535	6,160	5,816	5,126	5,211	3,421	4,815	4,562
% Converted	3%	3%	4%	3%	4%	5%	5%	5%	4%	4%	3%	4%	4%
Fees Waived	8,435	8,575	8,015	7,560	7,875	7,665	7,455	7,350	7,385	7,770	7,840	7,665	8,260
% Waived	7%	7%	7%	6%	7%	6%	6%	6%	6%	7%	7%	6%	7%
<b>Area 11 - Pine Bluff</b>													
Fees Possible	101,080	99,330	99,470	100,345	100,555	100,380	101,325	102,060	104,370	105,630	105,560	106,855	106,295
Fees Collected	75,643	99,058	91,909	84,848	100,914	83,962	92,189	92,882	103,400	104,830	96,561	88,457	89,218
% Collected	75%	100%	92%	85%	100%	84%	91%	91%	99%	99%	91%	83%	84%
% Paying Offenders	50%	60%	58%	53%	60%	52%	53%	52%	55%	56%	55%	50%	50%
% Employed	76%	75%	76%	75%	79%	74%	76%	74%	74%	73%	74%	75%	75%
Fees Converted	5,512	6,743	3,985	5,887	6,271	4,131	6,526	6,138	6,868	8,396	5,680	4,884	8,009
% Converted	5%	7%	4%	6%	6%	4%	6%	6%	7%	8%	5%	5%	8%
Fees Waived	3,430	3,395	3,500	3,430	3,360	3,325	3,080	3,185	3,990	3,955	4,270	4,130	3,955
% Waived	3%	3%	4%	3%	3%	3%	3%	3%	4%	4%	4%	4%	4%
<b>Grand Total</b>													
Fees Possible	1,221,710	1,214,080	1,209,950	1,217,545	1,223,915	1,230,530	1,234,975	1,230,600	1,232,175	1,238,685	1,241,135	1,252,755	1,253,875
Fees Collected	922,316	1,068,898	1,112,836	1,002,283	1,175,971	999,387	1,054,226	1,091,011	1,156,337	1,222,273	1,098,513	1,018,465	976,654
% Collected	75%	88%	92%	82%	96%	81%	85%	89%	94%	99%	89%	81%	78%
% Paying Offenders	46%	50%	52%	48%	53%	47%	48%	49%	50%	52%	49%	47%	44%
% Employed	81%	81%	81%	81%	80%	80%	80%	79%	79%	79%	80%	80%	81%
Fees Converted	41,369	46,052	53,488	42,923	52,643	39,810	52,680	58,028	54,507	62,542	50,368	48,755	56,322
% Converted	3%	4%	4%	4%	4%	3%	4%	5%	4%	5%	4%	4%	4%
Fees Waived	47,005	47,740	50,190	47,775	47,705	48,685	49,175	48,265	52,010	52,710	54,390	54,705	56,385
% Waived	4%	4%	4%	4%	4%	4%	4%	4%	4%	4%	4%	4%	4%

- Fees Possible:** The amount of supervision fees that can be collected per active/electronic monitoring supervision status of offenders for that month only. Does not include annual, pre-trial, and SIS.
- Fees Collected:** Actual amount of money collected that can be deposited in Special Revenue fund. Please keep in mind the amount collected could include an offender that pays three months in advance.
- Fees Converted:** Amount not included in Fees Collected. Represents the amount of money lost by conversions. If this money were collected instead of converted, it would be added to Fees Collected.
- Fees Waived:** Amount not included in Fees Collected. Represents the amount of money lost by waivers. If this money were collected instead of waived, it would be added to Fees Collected.

## COMMUNITY SUPERVISION POPULATION

**Active:**

Includes current status of Active, Abscond and Electronic Monitoring

**Inactive:**Includes current status of Non Reporting, Unsupervised, SIS  
(Suspended Imposition of Sentence), Incarcerated and Out to Other State

<b>Area #</b>	<b>AREA</b>	<b>Active (including Abscond)</b>	<b>Inactive</b>	<b>TOTAL</b>
<b>Area 1</b>	<b>Fayetteville</b>	7,281	3,727	<b>11,008</b>
<b>Area 2</b>	<b>Mountain Home</b>	3,248	931	<b>4,179</b>
<b>Area 3</b>	<b>Searcy</b>	4,585	1,663	<b>6,248</b>
<b>Area 4</b>	<b>Jonesboro</b>	4,356	2,684	<b>7,040</b>
<b>Area 5</b>	<b>Fort Smith</b>	3,829	4,494	<b>8,323</b>
<b>Area 6</b>	<b>Conway</b>	3,502	1,246	<b>4,748</b>
<b>Area 7</b>	<b>Little Rock-Probation</b>	5,038	1,452	<b>6,490</b>
<b>Area 8</b>	<b>Little Rock-Parole</b>	3,572	628	<b>4,200</b>
<b>Area 9</b>	<b>Texarkana</b>	4,102	1,620	<b>5,722</b>
<b>Area 10</b>	<b>Hot Springs</b>	5,101	1,195	<b>6,296</b>
<b>Area 11</b>	<b>Pine Bluff</b>	4,551	1,058	<b>5,609</b>
<b>ISC</b>	<b>C.O. Interstate Compact</b>	40	1,883	<b>1,923</b>
	<b>Statewide Totals by Status</b>	<b>49,205</b>	<b>22,581</b>	<b>71,786</b>

## COMMUNITY SUPERVISION POPULATION

## Statewide Totals by Current Supervision Status as of June 30, 2025

Area #	AREA	Active (including Abscond)	Electronic Monitoring (Direct)	Absconded	Inactive					OVERALL TOTALS PER AREA
		Active (Direct Supv)			Incarcerated	Non- Reporting	Out to Other State	Unsupervised	Suspnd Imposition of Snt (SIS)	
Area 1	Fayetteville	5,538	57	1,686	535	601	828	461	1,302	11,008
Area 2	Mountain Home	2,791	14	443	159	189	185	65	333	4,179
Area 3	Searcy	3,697	9	879	258	199	249	278	679	6,248
Area 4	Jonesboro	3,423	14	919	278	284	205	141	1,776	7,040
Area 5	Fort Smith	3,170	28	631	175	307	120	181	3,711	8,323
Area 6	Conway	2,944	6	552	202	181	126	50	687	4,748
Area 7	Little Rock-Probation	4,279	7	752	272	514	103	28	535	6,490
Area 8	Little Rock-Parole	2,531	50	991	117	233	2	134	142	4,200
Area 9	Texarkana	3,162	24	916	285	286	342	77	630	5,722
Area 10	Hot Springs	3,855	26	1,220	277	236	113	183	386	6,296
Area 11	Pine Bluff	3,375	13	1,163	285	169	78	136	390	5,609
ISC	C.O. Interstate Compact	12		28	3	57	1,822		1	1,923
	Statewide Totals by Current Supervision Status	38,777	248	10,180	2,846	3,256	4,173	1,734	10,572	71,786

Total Active excluding Abscond
39,025

## Explanation for "Current Supervision Status"

**Active Supervision:**

Offender is currently on Active/Direct Supervision Status.

**Electronic Monitoring:**

Offender is currently on an Electronic Monitor.

**Incarcerated:**

Offender is currently incarcerated including the following:

- Parole Holds (in state and out-of-state)
- ACT 570 Holds
- County Jail (including possible new charges—felony or misdemeanors—or serving commitments for traffic fines, court commitments, etc).

**Non Reporting:**

Drug Court offender currently in a Community Correction Center for sanction or court commitment, on detainer (federal or ICE hold), out-of-state, in CCC Residential Treatment, nursing home, hospital, or Arkansas State Hospital.

Out-To-Other-State:

Offender supervised out of Arkansas through Interstate Compact.

**Unsupervised:**

Parolee whose earned Good Time has met the requirements for unsupervised parole, probationers who received Unsupervised Sentence (e.g., five-year probation sentence specified as 3 years supervised and an additional 2 years unsupervised probation; or an unsupervised probation sentence which is common for misdemeanor offenses (e.g., 1 year unsupervised probation term).

**Suspended Imposition of Sentence (SIS):**

Offender received a suspended term of supervision.



## COMMUNITY SUPERVISION RISK LEVELS

## Statewide Risk Levels by Caseload Types as of June 30, 2025

CURRENT RISK LEVELS	Parole	Probation	Drug Court	Hope Court	Mental Health Court	Veterans Court	Swift Courts	Pre Adjudicated	Pre Trial/ Drug Court	Pre Trial/ Pre-Adjudicated	Pre Trial/ Regular	Pre Trial/ Veterans Court	Suspended	Ext Sex Offender Supv	Totals
Maximum	1,855	1,452	116	7		11			2				332	2	3,777
Medium	8,097	10,663	961	56	17	49		1	6	18	12	1	1,564	2	21,447
Minimum	7,375	19,646	537	6	10	25	4	5	3	51	12		1,709	1	29,384
Annual Reporting	2,312	1,365	2										217		3,896
Unassigned	2,996	3,162	64	4	1	3			11		7	3	6,948		13,199
Sum:	22,635	36,288	1,680	73	28	88	4	6	22	69	31	4	10,770	5	71,703

## CURRENT RISK LEVELS ASSIGNED EXPLANATION:

- Maximum- last risk level score as "High"
- Medium- last risk level score as "Medium"
- Minimum- last risk level score as "Low"
- Annual- identifies offenders that are supervised Annual Reporting
- Unassigned- no ARORA has been completed or offender is currently supervised as "Unsupervised" where the risk level was changed to unassigned

## Statewide Risk Levels by Caseload Supervision Status as of June 30, 2025

RISK LEVELS BY CURRENT SUPERVISION STATUS	Maximum	Medium	Minimum	Annual Reporting	Unassigned	Sum:
Active (Direct Supv)	1,568	12,021	21,430	3,110	522	38,651
Electronic Monitoring (Direct)	56	158	33	3	2	252
Absconded	1,088	4,427	2,786	69	1,873	10,243
Incarcerated	286	1,179	645	15	735	2,860
Non-Reporting	285	1,099	694	19	1,152	3,249
Out to Other State	145	867	1,662	34	1,463	4,171
Unsupervised	26	164	448	430	656	1,724
Suspnd Imposition of Snt (SIS)	323	1,532	1,686	216	6,796	10,553
Sum:	3,777	21,447	29,384	3,896	13,199	71,703

## COMMUNITY SUPERVISION GAINS AND LOSSES - JUNE 2025

Supervision Events		Parole	Probation	Pre-Trial	Suspended	Sum:
Total Gains	Intakes	609	786	16	149	1,560
	Sanction Release from SSP	111	10			121
	Total Gains					1,681
Total Losses	Revocations/or New ADC or CCC Sentence	377	223	1	36	637
	Sanction Incarceration SSP	112	8			120
	Terminations	198	499	6	191	894
	Total Losses					1,651

## SRT TASK FORCE REPORT - JUNE 2025

ARRESTS:	
Absconders	47
Active Supervision	49
Collateral Arrests	167
SRT Total:	76
Task Force Total:	187

SRT Plus Task Force Total:	263
Felony Charges	408
Misdemeanor Charges	50
Traffic Charges	75
Narcotics Arrests	31

CONFISCATIONS:	
Marijuana	9,138.3 Grams
Meth	1,141.42 Grams
Herion	1,814 Grams
Fentanyl	3 Grams
Fentanyl	0 Pills
Cocaine	1,819.41 Grams
MDMA	0 Grams
Prescription Pills	45 Pills
Mushrooms	907 Grams
Handguns	29
Rifles	12
Recovered Auto	1
Drug Paraphernalia	23 items
Currency Seized	\$21,055.00

COMMUNITY SUPERVISION - COMMUNITY SERVICE - JUNE 2025

AREAS	CITIES WITHIN AREA	NUMBER OF PARTICIPANTS	COMMUNITY SERVICE	LITTER CREW	COUNTY WORKS	MONTHLY TOTAL
1	Bentonville, Fayetteville, Huntsville	51	564.00	0.00	0.00	564.00
2	Harrison, Mountain Home, Salem, Mountain View, Berryville	71	1,041.25	0.00	0.00	1,041.25
3	Searcy, Newport, Walnut Ridge, Ash Flat, Heber Springs, Batesville, Pocahontas, Lonoke	107	1,770.46	0.00	0.00	1,770.46
4	Jonesboro, Paragould, Osceola	72	519.00	0.00	0.00	519.00
5	Fort Smith, Booneville, Clarksville, Ozark, Mena	78	742.50	0.00	0.00	742.50
6	Conway, Russellville, Morrilton, Danville	30	405.18	0.00	0.00	405.18
7	Little Rock	52	909.06	0.00	0.00	909.06
8	Little Rock, North Little Rock	27	289.88	0.00	0.00	289.88
9	Texarkana, Ashdown, Hope, Lewisville, Nashville, Magnolia	69	583.74	0.00	0.00	583.74
10	Malvern, Benton, Sheridan, Arkadelphia, Hot Springs, Benton, Camden, Fordyce	101	1,239.00	0.00	0.00	1,239.00
11	Pine Bluff, Stuttgart, Monticello, El Dorado, Crossett	89	835.50	0.00	0.00	835.50
TOTAL		747	8,899.57	0.00	0.00	8,899.57

COMMUNITY SUPERVISION - STATEWIDE SEARCH AND SEIZURE - JUNE 2025

[illegible]

## COMMUNITY SUPERVISION REVOCATIONS

Abscond & Return from Abscond By Supervision Types and Area  
June 2025

Area	Supervision Type	Absconded	Return From Absconder
Area 2-Mountain Home	Parole	19	24
Area 11-Pine Bluff		62	37
Area 10-Hot Springs		48	58
Area 8-Little Rock		116	93
Area 5-Fort Smith		38	51
Area 12-Texarkana		26	32
Area 3-Searcy		17	37
Area 1-Fayetteville		29	33
Area 4-Jonesboro		37	33
Area 7-Little Rock			1
Area 6-Conway		36	35
ISC		7	1
Total by Supervision Type	Parole	435	435
Area 2-Mountain Home	Probation	19	17
Area 11-Pine Bluff		32	33
Area 10-Hot Springs		40	37
Area 5-Fort Smith		6	7
Area 12-Texarkana		34	29
Area 3-Searcy		72	58
Area 1-Fayetteville		148	143
Area 4-Jonesboro		61	61
Area 7-Little Rock		44	85
Area 6-Conway		26	22
Total by Supervision Type	Probation	482	492
Area 11-Pine Bluff	Pre-Trial		1
Area 3-Searcy			1
Total by Supervision Type	Pre-Trial		2
Area 12-Texarkana	Suspended	1	
Total by Supervision Type	Suspended	1	
	TOTAL BY SUPERVISION EVENT	918	929

## REVOCATION HEARINGS

### Parole Revocation Hearings and Outcomes    June                      2025

Hearing Outcome	Laws and Technical	Laws Only	Technical Only	Total By Hearing Outcome
90 Day PV Removal	1			1
Administrative Revocation		68		68
Deferred	13	5		18
Reinstate	6	6	1	13
Revoked	42	7	1	50
Waived	223	25	11	259
<b>Total By Violation Type</b>	<b>285</b>	<b>111</b>	<b>13</b>	<b>409</b>

Note: Excludes SSP Sanction Hearings

ACT 1029 HEARINGS HELD	Total
Deferred	13
Reinstate	1
Revoked	33
Waived	54
<b>Total # ACT 1029 Hearings</b>	<b>101</b>

Note: Included in totals for Hearing Outcomes

## SUPERVISION SANCTIONS

### Supervision Sanction Hearings and Waivers

**06/01/2025-06/30/2025**

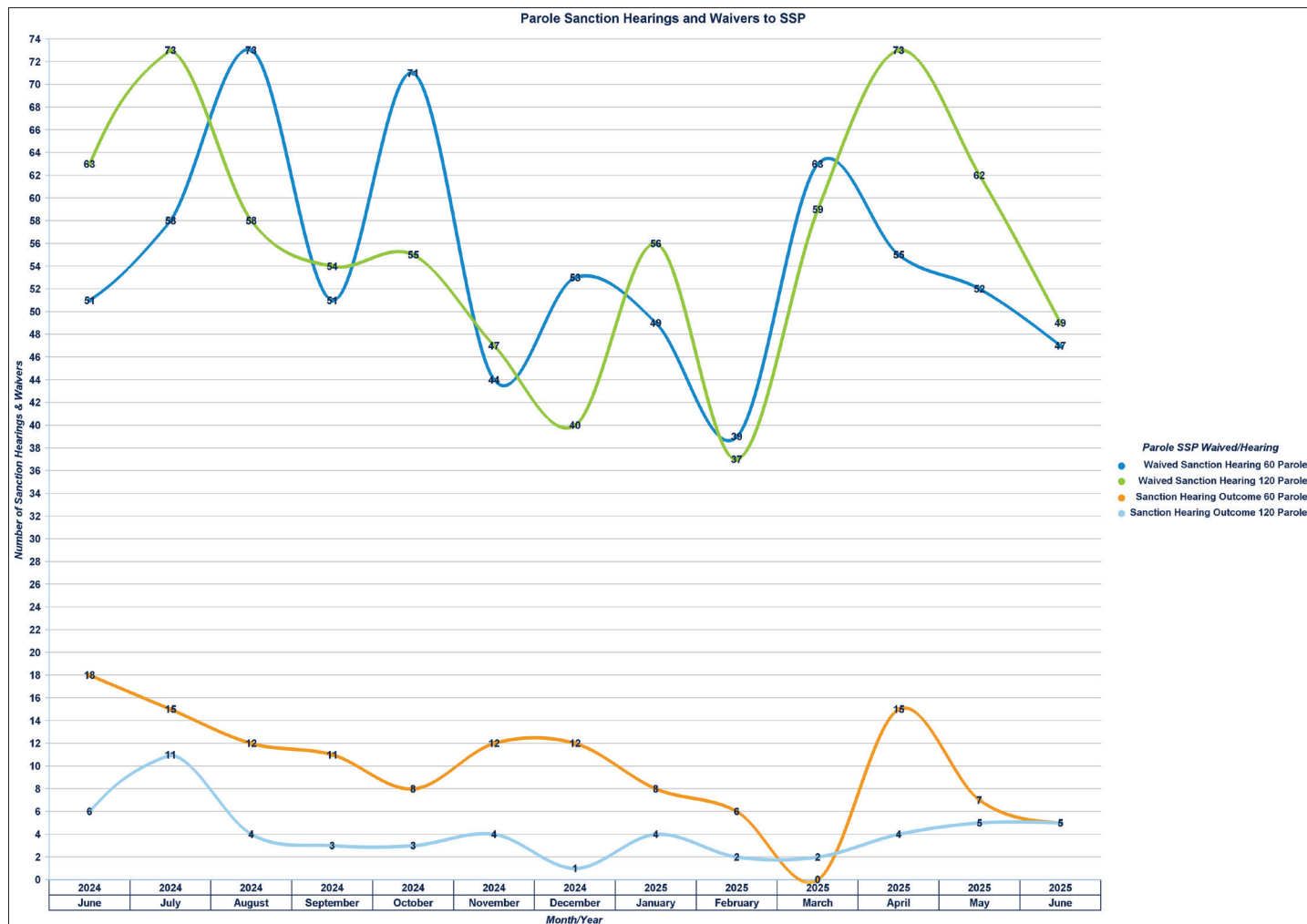
Sanction Hearing Outcome	Sanction Hearing Type	Parole	Probation	Sum:
Sanction Hearing Outcome 60 Parole	Sanction Hearing	5		5
Sanction Hearing Outcome 120 Parole		5		5
<b>Totals:</b>	<b>Sanction Hearing</b>	<b>10</b>		<b>10</b>

Waived Sanction Hearing 60 Parole	Waived Sanction Hearing	47		47
Waived Sanction Hearing 90 Probation			7	7
Waived Sanction Hearing 120 Parole		49		49
Waived Sanction Hearing 180 Probation			1	1
<b>Totals:</b>	<b>Waived Sanction Hearing</b>	<b>96</b>	<b>8</b>	<b>104</b>

	<b>Overall Totals:</b>	<b>106</b>	<b>8</b>	<b>114</b>
--	------------------------	------------	----------	------------

**Note:** SSP lengths for parolees only were changed in July 2021.

## PAROLE SANCTION HEARINGS AND WAIVERS TO SSP





## COMMUNITY SUPERVISION DRUG TESTING

**Regular Probation and Parole  
Positive Tests During June 2025**

Offender Urine Tests Administered this Period: 8,172  
Number of Offenders Testing Positive: 2,426

Drug Tested	Count
THC/Marijuana	1,531
Methamphetamines	1,325
Amphetamines	908
Cocaine	175
Buprenorphine (Suboxone)	144
Ethyl Glucuronide/Alcohol	143
Benzodiazepines	120
Ecstasy (MDMA)	86
Oxycodone	49
Methadone	37
Opiates	34
Fentanyl	26
Tramadol	24
Barbiturates	14
Morphine/Opiates	14
Morphine	10
Propoxyphene	9
K2 (SPICE)	7
Hydrocodone	6
Creatinine	3
Heroin	3
Prescription Abuse	3
Cotinine (Nicotine)	1
Inhalants	1
Kratom	1
LSD	1
Other Hallucinogens	1
PCP	1
pH	1
Total	4,678

**Drug Courts  
Positive Tests During June 2025**

Offender Urine Tests Administered this Period: 6,233  
Number of Offenders Testing Positive: 222

Drug Tested	Count
Buprenorphine (Suboxone)	369
Methamphetamines	151
THC/Marijuana	146
Amphetamines	142
Benzodiazepines	75
Ethyl Glucuronide/Alcohol	55
Cocaine	38
Methadone	33
Oxycodone	33
Ecstasy (MDMA)	27
Fentanyl	20
Opiates	20
Morphine/Opiates	18
Barbiturates	16
Propoxyphene	16
Tramadol	14
Heroin	11
K2 (SPICE)	11
Creatinine	7
Morphine	1
Total	1,203

**Specialty Courts  
Positive Tests During June 2025**

Offender Urine Tests Administered this Period: 270  
Number of Offenders Testing Positive: 15

Drug Tested	Count
Methamphetamines	12
Amphetamines	11
THC/Marijuana	11
Ethyl Glucuronide/Alcohol	4
Cocaine	3
Barbiturates	2
Benzodiazepines	2
Ecstasy (MDMA)	2
Fentanyl	2
Methadone	2
Oxycodone	2
Buprenorphine (Suboxone)	1
K2 (SPICE)	1
Kratom	1
Morphine/Opiates	1
Opiates	1
PCP	1
Propoxyphene	1
Tramadol	1
Total	61

## INTENSIVE SUPERVISION PROGRAM

**INTENSIVE TEAM TOTALS 24-25**

[illegible]