



DIVISION OF COMMUNITY CORRECTION BOARD REPORT

July 2024

Jim Cheek
Director



COMMUNITY SUPERVISION AREA HIGHLIGHTS:

AREA 3


On 06/26/24, ISP officers Hale and Norris were contacted by DEA TFO Dillon in regards to an arrest warrant and possible search of parolee Renford Williams. Arkansas State Police pulled Williams over in Northern White County and a warrantless search of his vehicle was conducted. This search yielded a large quantity of methamphetamines and fentanyl pills. A subsequent search was then conducted at Williams's address at 610 N. Elm St. Beebe, AR. A search warrant was obtained for this residence and Williams admitted to living here. Officers conducted a search of the property. This search yielded more illegal narcotics and a large quantity of firearms. In total, officers with DEA, DTF, White County Sheriff's Office, Arkansas State Police, and DCC seized 1,947.7 grams of methamphetamines, 239.9g of fentanyl, 800.2g of marijuana, 54.7g of cocaine, and 46g of misc. pills. Officers also seized 16 guns, 3 of which were stolen. One of the firearms also had been altered with a Glock switch. Officers also located evidence that had been used in a kidnapping and battery believed to be committed by Williams. This included a plate carrier vest and a flashlight taser.

AREA 8

On 6/21/2024, ISP Agents located Willis Clayton (PID# 0359877) white Land Rover at the Cimarron Inn in Little Rock. Clayton left the Cimarron Inn and was pulled over by LRPD due to a traffic violation.

ISP Agents conducted a search of Clayton's vehicle.


Agent Ryan Gordon located a backpack in the backseat containing 2 semi-automatic pistols



and suspected marijuana. Also located in the vehicle was suspected Cocaine and Fentanyl Pills. ISP Agents also conducted a search of Room 137 at the Cimarron Inn, no issues or contraband found in the room.

AREA 11

On 6-20-24 Agent Parker of the Pine Bluff Probation and parole office received a phone call from Probationer Dustin Clements PID 0355503 girlfriend stating he was out of control and beat her up that morning. Agent Parker advised her to call the police then requested the assistance of ISP Agent Johnson and Agent Williams to conduct an immediate home visit. Agents went to offender clements listed address of 1131 E 2nd Avenue Pine Bluff, Arkansas 71601 and were met in the yard by the offender's girlfriend. Agents made entry into the house at that time. Agent Parker opened one bedroom door and saw offender Bobby Sanders a probationer out of Cleveland County PID 0406691 sitting on a bed with a mirror laying on a pillow next to him with a line of crystal-like powder that later filed tested positive for methamphetamines. Agent Parker pulled him up and placed him in hand restraints and sent him into the living room to be supervised by Agent Williams. Laying in The bed next to offender Sanders was probation absconder Tiffany Roberts PID 0395489 Agent

AREA HIGHLIGHTS, continued:

Parker instructed her to come out and was sent into the living room where she was patted down and placed in hand restraints by Agent Williams who held security on her. Agent Parker then exited the room and

went through the dining room and spotted parole absconder Michael Earnest PID 0331859 leaving out of a bathroom and attempting to leave out the back door. Agent Parker grabbed him and escorted him to the living room where he was placed in hand restraints by Agent Johnson so Agent Williams could hold security on him as well as the other two offenders. Agent Parker then went to a second bedroom and located Probationer Dustin Clements PID 0355503. He was escorted to the living room where



he was placed in hand restraints by Agent Johnson. With the residence secured a search was begun by Agents Parker and Johnson while Agent Williams held security on the offenders. In the bedroom where Offenders Sanders and Roberts were located Agent Parker located the mirror with the line of white crystal-like substance that later field tested positive for methamphetamines. Under a pile of clothes in the floor Agent Parker located a Sonoma cigarette pack. Inside was a plastic baggie with a white crystal substance later identified as methamphetamines as well as a Tiffany Roberts drivers license. Agent Parker also located 3 home aide pipes used for smoking narcotics and a bong. In a cupboard in the dining room Agent Johnson located a syringe used for injecting narcotics and a small plastic baggie with powdery residue in it. Agent Williams called Vice and Narcotics and Detective Clark and Detective Williams from the Pine Bluff Vice and Narcotics Division arrived on scene. Detective Clark field tested the substance on the mirror and it tested

positive for methamphetamines. As a result of the home visit: Offender Bobby Sanders was charged with felony possession of methamphetamines and a probation violation report was submitted. Offender Tiffany Roberts was charged with felony possession of methamphetamines and a supplemental probation violation report was submitted. Offender Dustin Clements was charged with domestic battery III and a probation violation report was submitted. Offender Michael Earnest a true absconder was transported to the Sharp County jail to be held for 120 days SSP, sex offender services

RESIDENTIAL SERVICES:**CENTRAL ARKANSAS COMMUNITY CORRECTION CENTER (CACCC)**

Recently, the Central Arkansas Community Correction Center Regional Maintenance Crew and staff were on hand to help out the City of Bryant at Alcoa Park.



TREATMENT:

PROGRAM SUMMARY

2,255 probationers and parolees were served in the general Substance Use Disorder Treatment programs. Another 1,749 participants were served in the Drug Court Treatment programs, bringing the total served to 4,004 for the month.

A total of 945 residents have agreed to participate in Medication-Assisted Treatment (MAT) since the program started in July 2018 with a total of 193 discharged with follow up in the community in progress and a total of 164 have completed the program. Partnerships are in effect with 80 community providers to continue MAT upon release from an ACC center. In June, there were 43 active participants in the Telehealth program implemented in January 2023.

General Treatment Program Summary

(Non-Drug Court):	Number of Participants
Substance Use Disorder Treatment	1,579
Continuing Care	215
Domestic Violence Prevention	28
Anger Management	169
Tobacco Use Treatment	26

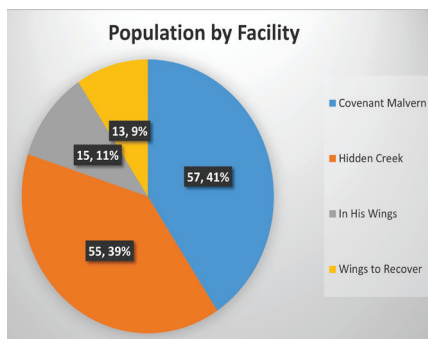
Ongoing Projects

Treatment supervisors reported combined 135 hours of direct clinical supervision with Treatment staff in 32 Community Correction locations.

REENTRY PROGRAM:

REENTRY FACILITIES:

As of June 30, ACC had four licensed Reentry Facilities with 153 total residents in Phases I-IV of the Reentry program. Since the program began, there have been over 3,100 individuals who have successfully completed and graduated from the program. During the month, 6 residents started the Career



Readiness Certificate program and six residents completed the program. A total of ten Reentry Facility residents received their driver's license, 8 received an ID card, 16 received their Social Security card and 10 received birth certificates.

REENTRY OFFICERS:

In June, 103 Reentry residents were reported to be employed and 19 residents were reported to be ineligible for employment at this time. Reentry Officers reported four education referral, which resulted in enrollments.

Reentry Officers conducted 95 reentry facility office visits, 69 Phase IV office visits, 26 Phase IV home visits and 39 pre-parole plan verifications. Reentry Officers made 24 community contacts within their assigned area during the month and conducted 42 office visits in their area. There was three job fairs conducted across the state with 10 offender referrals.

TRANSITIONAL HOUSING:

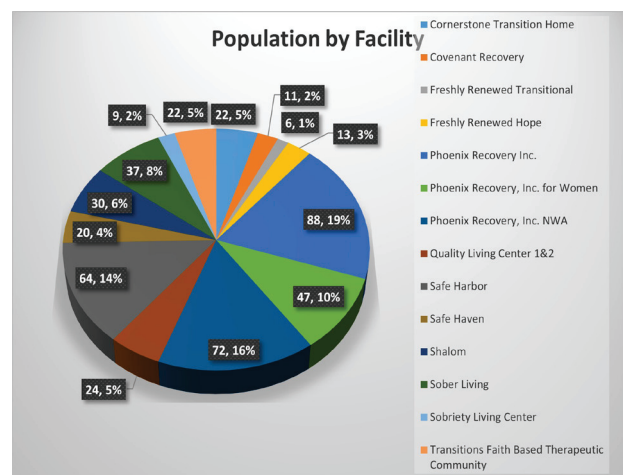
There are 17 licensed vendor facilities with 569 beds (465 ACC-funded) in the facilities. Within the transitional facilities, there are 270 residents who have obtained full-time employment.

In June, 265 residents who previously received their GED or high school diploma.

During the month, there were 47 registered sex offenders living in transitional facilities.

A total of 27 residents received their driver's license, 102 received an ID card, 121 received their Social Security card and 34 received birth certificates.

A total of 52 residents graduated from the Transitional Housing program, 37 absconded and 22 were dismissed.



SUPPLEMENTAL REPORTS

MEDICATION-ASSISTED TREATMENT PROGRAM (MAT) REPORT - JUNE 2024

Locations:	MAT Start Dates	Active Program Participants	New Clients in the Program this Month	Dropped Out	Total Active Participants
CACCC - Little Rock	Sep-19	8	2	0	8
EACCC - West Memphis	Jul-18	51	27	0	51
NEACCC - Osceola	Dec-21	0	0	0	0
NWACCC - Fayetteville	Sep-19	8	1	0	8
OTVCCC - Malvern	Jul-18	**ended July 2021		0	0
SWACCC - Texarkana	Jul-18	6	5	0	6
Probation / Parole	2018	162	11	0	353
Medically Withdrawn	Closed Unsuccessful	Successful Completion		Total Active	
90	190	165		162	
Total # of Participants Since Program Began					938

Action	Jun-23	Jul-23	Aug-23	Sep-23	Oct-23	Nov-23
Assessments Completed in units	3	42	20	11	9	4
# of Clients Educated in units	391	352	515	403	426	427
# of Clients Released to Supervision	8	12	7	3	2	4
Pre-Release Interviews Completed	10	14	15	15	4	4

Action	Dec-23	Jan-24	Feb-24	Mar-24	Apr-24	May-24
# of Assessments Completed in units	13	13	3	12	11	11
# of Clients Educated in units	400	411	261	514	420	353
# of Clients Released to Supervision	6	4	7	10	7	11
Pre-Release Interviews Completed	8	11	6	14	14	7

COMMUNITY SUPERVISION FEE COLLECTIONS AND WAIVERS - JUNE 2024 – Page 2

	Jun-23	Jul-23	Aug-23	Sep-23	Oct-23	Nov-23	Dec-23	Jan-24	Feb-24	Mar-24	Apr-24	May-24	Jun-24
Area 9 - West Memphis													
Fees Possible	46,865												
Fees Collected	43,888												
% Collected	94%												
% Paying Offenders	53%												
% Employed	71%												
Fees Converted	2,558												
% Converted	5%												
Fees Waived	1,085												
% Waived	2%												
Area 9 - Texarkana													
Fees Possible	97,510	97,650	98,035	97,055	97,930	98,210	99,015	99,540	99,120	99,890	99,505	101,395	101,115
Fees Collected	84,291	88,083	93,186	79,493	79,869	82,768	79,248	86,494	92,282	99,464	83,163	92,306	69,076
% Collected	86%	90%	95%	82%	82%	84%	80%	87%	93%	100%	84%	91%	68%
% Paying Offenders	50%	51%	54%	49%	49%	49%	48%	49%	51%	52%	49%	52%	42%
% Employed	79%	79%	79%	78%	78%	77%	76%	77%	77%	77%	79%	79%	79%
Fees Converted	3,025	5,352	6,634	3,685	6,608	6,567	973	3,701	4,153	2,670	3,606	3,556	4,707
% Converted	3%	5%	7%	4%	7%	7%	1%	4%	4%	3%	4%	4%	5%
Fees Waived	3,290	3,815	3,885	3,710	3,360	3,465	3,255	3,570	3,535	3,465	3,465	3,325	3,220
% Waived	3%	4%	4%	4%	3%	4%	3%	4%	4%	3%	3%	3%	3%
Area 10 - Hot Springs													
Fees Possible	116,935	117,285	117,530	118,160	118,405	120,435	121,100	119,525	119,665	120,505	120,925	122,010	121,625
Fees Collected	108,584	103,919	108,823	105,333	107,769	103,023	106,307	112,207	119,202	120,269	106,228	107,718	91,971
% Collected	93%	89%	93%	89%	91%	86%	88%	94%	100%	100%	88%	88%	76%
% Paying Offenders	55%	53%	55%	54%	55%	52%	54%	56%	57%	56%	54%	54%	47%
% Employed	81%	81%	82%	82%	81%	80%	79%	80%	80%	81%	81%	80%	80%
Fees Converted	2,651	2,560	2,646	4,433	5,448	2,332	3,262	3,795	5,690	3,479	4,417	3,306	3,418
% Converted	2%	2%	2%	4%	5%	2%	3%	3%	5%	3%	4%	3%	3%
Fees Waived	7,560	7,910	7,945	7,735	7,455	7,735	7,385	7,420	7,770	7,630	7,770	7,910	8,435
% Waived	6%	7%	7%	7%	6%	6%	6%	6%	6%	6%	6%	6%	7%
Area 11 - Pine Bluff													
Fees Possible	92,995	102,655	102,970	101,850	102,795	103,880	103,425	101,850	102,795	103,600	102,445	102,900	101,080
Fees Collected	90,170	94,765	94,014	99,478	94,352	92,513	99,464	95,936	103,071	100,271	95,566	97,114	75,643
% Collected	97%	92%	91%	98%	92%	89%	96%	94%	100%	97%	93%	94%	75%
% Paying Offenders	59%	57%	57%	59%	57%	57%	60%	60%	61%	59%	59%	61%	50%
% Employed	78%	78%	77%	77%	77%	76%	75%	75%	75%	76%	76%	76%	76%
Fees Converted	4,587	6,729	4,397	4,538	6,408	4,309	4,835	6,541	4,854	3,922	4,666	4,282	5,512
% Converted	5%	7%	4%	4%	6%	4%	5%	6%	5%	4%	5%	4%	5%
Fees Waived	2,975	3,500	3,465	3,500	3,570	3,570	3,430	3,675	3,710	3,605	3,395	3,395	3,430
% Waived	3%	3%	3%	3%	3%	3%	3%	4%	4%	3%	3%	3%	3%
Grand Total													
Fees Possible	1,164,555	1,170,260	1,180,550	1,196,020	1,209,775	1,215,760	1,219,820	1,218,210	1,218,035	1,220,975	1,222,445	1,226,680	1,221,710
Fees Collected	1,096,490	1,058,100	1,077,002	1,051,257	1,063,520	1,029,013	1,046,598	1,070,311	1,188,489	1,181,653	1,082,812	1,117,967	922,316
% Collected	94%	90%	91%	88%	88%	85%	86%	88%	98%	97%	89%	91%	75%
% Paying Offenders	55%	54%	54%	53%	53%	52%	52%	53%	55%	54%	52%	54%	46%
% Employed	82%	82%	82%	82%	82%	81%	81%	81%	80%	81%	81%	81%	81%
Fees Converted	41,264	41,852	44,921	40,813	48,064	41,808	33,399	42,846	47,234	39,986	38,412	41,547	41,369
% Converted	4%	4%	4%	3%	4%	3%	3%	4%	4%	3%	3%	3%	3%
Fees Waived	39,655	41,300	42,770	49,000	43,155	44,800	43,295	45,430	44,100	45,045	44,415	45,920	47,005
% Waived	3%	4%	4%	4%	4%	4%	4%	4%	4%	4%	4%	4%	4%

- Fees Possible:** The amount of supervision fees that can be collected per active/electronic monitoring supervision status of offenders for that month only. Does not include annual, pre-trial, and SIS.
- Fees Collected:** Actual amount of money collected that can be deposited in Special Revenue fund. Please keep in mind the amount collected could include an offender that pays three months in advance.
- Fees Converted:** Amount not included in Fees Collected. Represents the amount of money lost by conversions. If this money were collected instead of converted, it would be added to Fees Collected.
- Fees Waived:** Amount not included in Fees Collected. Represents the amount of money lost by waivers. If this money were collected instead of waived, it would be added to Fees Collected.

CENTER POPULATIONS - JUNE 2024

AR ACC
REPORT NO. IPTR500 - 18

ARKANSAS DEPARTMENT OF CORRECTION
ACC OPTION
STATEWIDE POPULATION REPORT

PAGE: 1 of 2
PROCESSED: 07/16/2024 10:45 AM
REQUESTOR: Melissa Gibbons (Ashcr

FOR: 07/01/2024

Location:	In Count	Out To:					Total	Capacity	% Capacity
		ORCU Hosp	Other Hosp	Furlough	Court				
Central AR CCC - Males/ Sanction Males*	1	0	0	0	0	1	0		
Central AR CCC - Males/Males	154	0	0	0	0	154	150		
Central AR CCC - Males Total	155	0	0	0	0	155	150	103.3%	
East Central AR CCC/Females	335	0	1	0	1	337	362		
East Central AR CCC Supervision Sanction-Female/90 Day PV in CCC Females	27	0	0	0	0	27	0		
East Central AR CCC Supervision Sanction-Female/Females	80	0	0	0	2	82	88		
East Central AR CCC Total	442	0	1	0	3	446	450	99.1%	
NE AR CCC - Drug Treatment/Males	21	0	0	0	0	21	25		
NE AR CCC/Males	224	0	0	0	1	225	215		
NE AR CCC Total	245	0	0	0	1	246	240	102.5%	
NW AR CCC/Females	63	0	0	0	0	63	114		
NW AR CCC Total	63	0	0	0	0	63	114	55.3%	
Omega Supervision Sanction Center/90 Day PV in CCC Males	224	0	0	0	0	224	0		
Omega Supervision Sanction Center/Males	113	0	0	0	11	124	300		
Omega Supervision Sanction Center Total	337	0	0	0	11	348	300	116.0%	
SW AR CCC/Males	424	0	0	0	3	427	440		
SW AR Supervision Sanction Center/Males	53	0	0	0	1	54	100		
SW AR CCC Total	477	0	0	0	4	481	540	89.1%	
In Transit Count:	0								
TOTALS - UNIT COUNT	1,719	0	1	0	19	1,739			
					Male	1,230	1,230	100.0%	
					Female	509	564	90.2%	
					Total	1,739	1,794	96.9%	
County Jail Backup SSP/Females Total	15	0	0	0	0	15			
County Jail Backup SSP/Males Total	80	0	0	0	0	80			
County Jail Backup/Females Total	30	0	0	0	0	30			
County Jail Backup/Males Total	89	0	0	0	0	89			
TOTAL - NONAGENCY	214	0	0	0	0	214			
					Male	169			
					Female	45			
					Total	214			
Re-Entry Act 146 Total	153	0	0	0	0	153	205	74.6%	
GRAND TOTAL	2,086	0	1	0	19	2,106			

RESIDENTIAL CENTERS STATISTICS AT A GLANCE - JUNE 2024

Resident Admissions:

CAC: 46
 ECAC: 85
 NEAC: 41
 OMEGA: 68
 SWAC: 72

Resident Releases:

CAC: 15
 ECAC: 103
 NEAC: 35
 NWAC: 23
 OMEGA: 41
 SWAC: 100

Affordable Healthcare Enrollment:

CAC: 15
 ECAC: 96
 NEAC: 36
 NWAC: 7
 OMEGA: 58
 SWAC: 100

Wage Class Enrollment:

CAC: 9
 SWAC: 13

Shorter College Enrollment:

CAC: 29
 ECAC: 84
 NEAC: 3
 NWAC: 5
 SWAC: 63

Henderson State University Enrollment:

OMEGA: 22
 SWAC: 124

Successful Completions:

CAC: 15
 ECAC: 41
 NEAC: 22
 NWAC: 9
 OMEGA: 40
 SWAC: 44

Exodus Enrollment:

CAC: 54

Good Grid Enrollment

CAC: 17
 ECAC: 9
 NEAC: 32
 OMEGA: 20
 SWAC: 78

Photo IDs Issued:

CAC: 10
 ECAC: 11
 NEAC: 5
 NWAC: 2
 OMEGA: 29
 SWAC: 16

Drivers Licenses Obtained:

CAC: 3
 ECAC: 1
 NEAC: 6
 NWAC: 6
 OMEGA: 6
 SWAC: 4

Brith Certificates:

ECAC: 2
 NEAC: 1
 SWAC: 1

MAT Participants:

CAC: 9
 ECAC: 50
 NWAC: 3
 SWAC: 9

MAT Discharged:

CAC: 2
 ECAC: 9

Reformers Anonymous:

SWAC: 60

Life Recovery:

OMEGA: 31
 SWAC: 91

Victim Impact Panel:

CAC: 8

Number of Volunteers:

CAC: 62
 ECAC: 117
 NEAC: 55
 NWAC: 102
 OMEGA: 16
 SWAC: 121

Number of Volunteer Hours:

CAC: 356
 ECAC: 307
 NEAC: 199
 NWAC: 287
 OMEGA: 44
 SWAC: 716

GED Enrollment:

CAC: 21
 SWAC: 84

GED Completed:

SWAC: 4

AA/NA Attendance:

CAC: 146
 ECAC: 393
 NEAC: 40
 NWAC: 15
 OMEGA: 108
 SWAC: 55

Celebrate Recovery Attendance:

CAC: 27
 NEAC: 32
 SWAC: 188

Social Security Cards:

CAC: 8
 ECAC: 27
 NEAC: 10
 NWAC: 5
 SWAC: 29

ServSafe:

NWAC: 9

I.C.E.V.:

SWAC: 20

COMMUNITY SUPERVISION POPULATION

Active:

Includes current status of Active, Abscond and Electronic Monitoring

Inactive:

Includes current status of Non Reporting, Unsupervised, SIS
(Suspended Imposition of Sentence), Incarcerated and Out to Other State

Area #	AREA	Active (including Abscond)	Inactive	TOTAL
Area 1	Fayetteville	6,998	3,423	10,421
Area 2	Mountain Home	3,335	911	4,246
Area 3	Searcy	4,516	1,450	5,966
Area 4	Jonesboro	4,475	2,517	6,992
Area 5	Fort Smith	3,955	4,259	8,214
Area 6	Conway	3,320	1,202	4,522
Area 7	Little Rock-Probation	4,538	1,426	5,964
Area 8	Little Rock-Parole	3,600	660	4,260
Area 9	Texarkana	4,049	1,564	5,613
Area 10	Hot Springs	5,137	1,031	6,168
Area 11	Pine Bluff	4,488	934	5,422
ISC	C.O. Interstate Compact	2	1,835	1,837
	Statewide Totals by Status	48,413	21,212	69,625

COMMUNITY SUPERVISION POPULATION

Statewide Totals by Current Supervision Status as of - June 2024

AREA	Active (including Abscond)	Electronic Monitoring (Direct)	Absconded	Inactive			Suspnd Imposition of Snt (SIS)	OVERALL TOTALS PER AREA	
	Active (Direct Supv)			Incarcerated	Non-Reporting	Out to Other State			Unsupervised
Fayetteville	5,229	38	1,731	619	525	763	364	1,152	10,421
Mountain Home	2,878	18	439	185	149	187	66	324	4,246
Searcy	3,608	5	903	284	186	229	157	594	5,966
Jonesboro	3,409	19	1,047	273	328	194	117	1,605	6,992
Fort Smith	3,255	25	675	191	291	118	154	3,505	8,214
Conway	2,785	9	526	251	169	107	44	631	4,522
Little Rock-Probation	3,888	16	634	270	631	78	16	431	5,964
Little Rock-Parole	2,457	87	1,056	135	232		138	155	4,260
Texarkana	3,057	31	961	311	283	311	97	562	5,613
Hot Springs	3,837	30	1,270	254	192	95	157	333	6,168
Pine Bluff	3,199	28	1,261	247	124	61	142	360	5,422
C.O. Interstate Compact			2	4	77	1,754			1,837
Statewide Totals by Current Supervision Status	37,602	306	10,505	3,024	3,187	3,897	1,452	9,652	69,625

<i>Offender Count Active Excluding Absconders</i>
37,908

Explanation for “Current Supervision Status”

Active Supervision:

Offender is currently on Active/Direct Supervision Status.

Electronic Monitoring:

Offender is currently on an Electronic Monitor.

Incarcerated:

Offender is currently incarcerated including the following:

- Parole Holds (in state and out-of-state)
- ACT 570 Holds
- County Jail (including possible new charges—felony or misdemeanors—or serving commitments for traffic fines, court commitments, etc).

Non Reporting:

Drug Court offender currently in a Community Correction Center for sanction or court commitment, on detainer (federal or ICE hold), out-of-state, in CCC Residential Treatment, nursing home, hospital, or Arkansas State Hospital.

Out-To-Other-State:

Offender supervised out of Arkansas through Interstate Compact.

Unsupervised:

Parolee whose earned Good Time has met the requirements for unsupervised parole, probationers who received Unsupervised Sentence (e.g., five-year probation sentence specified as 3 years supervised and an additional 2 years unsupervised probation; or an unsupervised probation sentence which is common for misdemeanor offenses (e.g., 1 year unsupervised probation term).

Suspended Imposition of Sentence (SIS):

Offender received a suspended term of supervision.

COMMUNITY SUPERVISION RISK LEVELS

Statewide Risk Levels by Caseload Types as of June 30, 2024

CURRENT RISK LEVELS	Parole	Probation	Drug Court	Hope Court	Mental Health Court	Veterans Court	Swift Courts	Pre Adjudicated	Pre Trial/ Drug Court	Pre Trial/ Pre-Adjudicated	Pre Trial/ Regular	Pre Trial/ Veterans Court	Suspended	Ext Sex Offender Supv	Totals
Maximum	2,330	1,542	160	3		17							318	1	4,371
Medium	8,756	11,895	1,012	28	8	52	2	1	4	19	8		1,541	2	23,328
Minimum	6,483	17,339	568	9	8	33	2	7	7	54	9	1	1,476		25,996
Annual Reporting	2,240	1,251	4										174		3,669
Unassigned	2,891	2,926	58	1		2			7	1	8		6,367		12,261
Sum:	22,700	34,953	1,802	41	16	104	4	8	18	74	25	1	9,876	3	69,625

CURRENT RISK LEVELS ASSIGNED EXPLANATION:

- Maximum- last risk level score as "High"
- Medium- last risk level score as "Medium"
- Minimum- last risk level score as "Low"
- Annual- identifies offenders that are supervised Annual Reporting
- Unassigned- no ARORA has been completed or offender is currently supervised as "Unsupervised" where the risk level was changed to unassigned

Statewide Risk Levels by Caseload Supervision Status as of June 30, 2024

RISK LEVELS BY CURRENT SUPERVISION STATUS	Maximum	Medium	Minimum	Annual Reporting	Unassigned	Sum:
Active (Direct Supv)	1,859	13,628	18,662	2,929	524	37,602
Electronic Monitoring (Direct)	87	200	17	2		306
Absconded	1,252	4,681	2,698	70	1,804	10,505
Incarcerated	389	1,281	613	7	734	3,024
Non-Reporting	325	1,076	673	11	1,102	3,187
Out to Other State	139	815	1,473	44	1,426	3,897
Unsupervised	14	146	407	432	453	1,452
Suspnd Imposition of Snt (SIS)	306	1,501	1,453	174	6,218	9,652
Sum:	4,371	23,328	25,996	3,669	12,261	69,625

COMMUNITY SUPERVISION GAINS AND LOSSES - JUNE 2024

Supervision Events		Parole	Probation	Pre-Trial	Suspended	Sum:
Total Gains	Intakes	665	715	20	184	1,584
	Sanction Release from SSP	126	6			132
	Total Gains					1,716
Total Losses	Revocations/or New ADC or CCC Sentence	321	257		28	606
	Sanction Incarceration SSP	136	10			146
	Terminations	207	507	14	182	910
	Total Losses					1,662

SRT TASK FORCE REPORT - JUNE 2024

ARRESTS:	
Absconders	45
Active Supervision	34
Collateral Arrests	103
SRT Total:	33
Task Force Total:	149

SRT Plus Task Force Total:	182
Felony Charges	240
Misdemeanor Charges	50
Traffic Charges	15
Narcotics Arrests	52

CONFISCATIONS:	
Marijuana	4,888.3 grams
Meth	31,845.2 grams
Cocaine	88.8 grams
Fentanyl	208.5 grams
Prescription Pills	48 pills
Handguns	16
Rifles	0
Recovered Auto	0
Drug Paraphernalia	202 items
Currency Seized	\$11,338.00

COMMUNITY SUPERVISION - COMMUNITY SERVICE - JUNE 2024

AREAS	CITIES WITHIN AREA	NUMBER OF PARTICIPANTS	COMMUNITY SERVICE	LITTER CREW	COUNTY WORKS	MONTHLY TOTAL
1	Bentonville, Fayetteville, Huntsville	60	598.30	0.00	0.00	598.30
2	Harrison, Mountain Home, Salem, Mountain View, Berryville	84	1,385.00	0.00	0.00	1,385.00
3	Searcy, Newport, Walnut Ridge, Ash Flat, Heber Springs, Batesville, Pocahontas, Lonoke	68	1,265.81	0.00	0.00	1,265.81
4	Jonesboro, Paragould, Osceola	76	591.95	0.00	0.00	591.95
5	Fort Smith, Booneville, Clarksville, Ozark, Mena	72	618.95	0.00	0.00	618.95
6	Conway, Russellville, Morrilton, Danville	45	522.42	0.00	0.00	522.42
7	Little Rock	10	291.00	0.00	0.00	291.00
8	Little Rock, North Little Rock	25	296.00	0.00	0.00	296.00
9	Texarkana, Ashdown, Hope, Lewisville, Nashville, Magnolia	69	607.90	0.00	0.00	607.90
10	Malvern, Benton, Sheridan, Arkadelphia, Hot Springs, Benton, Camden, Fordyce	78	874.50	0.00	0.00	874.50
11	Pine Bluff, Stuttgart, Monticello, El Dorado, Crossett	72	789.08	0.00	0.00	789.08
TOTAL		659	7,840.91	0.00	0.00	7,840.91

COMMUNITY SUPERVISION - STATEWIDE SEARCH AND SEIZURE - JUNE 2024

Community Supervision Search and Seizure Confiscations FY2024													
	July	August	September	October	November	December	January	February	March	April	May	June	Totals
Illegal Drugs are listed in grams (Marijuana is listed in LBS)													
Marijuana /LBS								0.7	3.8	0.1	2.6	0.2	7.4
Meth / g							5.0	3,845.2	40.7	2,269.5	265.1	14.3	6,439.8
Cocaine / g								249.6				1.0	250.6
Crack Cocaine/ g								41.6					41.6
Prescription Pills									465.0	4.0	23.0		492.0
Xanax Bars								5.0			5.0		10.0
Ecstasy/MDMA								5.6					5.6
Heroin / g													0.0
Fentanyl / g								30.2	0.4	2	4.5		37.1
Fentanyl Pills								33.0	3.0	30.0			66.0
LSD Stamps													0.0
DMT													0.0
Mushrooms (Oz)										1.0	1.0		2.0
Firearms													
Handguns								11	1	10	8	14	44
Rifles							1	9		30	4	16	60
Shotguns								3	2	5	3	6	19
Explosives								11		4			15
Total Firearms													138
Currency													
Currency								67,354.00			\$3,575.00		\$70,929.00

COMMUNITY SUPERVISION REVOCATIONS

Revocation Events By Supervision Types and Area June 2024

Area	Supervision Type	Revoked (Sent to ADC)	Revoked (Sent to CCC)	Revoked (Other)	New ADC/ CCC Sentence
Area 1-Fayetteville	Parole	23			4
Area 2-Mountain Home		16	1		2
Area 3-Searcy		33			3
Area 4-Jonesboro		24	1		7
Area 5-Fort Smith		29			14
Area 6-Conway		16			6
Area 8-Little Rock		46			4
Area 10-Hot Springs		32			4
Area 11-Pine Bluff		30			2
Area 12-Texarkana		10			14
Total by Supervision Type	Parole	259	2		60
Area 1-Fayetteville	Probation	7	3	27	6
Area 2-Mountain Home		5	3	2	2
Area 3-Searcy		9	8	7	4
Area 4-Jonesboro		11	9	10	18
Area 5-Fort Smith		9			4
Area 6-Conway		9	1	1	4
Area 7-Little Rock		5		30	2
Area 10-Hot Springs			1	14	3
Area 11-Pine Bluff		9	3	7	1
Area 12-Texarkana		18	2	2	1
Total by Supervision Type	Probation	82	30	100	45
Area 1-Fayetteville	Suspended				2
Area 3-Searcy			1	1	
Area 4-Jonesboro					3
Area 5-Fort Smith		2		1	9
Area 6-Conway					2
Area 10-Hot Springs					1
Area 11-Pine Bluff					1
Area 12-Texarkana		3			2
Total by Supervision Type	Suspended	5	1	2	20
TOTAL BY SUPERVISION EVENT		346	33	102	125

REVOCATION HEARINGS

Parole Revocation Hearings and Outcomes June 2024

Hearing Outcome	Laws and Technical	Laws Only	Technical Only	Total By Hearing Outcome
Administrative Revocation		57		57
Reinstate	12	8	2	22
Revoked	13	4	1	18
Waived	189	32	8	229
Total By Violation Type	214	101	11	326

Note: Excludes SSP Sanction Hearings

ACT 1029 HEARINGS HELD	Total
Revoked	5
Waived	6
Total # ACT 1029 Hearings	11

SUPERVISION SANCTIONS

Supervision Sanction Hearings and Waivers

06/01/2024 - 06/30/2024

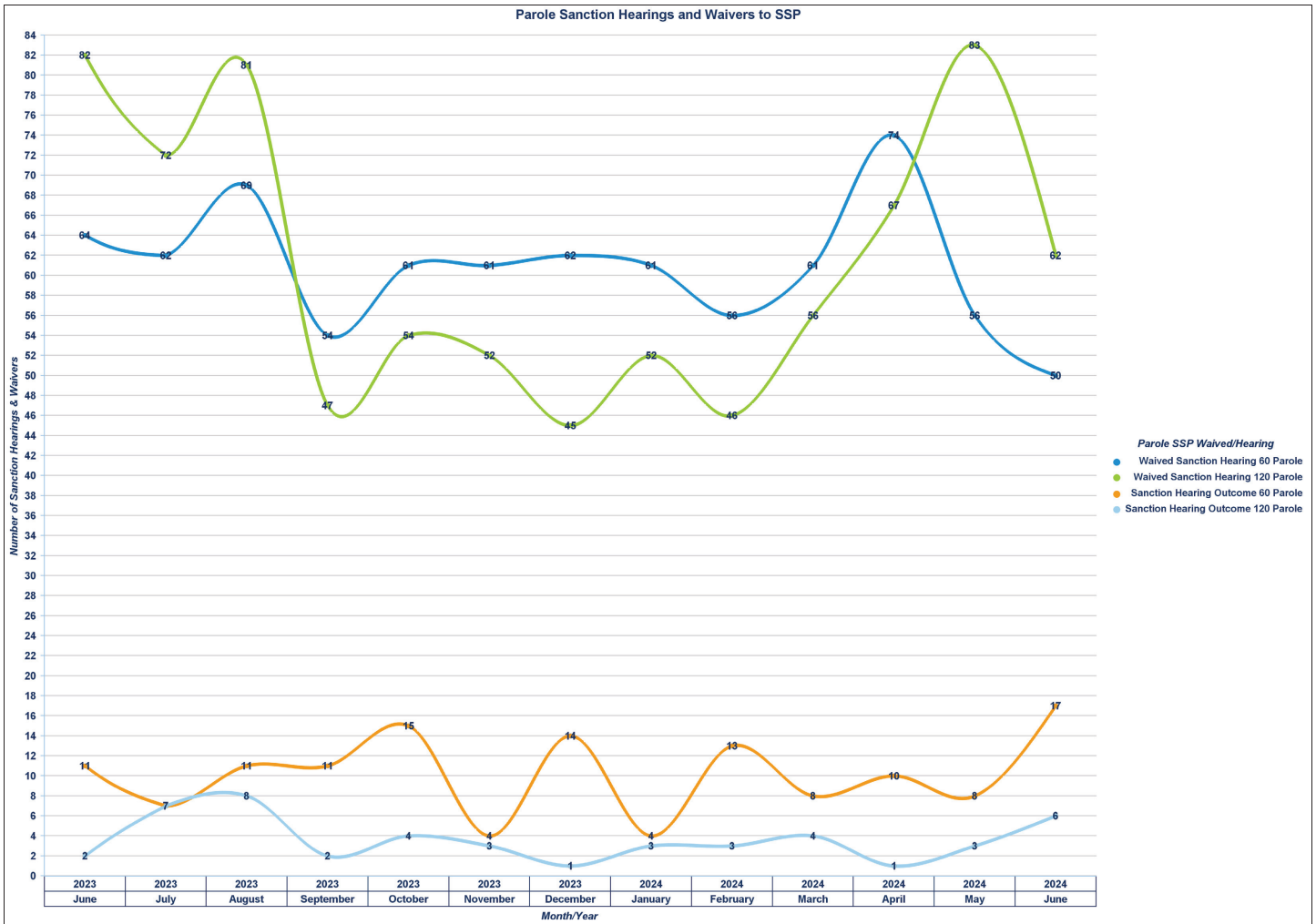
Sanction Hearing Outcome	Sanction Hearing Type	Parole	Probation	Sum:
Sanction Hearing Outcome 60 Parole	Sanction Hearing	17		17
Sanction Hearing Outcome 120 Parole		6		6
Totals:	Sanction Hearing	23		23

Waived Sanction Hearing 60 Parole	Waived Sanction Hearing	50		50
Waived Sanction Hearing 90 Probation			8	8
Waived Sanction Hearing 120 Parole		62		62
Waived Sanction Hearing 180 Probation			2	2
Totals:	Waived Sanction Hearing	112	10	122

	Overall Totals:	135	10	145
--	------------------------	------------	-----------	------------

Note: SSP lengths for parolees only were changed in July 2021.

PAROLE SANCTION HEARINGS AND WAIVERS TO SSP



COMMUNITY SUPERVISION DRUG TESTING

**Regular Probation and Parole
Positive Tests During June 2024**

Offender Urine Tests Administered this Period: 7,587
Number of Offenders Testing Positive: 2,545

Drug Tested	Count
THC/Marijuana	1,566
Methamphetamines	1,388
Amphetamines	876
Cocaine	147
Benzodiazepines	116
Ethyl Glucuronide/Alcohol	71
Ecstasy (MDMA)	61
Alcohol	55
Heroin/Opiates	42
Oxycodone	41
Fentanyl	31
Buprenorphine (Suboxone)	29
Methadone	20
Barbiturates	18
Propoxyphene	14
Morphine	10
Tramadol	10
Methadone Metabolite	9
Hydrocodone	6
PCP	4
Speed	4
Creatinine	3
K2 (SPICE)	3
Other Hallucinogens	3
Cotinine (Nicotine)	2
Crack	2
Heroin	2
Kratom	2
Prescription Abuse	2
Inhalants	1
LSD	1
Methaqualone	1
Nicotine	1
Opiates	1
pH	1
Total	4,543

**Drug Courts
Positive Tests During June 2024**

Offender Urine Tests Administered this Period: 7,192
Number of Offenders Testing Positive: 302

Drug Tested	Count
Buprenorphine (Suboxone)	446
THC/Marijuana	324
Methamphetamines	263
Amphetamines	238
Ethyl Glucuronide/Alcohol	78
Benzodiazepines	70
Methadone	57
Ecstasy (MDMA)	56
Oxycodone	37
Fentanyl	30
Heroin/Opiates	28
Cocaine	26
Tramadol	21
Barbiturates	18
Propoxyphene	18
Morphine	11
K2 (SPICE)	5
Kratom	4
Creatinine	2
Alcohol	1
Heroin	1
Hydrocodone	1
Total	1,735

**Specialty Courts
Positive Tests During June 2024**

Offender Urine Tests Administered this Period: 201
Number of Offenders Testing Positive: 21

Drug Tested	Count
THC/Marijuana	22
Methamphetamines	14
Amphetamines	10
Ethyl Glucuronide/Alcohol	2
Tramadol	2
Benzodiazepines	1
Buprenorphine (Suboxone)	1
Cocaine	1
Ecstasy (MDMA)	1
Total	54

