



# DIVISION OF COMMUNITY CORRECTION BOARD REPORT

July 2023

Jerry Bradshaw  
Director



## FROM THE DIRECTOR:

### COMMUNITY EFFORTS

ACC Community Supervision staff hosted the American Correctional Association (ACA) reaccreditation audit and earned scores of 100% on Mandatory and Non-Mandatory Standards/Best Practices! The auditors were impressed with how well staff communicated and worked together; how well organized the offices were; and how welcome everyone had been!

### COMMUNITY SUPERVISION AREA HIGHLIGHTS:

#### AREA 2

On June 7, agents conducted a home visit of an offender's residence. Agents were told the offender did not reside there but were given directions to the residence where he had been staying. Upon arriving at the location, a compliance check was conducted in the common areas of the residence that yielded multiple items of drug paraphernalia, meth, and several assorted pills separated into small plastic bags.. The offender was taken into custody by Baxter County Sheriff's Department and has pending charges.

On June 21, agents assisted in a home visit of an offender's residence. While the offender was not present at the time of the visit, the offender's spouse allowed officers to enter the residence for a compliance check.

Two minor children were present at the residence. The compliance

check yielded several items of drug paraphernalia in the master bedroom where one of the minor children was asleep. A locked safe was found and opened.

The contents included meth, marijuana, additional items of drug paraphernalia and an LG cellphone. All evidence was collected by the Drug Task Force and IZARD County Sheriff's Department. The Department of Human Services was contacted and responded to the scene due to the minor children in the residence.

Agents and Investigators with the IZARD County Sheriff's Office conducted a search of an offender's residence due to information that stolen firearms were present. Officers were given consent to search the property and found numerous stolen firearms, which were not secured in any way. It was determined that another offender had been living at the residence. Neither offender was present at the time. Charges are forthcoming. One offender is still at large and believed to be in possession of a stolen handgun and stolen AR-15 style rifle.

#### AREA 3

On June 21, Searcy and Heber Springs Offices hosted the American Correctional Association (ACA) audit receiving a score of 100% on mandatory standards and 100% on non-mandatory standards.

#### AREA 8

On June 23, ISP Agents received information that an offender was involved in distributing illegal narcotics. The offender was detained at the probation office and pat searched for contraband. Agents questioned him about his transportation to the office, and he reported being dropped off by his wife. The offender was transported to his reported address where his wife said he drove to the

**AREA HIGHLIGHTS, continued:**

office in white Toyota Corolla with his nephew. The offender's room was searched, and no contraband was found. Officers made contact with the nephew in the parking lot of the probation office, and the vehicle was searched. Multiple THC items were located in a bag under the driver's seat. Three boxes of exotic candy containing mushrooms and THC were also found. All evidence was turned over to Little Rock Police Department.

**AREA 11**

On June 13, an offender arrived for her office visit as scheduled. A drug screening was conducted which tested positive for marijuana, amphetamines and meth. The offender asked an Agent if he had heard about the One Stop in Rison, where she worked, being burned. The offender gave in-depth details regarding the break-in and vandalism, including that the safe's keypad melted its door opened and cameras were taken. The agent, knowing that safes do not open because of a fire melting the keypad, became suspicious that she may have been involved. The agent advised her a home visit/search was going to be conducted due to the positive drug screen. The offender's phone was temporarily confiscated so she would not be able to call or text to warn anyone of Agents conducting a home search. During the search, a bag of marijuana, a grinder with marijuana in it, and a bong were found. In a drawer next to the kitchen table, a glass methamphetamine pipe was located. An investigator with Cleveland County Sheriff's Office was advised of the contraband that was found. The investigator said the offender was a suspect in the burning and burglary of the One Stop gas station and that there was a search warrant for her phone. He asked Agents to collect the evidence and transport her and it to the Sheriff's Department. The offender was questioned and charged with arson, burglary, theft and possession of drug paraphernalia. The offender was transported to the Lincoln County Jail. A supplemental violation report was submitted to the Cleveland county prosecutor's office.

**AREA 12**

On Wednesday, June 21, the Texarkana Barber College came to the supervision office and provided

free hair cuts to probationers and parolees.

**SEX OFFENDER SERVICES**

June 13-15, Sex Offender Services Area Manager Jennifer Dean Jordan, sponsored by Arkansas State Police Arkansas Internet Crimes Against Children, represented ACC at the 2023 National Law Enforcement Training on Child Exploitation in Atlanta, Georgia. This training event was designed to expand the knowledge base and enhance efforts of law enforcement and prosecutors by providing specialized training focused on technology-facilitated crimes against children. There were over 150 speakers and vendors. Jordan Detection K9 was of special interest to Dean. Arkansas Attorney General Tim Griffin recently added K9 Officer Lucy and her handler, Special Agent Amber Kalmer, to the Special Investigations Division. Lucy is highly trained and effective Electronic Storage Detection K9 and is the only one in Arkansas at this time. SID Investigator Kalmer and K9 Lucy recently assisted ACC during a Sex Offender Compliance Operation resulting in an offender arrest for Possession of Child Pornography.

**RESIDENTIAL SERVICES:****EAST CENTRAL ARKANSAS  
COMMUNITY CORRECTION CENTER  
(EACCC)**

ECC implemented a Main Line to reduce the need for RFIs and for staff to be more engaged with the residents.

**TREATMENT:****PROGRAM SUMMARY**

1,635 probationers and parolees were served in the general Substance Use Disorder Treatment programs. Another 1,642 participants were served in the Drug Court Treatment programs, bringing the total served to 3,277 for the month.

A total of 799 residents have agreed to participate in Medication-Assisted Treatment (MAT) since the

program started in July 2018. A total of 476 were discharged with follow up in the community in progress and 133 have completed the program. Partnerships are in effect with 80 community providers to continue MAT upon release from an ACC center. Division of Behavioral Health approved request for reallocation of grant fund savings to purchase additional Vivitrol.

In June, there were 35 active participants in the Telehealth program implemented in January 2023. Treatment Court Teams across the state attended RISE23 Conference in Houston with over 22 hours of training opportunities. National Association of Drug Court Professionals (NADCP) who sponsors the annual conference officially announced name change to AllRise at the Conference.

**General Treatment Program Summary**

(Non-Drug Court):	Number of Participants
Substance Use Disorder Treatment	1,160
Case Management	104
Continuing Care	282
Domestic Violence Prevention	25
Life Skills	100
Tobacco Use Treatment	0

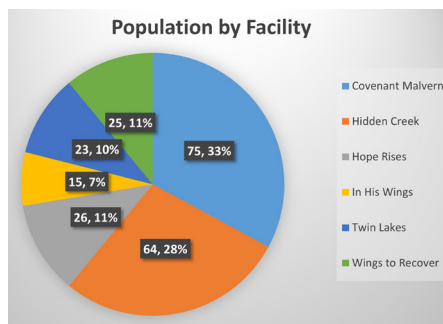
**OTHER PROJECTS:**

Treatment supervisors reported combined 313 hours of direct clinical supervision with Treatment staff in 37 ACC locations.

**REENTRY PROGRAM:**

**REENTRY FACILITIES:**

As of June 31, ACC had six licensed Reentry Facilities with 228 total residents in Phases I-IV of the Reentry program. Since the program began, a total of 2,903 individuals have successfully completed and graduated from the program. There was a total of 13 reentry graduates during the month.



During the month, 59 new residents were transferred into the Reentry program, 8 residents started the

Career Readiness Certificate program and 4 residents completed the program. A total of 18 Reentry Facility residents received their driver's license, 31 received an ID card, 15 received their Social Security card and 18 received birth certificates.

**REENTRY OFFICERS:**

In June, 151 Reentry residents were reported to be employed and 55 residents were reported to be ineligible for employment at this time. Reentry Officers reported two education referrals, which resulted in enrollments.

Reentry Officers conducted 185 reentry facility office visits, 81 Phase IV office visits, 20 Phase IV home visits and 45 pre-parole plan verifications. Reentry Officers made 25 community contacts within their assigned area during the month and conducted 25 office visits in their area.

**TRANSITIONAL HOUSING:**

There are 20 licensed vendor facilities with 593 beds (509 ACC-funded) in the facilities.

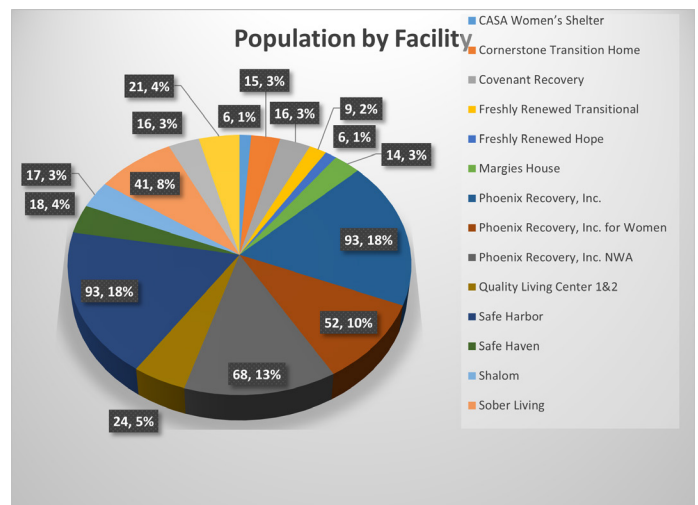
Within the transitional facilities, there are 297 residents who have obtained full-time employment.

In June, 341 residents who previously received their GED or high school diploma.

During the month, there were 48 registered sex offenders living in transitional facilities.

A total of 27 residents received their driver's license, 134 received an ID card, 137 received their Social Security card and 18 received birth certificates.

A total of 69 residents graduated from the Transitional Housing program, 46 absconded and 35 were dismissed.



## SUPPLEMENTAL REPORTS

## MEDICATION-ASSISTED TREATMENT PROGRAM (MAT) REPORT - JUNE 2023

Locations:	MAT Start Dates	Active Program Participants	New Clients in the Program this Month	Dropped Out	Total Active Participants
CACCC - Little Rock	Sep-19	6	3	1	9
EACCC - West Memphis	Jul-18	23	0	0	23
NEACCC - Osceola	Dec-21	3	0	1	3
NWACCC - Fayetteville	Sep-19	2	0	1	2
OTVCCC - Malvern	Jul-18	**ended July 2021		0	0
SWACCC - Texarkana	Jul-18	12	0	1	12
Probation / Parole	2018	56	3	3	56
Medically Withdrawn	Closed Unsuccessful		Successful Completion	Total Active	
82	162		133	132	
Total # of Participants Since Program Began				799	

Action	Jul-22	Aug-22	Sep-22	Oct-22	Nov-22	Dec-22
Assessments Completed in units	6	19	24	15	7	7
# of Clients Educated in units	451	377	639	592	526	444
# of Clients Released to Supervision	8	9	12	6	10	6
Pre-Release Interviews Completed	10	13	10	13	11	6

Action	Jan-23	Feb-23	Mar-23	Apr-23	May-23	Jun-23
# of Assessments Completed in units	14	14	8	6	10	3
# of Clients Educated in units	418	537	638	626	669	391
# of Clients Released to Supervision	14	17	14	11	10	8
Pre-Release Interviews Completed	19	19	9	15	12	10

COMMUNITY SUPERVISION FEE COLLECTIONS AND WAIVERS - JUNE 2023 – [Page 1 of 2]

	Jun-22	Jul-22	Aug-22	Sep-22	Oct-22	Nov-22	Dec-22	Jan-23	Feb-23	Mar-23	Apr-23	May-23	Jun-23
<b>Area 1 - Fayetteville</b>													
Fees Possible	161,665	161,385	161,210	162,400	162,330	161,420	161,910	161,910	161,665	161,630	162,295	162,855	162,295
Fees Collected	147,363	143,051	159,516	147,952	150,795	143,292	146,378	158,297	153,759	179,446	143,289	145,384	163,293
% Collected	91%	89%	99%	91%	93%	89%	90%	98%	95%	111%	88%	89%	101%
% Paying Offenders	53%	51%	56%	53%	55%	52%	53%	56%	55%	60%	52%	52%	56%
% Employed	88%	89%	89%	89%	90%	90%	89%	89%	88%	89%	89%	89%	88%
Fees Converted	6,446	3,396	2,987	2,937	4,471	3,916	4,109	5,117	6,430	6,166	4,527	4,888	5,781
% Converted	4%	2%	2%	2%	3%	2%	3%	3%	4%	4%	3%	3%	4%
Fees Waived	2,660	2,905	3,080	3,325	3,990	3,815	3,780	3,920	3,920	3,745	4,305	3,990	3,885
% Waived	2%	2%	2%	2%	2%	2%	2%	2%	2%	2%	3%	2%	2%
<b>Area 2 - Mountain Home</b>													
Fees Possible	69,790	70,315	70,490	70,700	71,505	71,610	71,330	70,595	71,645	72,625	73,850	72,800	72,590
Fees Collected	70,237	64,500	71,664	63,232	77,167	69,465	70,240	70,606	71,303	82,208	65,462	68,280	72,555
% Collected	101%	92%	102%	89%	108%	97%	98%	100%	100%	113%	89%	94%	100%
% Paying Offenders	58%	56%	60%	57%	62%	60%	61%	63%	60%	65%	57%	59%	62%
% Employed	90%	90%	89%	89%	90%	90%	89%	88%	89%	86%	87%	88%	88%
Fees Converted	1,114	756	215	165	655	402	-	355	740	517	407	303	594
% Converted	2%	1%	0%	0%	1%	1%	0%	1%	1%	1%	1%	0%	1%
Fees Waived	490	665	560	420	490	560	525	560	560	595	420	420	420
% Waived	1%	1%	1%	1%	1%	1%	1%	1%	1%	1%	1%	1%	1%
<b>Area 3 - Searcy</b>													
Fees Possible	114,415	114,275	113,925	115,815	116,445	115,850	115,990	116,375	116,270	117,285	118,440	118,475	117,460
Fees Collected	109,922	106,257	112,820	108,919	109,884	105,664	106,786	114,056	116,417	120,008	105,505	106,137	111,162
% Collected	96%	93%	99%	94%	94%	91%	92%	98%	100%	102%	89%	90%	95%
% Paying Offenders	55%	54%	57%	55%	56%	55%	55%	58%	58%	58%	53%	54%	56%
% Employed	81%	81%	80%	81%	82%	82%	81%	80%	81%	81%	82%	82%	82%
Fees Converted	2,173	2,563	4,031	3,034	2,349	2,195	3,099	3,427	3,424	2,786	2,062	2,263	3,762
% Converted	2%	2%	4%	3%	2%	2%	3%	3%	3%	2%	2%	2%	3%
Fees Waived	2,835	3,045	2,905	3,045	3,220	3,115	2,975	3,045	2,940	3,430	3,290	3,220	3,185
% Waived	2%	3%	3%	3%	3%	3%	3%	3%	3%	3%	3%	3%	3%
<b>Area 4 - Jonesboro</b>													
Fees Possible	103,425	101,920	101,465	100,800	100,065	99,995	100,310	100,625	101,325	100,940	99,120	99,015	98,175
Fees Collected	88,104	80,584	90,824	89,496	93,105	79,770	84,590	89,445	96,762	99,013	79,836	85,339	89,901
% Collected	85%	79%	90%	89%	93%	80%	84%	89%	95%	98%	81%	86%	92%
% Paying Offenders	48%	47%	51%	52%	53%	49%	51%	54%	55%	56%	50%	50%	54%
% Employed	82%	82%	82%	81%	81%	80%	79%	79%	80%	79%	79%	80%	82%
Fees Converted	6,716	2,990	5,610	4,488	5,813	7,357	7,664	4,681	6,780	4,761	5,693	2,816	7,150
% Converted	6%	3%	6%	4%	6%	7%	8%	5%	7%	5%	6%	3%	7%
Fees Waived	5,740	6,020	5,565	6,055	6,195	6,020	6,230	6,125	6,125	6,195	6,545	6,090	6,020
% Waived	6%	6%	5%	6%	6%	6%	6%	6%	6%	6%	7%	6%	6%
<b>Area 5 - Fort Smith</b>													
Fees Possible	102,795	101,535	101,570	101,850	101,150	102,865	103,530	103,670	103,705	104,545	106,155	106,715	106,295
Fees Collected	91,406	84,363	97,906	89,636	87,938	93,525	89,813	102,668	100,568	112,709	89,684	85,425	100,919
% Collected	89%	83%	96%	88%	87%	91%	87%	99%	97%	108%	84%	80%	95%
% Paying Offenders	52%	49%	55%	53%	52%	53%	52%	55%	54%	59%	50%	48%	55%
% Employed	82%	82%	83%	83%	83%	82%	83%	82%	83%	82%	82%	82%	83%
Fees Converted	6,371	4,158	7,067	3,124	6,070	3,303	5,247	3,129	5,221	4,730	3,135	2,637	4,611
% Converted	6%	4%	7%	3%	6%	3%	5%	3%	5%	5%	3%	2%	4%
<b>Area 6 - Conway</b>													
Fees Possible	92,435	91,735	90,825	90,685	90,825	90,580	90,370	90,195	91,280	88,935	88,445	88,270	89,320
Fees Collected	87,266	77,790	88,593	83,824	87,869	85,177	85,094	89,295	86,146	102,762	80,818	81,070	82,430
% Collected	94%	85%	98%	92%	97%	94%	94%	99%	94%	116%	91%	92%	92%
% Paying Offenders	57%	52%	57%	55%	57%	56%	58%	60%	56%	65%	57%	58%	58%
% Employed	82%	81%	82%	83%	83%	82%	82%	80%	81%	81%	81%	82%	80%
Fees Converted	1,721	1,881	1,970	1,765	1,840	2,817	2,026	3,499	3,104	2,037	2,525	1,741	2,102
% Converted	2%	2%	2%	2%	2%	3%	2%	4%	3%	2%	3%	2%	2%
Fees Waived	1,645	1,645	1,750	1,785	1,680	1,505	1,470	1,575	1,575	1,820	2,030	2,065	1,925
% Waived	2%	2%	2%	2%	2%	2%	2%	2%	2%	2%	2%	2%	2%
<b>Area 7 - LR Probation</b>													
Fees Possible									90,755	91,175	90,825	91,210	91,735
Fees Collected									84,564	91,947	76,200	77,491	85,390
% Collected									93%	101%	84%	85%	92%
% Paying Offenders									54%	56%	51%	51%	53%
% Employed									83%	83%	83%	83%	81%
Fees Converted									1,239	1,045	814	1,111	1,430
% Converted									1%	1%	1%	1%	2%
Fees Waived									3,220	3,535	3,815	3,850	3,465
% Waived									4%	4%	4%	4%	4%
<b>Area 8 - LR Parole</b>													
Fees Possible	168,245	169,610	170,135	169,820	170,275	169,015	166,180	163,835	73,675	73,045	72,765	73,535	72,380
Fees Collected	147,958	134,080	151,726	139,259	150,323	141,568	153,132	153,536	64,079	69,219	60,119	57,241	63,907
% Collected	88%	79%	89%	82%	88%	84%	92%	93%	87%	95%	83%	78%	88%
% Paying Offenders	49%	45%	50%	48%	49%	48%	52%	53%	51%	53%	48%	46%	51%
% Employed	82%	83%	83%	83%	83%	82%	82%	81%	81%	80%	82%	81%	81%
Fees Converted	4,334	814	4,466	3,696	3,696	5,247	1,771	5,584	2,387	3,487	3,279	2,629	3,014
% Converted	3%	0%	3%	2%	2%	3%	1%	3%	3%	5%	5%	4%	4%
Fees Waived	5,915	6,055	6,195	6,685	6,545	6,370	6,230	5,915	3,010	2,905	3,395	3,395	3,045
% Waived	4%	4%	4%	4%	4%	4%	4%	4%	4%	4%	5%	5%	4%





COMMUNITY SUPERVISION FEE COLLECTIONS AND WAIVERS - JUNE 2023 – [Page 2 of 2]

	Jun-22	Jul-22	Aug-22	Sep-22	Oct-22	Nov-22	Dec-22	Jan-23	Feb-23	Mar-23	Apr-23	May-23	Jun-23
<b>Area 9 - West Memphis</b>													
Fees Possible	49,630	50,050	49,350	48,615	50,085	49,280	49,210	48,755	48,475	47,985	47,775	47,565	46,865
Fees Collected	44,303	41,076	44,847	43,564	41,220	39,642	38,469	44,648	42,867	49,780	37,616	42,191	43,888
% Collected	89%	82%	91%	90%	82%	80%	78%	92%	88%	104%	79%	89%	94%
% Paying Offenders	51%	47%	52%	52%	49%	47%	46%	51%	49%	57%	48%	51%	53%
% Employed	71%	71%	71%	72%	71%	72%	70%	70%	70%	69%	72%	71%	71%
Fees Converted	2,277	3,399	1,903	2,571	2,651	1,958	2,312	2,420	2,750	2,681	2,321	2,739	2,558
% Converted	5%	7%	4%	5%	5%	4%	5%	5%	6%	6%	5%	6%	5%
Fees Waived	1,225	1,225	1,190	1,190	945	980	840	1,225	1,155	1,085	1,120	1,155	1,085
% Waived	2%	2%	2%	2%	2%	2%	2%	3%	2%	2%	2%	2%	2%
<b>Area 10 - Hot Springs</b>													
Fees Possible	115,570	115,710	114,800	114,765	116,480	115,850	116,585	117,180	117,075	116,305	117,250	115,640	116,935
Fees Collected	110,099	101,062	103,964	100,109	108,223	100,860	102,562	105,927	107,217	119,383	96,962	98,745	108,584
% Collected	95%	87%	91%	87%	93%	87%	88%	90%	92%	103%	83%	85%	93%
% Paying Offenders	54%	52%	54%	53%	55%	53%	53%	55%	53%	58%	50%	52%	55%
% Employed	83%	83%	81%	82%	82%	82%	82%	81%	81%	82%	81%	82%	81%
Fees Converted	1,330	2,536	3,075	3,559	1,551	2,261	2,988	5,059	2,316	4,700	2,679	1,455	2,651
% Converted	1%	2%	3%	3%	1%	2%	3%	4%	2%	4%	2%	1%	2%
Fees Waived	6,930	7,140	6,965	7,350	7,875	7,420	7,910	7,840	7,140	7,105	7,665	7,455	7,560
% Waived	6%	6%	6%	6%	7%	6%	7%	7%	6%	6%	7%	6%	6%
<b>Area 11 - Pine Bluff</b>													
Fees Possible	93,345	92,505	92,085	92,435	92,715	92,890	91,875	91,490	91,070	91,000	92,085	93,205	92,995
Fees Collected	86,795	84,579	90,242	86,648	84,699	87,828	82,971	88,306	84,466	91,550	79,026	82,961	90,170
% Collected	93%	91%	98%	94%	91%	95%	90%	97%	93%	101%	86%	89%	97%
% Paying Offenders	55%	56%	59%	58%	57%	58%	57%	60%	57%	60%	54%	56%	59%
% Employed	76%	75%	75%	75%	76%	76%	78%	77%	77%	76%	77%	77%	78%
Fees Converted	3,564	4,318	6,303	3,993	3,972	3,787	4,411	4,722	5,060	5,737	3,846	4,803	4,587
% Converted	4%	5%	7%	4%	4%	4%	5%	5%	6%	6%	4%	5%	5%
Fees Waived	3,010	3,010	3,080	3,045	2,940	2,870	3,045	3,115	2,905	2,940	3,010	3,150	2,975
% Waived	3%	3%	3%	3%	3%	3%	3%	3%	3%	3%	3%	3%	3%
<b>Area 12 - Texarkana</b>													
Fees Possible	98,700	98,035	96,880	97,125	97,230	97,510	98,140	97,405	96,390	96,635	97,440	97,090	97,510
Fees Collected	94,556	87,248	91,483	91,724	91,814	81,976	83,470	92,266	90,775	99,591	77,505	79,458	84,291
% Collected	96%	89%	94%	94%	94%	84%	85%	95%	94%	103%	79%	81%	86%
% Paying Offenders	52%	51%	55%	54%	54%	51%	51%	55%	53%	56%	47%	49%	50%
% Employed	78%	79%	80%	80%	80%	80%	79%	80%	81%	81%	80%	80%	79%
Fees Converted	2,706	5,192	4,329	3,032	6,696	2,756	2,464	4,818	5,687	4,108	2,937	2,976	3,025
% Converted	3%	5%	4%	3%	7%	3%	3%	5%	6%	4%	3%	3%	3%
Fees Waived	2,555	2,835	2,625	2,835	2,870	2,800	3,010	2,765	2,660	2,555	2,765	3,325	3,290
% Waived	3%	3%	3%	3%	3%	3%	3%	3%	3%	3%	3%	3%	3%
<b>Grand Total</b>													
Fees Possible	1,170,015	1,167,075	1,162,735	1,165,010	1,169,105	1,166,865	1,165,430	1,162,035	1,163,330	1,162,105	1,166,445	1,166,375	1,164,555
Fees Collected	1,078,009	1,004,589	1,103,585	1,044,362	1,083,038	1,028,769	1,043,505	1,109,050	1,098,924	1,217,615	992,024	1,009,720	1,096,490
% Collected	92%	86%	95%	90%	93%	88%	90%	95%	94%	105%	85%	87%	94%
% Paying Offenders	53%	51%	55%	53%	54%	53%	54%	56%	55%	59%	51%	52%	55%
% Employed	82%	82%	82%	82%	83%	82%	82%	82%	82%	82%	82%	82%	82%
Fees Converted	38,750	32,002	41,954	32,364	39,763	35,998	36,090	42,809	45,136	42,753	34,224	30,359	41,264
% Converted	3%	3%	4%	3%	3%	3%	3%	4%	4%	4%	3%	3%	4%
Fees Waived	35,350	36,890	35,945	37,730	39,060	38,010	38,360	38,045	37,485	38,255	40,880	40,845	39,655
% Waived	3%	3%	3%	3%	3%	3%	3%	3%	3%	3%	4%	4%	3%

- Fees Possible:** The amount of supervision fees that can be collected per active/electronic monitoring supervision status of offenders for that month only. Does not include annual, pre-trial, and SIS.
- Fees Collected:** Actual amount of money collected that can be deposited in Special Revenue fund. Please keep in mind the amount collected could include an offender that pays three months in advance.
- Fees Converted:** Amount not included in Fees Collected. Represents the amount of money lost by conversions. If this money were collected instead of converted, it would be added to Fees Collected.
- Fees Waived:** Amount not included in Fees Collected. Represents the amount of money lost by waivers. If this money were collected instead of waived, it would be added to Fees Collected.

CENTER POPULATIONS - JUNE 2023

ARDOC  
REPORT NO. IPTR500 -  
18

ARKANSAS DEPARTMENT OF CORRECTION  
ACC OPTION  
STATEWIDE POPULATION REPORT

PAGE: 1 of 1  
PROCESSED: 06/30/2023 12:30  
AM REQUESTOR: eOMIS

FOR: 06/30/2023

Location:	In Count	Out To:				Total	Capacity	% Capacity
		ORCU Hosp	Other Hosp	Furlough	Court			
Central AR CCC - Males/ Sanction Males*	1	0	0	0	0	1	0	
Central AR CCC - Males/Males	150	0	0	0	1	151	150	
<b>Central AR CCC - Males Total</b>	<b>151</b>	<b>0</b>	<b>0</b>	<b>0</b>	<b>1</b>	<b>152</b>	<b>150</b>	<b>101.3%</b>
East Central AR CCC/Females	324	0	0	0	1	325	312	
East Central AR CCC Supervision Sanction-Female/Females	82	0	0	0	1	83	88	
<b>East Central AR CCC Total</b>	<b>406</b>	<b>0</b>	<b>0</b>	<b>0</b>	<b>2</b>	<b>408</b>	<b>400</b>	<b>102.0%</b>
NE AR CCC - Drug Treatment/Males	27	0	0	0	0	27	25	
NE AR CCC/90 Day PV in CCC Males	1	0	0	0	0	1	0	
NE AR CCC/Males	212	0	0	0	0	212	215	
<b>NE AR CCC Total</b>	<b>240</b>	<b>0</b>	<b>0</b>	<b>0</b>	<b>0</b>	<b>240</b>	<b>240</b>	<b>100.0%</b>
NW AR CCC/Females	114	0	0	0	0	114	114	
<b>NW AR CCC Total</b>	<b>114</b>	<b>0</b>	<b>0</b>	<b>0</b>	<b>0</b>	<b>114</b>	<b>114</b>	<b>100.0%</b>
Omega Supervision Sanction Center/90 Day PV in CCC Males	251	0	0	0	0	251	0	
Omega Supervision Sanction Center/Males	125	0	0	0	3	128	300	
<b>Omega Supervision Sanction Center Total</b>	<b>376</b>	<b>0</b>	<b>0</b>	<b>0</b>	<b>3</b>	<b>379</b>	<b>300</b>	<b>126.3%</b>
SW AR CCC/Males	383	0	0	0	1	384	440	
SW AR Supervision Sanction Center/Males	93	0	0	0	0	93	100	
<b>SW AR CCC Total</b>	<b>476</b>	<b>0</b>	<b>0</b>	<b>0</b>	<b>1</b>	<b>477</b>	<b>540</b>	<b>88.3%</b>
In Transit Count:	0							
<b>TOTALS - UNIT COUNT</b>	<b>1,763</b>	<b>0</b>	<b>0</b>	<b>0</b>	<b>7</b>	<b>1,770</b>		
					<b>Male</b>	<b>1,248</b>	<b>1,230</b>	<b>101.5%</b>
					<b>Female</b>	<b>522</b>	<b>514</b>	<b>101.6%</b>
					<b>Total</b>	<b>1,770</b>	<b>1,744</b>	<b>101.5%</b>
<b>County Jail Backup SSP/Females Total</b>	<b>36</b>	<b>0</b>	<b>0</b>	<b>0</b>	<b>0</b>	<b>36</b>		
<b>County Jail Backup SSP/Males Total</b>	<b>18</b>	<b>0</b>	<b>0</b>	<b>0</b>	<b>0</b>	<b>18</b>		
<b>County Jail Backup/Females Total</b>	<b>43</b>	<b>0</b>	<b>0</b>	<b>0</b>	<b>0</b>	<b>43</b>		
<b>County Jail Backup/Males Total</b>	<b>67</b>	<b>0</b>	<b>0</b>	<b>0</b>	<b>0</b>	<b>67</b>		
<b>TOTAL - NONAGENCY</b>	<b>164</b>	<b>0</b>	<b>0</b>	<b>0</b>	<b>0</b>	<b>164</b>		
					<b>Male</b>	<b>85</b>		
					<b>Female</b>	<b>79</b>		
					<b>Total</b>	<b>164</b>		
<b>Re-Entry Act 146 Total</b>	<b>225</b>	<b>0</b>	<b>0</b>	<b>0</b>	<b>0</b>	<b>225</b>	<b>219</b>	<b>102.7%</b>
<b>GRAND TOTAL</b>	<b>2,152</b>	<b>0</b>	<b>0</b>	<b>0</b>	<b>7</b>	<b>2,159</b>		

## RESIDENTIAL CENTERS STATISTICS AT A GLANCE - JUNE 2023

**Resident Admissions:**

CAC: 25  
 ECAC: 41  
 NEAC: 26  
 NWAC: 17  
 OMEGA: 92  
 SWAC: 103

**Resident Releases:**

CAC: 15  
 ECAC: 66  
 NEAC: 29  
 NWAC: 17  
 OMEGA: 86  
 SWAC: 120

**Affordable Healthcare Enrollment:**

CAC: 25  
 ECAC: 73  
 NEAC: 29  
 NWAC: 0  
 OMEGA: 72  
 SWAC: 104

**Wage Class Enrollment:**

CAC: 14  
 ECAC: 10  
 NEAC: 0  
 NWAC: 0  
 OMEGA: 5  
 SWAC: 10

**Shorter College Enrollment:**

CAC: 40  
 ECAC: 92  
 NEAC: 65  
 NWAC: 0  
 SWAC: 71  
 OMEGA: 0

**Henderson State University Enrollment:**

OMEGA: 29  
 SWAC: 0

**Exodus Enrollment:**

CAC: 43  
 ECAC: 20

**Good Grid Enrollment**

CAC: 24  
 ECAC: 41  
 NEAC: 16  
 NWAC: 28  
 OMEGA: 26  
 SWAC: 37

**Photo IDs Issued:**

CAC: 8  
 ECAC: 12  
 NEAC: 1  
 NWAC: 8  
 OMEGA: 2  
 SWAC: 0

**Drivers Licenses Obtained:**

CAC: 8  
 ECAC: 1  
 NEAC: 4  
 NWAC: 9  
 OMEGA: 5  
 SWAC: 0

**MAT Participants:**

CAC: 0  
 ECAC: 19  
 NEAC: 3  
 NWAC: 2  
 OMEGA: 0  
 SWAC: 15

**Reformers Anonymous:**

OMEGA: 0  
 SWAC: 60

**W.O.R.K:**

NEAC: 12

**Victim Impact Panel:**

SWAC: 23

**VIP Class:**

NEAC: 0

**Number of Volunteers:**

CAC: 41  
 ECAC: 112  
 NEAC: 58  
 NWAC: 98  
 OMEGA: 9  
 SWAC: 61

**Number of Volunteer Hours:**

CAC: 372  
 ECAC: 142  
 NEAC: 131  
 NWAC: 314  
 OMEGA: 52.63  
 SWAC: 875

**GED Enrollment:**

CAC: 4  
 ECAC: 0  
 NEAC: 0  
 NWAC: 0  
 OMEGA: 0  
 SWAC: 73

**GED Completed:**

CAC: 0  
 ECAC: 0  
 NEAC: 0  
 NWAC: 0  
 OMEGA: 0  
 SWAC: 2

**AA/NA Attendance:**

CAC: 139  
 ECAC: 390  
 NEAC: 32  
 NWAC: 71  
 OMEGA: 0  
 SWAC: 31

**Celebrate Recovery Attendance:**

CAC: 34  
 ECAC: 0  
 NEAC: 21  
 NWAC: 0  
 OMEGA: 213  
 SWAC: 12



## COMMUNITY SUPERVISION POPULATION

**Active:**

Includes current status of Active, Abscond and Electronic Monitoring

**Inactive:**

Includes current status of Non Reporting, Unsupervised, SIS  
(Suspended Imposition of Sentence), Incarcerated and Out to Other State

<b>Area #</b>	<b>AREA</b>	<b>Active (including Abscond)</b>	<b>Inactive</b>	<b>TOTAL</b>
Area 1	Fayetteville	7,171	2,950	10,121
Area 2	Mountain Home	2,518	615	3,133
Area 3	Searcy	4,676	1,392	6,068
Area 4	Jonesboro	3,841	1,962	5,803
Area 5	Fort Smith	4,010	4,166	8,176
Area 6	Conway	3,424	1,130	4,554
Area 7	Little Rock-Probation	3,209	965	4,174
Area 8	Little Rock-Parole	3,555	702	4,257
Area 9	West Memphis	1,935	461	2,396
Area 10	Hot Springs	5,084	1,010	6,094
Area 11	Pine Bluff	4,167	899	5,066
Area 12	Texarkana	4,051	1,441	5,492
ISC	C.O. Interstate Compact	23	1,785	1,808
	<b>Statewide Totals by Status</b>	<b>47,664</b>	<b>19,478</b>	<b>67,142</b>

COMMUNITY SUPERVISION POPULATION

Statewide Totals by Current Supervision Status as of 06/30/23

Area #	AREA	Active (including Abscond)	Electronic Monitoring (Direct)	Absconded	Inactive				Suspd Imposition of Snt (SIS)	OVERALL TOTALS PER AREA
		Active (Direct Supv)			Incarcerated	Non-Reporting	Out to Other State	Unsupervised		
Area 1	Fayetteville	5,186	34	1,951	496	452	659	281	1,062	10,121
Area 2	Mountain Home	2,147	17	354	144	82	154	70	165	3,133
Area 3	Searcy	3,610	5	1,061	244	184	247	54	663	6,068
Area 4	Jonesboro	3,020	10	811	219	233	160	100	1,250	5,803
Area 5	Fort Smith	3,226	29	755	218	276	139	138	3,395	8,176
Area 6	Conway	2,678	9	737	230	154	104	44	598	4,554
Area 7	Little Rock-Probation	2,686	6	517	208	414	52	20	271	4,174
Area 8	Little Rock-Parole	2,298	95	1,162	128	237		164	173	4,257
Area 9	West Memphis	1,366	8	561	113	59	40	48	201	2,396
Area 10	Hot Springs	3,698	22	1,364	261	154	101	153	341	6,094
Area 11	Pine Bluff	2,939	25	1,203	242	110	64	137	346	5,066
Area 12	Texarkana	2,960	18	1,073	282	266	312	93	488	5,492
ISC	C.O. Interstate Compact	3		20	12	68	1,705			1,808
	<b>Statewide Totals by Current Supervision Status</b>	<b>35,817</b>	<b>278</b>	<b>11,569</b>	<b>2,797</b>	<b>2,689</b>	<b>3,737</b>	<b>1,302</b>	<b>8,953</b>	<b>67,142</b>

<i>Total Active excluding Abscond</i>
<b>24,248</b>

Explanation for “Current Supervision Status”

**Active Supervision:**

Offender is currently on Active/Direct Supervision Status.

**Electronic Monitoring:**

Offender is currently on an Electronic Monitor.

**Incarcerated:**

Offender is currently incarcerated including the following:

- Parole Holds (in state and out-of-state)
- ACT 570 Holds
- County Jail (including possible new charges—felony or misdemeanors—or serving commitments for traffic fines, court commitments, etc).

**Non Reporting:**

Drug Court offender currently in a Community Correction Center for sanction or court commitment, on detainer (federal or ICE hold), out-of-state, in CCC Residential Treatment, nursing home, hospital, or Arkansas State Hospital.

Out-To-Other-State:

Offender supervised out of Arkansas through Interstate Compact.

**Unsupervised:**

Parolee whose earned Good Time has met the requirements for unsupervised parole, probationers who received Unsupervised Sentence (e.g., five-year probation sentence specified as 3 years supervised and an additional 2 years unsupervised probation; or an unsupervised probation sentence which is common for misdemeanor offenses (e.g., 1 year unsupervised probation term).

**Suspended Imposition of Sentence (SIS):**

Offender received a suspended term of supervision.

REGULAR COMMUNITY SUPERVISION CASELOADS

Regular P&P Caseloads/Workloads By Area

7/1/23

AREA	Authorized Officers	Filled	Regular P&P Offenders				Total Active Offenders	Caseload Ratio (Authorized Positions)	Caseload Ratio (Filled Positions)	Work Units	Workload (Authorized Positions)	Workload (Filled Positions)	Total Indirect
			Maximum	Medium	Minimum	Pending							
AREA 01	51	50	222	1,985	2,390	125	4,722	93	94	7,217	142	144	4,535
AREA 02	19	19	140	779	936	35	1,890	99	99	2,969	156	156	725
AREA 03	34	34	169	1,504	1,379	72	3,124	92	92	5,009	147	147	1,916
AREA 04	32	32	129	1,019	1,481	60	2,689	84	84	3,995	125	125	2,480
AREA 05	29	28	223	1,059	1,355	66	2,703	93	97	4,246	146	152	4,335
AREA 06	29	29	134	1,021	1,245	52	2,452	85	85	3,769	130	130	1,247
AREA 07	30	28	99	1,095	1,381	95	2,670	89	95	4,011	134	143	1,257
AREA 08	33	30	265	1,215	505	69	2,054	62	68	3,860	117	129	916
AREA 09	18	18	130	477	665	25	1,297	72	72	2,048	114	114	713
AREA 10	38	37	228	1,328	1,659	62	3,277	86	89	5,095	134	138	1,671
AREA 11	31	31	178	1,169	1,045	62	2,454	79	79	4,019	130	130	1,385
AREA 12	32	31	225	1,123	1,402	66	2,816	88	91	4,427	138	143	1,851
Statewide	376	367	2,142	13,774	15,443	789	32,148	1,022	1,045	50,665	1,613	1,650	23,031
Area Average			179	1,148	1,287	66	2,679	85	87	4,222	134	138	

<sup>1</sup> Regular P&P Caseloads/Workloads include offenders with Active (Direct), Electronic Monitoring, and Incarcerated supervision statuses. Incarcerated here refers to temporary jail stays.  
<sup>2</sup> Offenders on Annual or Indirect Supervision are excluded from caseload/workload counts and ratios.  
<sup>3</sup> Specialty Court Offender figures shown here are only those assigned to regular P&P officers. These offenders are not counted in caseload or workload ratios.  
<sup>4</sup> Indirect totals here are for offenders in Non-Active supervision statuses or those under Annual Supervision.

COMMUNITY SUPERVISION CASELOADS FOR SPECIALTY COURTS

Specialty Court Caseloads/Workloads By Area

AREA	Authorized Officers	Filled	Regular P&P Offenders				Total Regular P&P Offenders	Total Active Specialty Court Offenders	Total Indirect Including Regular & Specialty	Caseload Ratios (Based on Active/Direct offenders)			Workload		
			Maximum	Medium	Minimum	Unassigned				P&P	Specialty	Mixed	Work Units	Workload (Authorized Positions)	Workload (Filled Positions)
AREA 01	9	8	1	17	4	0	22	400	166	2	44	47	820	91	103
AREA 02	5	5	13	112	133	1	259	61	77	52	12	64	528	106	106
AREA 03	7	6	21	181	183	9	394	65	188	56	9	66	726	104	121
AREA 04	6	6	13	104	91	10	218	115	130	36	19	56	513	86	86
AREA 05	9	8	16	64	155	4	239	299	137	27	33	60	818	91	102
AREA 06	7	7	27	66	110	5	208	86	228	30	12	42	477	68	68
AREA 07	2	2	0	12	24	2	38	80	39	19	40	59	180	90	90
AREA 09	2	2	10	40	77	2	129	27	89	65	14	78	228	114	114
AREA 10	7	7	24	73	96	5	198	110	305	28	16	44	502	72	72
AREA 11	7	7	23	141	121	7	292	108	279	42	15	57	660	94	94
AREA 12	4	4	15	49	99	6	169	94	179	42	24	66	390	97	97
Statewide	65	62	163	859	1,093	51	2,166	1,445	1,817	33	22	56	5,843	1,013	1,053
Area Average			15	78	99	5	131			36	22	58	767	90	94

<sup>1</sup> Specialty Court Caseloads/Workloads include offenders who are assigned to officers in Specialty Court positions who have Active (Direct), Electronic Monitoring, or Incarcerated supervision statuses.  
<sup>2</sup> Offenders on Indirect or Annual Supervision are not included in caseload counts or ratios. Annual supervision counts include both regular P&P and Specialty Court offenders assigned to Specialty Court officers.  
<sup>3</sup> Offenders in risk-level columns above are regular P&P offenders who are supervised by officers in Specialty Court positions.

Specialized Caseloads

AREA	Authorized Officers	Totals	Ratios
		Offenders	Caseload
INTENSIVE SUPERVISION	13	383	26
INTERSTATE COMPACT	0	1,805	0
SPECIAL RESPONSE TEAM	18	4,266	234
Statewide	31	6,454	147

This page and the next contain statewide caseload information for ACC. Caseloads are presented separately for regular parole and probation, specialty court, and specialized caseloads. This version is specifically designed for quarterly legislative reporting and differs from the daily caseloads/workloads report.

Beyond the exclusion of workloads calculation, it is important to note that direct supervision in these tables includes regular parole and probation and specialty court (including regular parole and probation offenders carried by specialty court officers) offenders with active (direct), electronic monitoring, or incarceration supervision status, as well as absconders assigned to SRT officers. Offenders on annual supervision are counted as indirect.

## COMMUNITY SUPERVISION CASELOADS

## Caseloads By Area

7/1/23

AREA	Authorized Officers	Vacant	Filled	Total Active	Total Indirect	Totals:
AREA 01	60	2	58	5,144	4,701	9,845
AREA 02	24	0	24	2,210	802	3,012
AREA 03	41	1	40	3,583	2,107	5,690
AREA 04	38	0	38	3,022	2,610	5,632
AREA 05	38	2	36	3,241	4,472	7,713
AREA 06	36	0	36	2,746	1,475	4,221
AREA 07	32	2	30	2,788	1,296	4,084
AREA 08	33	3	30	2,054	916	2,970
AREA 09	20	0	20	1,453	802	2,255
AREA 10	45	1	44	3,585	1,976	5,561
AREA 11	38	0	38	2,854	1,664	4,518
AREA 12	36	1	35	3,079	2,030	5,109
<b>TOTALS</b>	<b>441</b>	<b>12</b>	<b>429</b>	<b>35,759</b>	<b>24,851</b>	<b>60,610</b>
INSTITUTIONAL PAROLE	28	0	28	0	0	0
INTENSIVE SUPERVISION	13	0	13	338	45	383
INTERSTATE COMPACT	0	0	0	15	1,790	1,805
RE-ENTRY	11	0	11	0	0	0
SEX OFFENDER ASSESSMENT	12	1	11	0	0	0
SPECIAL RESPONSE TEAM	18	0	18	9	4,257	4,266
<b>TOTALS</b>	<b>82</b>	<b>1</b>	<b>81</b>	<b>362</b>	<b>6,092</b>	<b>6,454</b>
<b>Statewide TOTALS</b>	<b>523</b>	<b>13</b>	<b>510</b>	<b>36,121</b>	<b>30,943</b>	<b>67,064</b>

**Caseloads are presented in distinct officer groupings:**

**Regular:** These are officers carrying normal Probation and Parole caseloads.

**Specialty Court:** These officers supervise offenders in specialty courts. Note that these officers July also carry regular P/P offenders, and these offenders are reflected in the specialty court caseload/workload figures; however, separate caseload/workload ratios are calculated for the regular and specialty court portions of a specialty court officer's caseload, in addition to a combined, or mixed, ratio.

**Specialized:** These officers supervise strategically specialized caseloads consisting of offenders requiring heightened supervision protocols (intensive supervision) and parolees who have absconded supervision (Special Response Team).

**Indirect:** These are offenders for whom their sentence, circumstance, or current status is associated with a reduced supervision obligation for the officers they are assigned to. Generally, these include offenders in non-reporting status, those on suspended sentences (SIS), and interstate compact offenders. Offenders on annual supervision are also included in this group.

COMMUNITY SUPERVISION RISK LEVELS

Statewide Risk Levels by Caseload Types as of June 30, 2023

CURRENT RISK LEVELS	Parole	Probation	Drug Court	Hope Court	Mental Health Court	Veterans Court	Swift Courts	Pre Trial/ Drug Court	Pre Trial/ Pre-Adjudicated	Pre Trial/ Regular	Pre Trial/ Veterans Court	Suspended	Ext Sex Offender Supv	Totals
Maximum	2,697	1,542	177	4		8				2		317		4,747
Medium	9,230	12,190	1,074	27	10	44	3	4	27	10	1	1,510	3	24,133
Minimum	5,875	15,758	531	15	11	52	3	10	49	6	4	1,415		23,729
Annual Reporting	2,197	1,163										170		3,530
Unassigned	2,848	2,302	57	1	2	5		11		11	1	5,765		11,003
Sum:	22,847	32,955	1,839	47	23	109	6	25	76	29	6	9,177	3	67,142

CURRENT RISK LEVELS ASSIGNED EXPLANATION:

- Maximum- last risk level score as "High"
- Medium- last risk level score as "Medium"
- Minimum- last risk level score as "Low"
- Annual- identifies offenders that are supervised Annual Reporting
- Unassigned- no ARORA has been completed or offender is currently supervised as "Unsupervised" where the risk level was changed to unassigned

Statewide Risk Levels by Caseload Supervision Status as of June 30, 2023

RISK LEVELS BY CURRENT SUPERVISION STATUS	Maximum	Medium	Minimum	Annual Reporting	Unassigned	Sum:
Active (Direct Supv)	2,163	14,047	16,579	2,753	275	35,817
Electronic Monitoring (Direct)	91	171	15	1		278
Absconded	1,348	5,345	3,011	74	1,791	11,569
Incarcerated	405	1,283	475	9	625	2,797
Non-Reporting	298	909	535	15	932	2,689
Out to Other State	125	791	1,352	43	1,426	3,737
Unsupervised	10	114	368	465	345	1,302
Suspnd Imposition of Snt (SIS)	307	1,473	1,394	170	5,609	8,953
Sum:	4,747	24,133	23,729	3,530	11,003	67,142

## COMMUNITY SUPERVISION GAINS AND LOSSES - JUNE 2023

Supervision Events		Parole	Probation	Pre-Trial	Suspended	Sum:
<b>Total Gains</b>	<b>Intakes</b>	743	693	16	186	<b>1,638</b>
	<b>Sanction Release from SSP</b>	164	12			<b>176</b>
	<b>Total Gains</b>					<b>1,814</b>
<b>Total Losses</b>	<b>Revocations/or New ADC or CCC Sentence</b>	374	246	4	32	<b>656</b>
	<b>Sanction Incarceration SSP</b>	152	11			<b>163</b>
	<b>Terminations</b>	199	509	12	124	<b>844</b>
	<b>Total Losses</b>					<b>1,663</b>

## SRT TASK FORCE REPORT - JUNE 2023

ARRESTS:	
<b>Absconders</b>	67
<b>Active Supervision</b>	34
<b>Collateral Arrests</b>	70
<b>SRT Total:</b>	56
<b>Task Force Total:</b>	131

<b>SRT Plus Task Force Total:</b>	191
<b>Felony Charges</b>	204
<b>Misdemeanor Charges</b>	49
<b>Traffic Charges</b>	35
<b>Narcotics Arrests</b>	87

CONFISCATIONS:	
<b>Marijuana</b>	908.8 grams
<b>Meth</b>	4,599.5 grams
<b>Cocaine</b>	33 grams
<b>Fentanyl</b>	5,490.7 grams
<b>Prescription Pills</b>	1969 pills
<b>Handguns</b>	2
<b>Rifles</b>	1
<b>Recovered Vehicles</b>	0
<b>Drug Paraphernalia</b>	47 items
<b>Currency Seized</b>	\$4,329.00



COMMUNITY SUPERVISION - COMMUNITY SERVICE - JUNE 2023

Community Service Report

AREAS	CITIES WITHIN AREA	2022 TOTALS	2022								2023					JUNE 2023		2023 TOTALS
			JUNE	JULY	AUGUST	SEPTEMBER	OCTOBER	NOVEMBER	DECEMBER	JANUARY	FEBRUARY	MARCH	APRIL	MAY	NUMBER OF PARTICIPANTS	NUMBER OF HOURS		
1	Bentonville, Fayetteville, Huntsville	12,826.75	623.50	1,090.00	1,127.00	1,404.00	1,059.25	1,594.25	907.25	1,082.00	1,006.00	820.56	507.50	876.50	72	887.75	12,985.56	
2	Harrison, Mountain Home, Salem, Mountain View, Berryville	6,597.25	355.00	910.00	511.50	1,126.25	566.00	570.00	389.00	577.75	907.00	1,152.50	1,271.50	598.50	50	859.50	9,794.50	
3	Searcy, Newport, Walnut Ridge, Ash Flat, Heber Springs, Batesville, Pocahontas, Lonoke	22,858.83	1,606.00	1,686.00	1,912.00	2,431.83	3,108.00	1,577.00	2,629.00	2,368.58	2,179.75	2,215.52	1,546.77	2,316.75	82	1,976.75	27,553.95	
4	Jonesboro, Paragould, Osceola	5,357.00	674.00	264.00	481.00	476.00	707.00	618.00	607.00	405.50	578.25	357.00	486.50	329.00	53	433.25	6,416.50	
5	Fort Smith, Booneville, Clarksville, Ozark, Mena	9,897.00	661.50	740.00	880.00	647.00	870.50	783.00	765.00	486.95	599.15	538.50	417.04	388.00	59	507.15	8,283.79	
6	Conway, Russellville, Morrilton, Danville	6,128.47	523.44	556.00	846.00	541.00	952.00	454.00	663.00	489.93	429.04	496.66	454.11	297.46	40	340.58	7,043.22	
7	Little Rock	-	-	-	-	-	-	-	-	-	896.33	2,208.85	745.00	1,308.00	63	1,670.00	6,830.18	
8	Little Rock, North Little Rock	18,031.25	2,340.25	1,190.00	1,969.00	1,080.00	986.00	2,066.00	367.00	1,325.00	227.00	384.00	229.09	279.00	27	302.00	12,744.34	
9	Forrest City, Helena, West Memphis	3,433.39	286.00	417.40	256.60	305.08	277.20	338.20	319.00	367.00	341.49	470.50	270.51	332.50	43	377.00	4,358.48	
10	Malvern, Benton, Sheridan, Arkadelphia, Hot Springs, Benton, Camden, Fordyce	7,336.15	855.00	790.75	817.40	965.75	619.25	54.00	57.00	1,257.00	723.00	1,028.75	835.50	568.00	80	1,194.00	9,765.40	
11	Pine Bluff, Stuttgart, Monticello, El Dorado, Crossett	7,952.55	859.00	684.50	769.00	688.00	588.25	1,017.00	647.50	1,079.25	852.00	1,043.75	979.00	1,160.75	64	698.75	11,066.75	
12	Texarkana, Ashdown, Hope, Lewisville, Nashville, Magnolia	10,406.80	722.60	1,028.50	1,095.40	889.15	920.40	431.00	547.50	483.75	888.00	732.50	674.00	1,013.50	46	577.00	10,003.30	
13	Area Dissolved																	
<b>TOTAL</b>		<b>110,825.44</b>	<b>9,506.29</b>	<b>9,357.15</b>	<b>10,664.90</b>	<b>10,554.06</b>	<b>10,653.85</b>	<b>9,502.45</b>	<b>7,898.25</b>	<b>9,922.71</b>	<b>9,629.01</b>	<b>11,449.09</b>	<b>8,416.52</b>	<b>9,467.96</b>	<b>679.00</b>	<b>9,823.73</b>	<b>126,845.97</b>	

Litter Crew Report

AREAS	CITIES WITHIN AREA	2022						2023				MAY 2023		FY2023 TOTALS
		JULY	AUGUST	SEPTEMBER	OCTOBER	NOVEMBER	DECEMBER	JANUARY	FEBRUARY	MARCH	APRIL	NUMBER OF PARTICIPANTS	NUMBER OF HOURS	
2	Harrison, Mountain Home, Salem, Mountain View, Berryville	87.0	106.0	174.0	106.0	216.0	53.0	110.0	20.0	179.5	373.5	0	0.0	852.0
3	Searcy, Newport, Walnut Ridge, Ash Flat, Heber Springs, Batesville, Pocahontas, Lonoke	102.0	144.0	22.0	68.0	64.0	43.0	0.0	0.0	0.0	0.0	0	0.0	443.0
4	Jonesboro, Paragould, Osceola	16.0	0.0	16.0	32.0	0.0	0.0	0.0	0.0	0.0	0.0	0	0.0	64.0
5	Fort Smith, Booneville, Clarksville, Ozark, Mena	34.0	40.0	17.0	28.0	30.0	28.0	0.0	9.0	15.0	24.0	0	0.0	177.0
6	Conway, Russellville, Morrilton, Danville	0.0	10.0	20.0	0.0	0.0	0.0	0.0	0.0	0.0	0.0	0	0.0	30.0
9	Forrest City, Helena, West Memphis	24.0	22.0	18.0	20.0	0.0	4.0	0.0	0.0	0.0	0.0	0	0.0	88.0
<b>TOTAL</b>		<b>263.0</b>	<b>322.0</b>	<b>267.0</b>	<b>254.0</b>	<b>310.0</b>	<b>128.0</b>	<b>110.0</b>	<b>29.0</b>	<b>194.5</b>	<b>397.5</b>	<b>0</b>	<b>0.0</b>	<b>1,793.0</b>

County Work Project Report

AREAS	2022						2023				MAY 2023			FY2023 TOTALS
	JULY	AUGUST	SEPTEMBER	OCTOBER	NOVEMBER	DECEMBER	JANUARY	FEBRUARY	MARCH	APRIL	COUNTIES WHERE WORK COMPLETED	NUMBER OF PROBATIONERS AND PAROLEES	NUMBER OF HOURS	
1	88.0	4.0	57.0	0.0	8.0	0.0	0.0	0.0	0.0	0.0	Benton	0	0.0	157.0
10	0.0	10.0	220.0	0.0	20.0	0.0	96.0	0.0	0.0	0.0	Garland, Hot Spring	0	0.0	346.0
11	0.0	0.0	273.0	2.0	0.0	0.0	0.0	0.0	0.0	0.0	Jefferson	0	0.0	275.0
<b>TOTAL</b>		<b>88.0</b>	<b>14.0</b>	<b>550.0</b>	<b>2.0</b>	<b>28.0</b>	<b>0.0</b>	<b>96.0</b>	<b>0.0</b>	<b>0.0</b>		<b>0</b>	<b>0.0</b>	<b>96.0</b>

COMMUNITY SUPERVISION REVOCATIONS

Revocation Events By Supervision Types and Area June 2023

Area	Supervision Type	Revoked (Sent to ADC)	Revoked (Sent to CCC)	Revoked (Other)	New ADC/ CCC Sentence
Area 1-Fayetteville	Parole	36			3
Area 2-Mountain Home		12			1
Area 3-Searcy		25	2	1	1
Area 4-Jonesboro		27			2
Area 5-Fort Smith		31		4	9
Area 6-Conway		34	1		6
Area 8-Little Rock		63			1
Area 9-West Memphis		15			1
Area 10-Hot Springs		35			7
Area 11-Pine Bluff		26			8
Area 12-Texarkana		21		1	1
<b>Total by Supervision Type</b>	<b>Parole</b>	<b>325</b>	<b>3</b>	<b>6</b>	<b>40</b>
Area 1-Fayetteville	Probation	10	3	19	6
Area 2-Mountain Home		9		2	1
Area 3-Searcy		7	9	10	2
Area 4-Jonesboro		2		13	8
Area 5-Fort Smith		7		1	13
Area 6-Conway		7	2		
Area 7-Little Rock		3		33	8
Area 9-West Memphis					3
Area 10-Hot Springs		1		23	2
Area 11-Pine Bluff		9	7	7	1
Area 12-Texarkana		12	2	3	1
<b>Total by Supervision Type</b>	<b>Probation</b>	<b>67</b>	<b>23</b>	<b>111</b>	<b>45</b>
Area 11-Pine Bluff	Pre-Trial		1		
Area 12-Texarkana		1		2	
<b>Total by Supervision Type</b>	<b>Pre-Trial</b>	<b>1</b>	<b>1</b>	<b>2</b>	
Area 1-Fayetteville	Suspended			1	6
Area 3-Searcy			1		
Area 4-Jonesboro					3
Area 5-Fort Smith					10
Area 6-Conway					3
Area 7-Little Rock				2	
Area 8-Little Rock					1
Area 9-West Memphis					1
Area 11-Pine Bluff				1	
Area 12-Texarkana		2			1
<b>Total by Supervision Type</b>	<b>Suspended</b>	<b>2</b>	<b>1</b>	<b>4</b>	<b>25</b>
Area	Supervision Type	Revoked (Sent to ADC)	Revoked (Sent to CCC)	Revoked (Other)	New ADC/ CCC Sentence
	<b>TOTAL BY SUPERVISION EVENT</b>	<b>395</b>	<b>28</b>	<b>123</b>	<b>110</b>

## REVOCATION HEARINGS

### Parole Revocation Hearings and Outcomes June 2023

Hearing Outcome	Laws and Technical	Laws Only	Technical Only	Total By Hearing Outcome
<b>Administrative Revocation</b>		73		<b>73</b>
<b>Deferred</b>	3	1		<b>4</b>
<b>Reinstate</b>	2	2	2	<b>6</b>
<b>Revoked</b>	27	4	5	<b>36</b>
<b>Waived</b>	228	25	23	<b>276</b>
<b>Total By Violation Type</b>	<b>260</b>	<b>105</b>	<b>30</b>	<b>395</b>

Note: Excludes SSP Sanction Hearings

<b>ACT 1029 HEARINGS HELD</b>	<b>Total</b>
Reinstate	1
Revoked	7
Waived	6
<b>Total # ACT 1029 Hearings</b>	<b>14</b>

Note: Included in totals for Hearing Outcomes

## SUPERVISION SANCTIONS

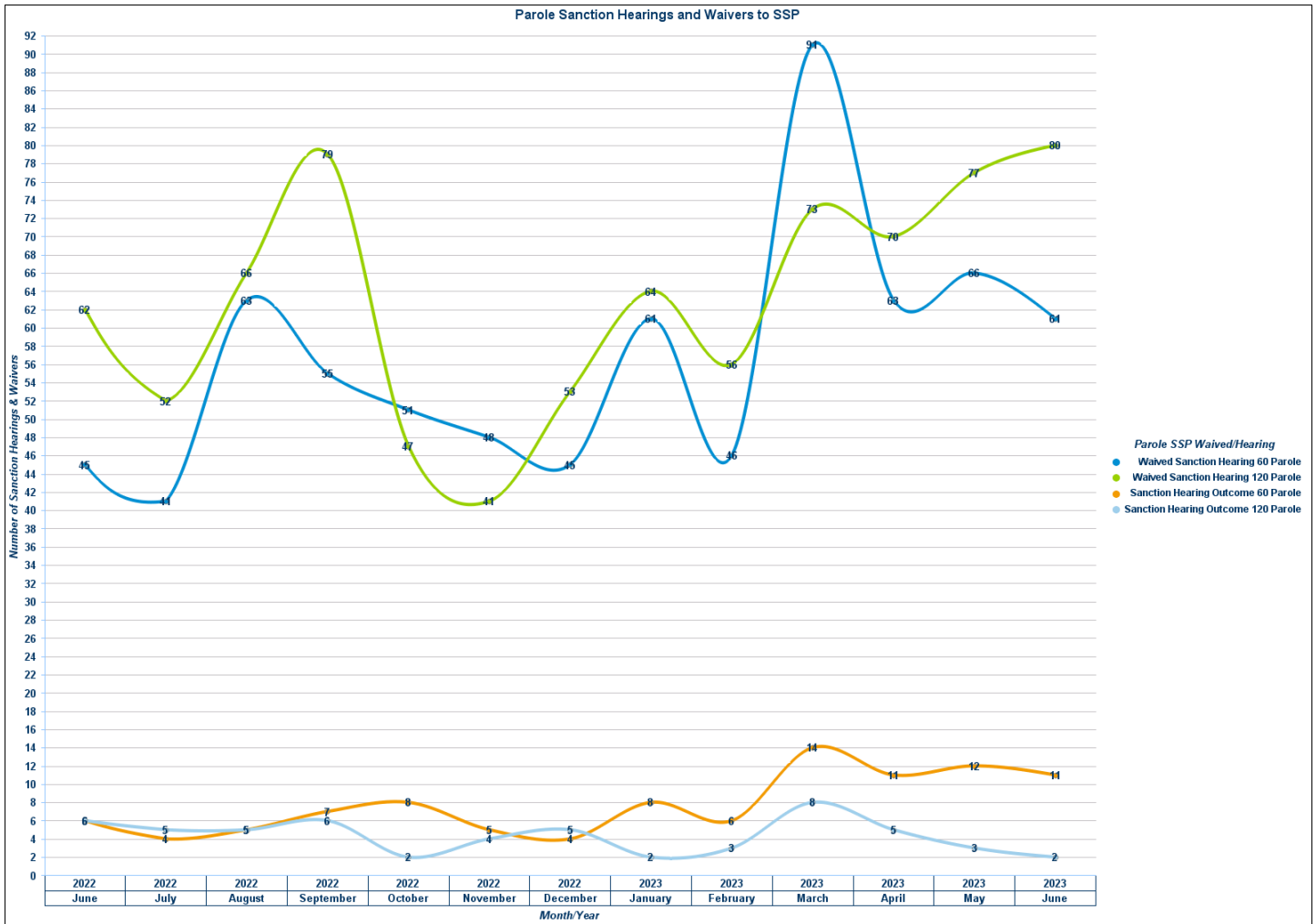
### Supervision Sanction Hearings and Waivers

**06/01/2023 - 06/30/2023**

Sanction Hearing Outcome	Sanction Hearing Type	Parole	Probation	Sum:
Sanction Hearing Outcome 60 Parole	Sanction Hearing	11		<b>11</b>
Sanction Hearing Outcome 90 Probation			1	<b>1</b>
Sanction Hearing Outcome 120 Parole		2		<b>2</b>
County Jail ( Act 423 hold)			1	<b>1</b>
<b>Totals:</b>	<b>Sanction Hearing</b>	<b>13</b>	<b>2</b>	<b>15</b>
Waived Sanction Hearing 60 Parole	Waived Sanction Hearing	61		<b>61</b>
Waived Sanction Hearing 90 Probation			9	<b>9</b>
Waived Sanction Hearing 120 Parole		80		<b>80</b>
<b>Totals:</b>	<b>Waived Sanction Hearing</b>	<b>141</b>	<b>9</b>	<b>150</b>
	<b>Overall Totals:</b>	<b>154</b>	<b>11</b>	<b>165</b>

**Note:** SSP lengths for parolees only were changed in July 2021.

### PAROLE SANCTION HEARINGS AND WAIVERS TO SSP



COMMUNITY SUPERVISION DRUG TESTING

**Regular Probation and Parole  
Positive Tests During June 2023**

Offender Urine Tests Administered this Period: 7,392  
Number of Offenders Testing Positive: 2,729

Drug Tested	Count
THC/Marijuana	1,653
Methamphetamines	1,589
Amphetamines	1,067
Cocaine	186
Benzodiazepines	161
Ethyl Glucuronide	82
Alcohol	77
Ecstasy	65
Buprenorphine	54
Heroin/Opiates	52
Oxycodone	50
Fentanyl	45
Morphine	21
Methadone	18
Tramadol	15
Barbiturates	14
Hydrocodone	12
K2 (SPICE)	10
Propoxyphene	8
Methadone Metabolite	6
PCP	3
Prescription Abuse	3
Speed	3
Creatinine	2
Methaqualone	2
Crack	1
Other Hallucinogens	1
<b>Total</b>	<b>5,200</b>

**Drug Courts  
Positive Tests During June 2023**

Offender Urine Tests Administered this Period: 7,305  
Number of Offenders Testing Positive: 316

Drug Tested	Count
Buprenorphine	505
Amphetamines	205
THC/Marijuana	205
Methamphetamines	197
Ethyl Glucuronide	64
Benzodiazepines	53
Ecstasy	44
Morphine	40
Tramadol	38
Methadone	34
Fentanyl	25
Oxycodone	22
Cocaine	19
Alcohol	14
Heroin/Opiates	11
Creatinine	9
Barbiturates	4
Hydrocodone	3
Kratom	3
K2 (SPICE)	2
Other Hallucinogens	1
PCP	1
<b>Total</b>	<b>1,499</b>

**Specialty Courts  
Positive Tests During June 2023**

Offender Urine Tests Administered this Period: 250  
Number of Offenders Testing Positive: 21

Drug Tested	Count
THC/Marijuana	23
Benzodiazepines	19
Buprenorphine	9
Methamphetamines	8
Amphetamines	7
Alcohol	1
Ethyl Glucuronide	1
Heroin/Opiates	1
K2 (SPICE)	1
<b>Total</b>	<b>70</b>

