



DIVISION OF COMMUNITY CORRECTION BOARD REPORT

January 2023

Jerry Bradshaw
Director



COMMUNITY SUPERVISION AREA HIGHLIGHTS:

AREA 3

On December 21, the Central Arkansas Drug Task Force, ISP Officers, Agents, Searcy CID, and Searcy SWAT, conducted a search warrant at the residence of an active probationer with a search wavier on file. After an extensive investigation, Law Enforcement Agencies were able to verify that another felon was also living at the address, while selling and distributing illegal narcotics/contraband out of the residence. During the search of the home, officers discovered 5 guns (3 pistols, 2 rifles), \$31,423.00 cash, 756 Fentanyl Pills, 3 pounds 14 oz of marijuana, 35 oxycodone pills, 34.7 grams of cocaine, 24 Adderall pills, 105 packages of packages of marijuana edibles, 13 THC vape cartridges, 664 Ecstasy pills, and 15 grams of meth.

AREA 11

On December 12, an offender arrived to the office for his scheduled office visit. Agents transported the offender to his residence to conduct a home search. Upon arrival Agents made entry and discovered four other persons inside the residence sitting on a couch. Agents instructed them one by one to come to the door and be pat searched for officer safety and to be removed from the residence and detained. While conducting a pat search of one detainee, marijuana was found in his right shirt pocket. Once they were removed from the residence a female exited the bathroom from taking a shower. She was pat searched and removed from the residence and a home search was begun. On the coffee table, a pipe and a small amount of marijuana was found. In a back pack on the couch, two loaded syringes, claimed by one of the detainees admitted were loaded with meth and were his. In a back bedroom, a tear gas canister in a chest of drawers, a meth pipe on

top of a chest of drawers in an ash tray and marijuana pipe on top of a chest of drawers was found. In a second bedroom, three pipes inside a chest of drawers were found. In a blue container in the bathroom, a white powdery substance was found. The drug task force field tested the powder which tested positive for having a cocaine base and stated it would be sent to the crime lab to identify the rest of the contents. Evidence was collected by the Detective and charges are pending following completion of the investigation.

On December 28, Agents were contacted by an Investigator of the Pine Bluff Police Department due to an offender being suspected in selling stolen merchandise. They stated he was living at a residence with his girlfriend which is not the address on file. When Agents and Investigators arrived on scene the offender was located outside the residence working on a truck. When questioned he stated he mostly stays with his girlfriend but sometimes with his father. Contact was then made with his girlfriend who when questioned by Agents admitted that the offender had been living with her for over a month. Agents then made entry into the home to conduct a search. During the search, Agents found a box under the bed which contained two pipes used for smoking methamphetamines, a red baggie with white powdery

AREA HIGHLIGHTS, continued:

residue, a package of empty plastic baggies, a spoon with a white powdery substance on it. In a chest of drawers, a Discover multi-panel drug test cup was found. In the girlfriends wallet, the investigator found two baggies with methamphetamines in it. The evidence was collected by the Pine Bluff Police Department with charges to be determined following completion of the investigation.

TREATMENT:

PROGRAM SUMMARY

2,448 probationers and parolees were served in the general Substance Use Disorder Treatment programs. Another 1,619 participants were served in the Drug Court Treatment programs, bringing the total served to 4,107 for the month.

A total of 148 residents have agreed to participate in Medication-Assisted Treatment (MAT) since the program started in July 2018. A total of two were discharged with follow up in the community in progress and 149 have completed the program.

Partnerships are in effect with 80 community providers to continue MAT upon release from an ACC center. In December, there were 28 active participants in the Telehealth program implemented in January 2023.

General Treatment Program Summary

(Non-Drug Court):	Number of Participants
Life Skills	26
Substance Use Disorder Treatment	1,619
Case Management	164
Continuing Care	264
Domestic Violence Prevention	19
Anger Management	81
Tobacco Use Treatment	8

Ongoing Projects

Treatment supervisors reported combined 213 hours of direct clinical supervision with Treatment staff in 31 Community Correction locations.

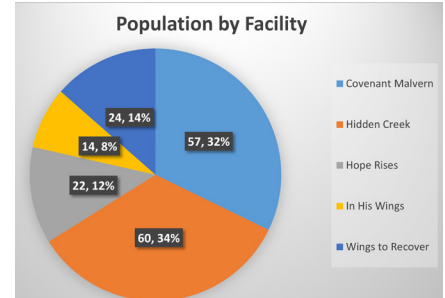
REENTRY PROGRAM:

REENTRY FACILITIES:

As of December 31, ACC had five licensed Reentry Facilities with 167 total residents in Phases I-IV of the Reentry program. Since the program began, a total of 3,048 individuals have successfully completed and graduated from the program. There was a total of eight

reentry graduates during the month.

During the month, 10 new residents were transferred into the Reentry program, nine residents started the Career Readiness Certificate program and four residents completed the program. A total of 14 Reentry Facility residents received their driver's license, 13 received an ID card, 24 received their Social Security card and 11 received birth certificates.



REENTRY OFFICERS:

In December, 110 Reentry residents were reported to be employed and 18 residents were reported to be ineligible for employment at this time. Reentry Officers reported five education referrals, which resulted in enrollments.

Reentry Officers conducted 136 reentry facility office visits, 156 Phase IV office visits, 23 Phase IV home visits and 38 pre-parole plan verifications. Reentry Officers made 34 community contacts within their assigned area during the month and conducted 62 office visits in their area. Additionally, eight job fairs were held.

TRANSITIONAL HOUSING:

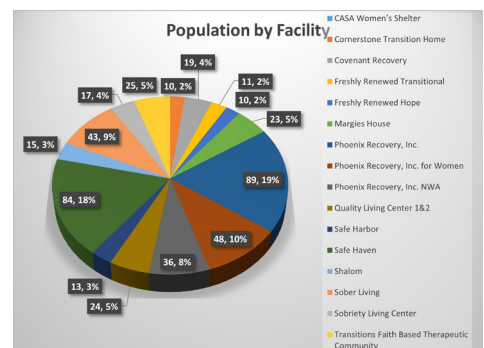
There are 19 licensed vendor facilities with 593 beds (458 ACC-funded) in the facilities. Within the transitional facilities, there are 267 residents who have obtained full-time employment.

In December, 260 residents who previously received their GED or high school diploma.

During the month, there were 43 registered sex offenders living in transitional facilities.

A total of 13 residents received their driver's license, 126 received an ID card, 135 received their Social Security card and 33 received birth certificates.

A total of 72 residents graduated from the Transitional Housing program, 27 absconded and 24 were dismissed.



SUPPLEMENTAL REPORTS

MEDICATION-ASSISTED TREATMENT PROGRAM (MAT) REPORT - DECEMBER 2023

Locations:	MAT Start Dates	Active Program Participants	New Clients in the Program this Month	Dropped Out	Total Active Participants
CACCC - Little Rock	Sep-19	14	4	1	14
EACCC - West Memphis	Jul-18	31	8	1	31
NEACCC - Osceola	Dec-21	0	0	0	0
NWACCC - Fayetteville	Sep-19	1	0	0	0
OTVCCC - Malvern	Jul-18	**ended July 2021		0	0
SWACCC - Texarkana	Jul-18	7	1	0	7
Probation / Parole	2018	148	6	0	148
Medically Withdrawn	Closed Unsuccessful	Successful Completion		Total Active	
85	175	149		148	
Total # of Participants Since Program Began					861

Action	Jan-23	Feb-23	Mar-23	Apr-23	May-23	Jun-23
Assessments Completed in units	14	14	8	6	10	3
# of Clients Educated in units	418	537	638	626	669	391
# of Clients Released to Supervision	14	17	14	11	10	8
Pre-Release Interviews Completed	19	19	9	15	12	10

Action	Jul-23	Aug-23	Sep-23	Oct-23	Nov-23	Dec-23
# of Assessments Completed in units	42	20	11	9	4	13
# of Clients Educated in units	352	515	403	426	427	400
# of Clients Released to Supervision	12	7	3	2	4	6
Pre-Release Interviews Completed	14	15	15	4	4	8

COMMUNITY SUPERVISION FEE COLLECTIONS AND WAIVERS - DEC. 2023 – Page 1

	Dec-22	Jan-23	Feb-23	Mar-23	Apr-23	May-23	Jun-23	Jul-23	Aug-23	Sep-23	Oct-23	Nov-23	Dec-23
Area 1 - Fayetteville													
Fees Possible	161,910	161,910	161,665	161,630	162,295	162,855	162,295	162,680	163,625	163,870	163,975	165,025	164,045
Fees Collected	146,378	158,297	153,759	179,446	143,289	145,384	163,293	149,942	153,786	147,128	148,915	146,568	146,252
% Collected	90%	98%	95%	111%	88%	89%	101%	92%	94%	90%	91%	89%	89%
% Paying Offenders	53%	56%	55%	60%	52%	52%	56%	53%	54%	54%	54%	52%	53%
% Employed	89%	89%	88%	89%	89%	89%	88%	89%	89%	88%	88%	88%	88%
Fees Converted	4,109	5,117	6,430	6,166	4,527	4,888	5,781	5,088	5,510	4,487	6,969	7,645	3,867
% Converted	3%	3%	4%	4%	3%	3%	4%	3%	3%	3%	4%	5%	2%
Fees Waived	3,780	3,920	3,920	3,745	4,305	3,990	3,885	3,955	4,095	4,095	3,955	4,200	4,305
% Waived	2%	2%	2%	2%	3%	2%	2%	2%	3%	2%	2%	3%	3%
Area 2 - Mountain Home													
Fees Possible	71,330	70,595	71,645	72,625	73,850	72,800	72,590	96,180	97,125	96,530	98,070	97,055	97,510
Fees Collected	70,240	70,606	71,303	82,208	65,462	68,280	72,555	93,865	93,460	91,314	93,990	89,745	93,192
% Collected	98%	100%	100%	113%	89%	94%	100%	98%	96%	95%	96%	92%	96%
% Paying Offenders	61%	63%	60%	65%	57%	59%	62%	61%	61%	60%	60%	60%	60%
% Employed	89%	88%	89%	86%	87%	88%	88%	88%	87%	86%	86%	87%	86%
Fees Converted	-	355	740	517	407	303	594	503	1,564	1,114	1,689	1,667	1,617
% Converted	0%	1%	1%	1%	1%	0%	1%	1%	2%	1%	2%	2%	2%
Fees Waived	525	560	560	595	420	420	420	1,155	1,225	1,155	1,120	1,085	1,120
% Waived	1%	1%	1%	1%	1%	1%	1%	1%	1%	1%	1%	1%	1%
Area 3 - Searcy													
Fees Possible	115,990	116,375	116,270	117,285	118,440	118,475	117,460	114,205	113,330	113,785	115,150	115,535	116,760
Fees Collected	106,786	114,056	116,417	120,008	105,505	106,137	111,162	103,221	103,316	111,484	112,028	99,754	106,402
% Collected	92%	98%	100%	102%	89%	90%	95%	90%	91%	98%	97%	86%	91%
% Paying Offenders	55%	58%	58%	58%	53%	54%	56%	54%	53%	56%	57%	54%	54%
% Employed	81%	80%	81%	81%	82%	82%	82%	82%	78%	79%	79%	78%	78%
Fees Converted	3,099	3,427	3,424	2,786	2,062	2,263	3,762	3,333	4,975	4,771	3,630	3,399	3,112
% Converted	3%	3%	3%	2%	2%	2%	3%	3%	4%	4%	3%	3%	3%
Fees Waived	2,975	3,045	2,940	3,430	3,290	3,220	3,185	3,045	2,905	2,975	2,765	3,220	3,395
% Waived	3%	3%	3%	3%	3%	3%	3%	3%	3%	3%	2%	3%	3%
Area 4 - Jonesboro													
Fees Possible	100,310	100,625	101,325	100,940	99,120	99,015	98,175	117,670	115,640	115,360	114,940	114,310	113,610
Fees Collected	84,590	89,445	96,762	99,013	79,836	85,339	89,901	100,992	104,722	101,359	99,602	95,365	100,158
% Collected	84%	89%	95%	98%	81%	86%	92%	85%	91%	88%	87%	83%	88%
% Paying Offenders	51%	54%	55%	56%	50%	50%	54%	51%	53%	52%	51%	50%	52%
% Employed	79%	79%	80%	79%	79%	80%	82%	82%	81%	82%	81%	81%	79%
Fees Converted	7,664	4,681	6,780	4,761	5,693	2,816	7,150	5,792	5,799	6,397	5,539	6,159	6,259
% Converted	8%	5%	7%	5%	6%	3%	7%	5%	5%	6%	5%	5%	6%
Fees Waived	6,230	6,125	6,125	6,195	6,545	6,090	6,020	6,125	6,650	6,965	6,685	6,405	6,475
% Waived	6%	6%	6%	6%	7%	6%	6%	5%	6%	6%	6%	6%	6%
Area 5 - Fort Smith													
Fees Possible	103,530	103,670	103,705	104,545	106,155	106,715	106,295	104,405	105,490	104,685	104,580	104,440	105,525
Fees Collected	89,813	102,668	100,568	112,709	89,684	85,425	100,919	99,272	92,612	92,810	89,869	91,777	87,249
% Collected	87%	99%	97%	108%	84%	80%	95%	95%	88%	89%	86%	88%	83%
% Paying Offenders	52%	55%	54%	59%	50%	48%	55%	55%	53%	53%	52%	54%	50%
% Employed	83%	82%	83%	82%	82%	82%	83%	83%	83%	83%	82%	81%	81%
Fees Converted	5,247	3,129	5,221	4,730	3,135	2,637	4,611	4,480	4,841	3,267	3,133	4,097	5,918
% Converted	5%	3%	5%	5%	3%	2%	4%	4%	5%	3%	3%	4%	6%
Fees Waived	2,345	1,960	2,275	2,345	2,520	2,730	2,800	2,870	3,115	3,325	3,255	3,290	3,150
% Waived	2%	2%	2%	2%	2%	3%	3%	3%	3%	3%	3%	3%	3%
Area 6 - Conway													
Fees Possible	90,370	90,195	91,280	88,935	88,445	88,270	89,320	90,580	90,230	89,950	91,140	91,210	92,330
Fees Collected	85,094	89,295	86,146	102,762	80,818	81,070	82,430	82,056	85,955	77,462	86,456	80,025	82,519
% Collected	94%	99%	94%	116%	91%	92%	92%	91%	95%	86%	95%	88%	89%
% Paying Offenders	58%	60%	56%	65%	57%	58%	56%	57%	54%	58%	54%	54%	56%
% Employed	82%	80%	81%	81%	81%	82%	80%	80%	80%	80%	80%	81%	80%
Fees Converted	2,026	3,499	3,104	2,037	2,525	1,741	2,102	2,548	2,943	2,666	2,598	2,685	2,518
% Converted	2%	4%	3%	2%	3%	2%	2%	3%	3%	3%	3%	3%	3%
Fees Waived	1,470	1,575	1,575	1,820	2,030	2,065	1,925	2,100	2,485	2,835	2,730	2,765	2,730
% Waived	2%	2%	2%	2%	2%	2%	2%	2%	3%	3%	3%	3%	3%
Area 7 - LR Probation													
Fees Possible			90,755	91,175	90,825	91,210	91,735	94,115	102,725	119,945	129,185	130,130	131,250
Fees Collected			84,564	91,947	76,200	77,491	85,390	82,711	86,201	84,222	85,991	89,228	84,402
% Collected			93%	101%	84%	85%	92%	88%	84%	70%	66%	68%	64%
% Paying Offenders			54%	56%	51%	51%	53%	51%	48%	42%	40%	41%	38%
% Employed			83%	83%	83%	83%	81%	82%	81%	81%	81%	81%	80%
Fees Converted			1,239	1,045	814	1,111	1,430	1,023	902	2,409	1,441	737	231
% Converted			1%	1%	1%	1%	2%	1%	1%	2%	1%	1%	0%
Fees Waived			3,220	3,535	3,815	3,850	3,465	3,360	3,395	9,135	4,410	5,040	4,585
% Waived			4%	4%	4%	4%	4%	4%	3%	8%	3%	4%	3%
Area 8 - LR Parole													
Fees Possible	166,180	163,835	73,675	73,045	72,765	73,535	72,380	72,835	73,850	74,830	73,605	75,530	75,250
Fees Collected	153,132	153,536	64,079	69,219	60,119	57,241	63,907	59,274	60,928	61,174	64,679	58,245	61,405
% Collected	92%	93%	87%	95%	83%	78%	88%	81%	83%	82%	88%	77%	81%
% Paying Offenders	52%	53%	51%	53%	48%	46%	51%	48%	49%	48%	52%	48%	48%
% Employed	82%	81%	81%	80%	82%	81%	81%	82%	81%	81%	82%	81%	81%
Fees Converted	1,771	5,584	2,387	3,487	3,279	2,629	3,014	4,444	4,711	3,047	4,604	2,211	809
% Converted	1%	3%	3%	5%	5%	4%	4%	6%	6%	4%	6%	3%	1%
Fees Waived	6,230	5,915	3,010	2,905	3,395	3,395	3,045	3,465	3,605	3,570	3,850	4,025	3,465
% Waived	4%	4%	4%	4%	5%	5%	4%	5%	5%	5%	5%	5%	5%



COMMUNITY SUPERVISION FEE COLLECTIONS AND WAIVERS - DEC. 2023 – Page 2

	Dec-22	Jan-23	Feb-23	Mar-23	Apr-23	May-23	Jun-23	Jul-23	Aug-23	Sep-23	Oct-23	Nov-23	Dec-23
Area 9 - Texarkana													
Fees Possible	49,210	48,755	48,475	47,985	47,775	47,565	46,865						
Fees Collected	38,469	44,648	42,867	49,780	37,616	42,191	43,888						
% Collected	78%	92%	88%	104%	79%	89%	94%						
% Paying Offenders	46%	51%	49%	57%	48%	51%	53%						
% Employed	70%	70%	70%	69%	72%	71%	71%						
Fees Converted	2,312	2,420	2,750	2,681	2,321	2,739	2,558						
% Converted	5%	5%	6%	6%	5%	6%	5%						
Fees Waived	840	1,225	1,155	1,085	1,120	1,155	1,085						
% Waived	2%	3%	2%	2%	2%	2%	2%						
Area 10 - Hot Springs													
Fees Possible	116,585	117,180	117,075	116,305	117,250	115,640	116,935	117,285	117,530	118,160	118,405	120,435	121,100
Fees Collected	102,562	105,927	107,217	119,383	96,962	98,745	108,584	103,919	108,823	105,333	107,769	103,023	106,307
% Collected	88%	90%	92%	103%	83%	85%	93%	89%	93%	89%	91%	86%	88%
% Paying Offenders	53%	55%	53%	58%	50%	52%	55%	53%	55%	54%	55%	52%	54%
% Employed	82%	81%	81%	82%	81%	82%	81%	81%	82%	82%	81%	80%	79%
Fees Converted	2,988	5,059	2,316	4,700	2,679	1,455	2,651	2,560	2,646	4,433	5,448	2,332	3,262
% Converted	3%	4%	2%	4%	2%	1%	2%	2%	2%	4%	5%	2%	3%
Fees Waived	7,910	7,840	7,140	7,105	7,665	7,455	7,560	7,910	7,945	7,735	7,455	7,735	7,385
% Waived	7%	7%	6%	6%	7%	6%	6%	7%	7%	7%	6%	6%	6%
Area 11 - Pine Bluff													
Fees Possible	91,875	91,490	91,070	91,000	92,085	93,205	92,995	102,655	102,970	101,850	102,795	103,880	103,425
Fees Collected	82,971	88,306	84,466	91,550	79,026	82,961	90,170	94,765	94,014	99,478	94,352	92,513	99,464
% Collected	90%	97%	93%	101%	86%	89%	97%	92%	91%	98%	92%	89%	96%
% Paying Offenders	57%	60%	57%	60%	54%	56%	59%	57%	57%	59%	57%	57%	60%
% Employed	78%	77%	77%	76%	77%	77%	78%	78%	77%	77%	77%	76%	75%
Fees Converted	4,411	4,722	5,060	5,737	3,846	4,803	4,587	6,729	4,397	4,538	6,408	4,309	4,835
% Converted	5%	5%	6%	6%	4%	5%	5%	7%	4%	4%	6%	4%	5%
Fees Waived	3,045	3,115	2,905	2,940	3,010	3,150	2,975	3,500	3,465	3,500	3,570	3,570	3,430
% Waived	3%	3%	3%	3%	3%	3%	3%	3%	3%	3%	3%	3%	3%
Area 12 - Texarkana													
Fees Possible	98,140	97,405	96,390	96,635	97,440	97,090	97,510	97,650	98,035	97,055	97,930	98,210	99,015
Fees Collected	83,470	92,266	90,775	99,591	77,505	79,458	84,291	88,083	93,186	79,493	79,869	82,768	79,248
% Collected	85%	95%	94%	103%	79%	81%	86%	90%	95%	82%	82%	84%	80%
% Paying Offenders	51%	55%	53%	56%	47%	49%	50%	51%	54%	49%	49%	49%	48%
% Employed	79%	80%	81%	81%	80%	80%	79%	79%	79%	78%	78%	77%	76%
Fees Converted	2,464	4,818	5,687	4,108	2,937	2,976	3,025	5,352	6,634	3,685	6,608	6,567	973
% Converted	3%	5%	6%	4%	3%	3%	3%	5%	7%	4%	7%	7%	1%
Fees Waived	3,010	2,765	2,660	2,555	2,765	3,325	3,290	3,815	3,885	3,710	3,360	3,465	3,255
% Waived	3%	3%	3%	3%	3%	3%	3%	4%	4%	4%	3%	4%	3%
Grand Total													
Fees Possible	1,165,430	1,162,035	1,163,330	1,162,105	1,166,445	1,166,375	1,164,555	1,170,260	1,180,550	1,196,020	1,209,775	1,215,760	1,219,820
Fees Collected	1,043,505	1,109,050	1,098,924	1,217,615	992,024	1,009,720	1,096,490	1,058,100	1,077,002	1,051,257	1,063,520	1,029,013	1,046,598
% Collected	90%	95%	94%	105%	85%	87%	94%	90%	91%	88%	88%	85%	86%
% Paying Offenders	54%	56%	55%	59%	51%	52%	55%	54%	54%	53%	53%	52%	52%
% Employed	82%	82%	82%	82%	82%	82%	82%	82%	82%	82%	82%	81%	81%
Fees Converted	36,090	42,809	45,136	42,753	34,224	30,359	41,264	41,852	44,921	40,813	48,064	41,808	33,399
% Converted	3%	4%	4%	4%	3%	3%	4%	4%	4%	3%	4%	3%	3%
Fees Waived	38,360	38,045	37,485	38,255	40,880	40,845	39,655	41,300	42,770	49,000	43,155	44,800	43,295
% Waived	3%	3%	3%	3%	4%	4%	3%	4%	4%	4%	4%	4%	4%

- Fees Possible:** The amount of supervision fees that can be collected per active/electronic monitoring supervision status of offenders for that month only. Does not include annual, pre-trial, and SIS.
- Fees Collected:** Actual amount of money collected that can be deposited in Special Revenue fund. Please keep in mind the amount collected could include an offender that pays three months in advance.
- Fees Converted:** Amount not included in Fees Collected. Represents the amount of money lost by conversions. If this money were collected instead of converted, it would be added to Fees Collected.
- Fees Waived:** Amount not included in Fees Collected. Represents the amount of money lost by waivers. If this money were collected instead of waived, it would be added to Fees Collected.

CENTER POPULATIONS - DECEMBER 2023

ARDOC
REPORT NO. IPTR500 -
18

ARKANSAS DEPARTMENT OF CORRECTION
ACC OPTION
STATEWIDE POPULATION REPORT

PAGE: 1 of 2
PROCESSED: 12/29/2023 12:30
AM REQUESTOR: eOMIS

FOR: 12/29/2023

Location:	In Count	Out To:					Total	Capacity	% Capacity
		ORCU Hosp	Other Hosp	Furlough	Court				
Central AR CCC - Males/Males	147	0	0	0	1	148	150		
Central AR CCC - Males Total	147	0	0	0	1	148	150	98.7%	
East Central AR CCC/90 Day PV in CCC Females	1	0	0	0	0	1	0		
East Central AR CCC/Females	359	0	0	0	0	359	362		
East Central AR CCC Supervision Sanction-Female/90 Day PV in CCC Females	17	0	0	0	0	17	0		
East Central AR CCC Supervision Sanction-Female/Females	66	0	0	0	0	66	88		
East Central AR CCC Total	443	0	0	0	0	443	450	98.4%	
NE AR CCC - Drug Treatment/Males	12	0	0	0	0	12	25		
NE AR CCC/Males	233	0	1	0	0	234	215		
NE AR CCC Total	245	0	1	0	0	246	240	102.5%	
NW AR CCC/Females	115	0	0	0	0	115	114		
NW AR CCC Total	115	0	0	0	0	115	114	100.9%	
Omega Supervision Sanction Center/90 Day PV in CCC Males	264	0	0	0	0	264	0		
Omega Supervision Sanction Center/Males	91	0	0	0	8	99	300		
Omega Supervision Sanction Center Total	355	0	0	0	8	363	300	121.0%	
SW AR CCC/Males	443	0	0	0	1	444	440		
SW AR Supervision Sanction Center/Males	85	0	0	0	0	85	100		
SW AR CCC Total	528	0	0	0	1	529	540	98.0%	
In Transit Count:	0								
TOTALS - UNIT COUNT	1,833	0	1	0	10	1,844			
					Male	1,286	1,230	104.6%	
					Female	558	564	98.9%	
					Total	1,844	1,794	102.8%	
County Jail Backup SSP/Females Total	12	0	0	0	0	12			
County Jail Backup SSP/Males Total	30	0	0	0	0	30			
County Jail Backup/Females Total	52	0	0	0	0	52			
County Jail Backup/Males Total	73	0	0	0	0	73			
TOTAL - NONAGENCY	167	0	0	0	0	167			
					Male	103			
					Female	64			
					Total	167			
Re-Entry Act 146 Total	161	0	0	0	0	161	195	82.6%	
GRAND TOTAL	2,161	0	1	0	10	2,172			

RESIDENTIAL CENTERS STATISTICS AT A GLANCE - DECEMBER 2023

Resident Admissions:

CAC: 37
 ECAC: 78
 NEAC: 34
 NWAC: 23
 OMEGA: 54
 SWAC: 89

Resident Releases:

CAC: 19
 ECAC: 64
 NEAC: 31
 NWAC: 11
 OMEGA: 59
 SWAC: 76

Affordable Healthcare Enrollment:

CAC: 17
 ECAC: 60
 NEAC: 31
 NWAC: 0
 OMEGA: 58
 SWAC: 90

Wage Class Enrollment:

CAC: 7
 ECAC: 12
 NEAC: 0
 NWAC: 10
 OMEGA: 3
 SWAC: 40

Shorter College Enrollment:

CAC: 34
 ECAC: 120
 NEAC: 0
 NWAC: 12
 SWAC: 0
 OMEGA: 81

Henderson State University Enrollment:

NWAC: 0
 OMEGA: 35
 SWAC: 0

Exodus Enrollment:

CAC: 50
 ECAC: 0

Good Grid Enrollment

CAC: 38
 ECAC: 35
 NEAC: 10
 NWAC: 18
 OMEGA: 53
 SWAC: 80

Photo IDs Issued:

CAC: 9
 ECAC: 0
 NEAC: 0
 NWAC: 0
 OMEGA: 15
 SWAC: 29

Drivers Licenses Obtained:

CAC: 7
 ECAC: 6
 NEAC: 3
 NWAC: 0
 OMEGA: 5
 SWAC: 1

MAT Participants:

CAC: 14
 ECAC: 31
 NEAC: 0
 NWAC: 2
 OMEGA: 0
 SWAC: 7

Reformers Anonymous:

SWAC: 65

Life Recovery:

OMEGA: 42
 SWAC: 43

Victim Impact Panel:

CAC: 7
 SWAC: 11

Number of Volunteers:

CAC: 103
 ECAC: 83
 NEAC: 72
 NWAC: 106
 OMEGA: 18
 SWAC: 78

Number of Volunteer Hours:

CAC: 226
 ECAC: 208
 NEAC: 231
 NWAC: 273
 OMEGA: 70.3
 SWAC: 688

GED Enrollment:

CAC: 35
 ECAC: 41
 NEAC: 15
 NWAC: 23
 OMEGA: 3
 SWAC: 80

GED Completed:

CAC: 2
 ECAC: 6
 NEAC: 1
 NWAC: 0
 OMEGA: 0
 SWAC: 0

AA/NA Attendance:

CAC: 157
 ECAC: 65
 NEAC: 42
 NWAC: 67
 OMEGA: 161
 SWAC: 79

Celebrate Recovery Attendance:

CAC: 34
 ECAC: N/A
 NEAC: 40
 NWAC: 0
 OMEGA: 0
 SWAC: 67

COMMUNITY SUPERVISION POPULATION

Active:

Includes current status of Active, Abscond and Electronic Monitoring

Inactive:

Includes current status of Non Reporting, Unsupervised, SIS
(Suspended Imposition of Sentence), Incarcerated and Out to Other State

Area #	AREA	Active (including Abscond)	Inactive	TOTAL
Area 1	Fayetteville	7,174	3,124	10,298
Area 2	Mountain Home	3,400	859	4,259
Area 3	Searcy	4,529	1,336	5,865
Area 4	Jonesboro	4,631	2,326	6,957
Area 5	Fort Smith	3,998	4,171	8,169
Area 6	Conway	3,430	1,136	4,566
Area 7	Little Rock-Probation	4,340	1,155	5,495
Area 8	Little Rock-Parole	3,661	661	4,322
Area 9	Texarkana	4,043	1,469	5,512
Area 10	Hot Springs	5,135	1,019	6,154
Area 11	Pine Bluff	4,540	910	5,450
ISC	C.O. Interstate Compact	3	1,820	1,823
	Statewide Totals by Status	48,884	19,986	68,870

COMMUNITY SUPERVISION POPULATION

Statewide Totals by Current Supervision Status as of December 31, 2023

Area	Active			Inactive					OVERALL TOTALS PER AREA
	Active (Direct Supv)	Electronic Monitoring (Direct)	Absconded	Incarcerated	Non-Reporting	Out to Other State	Unsupervised	Suspnd Imposition of Snt (SIS)	
C.O. Interstate Compact			3	5	80	1,735			1,823
Conway	2,761	10	659	236	165	104	35	596	4,566
Fayetteville	5,268	48	1,858	557	466	704	326	1,071	10,298
Fort Smith	3,220	31	747	193	257	131	147	3,443	8,169
Hot Springs	3,778	34	1,323	252	171	102	167	327	6,154
Jonesboro	3,473	17	1,141	265	276	179	112	1,494	6,957
Little Rock-Parole	2,409	81	1,171	127	224		151	159	4,322
Little Rock-Probation	3,826	9	505	224	456	82	16	377	5,495
Mountain Home	2,901	29	470	154	123	187	71	324	4,259
Pine Bluff	3,247	27	1,266	238	120	57	141	354	5,450
Searcy	3,543	6	980	227	189	230	108	582	5,865
Texarkana	3,003	22	1,018	303	248	312	89	517	5,512
Statewide Totals by Current Supervision Status	37,429	314	11,141	2,781	2,775	3,823	1,363	9,244	68,870

Offender Count Active Excluding Absconders

37,743

Explanation for "Current Supervision Status"

Active Supervision:

Offender is currently on Active/Direct Supervision Status.

Electronic Monitoring:

Offender is currently on an Electronic Monitor.

Incarcerated:

Offender is currently incarcerated including the following:

- Parole Holds (in state and out-of-state)
- ACT 570 Holds
- County Jail (including possible new charges—felony or misdemeanors—or serving commitments for traffic fines, court commitments, etc).

Non Reporting:

Drug Court offender currently in a Community Correction Center for sanction or court commitment, on detainer (federal or ICE hold), out-of-state, in CCC Residential Treatment, nursing home, hospital, or Arkansas State Hospital.

Out-To-Other-State:

Offender supervised out of Arkansas through Interstate Compact.

Unsupervised:

Parolee whose earned Good Time has met the requirements for unsupervised parole, probationers who received Unsupervised Sentence (e.g., five-year probation sentence specified as 3 years supervised and an additional 2 years unsupervised probation; or an unsupervised probation sentence which is common for misdemeanor offenses (e.g., 1 year unsupervised probation term).

Suspended Imposition of Sentence (SIS):

Offender received a suspended term of supervision.

COMMUNITY SUPERVISION RISK LEVELS

Statewide Risk Levels by Caseload Types as of December 31, 2023

CURRENT RISK LEVELS	Parole	Probation	Drug Court	Hope Court	Mental Health Court	Veterans Court	Swift Courts	Pre Adjudicated	Pre Trial/ Drug Court	Pre Trial/ Pre-Adjudicated	Pre Trial/ Regular	Pre Trial/ Veterans Court	Suspended	Ext Sex Offender Supv	Totals
Maximum	2,574	1,590	176	3		11					1		315		4,670
Medium	9,142	12,111	1,115	27	11	50	2		1	28	8		1,513	3	24,011
Minimum	6,060	16,289	550	14	7	41	2	1	6	50	10	3	1,430		24,463
Annual Reporting	2,209	1,202	1					1					162		3,575
Unassigned	2,923	3,092	64	1	1	4			8	2	9		6,047		12,151
Sum:	22,908	34,284	1,906	45	19	106	4	2	15	80	28	3	9,467	3	68,870

CURRENT RISK LEVELS ASSIGNED EXPLANATION:

- Maximum- last risk level score as "High"
- Medium- last risk level score as "Medium"
- Minimum- last risk level score as "Low"
- Annual- identifies offenders that are supervised Annual Reporting
- Unassigned- no ARORA has been completed or offender is currently supervised as "Unsupervised" where the risk level was changed to unassigned

Statewide Risk Levels by Caseload Supervision Status as of December 31, 2023

RISK LEVELS BY CURRENT SUPERVISION STATUS	Maximum	Medium	Minimum	Annual Reporting	Unassigned	Sum:
Active (Direct Supv)	2,036	14,200	17,409	2,834	950	37,429
Electronic Monitoring (Direct)	96	204	11	1	2	314
Abscinded	1,375	5,029	2,855	72	1,810	11,141
Incarcerated	405	1,185	515	7	669	2,781
Non-Reporting	302	965	510	13	985	2,775
Out to Other State	139	804	1,393	45	1,442	3,823
Unsupervised	9	142	370	441	401	1,363
Suspdn Imposition of Snt (SIS)	308	1,482	1,400	162	5,892	9,244
Sum:	4,670	24,011	24,463	3,575	12,151	68,870

COMMUNITY SUPERVISION GAINS AND LOSSES - DECEMBER 2023

Supervision Events		Parole	Probation	Pre-Trial	Suspended	Sum:
Total Gains	Intakes	663	748	14	145	1,570
	Sanction Release from SSP	131	8			139
	Total Gains					1,709
Total Losses	Revocations/or New ADC or CCC Sentence	317	214		32	563
	Sanction Incarceration SSP	114	3			117
	Terminations	167	460	12	89	728
	Total Losses					1,408

SRT TASK FORCE REPORT - DECEMBER 2023

ARRESTS:	
Absconders	27
Active Supervision	36
Collateral Arrests	40
SRT Total:	16
Task Force Total:	87

SRT Plus Task Force Total:	103
Felony Charges	139
Misdemeanor Charges	39
Traffic Charges	26
Narcotics Arrests	38

CONFISCATIONS:	
Marijuana	2,306 grams
Meth	504.4 grams
Cocaine	1.9 grams
Fentanyl	41.8 grams
Heroin	1.2 grams
Fentanyl Pills	30 pills
Prescription Pills	96 pills
Handguns	9
Drug Paraphernalia	36 items
Currency Seized	\$2,862.00

COMMUNITY SUPERVISION - COMMUNITY SERVICE - DECEMBER 2023

Community Service Report

AREAS	CITIES WITHIN AREA	FY2023 TOTALS	2023										DECEMBER		FY2024 TOTALS	
			JANUARY	FEBRUARY	MARCH	APRIL	MAY	JUNE	JULY	AUGUST	SEPTEMBER	OCTOBER	NOVEMBER	NUMBER OF PARTICIPANTS		NUMBER OF HOURS
1	Bentonville, Fayetteville, Huntsville	12,985.56	1,082.00	1,006.00	820.56	507.50	876.50	887.75	795.50	1,137.40	1,099.00	1,199.50	1,060.00	50	596.00	5,887.40
2	Harrison, Mountain Home, Salem, Mountain View, Berryville	9,794.50	577.75	907.00	1,152.50	1,271.50	598.50	859.50	770.50	1,662.41	956.75	1,147.25	1,262.25	59	1,155.00	6,954.16
3	Searcy, Newport, Walnut Ridge, Ash Flat, Heber Springs, Batesville, Pocahontas, Lonoke	27,553.95	2,368.58	2,179.75	2,215.52	1,546.77	2,316.75	1,976.75	1,441.84	2,082.60	1,650.23	1,334.75	1,369.75	91	2,401.95	10,281.12
4	Jonesboro, Paragould, Osceola	6,416.50	405.50	578.25	357.00	486.50	329.00	433.25	546.50	746.30	766.25	689.75	697.60	81	582.50	4,028.90
5	Fort Smith, Booneville, Clarksville, Ozark, Mena	8,283.79	486.95	599.15	538.50	417.04	388.00	507.15	499.95	570.75	404.00	436.30	473.49	72	899.50	3,283.99
6	Conway, Russellville, Morrilton, Danville	7,043.22	489.93	429.04	496.66	454.11	297.46	340.58	381.48	479.03	490.91	456.54	336.47	40	352.34	2,496.77
7	Little Rock	6,830.18	-	898.33	2,208.85	745.00	1,308.00	1,670.00	756.00	1,340.50	1,079.50	1,022.50	861.00	19	266.50	5,326.00
8	Little Rock, North Little Rock	12,744.34	1,325.00	227.00	384.00	229.09	279.00	302.00	384.00	404.25	341.00	455.00	222.00	6	44.50	1,850.75
9	Forrest City, Helena, West Memphis	4,358.48	367.00	341.49	470.50	270.51	332.50	377.00	17.00	Area Dissolved					17.00	
10	Malvern, Benton, Sheridan, Arkadelphia, Hot Springs, Benton, Camden, Fordyce	9,765.40	1,257.00	723.00	1,028.75	835.50	568.00	1,194.00	623.25	769.00	811.50	1,144.25	843.50	95	802.75	4,994.25
11	Pine Bluff, Stuttgart, Monticello, El Dorado, Crossett	11,066.75	1,079.25	852.00	1,043.75	979.00	1,160.75	698.75	990.25	1,248.75	1,279.25	1,257.50	848.50	64	831.25	6,455.50
12	Texarkana, Ashdown, Hope, Lewisville, Nashville, Magnolia	10,003.30	483.75	888.00	732.50	674.00	1,013.50	577.00	812.00	1,113.50	417.00	986.50	974.75	21	251.40	4,555.15
ISC											10.00	0.00	0.00	0	0.00	10.00
TOTAL		126,845.97	9,922.71	9,629.01	11,449.09	8,416.52	9,467.96	9,823.73	8,018.27	11,554.49	9,305.39	10,129.84	8,949.31	598.00	8,183.69	56,140.99

Litter Crew Report

AREAS	CITIES WITHIN AREA	2023 TOTALS	2023										DECEMBER 2023		FY2024 TOTALS	
			JANUARY	FEBRUARY	MARCH	APRIL	MAY	JUNE	JULY	AUGUST	SEPTEMBER	OCTOBER	NOVEMBER	NUMBER OF PARTICIPANTS		NUMBER OF HOURS
2	Harrison, Mountain Home, Salem, Mountain View, Berryville	852.0	110.0	20.0	179.5	373.5	0.0	0.0	280.0	82.5	112.5	11.5	0.0	0	0.0	486.5
3	Searcy, Newport, Walnut Ridge, Ash Flat, Heber Springs, Batesville, Pocahontas, Lonoke	447.0	0.0	0.0	0.0	0.0	0.0	4.0	0.0	0.0	0.0	0.0	0.0	0	0.0	0.0
4	Jonesboro, Paragould, Osceola	64.0	0.0	0.0	0.0	0.0	0.0	0.0	0.0	0.0	0.0	24.0	0.0	0	0.0	24.0
5	Fort Smith, Booneville, Clarksville, Ozark, Mena	193.0	0.0	9.0	15.0	24.0	0.0	16.0	21.0	17.0	12.0	18.0	0.0	0	0.0	68.0
6	Conway, Russellville, Morrilton, Danville	30.0	0.0	0.0	0.0	0.0	0.0	0.0	0.0	0.0	0.0	0.0	0.0	0	0.0	0.0
8	North Little Rock	-	-	-	-	-	-	-	184.0	68.0	68.0	55.0	0.0	0	0.0	375.0
9	Forrest City, Helena, West Memphis	88.0	0.0	0.0	0.0	0.0	0.0	0.0	0.0	0.0	0.0	0.0	0.0	0	0.0	0.0
TOTAL		1,833.0	110.0	29.0	194.5	397.5	0.0	20.0	485.0	167.5	192.5	108.5	0.0	0	0.0	953.5

County Work Project Report

AREAS	FY2023 TOTALS	2023											DECEMBER 2023			FY2024 TOTALS	
		JANUARY	FEBRUARY	MARCH	APRIL	MAY	JUNE	JULY	AUGUST	SEPTEMBER	OCTOBER	NOVEMBER	COUNTIES WHERE WORK COMPLETED	NUMBER OF PROBATIONERS AND PAROLEES	NUMBER OF HOURS		
1	157.0	0.0	0.0	0.0	0.0	0.0	0.0	0.0	0.0	0.0	0.0	0.0	0.0	Benton	0	0.0	0.0
8	0.0	-	-	-	-	-	-	-	-	64.0	0.0	0.0	0.0	North Little Rock	0	0.0	64.0
10	346.0	96.0	0.0	0.0	0.0	0.0	0.0	0.0	0.0	0.0	24.0	0.0	0.0	Garland, Hot Spring	0	0.0	24.0
11	275.0	0.0	0.0	0.0	0.0	0.0	0.0	0.0	0.0	0.0	0.0	0.0	0.0	Jefferson	0	0.0	0.0
TOTAL		690.0	96.0	0.0	0.0	0.0	0.0	0.0	0.0	64.0	24.0	0.0	0.0		0	0.0	88.0

COMMUNITY SUPERVISION REVOCATIONS

Revocation Events By Supervision Types and Area - December 2023

Area	Supervision Type	Revoked (Sent to ADC)	Revoked (Sent to CCC)	Revoked (Other)	New ADC/ CCC Sentence
Area 1-Fayetteville	Parole	35			2
Area 2-Mountain Home		21			2
Area 3-Searcy		24	1	1	2
Area 4-Jonesboro		15			3
Area 5-Fort Smith		34			7
Area 6-Conway		18			11
Area 8-Little Rock		42	1		7
Area 10-Hot Springs		26		2	4
Area 11-Pine Bluff		26			3
Area 12-Texarkana		23			7
Total by Supervision Type	Parole	264	2	3	48
Area 1-Fayetteville	Probation	4	2	17	6
Area 2-Mountain Home		6	1	4	4
Area 3-Searcy		12	15	7	2
Area 4-Jonesboro		5	5	10	13
Area 5-Fort Smith		5	3	1	2
Area 6-Conway		6	1		1
Area 7-Little Rock		2		19	3
Area 10-Hot Springs		2		15	4
Area 11-Pine Bluff		5	4	3	2
Area 12-Texarkana		18	1	3	1
Total by Supervision Type	Probation	65	32	79	38
Area 1-Fayetteville	Suspended	2		1	2
Area 2-Mountain Home					1
Area 3-Searcy		1			
Area 4-Jonesboro		1			5
Area 5-Fort Smith					12
Area 6-Conway					2
Area 10-Hot Springs		1			
Area 11-Pine Bluff					1
Area 12-Texarkana		3			
Total by Supervision Type	Suspended	8		1	23
TOTAL BY SUPERVISION EVENT		337	34	83	109

REVOCATION HEARINGS

Parole Revocation Hearings and Outcomes - December 2023

Hearing Outcome	Laws and Technical	Laws Only	Technical Only	Total By Hearing Outcome
Administrative Revocation		75		75
Deferred	1	2		3
Reinstate	9	1	1	11
Revoked	26	6	2	34
Waived	168	26	22	216
Total By Violation Type	204	110	25	339

Note: Excludes SSP Sanction Hearings

ACT 1029 HEARINGS HELD	Total
Deferred	2
Reinstate	1
Revoked	10
Waived	12
Total # ACT 1029 Hearings	25

SUPERVISION SANCTIONS

Supervision Sanction Hearings and Waivers

12/01/2023 - 12/31/2023

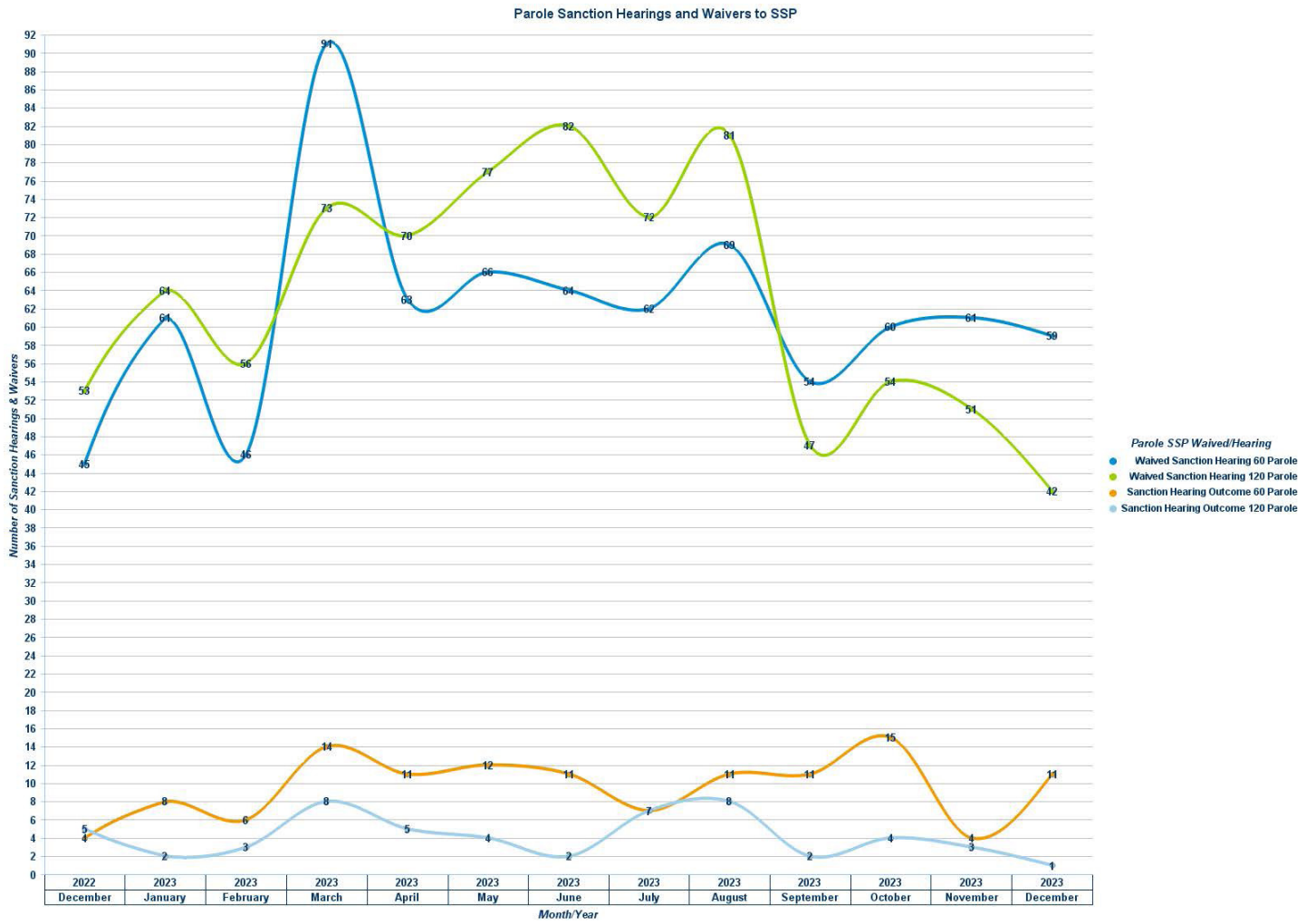
Sanction Hearing Outcome	Sanction Hearing Type	Parole	Probation	Sum:
Sanction Hearing Outcome 60 Parole	Sanction Hearing	11		11
Sanction Hearing Outcome 90 Probation			1	1
Sanction Hearing Outcome 120 Parole		1		1
Totals:	Sanction Hearing	12	1	13

Waived Sanction Hearing 60 Parole	Waived Sanction Hearing	59		59
Waived Sanction Hearing 90 Probation			2	2
Waived Sanction Hearing 120 Parole		42		42
Totals:	Waived Sanction Hearing	101	2	103

	Overall Totals:	113	3	116
--	------------------------	------------	----------	------------

Note: SSP lengths for parolees only were changed in December 2021.

PAROLE SANCTION HEARINGS AND WAIVERS TO SSP



COMMUNITY SUPERVISION DRUG TESTING

**Regular Probation and Parole
Positive Tests During December 2023**

Offender Urine Tests Administered this Period: 6,669
Number of Offenders Testing Positive: 2,378

Drug Tested	Count
THC/Marijuana	1,425
Methamphetamines	1,367
Amphetamines	876
Cocaine	120
Benzodiazepines	105
Ecstasy	73
Alcohol	60
Ethyl Glucuronide	55
Oxycodone	46
Heroin/Opiates	44
Fentanyl	36
Buprenorphine	28
Barbiturates	13
Methadone	13
Tramadol	12
Hydrocodone	9
Propoxyphene	8
Morphine	7
Crack	4
K2 (SPICE)	4
PCP	3
Methadone Metabolite	2
Methaqualone	2
Speed	2
Creatinine	1
Other Hallucinogens	1
Total	4,316

**Drug Courts
Positive Tests During December 2023**

Offender Urine Tests Administered this Period: 6,837
Number of Offenders Testing Positive: 283

Drug Tested	Count
Buprenorphine	427
THC/Marijuana	268
Amphetamines	235
Methamphetamines	224
Ethyl Glucuronide	103
Benzodiazepines	61
Methadone	51
Tramadol	51
Ecstasy	50
Oxycodone	43
Morphine	36
Cocaine	35
Fentanyl	33
Heroin/Opiates	27
Creatinine	24
Alcohol	13
K2 (SPICE)	2
Barbiturates	1
pH	1
Total	1,685

**Specialty Courts
Positive Tests During December 2023**

Offender Urine Tests Administered this Period: 125
Number of Offenders Testing Positive: 11

Drug Tested	Count
Amphetamines	8
Methamphetamines	8
THC/Marijuana	7
Ethyl Glucuronide	2
Alcohol	1
Benzodiazepines	1
Total	27

