



DIVISION OF COMMUNITY CORRECTION BOARD REPORT

February 2025

Jim Cheek
Director



COMMUNITY SUPERVISION AREA HIGHLIGHTS:

AREA 1

On 1-21-2025 Agent Foreman with DEA assistance seized
Methamphetamines 57.1 G
One handgun/9mm Taurus
US Currency: \$2,500
Drug Paraphernalia



AREA 2

Career Planning & Placement Specialist Bertha Kitchens attended the bi-monthly Unified Community Resource Council Meeting on November 20, 2024, where the speaker was Chris Kellem, WIOA Career Advisor. Some time later, CPPS Kitchens met with Ms. Kellem to discuss the programs that WIOA offers and how they could be of assistance to individuals supervised by the Division of Community Correction. As a result, eligible individuals are referred to Ms. Kellem. Two participants obtained employment through the WIOA program in January 2024.

AREA 3

Area Manager Tiffany Jackson was promoted to Assistant Director for DCC on 1/6/25.



AREA 4


On January 22, 2025, the Poinsett County Drug Court had two (2) participants graduate the program. They are pictured with Judge Mooney in the courtroom. Congratulations to Richard Delaney and Lindsay Williams.
On January 23, 2025, Joe Barrett, Poinsett County Prosecutor donated a bicycle to the Poinsett County Drug Court for offenders to use for transportation

AREA 5

This is Edward Kilcollins a recent drug court graduate. He recently got his driver's license back for the first time in 20 years. CPPS Cox in Mena is a huge help with offenders getting driver's license restored.

AREA 6

On 01/21/2025, Perry County Drug Court welcomed the Canine Companions for Justice to speak about their program. Roxy and Reinhold were welcomed with open arms.



AREA 7/8

On 1/22/25, ISP received information that offender Braylon Sisk was involved in possible narcotics distribution at 3510 S. Bryant. ISP Agents as well as LRPD narcotics made contact with Sisk and entry was made into the apartment. In plain view on the couch a bank bag was open with marijuana, cash and plastic baggies with a white powdery substance was found. A black laptop bag was on the floor and a 40-caliber pistol was located. A search warrant was requested and executed by LRPD narcotics unit as well as all evidence obtained. Sisk had clothes, paperwork, and assorted items that belonged to him in the bedroom. Anglee Jones was in the apartment as well and was arrested on a warrant out of LRPD. Both Jones and Sisk were transported to the northwest substation for questioning.

AREA HIGHLIGHTS, continued:**AREA 9**

On 01/27/2025 - Area 5 CSOs worked together for the extradition of sex offender Bobby Williams ADC 138530 from McIntosh County Jail in Oklahoma and Area 9 transported Gregory Aparicion ADC153453. They met in Mena, AR and exchanged offenders. Great Team work in this effort.

AREA 10

01/30/2025: CSA Christine Zimmerman and CSA Tiffani Childers conducted a vehicle search at the Malvern Parole office on offender Allison Allen. During search a small bag with multiple pills were located inside Allen's purse. Malvern PD Officer O'Keefe arrived at the office. The pills were identified as (25 pills) Pregabalin, Schedule 5 and (9 pills) Tramadol. Officer O'Keefe seized the pills. Allen was cited for a Class A Misdemeanor for Possession of Controlled Substance. Court date 04.07.2025 at 8am Malvern District Court. Allen was transported to Malvern PD to be processed.

AREA 11

Home visit conducted with the assistance of Investigator Huntsman, Investigator Vorhese, Deputy Hill, and Deputy Lacee Mondragon with the Ashley County Sheriff Department at the residence of JOHNSON, Kevin PID# 285778. Officers made contact with Johnson in the living room of the residence. Deputy Vorhese asked Johnson if he had anything in the residence that should not be in the residence. Johnson escorted Deputy Vorhese to the bathroom in the master bedroom and showed him where a meth pipe was located. Officers searched the bedroom where; Johnson's wife, Whitney Johnson ADC 713549, was currently sitting on the bed. Deputy Hill found a syringe in/or around the nightstand next to the bed that appeared to be loaded with methamphetamine along with a couple of meth pipes. While continuing the search, Officers found a second syringe that appeared to be located with methamphetamines. While Johnson and his wife, Whitney, were being placed in hand restraints, Johnson began to resist and pulled away from Deputy Mondragon. Agent Sivils and Investigator Vorhese used the least amount of physical force necessary to place Johnson in restraints. Johnson and his wife, Whitney, was charged with Possession of Controlled Substance Schedule I, II, (Meth or Cocaine) and Possession of Drug Paraphernalia. Johnson was also charged with Resisting Arrest. Johnson and Whitney were then transported to the Ashley County Detention Center.

ISP ARREST

Officer	Number of Arrest
Audriana Passafiume	1
Autumn Hamrick	2
Brittney Cathey	8
Chad Hale	3
Douglas Johnson	1
Molly Hensley	5
Richard Perry	3
Ryan Gordon	8
Total Arrest	31



TREATMENT:

2,432 probationers and parolees were served in the general Substance Use Disorder Treatment programs. Another 1,545 participants were served in the Drug Court Treatment programs, bringing the total served to 3,977 for the month.

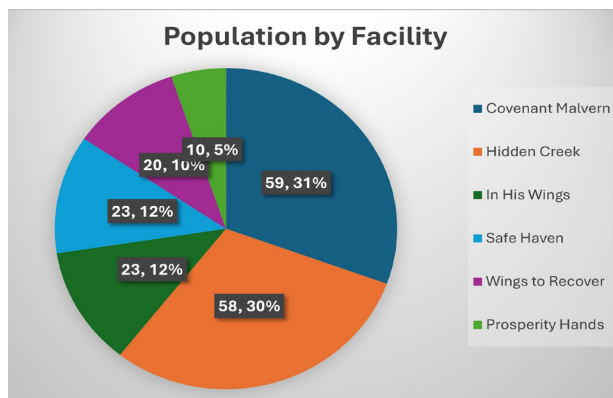
REENTRY PROGRAM:

REENTRY FACILITIES:

As of January 31, ACC had six licensed Reentry Facilities with 193 total residents in Phases I-IV of the Reentry program. Since the program began, there have been 3,183 individuals who have successfully completed and graduated from the program. During the month, twenty-three (23) residents completed WAGE with eight (8) additional enrolling. seven (7) residents completed CRC and earned their certificates. A total of nineteen (19) Reentry Facility residents received their driver's license, ten (10) received an ID card, thirteen (13) received their Social Security Cards and five (5) received birth certificates.

REENTRY OFFICERS:

In January, 89 Reentry residents was reported to be employed and 18 residents were reported to be ineligible for employment at this time. Reentry Officers reported seven (7) education referrals, which resulted in enrollments. Reentry Officers conducted 151 reentry facility office visits, 63 Phase IV office visits, 14 Phase IV home visits and 21 pre-parole plan verifications. Reentry Officers made 38 community contacts within their assigned area during the month and conducted 62 office visits in their area. There was three (3) Good Grid classes conducted across the state with fourteen (14) referrals, eleven (11) in attendance. Three (3) job fairs were held with 32 referrals, 24 in attendance.



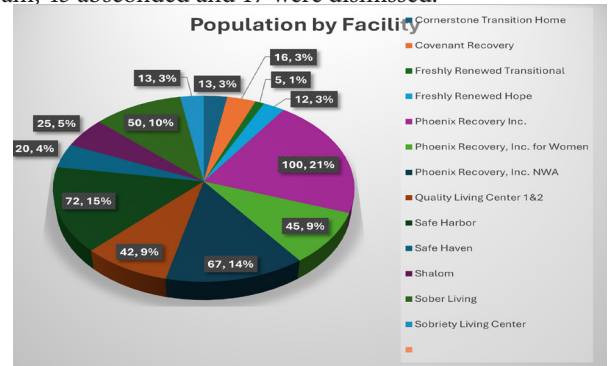
TRANSITIONAL HOUSING:

There are 16 licensed vendor facilities with 553 beds (480 DOC funded) in the facilities. Within the transitional facilities, there are 212 residents who have obtained full-time employment. In January, 275 residents who previously received their GED or high school diploma.

During the month, there were 53 registered sex offenders living in transitional facilities.

A total of 43 residents received their driver's license, 88 received an ID card, 118 received their Social Security card and 24 received birth certificates. Through new community partnerships, one (1) were enrolled in GED.

A total of 64 residents graduated from the Transitional Housing program, 45 absconded and 17 were dismissed.



SEX OFFENDER ASSESSMENT

Assessments Completed:

Risk Level	January	September 1999 through January 2025
Level 1	0	1,248
Level 2	0	9,717
Level 3	0	8,151
Level 4	0	758
Default 3	0	*
Total	0	19,874
*Default Level 3's are included in the total number of Level 3's to date.		

ACIC Numbers:

The total number of sex offenders registered from September 1999 through January 2025:

Compliant	8,536
Delinquent	1,983
Confined	3,982
Out-of-State	4,569
Address Unknown	120
Deported	204
Incapacitated	146
Out of USA	93
Total	19,633

Consistent with current Arkansas law, deceased offenders no longer remain on the registry.

COMMUNITY SUPERVISION FEE COLLECTIONS AND WAIVERS - JANUARY 2025 – Page 1

	Jan-24	Feb-24	Mar-24	Apr-24	May-24	Jun-24	Jul-24	Aug-24	Sep-24	Oct-24	Nov-24	Dec-24	Jan-25
Area 1 - Fayetteville													
Fees Possible	162,645	163,030	164,010	166,530	165,200	164,220	163,170	164,500	168,840	168,875	168,280	169,190	168,000
Fees Collected	146,927	167,923	159,775	151,961	146,803	130,347	140,663	159,073	139,438	165,606	141,707	146,702	159,970
% Collected	90%	103%	97%	91%	89%	79%	86%	97%	83%	98%	84%	87%	95%
% Paying Offenders	53%	56%	55%	53%	53%	47%	47%	52%	45%	52%	47%	48%	52%
% Employed	88%	88%	87%	87%	88%	88%	88%	87%	88%	84%	88%	88%	88%
Fees Converted	4,978	6,809	6,540	6,755	6,705	6,796	4,444	7,167	5,379	6,592	4,791	5,918	8,979
% Converted	3%	4%	4%	4%	4%	4%	3%	4%	3%	4%	3%	3%	5%
Fees Waived	4,025	4,095	4,025	3,745	3,920	3,815	3,815	4,025	4,060	3,745	3,465	3,710	3,535
% Waived	2%	3%	2%	2%	2%	2%	2%	2%	2%	2%	2%	2%	2%
Area 2 - Mountain Home													
Fees Possible	96,810	96,530	96,390	97,405	96,845	96,390	95,760	95,165	95,200	96,005	95,305	94,395	92,365
Fees Collected	90,280	104,220	103,699	92,333	96,153	83,306	88,673	93,505	87,434	102,237	83,175	87,634	85,100
% Collected	93%	108%	108%	95%	99%	86%	93%	98%	92%	106%	87%	93%	92%
% Paying Offenders	59%	63%	63%	60%	63%	57%	57%	59%	55%	61%	55%	56%	57%
% Employed	85%	84%	85%	86%	86%	85%	85%	85%	85%	77%	83%	83%	84%
Fees Converted	1,964	1,491	2,167	1,007	1,645	2,121	2,904	1,097	1,515	2,602	1,876	2,129	1,884
% Converted	2%	2%	2%	1%	2%	2%	3%	1%	2%	3%	2%	2%	2%
Fees Waived	1,330	1,190	1,155	1,330	1,365	1,645	1,645	1,995	1,785	1,785	1,820	1,610	1,470
% Waived	1%	1%	1%	1%	1%	2%	2%	2%	2%	2%	2%	2%	2%
Area 3 - Searcy													
Fees Possible	116,410	117,775	117,495	115,430	117,810	118,545	117,460	115,745	116,760	117,600	118,895	120,470	121,205
Fees Collected	105,169	122,875	122,563	106,934	110,377	95,530	105,134	114,930	100,426	110,809	101,200	103,983	112,781
% Collected	90%	104%	104%	93%	94%	81%	90%	99%	86%	94%	85%	86%	93%
% Paying Offenders	55%	58%	58%	56%	56%	48%	51%	55%	50%	54%	48%	48%	51%
% Employed	77%	78%	78%	79%	78%	78%	78%	78%	78%	79%	79%	77%	77%
Fees Converted	4,532	3,303	3,704	2,558	4,746	2,294	4,231	4,073	2,019	5,079	3,985	5,778	4,817
% Converted	4%	3%	3%	2%	4%	2%	4%	4%	2%	4%	3%	5%	4%
Fees Waived	3,535	3,640	3,745	3,570	3,710	3,430	3,920	4,270	3,955	4,025	4,165	3,955	4,305
% Waived	3%	3%	3%	3%	3%	3%	3%	4%	3%	3%	4%	3%	4%
Area 4 - Jonesboro													
Fees Possible	112,560	112,070	112,490	111,335	111,965	111,300	109,690	109,340	108,710	109,585	111,160	110,495	109,760
Fees Collected	95,527	108,677	110,200	97,421	99,901	79,161	94,256	99,872	83,528	98,163	86,989	87,136	98,899
% Collected	85%	97%	98%	88%	89%	71%	86%	91%	77%	90%	78%	79%	90%
% Paying Offenders	51%	54%	53%	52%	52%	43%	48%	51%	46%	52%	46%	46%	50%
% Employed	79%	78%	79%	78%	79%	79%	80%	80%	79%	75%	79%	78%	77%
Fees Converted	4,070	5,401	5,404	4,103	4,681	4,557	6,418	10,568	5,823	4,043	4,915	6,815	8,097
% Converted	4%	5%	5%	4%	4%	4%	6%	10%	5%	4%	4%	6%	7%
Fees Waived	5,915	5,775	6,685	6,510	6,650	6,860	6,860	7,140	6,825	6,545	6,685	6,860	6,825
% Waived	5%	5%	6%	6%	6%	6%	6%	7%	6%	6%	6%	6%	6%
Area 5 - Fort Smith													
Fees Possible	104,720	104,300	104,580	104,405	104,860	105,000	102,690	101,815	100,870	100,345	100,485	101,115	99,365
Fees Collected	95,260	112,497	100,597	90,255	97,416	79,963	92,914	98,011	82,693	101,303	81,076	84,391	88,874
% Collected	91%	108%	96%	86%	93%	76%	90%	96%	82%	101%	81%	83%	89%
% Paying Offenders	54%	58%	55%	52%	54%	47%	51%	55%	48%	57%	47%	48%	50%
% Employed	82%	81%	81%	82%	81%	82%	83%	83%	83%	78%	82%	81%	80%
Fees Converted	4,151	5,660	5,020	5,011	4,989	4,757	4,813	5,286	4,840	6,550	4,287	7,396	4,995
% Converted	4%	5%	5%	5%	5%	5%	5%	5%	5%	7%	4%	7%	5%
Fees Waived	3,010	3,115	3,150	2,975	3,465	3,850	3,745	4,410	4,025	3,885	4,200	4,585	4,200
% Waived	3%	3%	3%	3%	3%	4%	4%	4%	4%	4%	4%	5%	4%
Area 6 - Conway													
Fees Possible	91,385	91,420	92,820	94,290	94,045	93,520	93,625	94,710	95,270	94,815	96,110	97,230	96,530
Fees Collected	82,304	93,353	89,189	88,215	96,181	72,975	89,062	85,981	73,589	100,422	81,770	90,063	89,345
% Collected	90%	102%	96%	94%	102%	78%	95%	91%	77%	106%	85%	93%	93%
% Paying Offenders	55%	58%	56%	55%	59%	49%	54%	54%	47%	59%	50%	52%	52%
% Employed	80%	79%	79%	79%	79%	80%	80%	78%	79%	77%	79%	77%	77%
Fees Converted	3,241	2,929	1,207	2,763	3,358	2,185	2,373	2,188	2,143	2,805	1,732	2,437	2,863
% Converted	4%	3%	1%	3%	4%	2%	3%	2%	2%	3%	2%	3%	3%
Fees Waived	2,555	2,730	2,765	2,730	3,010	2,905	2,800	2,905	2,940	3,290	3,465	3,395	3,395
% Waived	3%	3%	3%	3%	3%	3%	3%	3%	3%	3%	4%	3%	4%
Area 7 - LR Probation													
Fees Possible	138,565	136,395	134,715	134,400	134,085	132,335	134,190	131,005	132,370	135,835	138,670	136,955	139,790
Fees Collected	98,167	102,164	110,705	108,394	108,217	91,978	106,752	106,806	107,748	115,611	101,151	105,749	101,445
% Collected	70%	75%	82%	80%	81%	69%	80%	81%	81%	85%	73%	77%	72%
% Paying Offenders	40%	40%	43%	42%	43%	39%	42%	43%	43%	44%	38%	40%	37%
% Employed	79%	80%	79%	82%	82%	81%	81%	81%	81%	80%	80%	80%	79%
Fees Converted	1,111	1,155	946	1,040	132	671	682	935	1,001	1,254	1,199	574	3,171
% Converted	1%	1%	1%	1%	0%	1%	1%	1%	1%	1%	1%	0%	2%
Fees Waived	6,825	4,935	5,040	5,320	5,635	5,775	5,880	5,915	5,635	5,845	6,370	7,210	7,245
% Waived	5%	4%	4%	4%	4%	4%	4%	5%	4%	4%	5%	5%	5%



COMMUNITY SUPERVISION FEE COLLECTIONS AND WAIVERS - JANUARY 2025 – Page 2

	Jan-24	Feb-24	Mar-24	Apr-24	May-24	Jun-24	Jul-24	Aug-24	Sep-24	Oct-24	Nov-24	Dec-24	Jan-25
Area 8 - LR Parole													
Fees Possible	74,200	74,935	74,480	75,775	75,565	76,580	76,405	76,580	77,035	78,575	79,065	79,415	79,030
Fees Collected	62,041	62,224	64,921	62,342	65,781	52,365	62,018	64,128	59,261	66,110	62,143	63,405	58,720
% Collected	84%	83%	87%	82%	87%	68%	81%	84%	77%	84%	79%	80%	74%
% Paying Offenders	50%	48%	50%	48%	50%	40%	44%	45%	44%	46%	43%	42%	40%
% Employed	80%	80%	81%	80%	80%	80%	80%	80%	80%	79%	78%	77%	77%
Fees Converted	4,763	5,792	4,928	2,489	4,150	4,350	4,868	4,593	4,895	3,988	4,046	4,621	5,318
% Converted	6%	8%	7%	3%	5%	6%	6%	6%	6%	5%	5%	6%	7%
Fees Waived	3,570	3,605	3,780	3,605	3,535	3,640	3,920	4,655	4,445	4,130	4,235	4,130	3,885
% Waived	5%	5%	5%	5%	5%	5%	5%	6%	6%	5%	5%	5%	5%
Area 9 - Texarkana													
Fees Possible	99,540	99,120	99,890	99,505	101,395	101,115	101,885	102,130	103,390	102,305	103,250	103,775	103,110
Fees Collected	86,494	92,282	99,464	83,163	92,306	69,076	84,547	90,260	85,379	98,690	83,115	87,448	90,348
% Collected	87%	93%	100%	84%	91%	68%	83%	88%	83%	96%	80%	84%	88%
% Paying Offenders	49%	51%	52%	49%	52%	42%	46%	47%	46%	52%	44%	46%	47%
% Employed	77%	77%	77%	79%	79%	79%	78%	78%	77%	83%	78%	77%	76%
Fees Converted	3,701	4,153	2,670	3,606	3,556	4,707	5,420	8,634	5,510	8,249	3,315	4,329	5,951
% Converted	4%	4%	3%	4%	4%	5%	5%	8%	5%	8%	3%	4%	6%
Fees Waived	3,570	3,535	3,465	3,465	3,325	3,220	3,185	3,360	3,115	3,220	3,290	3,185	2,870
% Waived	4%	4%	3%	3%	3%	3%	3%	3%	3%	3%	3%	3%	3%
Area 10 - Hot Springs													
Fees Possible	119,525	119,665	120,505	120,925	122,010	121,625	119,875	119,490	118,755	119,420	118,930	120,610	119,385
Fees Collected	112,207	119,202	120,269	106,228	107,718	91,971	105,822	108,362	97,939	116,104	93,100	105,525	112,647
% Collected	94%	100%	100%	88%	88%	76%	88%	91%	82%	97%	78%	87%	94%
% Paying Offenders	56%	57%	56%	54%	54%	47%	51%	53%	49%	55%	47%	50%	51%
% Employed	80%	80%	81%	81%	80%	80%	80%	80%	80%	88%	80%	79%	78%
Fees Converted	3,795	5,690	3,479	4,417	3,306	3,418	3,157	4,964	3,911	5,211	5,535	6,160	5,816
% Converted	3%	5%	3%	4%	3%	3%	3%	4%	3%	4%	5%	5%	5%
Fees Waived	7,420	7,770	7,630	7,770	7,910	8,435	8,575	8,015	7,560	7,875	7,665	7,455	7,350
% Waived	6%	6%	6%	6%	6%	7%	7%	7%	6%	7%	6%	6%	6%
Area 11 - Pine Bluff													
Fees Possible	101,850	102,795	103,600	102,445	102,900	101,080	99,330	99,470	100,345	100,555	100,380	101,325	102,060
Fees Collected	95,936	103,071	100,271	95,566	97,114	75,643	99,058	91,909	84,848	100,914	83,962	92,189	92,882
% Collected	94%	100%	97%	93%	94%	75%	100%	92%	85%	100%	84%	91%	91%
% Paying Offenders	60%	61%	59%	59%	61%	50%	60%	58%	53%	60%	52%	53%	52%
% Employed	75%	75%	76%	76%	76%	76%	75%	76%	75%	79%	74%	76%	74%
Fees Converted	6,541	4,854	3,922	4,666	4,282	5,512	6,743	3,985	5,887	6,271	4,131	6,526	6,138
% Converted	6%	5%	4%	5%	4%	5%	7%	4%	6%	6%	4%	6%	6%
Fees Waived	3,675	3,710	3,605	3,395	3,395	3,430	3,395	3,500	3,430	3,360	3,325	3,080	3,185
% Waived	4%	4%	3%	3%	3%	3%	3%	4%	3%	3%	3%	3%	3%
Grand Total													
Fees Possible	1,218,210	1,218,035	1,220,975	1,222,445	1,226,680	1,221,710	1,214,080	1,209,950	1,217,545	1,223,915	1,230,530	1,234,975	1,230,600
Fees Collected	1,070,311	1,188,489	1,181,653	1,082,812	1,117,967	922,316	1,068,898	1,112,836	1,002,283	1,175,971	999,387	1,054,226	1,091,011
% Collected	88%	98%	97%	89%	91%	75%	88%	92%	82%	96%	81%	85%	89%
% Paying Offenders	53%	55%	54%	52%	54%	46%	50%	52%	48%	53%	47%	48%	49%
% Employed	81%	80%	81%	81%	81%	81%	81%	81%	81%	80%	80%	80%	79%
Fees Converted	42,846	47,234	39,986	38,412	41,547	41,369	46,052	53,488	42,923	52,643	39,810	52,680	58,028
% Converted	4%	4%	3%	3%	3%	3%	4%	4%	4%	4%	3%	4%	5%
Fees Waived	45,430	44,100	45,045	44,415	45,920	47,005	47,740	50,190	47,775	47,705	48,685	49,175	48,265
% Waived	4%	4%	4%	4%	4%	4%	4%	4%	4%	4%	4%	4%	4%

- Fees Possible:** The amount of supervision fees that can be collected per active/electronic monitoring supervision status of offenders for that month only. Does not include annual, pre-trial, and SIS.
- Fees Collected:** Actual amount of money collected that can be deposited in Special Revenue fund. Please keep in mind the amount collected could include an offender that pays three months in advance.
- Fees Converted:** Amount not included in Fees Collected. Represents the amount of money lost by conversions. If this money were collected instead of converted, it would be added to Fees Collected.
- Fees Waived:** Amount not included in Fees Collected. Represents the amount of money lost by waivers. If this money were collected instead of waived, it would be added to Fees Collected.

COMMUNITY SUPERVISION POPULATION

Active:

Includes current status of Active, Abscond and Electronic Monitoring

Inactive:Includes current status of Non Reporting, Unsupervised, SIS
(Suspended Imposition of Sentence), Incarcerated and Out to Other State

Statewide Totals by Current Supervision Status (Active and Inactive) as of January 31, 2025

AREA #	Area	Active	Inactive	TOTAL
Area 1	Fayetteville	7,100	3,614	10,714
Area 2	Mountain Home	3,252	921	4,173
Area 3	Searcy	4,611	1,590	6,201
Area 4	Jonesboro	4,455	2,625	7,080
Area 5	Fort Smith	3,860	4,482	8,342
Area 6	Conway	3,434	1,244	4,678
Area 7	Little Rock-Probation	5,003	1,249	6,252
Area 8	Little Rock-Parole	3,669	639	4,308
Area 9	Texarkana	4,063	1,637	5,700
Area 10	Hot Springs	5,198	1,111	6,309
Area 11	Pine Bluff	4,475	992	5,467
ISC	C.O. Interstate Compact	6	1,856	1,862
	Statewide Totals by Status	49,126	21,960	71,086

COMMUNITY SUPERVISION POPULATION

Statewide Totals by Current Supervision Status as of January 31, 2025

Area	Active			Inactive					OVERALL TOTALS PER AREA
	Active (Direct Supv)	Electronic Monitoring (Direct)	Absconded	Incarcerated	Non- Reporting	Out to Other State	Unsupervised	Suspnd Imposition of Snt (SIS)	
C.O. Interstate Compact	1		5	4	68	1,784			1,862
Conway	2,884	10	540	216	188	114	55	671	4,678
Fayetteville	5,328	43	1,729	563	561	814	396	1,280	10,714
Fort Smith	3,152	19	689	147	338	122	160	3,715	8,342
Hot Springs	3,907	26	1,265	282	191	99	182	357	6,309
Jonesboro	3,370	14	1,071	255	318	204	138	1,710	7,080
Little Rock-Parole	2,585	57	1,027	119	226		142	152	4,308
Little Rock-Probation	4,105	6	892	266	385	87	21	490	6,252
Mountain Home	2,791	16	445	173	170	185	57	336	4,173
Pine Bluff	3,238	18	1,219	250	157	68	142	375	5,467
Searcy	3,692	7	912	264	208	244	243	631	6,201
Texarkana	3,083	24	956	311	276	327	88	635	5,700
Statewide Totals by Current Supervision Status	38,136	240	10,750	2,850	3,086	4,048	1,624	10,352	71,086

Offender Count Active excluding Absconders

38,376

Explanation for "Current Supervision Status"

Active Supervision:

Offender is currently on Active/Direct Supervision Status.

Electronic Monitoring:

Offender is currently on an Electronic Monitor.

Incarcerated:

Offender is currently incarcerated including the following:

- Parole Holds (in state and out-of-state)
- ACT 570 Holds
- County Jail (including possible new charges—felony or misdemeanors—or serving commitments for traffic fines, court commitments, etc).

Non Reporting:

Drug Court offender currently in a Community Correction Center for sanction or court commitment, on detainer (federal or ICE hold), out-of-state, in CCC Residential Treatment, nursing home, hospital, or Arkansas State Hospital.

Out-To-Other-State:

Offender supervised out of Arkansas through Interstate Compact.

Unsupervised:

Parolee whose earned Good Time has met the requirements for unsupervised parole, probationers who received Unsupervised Sentence (e.g., five-year probation sentence specified as 3 years supervised and an additional 2 years unsupervised probation; or an unsupervised probation sentence which is common for misdemeanor offenses (e.g., 1 year unsupervised probation term).

Suspended Imposition of Sentence (SIS):

Offender received a suspended term of supervision.

COMMUNITY SUPERVISION RISK LEVELS

Statewide Risk Levels by Caseload Types as of January 31, 2025

CURRENT RISK LEVELS	Parole	Probation	Drug Court	Hope Court	Mental Health Court	Veterans Court	Swift Courts	Pre Adjudicated	Pre Trial/ Drug Court	Pre Trial/ Pre-Adjudicated	Pre Trial/ Regular	Pre Trial/ Veterans Court	Suspended	Ext Sex Offender Supv	Totals
Maximum	2,236	1,467	139	5		3			1				320	1	4,172
Medium	8,532	11,633	1,004	43	17	47	2	1	2	18	14	1	1,595	4	22,913
Minimum	6,732	18,214	527	9	8	31	3	4	11	53	4	1	1,637		27,234
Annual Reporting	2,341	1,367	3										192		3,903
Unassigned	2,950	3,010	53	1	1	2			6	1	13	1	6,826		12,864
Sum:	22,791	35,691	1,726	58	26	83	5	5	20	72	31	3	10,570	5	71,086

CURRENT RISK LEVELS ASSIGNED EXPLANATION:

- Maximum- last risk level score as "High"
- Medium- last risk level score as "Medium"
- Minimum- last risk level score as "Low"
- Annual- identifies offenders that are supervised Annual Reporting
- Unassigned- no ARORA has been completed or offender is currently supervised as "Unsupervised" where the risk level was changed to unassigned

Statewide Risk Levels by Caseload Supervision Status as of January 31, 2025

RISK LEVELS BY CURRENT SUPERVISION STATUS	Maximum	Medium	Minimum	Annual Reporting	Unassigned	Sum:
Active (Direct Supv)	1,827	13,224	19,470	3,169	446	38,136
Electronic Monitoring (Direct)	66	158	15	1		240
Absconded	1,203	4,684	2,826	68	1,969	10,750
Incarcerated	301	1,231	589	7	722	2,850
Non-Reporting	310	1,042	656	18	1,060	3,086
Out to Other State	135	848	1,590	34	1,441	4,048
Unsupervised	21	163	473	415	552	1,624
Suspnd Imposition of Snt (SIS)	309	1,563	1,615	191	6,674	10,352
Sum:	4,172	22,913	27,234	3,903	12,864	71,086

COMMUNITY SUPERVISION GAINS AND LOSSES - JANUARY 2025

Supervision Events		Parole	Probation	Pre-Trial	Suspended	Holding for ADC	Sum:
Total Gains	Intakes	700	870	20	173		1,763
	Sanction Release from SSP	129	13				142
	Total Gains						1,905
Total Losses	Revocations/or New ADC or CCC Sentence	294	201		29	1	525
	Sanction Incarceration SSP	116	6				122
	Terminations	207	547	16	103		873
	Total Losses						1,520

SRT TASK FORCE REPORT - JANUARY 2025

ARRESTS:	
Absconders	48
Active Supervision	34
Collateral Arrests	60
SRT Total:	27
Task Force Total:	115

SRT Plus Task Force Total:	142
Felony Charges	266
Misdemeanor Charges	37
Traffic Charges	19
Narcotics Arrests	59

CONFISCATIONS:	
Marijuana	636.6 Grams
Meth	267.8 Grams
Herion	0 Grams
Fentanyl	8 Grams
Fentanyl	0 Pills
Cocaine	10 Grams
MDMA	0 Grams
Prescription Pills	185 Pills
Mushrooms	0 Grams
Handguns	7
Rifles	0
Recovered Motorcycles	0
Drug Paraphernalia	43 items
Currency Seized	\$625.00

COMMUNITY SUPERVISION - COMMUNITY SERVICE - JANUARY 2025

AREAS	CITIES WITHIN AREA	NUMBER OF PARTICIPANTS	COMMUNITY SERVICE	LITTER CREW	COUNTY WORKS	MONTHLY TOTAL
1	Bentonville, Fayetteville, Huntsville	65	791.00	0.00	0.00	791.00
2	Harrison, Mountain Home, Salem, Mountain View, Berryville	52	983.50	0.00	0.00	983.50
3	Searcy, Newport, Walnut Ridge, Ash Flat, Heber Springs, Batesville, Pocahontas, Lonoke	82	1,215.59	0.00	6.50	1,222.09
4	Jonesboro, Paragould, Osceola	91	725.25	0.00	0.00	725.25
5	Fort Smith, Booneville, Clarksville, Ozark, Mena	70	629.58	0.00	0.00	629.58
6	Conway, Russellville, Morrilton, Danville	39	387.12	0.00	0.00	387.12
7	Little Rock	32	698.20	0.00	0.00	698.20
8	Little Rock, North Little Rock	33	321.50	0.00	0.00	321.50
9	Texarkana, Ashdown, Hope, Lewisville, Nashville, Magnolia	39	389.84	0.00	0.00	389.84
10	Malvern, Benton, Sheridan, Arkadelphia, Hot Springs, Benton, Camden, Fordyce	95	1,217.75	0.00	0.00	1,217.75
11	Pine Bluff, Stuttgart, Monticello, El Dorado, Crossett	72	727.83	0.00	0.00	727.83
TOTAL		670	8,087.16	0.00	6.50	8,093.66

COMMUNITY SUPERVISION - STATEWIDE SEARCH AND SEIZURE - JANUARY 2025

[illegible]

COMMUNITY SUPERVISION REVOCATIONS

Area	Supervision Type	Revoked (Sent to ADC)	Revoked (Sent to CCC)	Revoked (Other)	New ADC/ CCC Sentence
Area 2-Mountain Home	Parole	23			2
Area 6-Conway		22			4
Area 8-Little Rock		38			7
Area 11-Pine Bluff		33			
Area 10-Hot Springs		24		1	6
Area 3-Searcy		26	1		6
Area 12-Texarkana		13	1		9
Area 4-Jonesboro		14			5
Area 5-Fort Smith		22			9
Area 1-Fayetteville		28			
Total by Supervision Type	Parole	243	2	1	48
Area 2-Mountain Home	Probation	4	7	3	4
Area 6-Conway		12	4		
Area 11-Pine Bluff		6	1	8	
Area 7-Little Rock		2		22	
Area 10-Hot Springs				12	1
Area 3-Searcy		6	7	7	1
Area 12-Texarkana		7	1	8	2
Area 4-Jonesboro		9	2	10	17
Area 5-Fort Smith		7		2	8
Area 1-Fayetteville		7	2	11	1
Total by Supervision Type	Probation	60	24	83	34
Area 2-Mountain Home	Suspended				1
Area 6-Conway		1			2
Area 8-Little Rock					1
Area 11-Pine Bluff				1	
Area 7-Little Rock				1	
Area 3-Searcy		1			2
Area 12-Texarkana		1			1
Area 4-Jonesboro				1	5
Area 5-Fort Smith					8
Area 1-Fayetteville					3
Total by Supervision Type	Suspended	3		3	23
Area 5-Fort Smith	Holding for ADC				1
Total by Supervision Type	Holding for ADC				1
TOTAL BY SUPERVISION EVENT		306	26	87	106

REVOCATION HEARINGS

Parole Revocation Hearings and Outcomes January 2025

Hearing Outcome	Laws and Technical	Laws Only	Technical Only	Total By Hearing Outcome
Administrative Revocation		69	1	70
Deferred	5	3		8
Reinstate	7	2		9
Revoked	24	3	1	28
Waived	171	28	11	210
Total By Violation Type	207	105	13	325

Note: Excludes SSP Sanction Hearings

ACT 1029 HEARINGS HELD	Total
Deferred	2
Revoked	14
Waived	7
Total # ACT 1029 Hearings	23

Note: Included in totals for Hearing Outcomes

SUPERVISION SANCTIONS

Supervision Sanction Hearings and Waivers

01/01/2025-01/31/2025

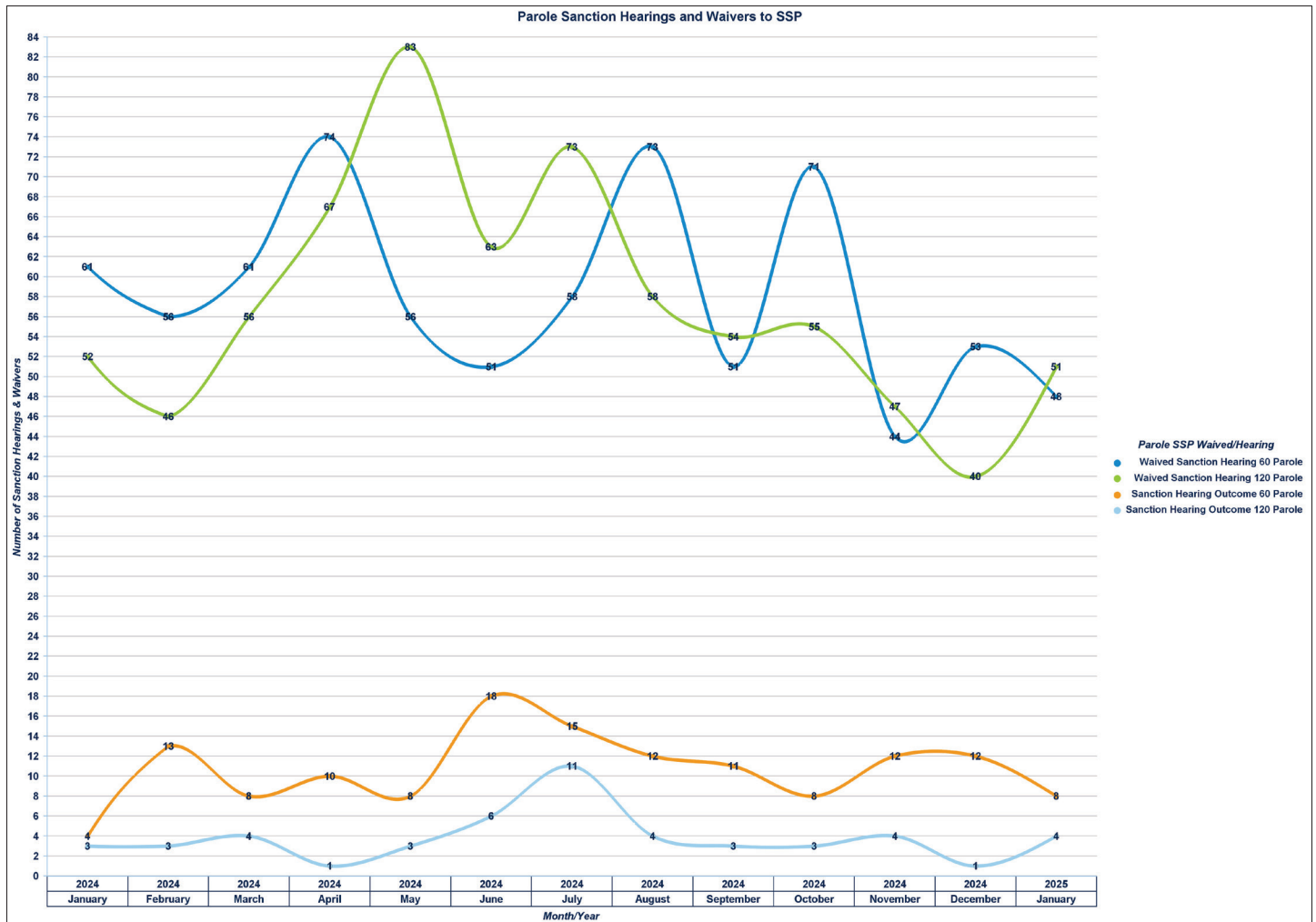
Sanction Hearing Outcome	Sanction Hearing Type	Parole	Probation	Sum:
Sanction Hearing Outcome 60 Parole	Sanction Hearing	8		8
Sanction Hearing Outcome 120 Parole		4		4
Totals:	Sanction Hearing	12		12

Waived Sanction Hearing 60 Parole	Waived Sanction Hearing	48		48
Waived Sanction Hearing 90 Probation			5	5
Waived Sanction Hearing 120 Parole		51		51
Totals:	Waived Sanction Hearing	99	5	104

	Overall Totals:	111	5	116
--	------------------------	------------	----------	------------

Note: SSP lengths for parolees only were changed in February 2021.

PAROLE SANCTION HEARINGS AND WAIVERS TO SSP



COMMUNITY SUPERVISION DRUG TESTING

Regular Probation and Parole Positive Tests During January 2025

Offender Urine Tests Administered this Period: 8,735
Number of Offenders Testing Positive: 2,769

Drug Tested	Count
THC/Marijuana	1,779
Methamphetamines	1,419
Amphetamines	916
Cocaine	153
Benzodiazepines	129
Ethyl Glucuronide/Alcohol	103
Ecstasy (MDMA)	60
Oxycodone	49
Opiates	42
Buprenorphine (Suboxone)	30
Methadone	17
Barbiturates	16
Hydrocodone	16
Fentanyl	15
Morphine/Opiates	14
K2 (SPICE)	9
Tramadol	9
Heroin	6
Propoxyphene	6
Creatinine	3
Other Hallucinogens	3
Prescription Abuse	3
Cotinine (Nicotine)	2
Kratom	2
Morphine	2
PCP	2
pH	2
Inhalants	1
LSD	1
Total	4,809

Drug Courts Positive Tests During January 2025

Offender Urine Tests Administered this Period: 6,902
Number of Offenders Testing Positive: 246

Drug Tested	Count
Buprenorphine (Suboxone)	415
THC/Marijuana	197
Methamphetamines	189
Amphetamines	156
Benzodiazepines	108
Ethyl Glucuronide/Alcohol	51
Methadone	44
Oxycodone	42
Tramadol	36
Ecstasy (MDMA)	25
Cocaine	19
Morphine/Opiates	19
Fentanyl	15
Barbiturates	14
Opiates	14
Propoxyphene	14
Creatinine	7
K2 (SPICE)	6
Heroin	5
Kratom	1
Total	1,377

Specialty Courts Positive Tests During January 2025

Offender Urine Tests Administered this Period: 332
Number of Offenders Testing Positive: 15

Drug Tested	Count
Methamphetamines	22
Amphetamines	20
Ecstasy (MDMA)	4
Ethyl Glucuronide/Alcohol	4
THC/Marijuana	4
Morphine/Opiates	2
Cocaine	1
Oxycodone	1
Tramadol	1
Total	59

INTENSIVE SUPERVISION PROGRAM

INTENSIVE TEAM TOTALS 24-25

[illegible]