



DIVISION OF COMMUNITY CORRECTION BOARD REPORT

January 2025

Jim Cheek
Director



COMMUNITY SUPERVISION AREA HIGHLIGHTS:

AREA 1

On 12-10-2024, Agents Melear and Flippin discovered a large quantity of CSAM while performing a HV on a level 2 SO. The offender was arrested and charged with multiple new charges

AREA 2

On December 12, distinguished law enforcement officers from across the State of Arkansas were invited to attend the 22nd Annual Officer of the Year Awards by the chief law enforcement officer of the state, Attorney General Tim Griffin. One of those notable officers was our very own Agent Bobby Hicks of the Mountain Home office. Agent Hicks was awarded Officer of the Year for Baxter County, AR in recognition of the swift action he took when notified that a child had been abducted by a parolee which was under his supervision. Agent Hicks' perseverance was instrumental in recovering the child who had been deemed kidnapped.

AREA 3

Area 3 held their annual November/December Holiday Can Drive. Altogether, Area 3 offices collected over 10,000 cans of food and dry goods for local food pantries. 17th Judicial Drug Court participated in a Christmas Community Service Project for the elderly in White County. They adopted senior citizens at The Crossing At Riverside Health and Rehabilitation Center. On December 19, 2024, Drug Court Officer, Agent Shantel Tatum, Drug Court Coordinator, Ragina Rains, and a few drug court participants delivered the donations which were collected. The facility was decorated beautifully for the season.


AREA 4

On 12/09/24 employees of our West Memphis office delivered an assortment of toys and clothing items to DHS for a needy child. These items were collected by staff after contacting DHS and obtaining a name of a needy child they might help for Christmas. Everyone enjoyed helping out and giving to make Christmas special for the child. Please see picture of Agent Chicurby Evans with everything collected.

AREA 5

Another Mena Probationer has benefited from our in-office GED class.

CPPS Cox serves on the Polk County Adult Education board and works to keep and improve our relationship with U of A Rich Mountain. This local college has provided a teacher that comes to the community corrections office for over ten years.



AREA 6

On 12/12/2024, Agent Darrell Flowers was presented the Officer of the Year award for Faulkner County at the Attorney General's Officer of the Year ceremony. Congratulations Agent Flowers, Great Job!

AREA 7/8

Congratulations to Area 7 CSO's Kiara Bridges, Christiana Batey, James Levy Franklin and Area 8 CSO Kenyan Johnson for completion of the Leadership Course.

AREA 9

11/4-11/05/2024 - CSA Timothy O'Malley and CSA Melvin Scoggins traveled to Greensboro Detention Center, 201 South Edgeworth Street, Greensboro, NC 27401 to extradite Meadors, Charles (ADC #127897) back to the State of Arkansas.

AREA HIGHLIGHTS, continued:**AREA 10**

12/13/2024: CSA Tiffani Childers and CSA Danny Marsh conducted a home visit with Hot Spring County Sheriff's office officers at Steven Mazzola's residence in reference to officers being notified that a firearm was at the residence. Officers located a baretta handgun, an antique handgun, approximately 6 boxes of ammunition, about 20grams of marijuana, .67 grams of clonazepam pills, and .67grams of Xanax pills.

AREA 11

During the month of December, the El Dorado office had a food drive. On 12/20/2024, the donations they recieved where taken to the local Salvation Army to help those less fortunate during this holiday season.

**ISP ARREST**

Officer	Number of Arrest
Autumn Hamrick	3
Brittney Cathey	9
Chad Hale	4
Molly Hensley	3
Richard Perry	2
Total Arrest	21

TREATMENT:

2,398 probationers and parolees were served in the general Substance Use Disorder Treatment programs. Another 1,566 participants were served in the Drug Court Treatment programs, bringing the total served to 3,964 for the month.

REENTRY PROGRAM:

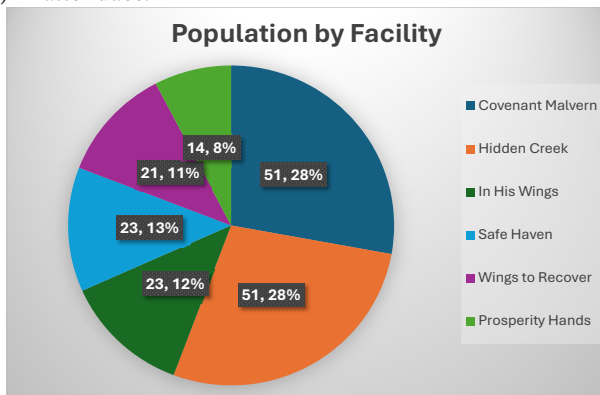
REENTRY FACILITIES:

As of December 31, ACC had six licensed Reentry Facilities with 177 total residents in Phases I-IV of the Reentry program. Since the program began, there have been 3,183 individuals who have successfully completed and graduated from the program.

During the month, two (2) residents completed WAGE. Six (6) residents completed CRC and earned their certificates. A total of 22 Reentry Facility residents received their driver's license, three (3) received an ID card, three (3) received their Social Security Cards and two (2) received birth certificates.

REENTRY OFFICERS:

In December, 100 Reentry residents was reported to be employed and 32 residents were reported to be ineligible for employment at this time. Reentry Officers reported six (6) education referrals, which resulted in enrollments. Reentry Officers conducted 145 reentry facility office visits, 69 Phase IV office visits, 38 Phase IV home visits and 37 pre-parole plan verifications. Reentry Officers made 20 community contacts within their assigned area during the month and conducted 41 office visits in their area. There was two (2) Good Grid classes conducted across the state with three (3) referrals, two (2) in attendance.



TRANSITIONAL HOUSING:

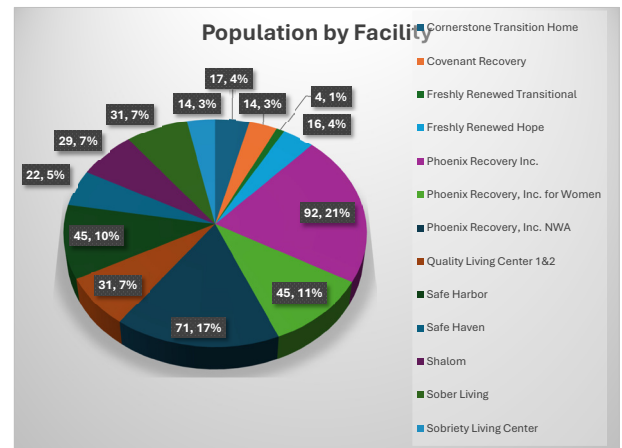
There are 16 licensed vendor facilities with 553 beds (431 DOC funded) in the facilities. Within the transitional facilities, there are 210 residents who have obtained full-time employment.

In December, 287 residents who previously received their GED or high school diploma.

During the month, there were 38 registered sex offenders living in transitional facilities.

A total of 31 residents received their driver's license, 78 received an ID card, 85 received their Social Security card and 15 received birth certificates. Through new community partnerships, two (2) were enrolled in GED.

A total of 76 residents graduated from the Transitional Housing program, 36 absconded and 15 were dismissed.



SEX OFFENDER ASSESSMENT

Assessments Completed:

Risk Level	December	September 1999 through December 2024
Level 1	0	1,248
Level 2	0	9,717
Level 3	0	8,151
Level 4	0	758
Default 3	0	*
Total	0	19,874
*Default Level 3's are included in the total number of Level 3's to date.		

ACIC Numbers:

The total number of sex offenders registered from September 1999 through December 2024:

Compliant	8,455
Delinquent	2,063
Confined	3,964
Out-of-State	4,542
Address Unknown	122
Deported	205
Incapacitated	145
Out of USA	92
Total	19,588

Consistent with current Arkansas law, deceased offenders no longer remain on the registry.

COMMUNITY SUPERVISION FEE COLLECTIONS AND WAIVERS - DECEMBER2024 – Page 1

	Dec-23	Jan-24	Feb-24	Mar-24	Apr-24	May-24	Jun-24	Jul-24	Aug-24	Sep-24	Oct-24	Nov-24	Dec-24
Area 1 - Fayetteville													
Fees Possible	164,045	162,645	163,030	164,010	166,530	165,200	164,220	163,170	164,500	168,840	168,875	168,280	169,190
Fees Collected	146,252	146,927	167,923	159,775	151,961	146,803	130,347	140,663	159,073	139,438	165,606	141,707	146,702
% Collected	89%	90%	103%	97%	91%	89%	79%	86%	97%	83%	98%	84%	87%
% Paying Offenders	53%	53%	56%	55%	53%	53%	47%	47%	52%	45%	52%	47%	48%
% Employed	88%	88%	88%	87%	87%	88%	88%	88%	87%	88%	84%	88%	88%
Fees Converted	3,867	4,978	6,809	6,540	6,755	6,705	6,796	4,444	7,167	5,379	6,592	4,791	5,918
% Converted	2%	3%	4%	4%	4%	4%	4%	3%	4%	3%	4%	3%	3%
Fees Waived	4,305	4,025	4,095	4,025	3,745	3,920	3,815	3,815	4,025	4,060	3,745	3,465	3,710
% Waived	3%	2%	3%	2%	2%	2%	2%	2%	2%	2%	2%	2%	2%
Area 2 - Mountain Home													
Fees Possible	97,510	96,810	96,530	96,390	97,405	96,845	96,390	95,760	95,165	95,200	96,005	95,305	94,395
Fees Collected	93,192	90,280	104,220	103,699	92,333	96,153	83,306	88,673	93,505	87,434	102,237	83,175	87,634
% Collected	96%	93%	108%	108%	95%	99%	86%	93%	98%	92%	106%	87%	93%
% Paying Offenders	60%	59%	63%	63%	60%	63%	57%	57%	59%	55%	61%	55%	56%
% Employed	86%	85%	84%	85%	86%	86%	85%	85%	85%	85%	77%	83%	83%
Fees Converted	1,617	1,964	1,491	2,167	1,007	1,645	2,121	2,904	1,097	1,515	2,602	1,876	2,129
% Converted	2%	2%	2%	2%	1%	2%	2%	3%	1%	2%	3%	2%	2%
Fees Waived	1,120	1,330	1,190	1,155	1,330	1,365	1,645	1,645	1,995	1,785	1,785	1,820	1,610
% Waived	1%	1%	1%	1%	1%	1%	2%	2%	2%	2%	2%	2%	2%
Area 3 - Searcy													
Fees Possible	116,760	116,410	117,775	117,495	115,430	117,810	118,545	117,460	115,745	116,760	117,600	118,895	120,470
Fees Collected	106,402	105,169	122,875	122,563	106,934	110,377	95,530	105,134	114,930	100,426	110,809	101,200	103,983
% Collected	91%	90%	104%	104%	93%	94%	81%	90%	99%	86%	94%	85%	86%
% Paying Offenders	54%	55%	58%	58%	56%	56%	48%	51%	55%	50%	54%	48%	48%
% Employed	78%	77%	78%	78%	79%	78%	78%	78%	78%	78%	79%	79%	77%
Fees Converted	3,112	4,532	3,303	3,704	2,558	4,746	2,294	4,231	4,073	2,019	5,079	3,985	5,778
% Converted	3%	4%	3%	3%	2%	4%	2%	4%	4%	2%	4%	3%	5%
Fees Waived	3,395	3,535	3,640	3,745	3,570	3,710	3,430	3,920	4,270	3,955	4,025	4,165	3,955
% Waived	3%	3%	3%	3%	3%	3%	3%	3%	4%	3%	3%	4%	3%
Area 4 - Jonesboro													
Fees Possible	113,610	112,560	112,070	112,490	111,335	111,965	111,300	109,690	109,340	108,710	109,585	111,160	110,495
Fees Collected	100,158	95,527	108,677	110,200	97,421	99,901	79,161	94,256	99,872	83,528	98,163	86,989	87,136
% Collected	88%	85%	97%	98%	88%	89%	71%	86%	91%	77%	90%	78%	79%
% Paying Offenders	52%	51%	54%	53%	52%	52%	43%	48%	51%	46%	52%	46%	46%
% Employed	79%	79%	78%	79%	78%	79%	79%	80%	79%	79%	75%	79%	78%
Fees Converted	6,259	4,070	5,401	5,404	4,103	4,681	4,557	6,418	10,568	5,823	4,043	4,915	6,815
% Converted	6%	4%	5%	5%	4%	4%	4%	6%	10%	5%	4%	4%	6%
Fees Waived	6,475	5,915	5,775	6,685	6,510	6,650	6,860	6,860	7,140	6,825	6,545	6,685	6,860
% Waived	6%	5%	5%	6%	6%	6%	6%	6%	7%	6%	6%	6%	6%
Area 5 - Fort Smith													
Fees Possible	105,525	104,720	104,300	104,580	104,405	104,860	105,000	102,690	101,815	100,870	100,345	100,485	101,115
Fees Collected	87,249	95,260	112,497	100,597	90,255	97,416	79,963	92,914	98,011	82,693	101,303	81,076	84,391
% Collected	83%	91%	108%	96%	86%	93%	76%	90%	96%	82%	101%	81%	83%
% Paying Offenders	50%	54%	58%	55%	52%	54%	47%	51%	55%	48%	57%	47%	48%
% Employed	81%	82%	81%	81%	82%	81%	82%	83%	83%	83%	78%	82%	81%
Fees Converted	5,918	4,151	5,660	5,020	5,011	4,989	4,757	4,813	5,286	4,840	6,550	4,287	7,396
% Converted	6%	4%	5%	5%	5%	5%	5%	5%	5%	5%	7%	4%	7%
Fees Waived	3,150	3,010	3,115	3,150	2,975	3,465	3,850	3,745	4,410	4,025	3,885	4,200	4,585
% Waived	3%	3%	3%	3%	3%	3%	4%	4%	4%	4%	4%	4%	5%
Area 6 - Conway													
Fees Possible	92,330	91,385	91,420	92,820	94,290	94,045	93,520	93,625	94,710	95,270	94,815	96,110	97,230
Fees Collected	82,519	82,304	93,353	89,189	88,215	96,181	72,975	89,062	85,981	73,589	100,422	81,770	90,063
% Collected	89%	90%	102%	96%	94%	102%	78%	95%	91%	77%	106%	85%	93%
% Paying Offenders	56%	55%	58%	56%	55%	59%	49%	54%	54%	47%	59%	50%	52%
% Employed	80%	80%	79%	79%	79%	79%	80%	80%	78%	79%	77%	79%	77%
Fees Converted	2,518	3,241	2,929	1,207	2,763	3,358	2,185	2,373	2,188	2,143	2,805	1,732	2,437
% Converted	3%	4%	3%	1%	3%	4%	2%	3%	2%	2%	3%	2%	3%
Fees Waived	2,730	2,555	2,730	2,765	2,730	3,010	2,905	2,800	2,905	2,940	3,290	3,465	3,395
% Waived	3%	3%	3%	3%	3%	3%	3%	3%	3%	3%	3%	4%	3%
Area 7 - LR Probation													
Fees Possible	131,250	138,565	136,395	134,715	134,400	134,085	132,335	134,190	131,005	132,370	135,835	138,670	136,955
Fees Collected	84,402	98,167	102,164	110,705	108,394	108,217	91,978	106,752	106,806	107,748	115,611	101,151	105,749
% Collected	64%	70%	75%	82%	80%	81%	69%	80%	81%	81%	85%	73%	77%
% Paying Offenders	38%	40%	40%	43%	42%	43%	39%	42%	43%	43%	44%	38%	40%
% Employed	80%	79%	80%	79%	82%	82%	81%	81%	81%	81%	80%	80%	80%
Fees Converted	231	1,111	1,155	946	1,040	132	671	682	935	1,001	1,254	1,199	574
% Converted	0%	1%	1%	1%	1%	0%	1%	1%	1%	1%	1%	1%	0%
Fees Waived	4,585	6,825	4,935	5,040	5,320	5,635	5,775	5,880	5,915	5,635	5,845	6,370	7,210
% Waived	3%	5%	4%	4%	4%	4%	4%	4%	5%	4%	4%	5%	5%



COMMUNITY SUPERVISION FEE COLLECTIONS AND WAIVERS - DECEMBER2024 – Page 2

Area 8 - LR Parole													
Fees Possible	75,250	74,200	74,935	74,480	75,775	75,565	76,580	76,405	76,580	77,035	78,575	79,065	79,415
Fees Collected	61,405	62,041	62,224	64,921	62,342	65,781	52,365	62,018	64,128	59,261	66,110	62,143	63,405
% Collected	81%	84%	83%	87%	82%	87%	68%	81%	84%	77%	84%	79%	80%
% Paying Offenders	48%	50%	48%	50%	48%	50%	40%	44%	45%	44%	46%	43%	42%
% Employed	81%	80%	80%	81%	80%	80%	80%	80%	80%	80%	79%	78%	77%
Fees Converted	809	4,763	5,792	4,928	2,489	4,150	4,350	4,868	4,593	4,895	3,988	4,046	4,621
% Converted	1%	6%	8%	7%	3%	5%	6%	6%	6%	6%	5%	5%	6%
Fees Waived	3,465	3,570	3,605	3,780	3,605	3,535	3,640	3,920	4,655	4,445	4,130	4,235	4,130
% Waived	5%	5%	5%	5%	5%	5%	5%	5%	6%	6%	5%	5%	5%
Area 9 - Texarkana													
Fees Possible	99,015	99,540	99,120	99,890	99,505	101,395	101,115	101,885	102,130	103,390	102,305	103,250	103,775
Fees Collected	79,248	86,494	92,282	99,464	83,163	92,306	69,076	84,547	90,260	85,379	98,690	83,115	87,448
% Collected	80%	87%	93%	100%	84%	91%	68%	83%	88%	83%	96%	80%	84%
% Paying Offenders	48%	49%	51%	52%	49%	52%	42%	46%	47%	46%	52%	44%	46%
% Employed	76%	77%	77%	77%	79%	79%	79%	78%	78%	77%	83%	78%	77%
Fees Converted	973	3,701	4,153	2,670	3,606	3,556	4,707	5,420	8,634	5,510	8,249	3,315	4,329
% Converted	1%	4%	4%	3%	4%	4%	5%	5%	8%	5%	8%	3%	4%
Fees Waived	3,255	3,570	3,535	3,465	3,465	3,325	3,220	3,185	3,360	3,115	3,220	3,290	3,185
% Waived	3%	4%	4%	3%	3%	3%	3%	3%	3%	3%	3%	3%	3%
Area 10 - Hot Springs													
Fees Possible	121,100	119,525	119,665	120,505	120,925	122,010	121,625	119,875	119,490	118,755	119,420	118,930	120,610
Fees Collected	106,307	112,207	119,202	120,269	106,228	107,718	91,971	105,822	108,362	97,939	116,104	93,100	105,525
% Collected	88%	94%	100%	100%	88%	88%	76%	88%	91%	82%	97%	78%	87%
% Paying Offenders	54%	56%	57%	56%	54%	54%	47%	51%	53%	49%	55%	47%	50%
% Employed	79%	80%	80%	81%	81%	80%	80%	80%	80%	80%	88%	80%	79%
Fees Converted	3,262	3,795	5,690	3,479	4,417	3,306	3,418	3,157	4,964	3,911	5,211	5,535	6,160
% Converted	3%	3%	5%	3%	4%	3%	3%	3%	4%	3%	4%	5%	5%
Fees Waived	7,385	7,420	7,770	7,630	7,770	7,910	8,435	8,575	8,015	7,560	7,875	7,665	7,455
% Waived	6%	6%	6%	6%	6%	6%	7%	7%	7%	6%	7%	6%	6%
Area 11 - Pine Bluff													
Fees Possible	103,425	101,850	102,795	103,600	102,445	102,900	101,080	99,330	99,470	100,345	100,555	100,380	101,325
Fees Collected	99,464	95,936	103,071	100,271	95,566	97,114	75,643	99,058	91,909	84,848	100,914	83,962	92,189
% Collected	96%	94%	100%	97%	93%	94%	75%	100%	92%	85%	100%	84%	91%
% Paying Offenders	60%	60%	61%	59%	59%	61%	50%	60%	58%	53%	60%	52%	53%
% Employed	75%	75%	75%	76%	76%	76%	76%	75%	76%	75%	79%	74%	76%
Fees Converted	4,835	6,541	4,854	3,922	4,666	4,282	5,512	6,743	3,985	5,887	6,271	4,131	6,526
% Converted	5%	6%	5%	4%	5%	4%	5%	7%	4%	6%	6%	4%	6%
Fees Waived	3,430	3,675	3,710	3,605	3,395	3,395	3,430	3,395	3,500	3,430	3,360	3,325	3,080
% Waived	3%	4%	4%	3%	3%	3%	3%	3%	4%	3%	3%	3%	3%
Grand Total													
Fees Possible	1,219,820	1,218,210	1,218,035	1,220,975	1,222,445	1,226,680	1,221,710	1,214,080	1,209,950	1,217,545	1,223,915	1,230,530	1,234,975
Fees Collected	1,046,598	1,070,311	1,188,489	1,181,653	1,082,812	1,117,967	922,316	1,068,898	1,112,836	1,002,283	1,175,971	999,387	1,054,226
% Collected	86%	88%	98%	97%	89%	91%	75%	88%	92%	82%	96%	81%	85%
% Paying Offenders	52%	53%	55%	54%	52%	54%	46%	50%	52%	48%	53%	47%	48%
% Employed	81%	81%	80%	81%	81%	81%	81%	81%	81%	81%	80%	80%	80%
Fees Converted	33,399	42,846	47,234	39,986	38,412	41,547	41,369	46,052	53,488	42,923	52,643	39,810	52,680
% Converted	3%	4%	4%	3%	3%	3%	3%	4%	4%	4%	4%	3%	4%
Fees Waived	43,295	45,430	44,100	45,045	44,415	45,920	47,005	47,740	50,190	47,775	47,705	48,685	49,175
% Waived	4%	4%	4%	4%	4%	4%	4%	4%	4%	4%	4%	4%	4%

- Fees Possible:** The amount of supervision fees that can be collected per active/electronic monitoring supervision status of offenders for that month only. Does not include annual, pre-trial, and SIS.
- Fees Collected:** Actual amount of money collected that can be deposited in Special Revenue fund. Please keep in mind the amount collected could include an offender that pays three months in advance.
- Fees Converted:** Amount not included in Fees Collected. Represents the amount of money lost by conversions. If this money were collected instead of converted, it would be added to Fees Collected.
- Fees Waived:** Amount not included in Fees Collected. Represents the amount of money lost by waivers. If this money were collected instead of waived, it would be added to Fees Collected.

COMMUNITY SUPERVISION POPULATION

Active:

Includes current status of Active, Abscond and Electronic Monitoring

Inactive:Includes current status of Non Reporting, Unsupervised, SIS
(Suspended Imposition of Sentence), Incarcerated and Out to Other State

Statewide Totals by Current Supervision Status (Active and Inactive) as of December 31, 2024				
Area #	AREA	Active (including Abscond)	Inactive	TOTAL
Area 1	Fayetteville	7,125	3,528	10,653
Area 2	Mountain Home	3,294	911	4,205
Area 3	Searcy	4,560	1,575	6,135
Area 4	Jonesboro	4,492	2,597	7,089
Area 5	Fort Smith	3,895	4,428	8,323
Area 6	Conway	3,451	1,219	4,670
Area 7	Little Rock-Probation	5,015	1,189	6,204
Area 8	Little Rock-Parole	3,670	633	4,303
Area 9	Texarkana	4,087	1,606	5,693
Area 10	Hot Springs	5,202	1,091	6,293
Area 11	Pine Bluff	4,453	988	5,441
ISC	C.O. Interstate Compact	4	1,850	1,854
	Statewide Totals by Status	49,248	21,615	70,863

COMMUNITY SUPERVISION POPULATION

Statewide Totals by Current Supervision Status as of December 31, 2024

Area	Active			Inactive					OVERALL TOTALS PER AREA
	Active (Direct Supv)	Electronic Monitoring (Direct)	Absconded	Incarcerated	Non- Reporting	Out to Other State	Unsupervised	Suspnd Imposition of Snt (SIS)	
C.O. Interstate Compact			2	5	72	1,773			1,852
Conway	2,914	11	530	202	183	118	51	664	4,673
Fayetteville	5,358	44	1,727	538	541	806	374	1,251	10,639
Fort Smith	3,188	22	679	158	321	124	166	3,657	8,315
Hot Springs	3,933	26	1,253	250	204	99	171	357	6,293
Jonesboro	3,407	12	1,064	252	315	201	137	1,696	7,084
Little Rock-Parole	2,606	56	1,008	125	229		134	150	4,308
Little Rock-Probation	4,029	6	989	255	360	86	19	472	6,216
Mountain Home	2,846	13	449	174	153	180	61	332	4,208
Pine Bluff	3,220	19	1,206	248	152	68	147	376	5,436
Searcy	3,694	5	872	276	195	244	229	621	6,136
Texarkana	3,097	25	965	298	273	322	91	628	5,699
Statewide Totals by Current Supervision Status	38,292	239	10,744	2,781	2,998	4,021	1,580	10,204	70,859

Offender Count Active Excluding Absconders

38,531

Explanation for "Current Supervision Status"

Active Supervision:

Offender is currently on Active/Direct Supervision Status.

Electronic Monitoring:

Offender is currently on an Electronic Monitor.

Incarcerated:

Offender is currently incarcerated including the following:

- Parole Holds (in state and out-of-state)
- ACT 570 Holds
- County Jail (including possible new charges—felony or misdemeanors—or serving commitments for traffic fines, court commitments, etc).

Non Reporting:

Drug Court offender currently in a Community Correction Center for sanction or court commitment, on detainer (federal or ICE hold), out-of-state, in CCC Residential Treatment, nursing home, hospital, or Arkansas State Hospital.

Out-To-Other-State:

Offender supervised out of Arkansas through Interstate Compact.

Unsupervised:

Parolee whose earned Good Time has met the requirements for unsupervised parole, probationers who received Unsupervised Sentence (e.g., five-year probation sentence specified as 3 years supervised and an additional 2 years unsupervised probation; or an unsupervised probation sentence which is common for misdemeanor offenses (e.g., 1 year unsupervised probation term).

Suspended Imposition of Sentence (SIS):

Offender received a suspended term of supervision.

COMMUNITY SUPERVISION RISK LEVELS

Statewide Risk Levels by Caseload Types as of December 31, 2024

CURRENT RISK LEVELS	Parole	Probation	Drug Court	Hope Court	Mental Health Court	Veterans Court	Swift Courts	Pre Adjudicated	Pre Trial/ Drug Court	Pre Trial/ Pre-Adjudicated	Pre Trial/ Regular	Pre Trial/ Veterans Court	Suspended	Ext Sex Offender Supv	Totals
Maximum	2,236	1,471	141	6		4							315	1	4,174
Medium	8,525	11,702	1,034	40	16	48	3	1	3	18	11		1,578	3	22,982
Minimum	6,713	18,025	528	13	7	32	2	5	8	59	6	1	1,589		26,988
Annual Reporting	2,333	1,370	4										190		3,897
Unassigned	2,986	3,009	48	1	1	2			4		15		6,752		12,818
Sum:	22,793	35,577	1,755	60	24	86	5	6	15	77	32	1	10,424	4	70,859

CURRENT RISK LEVELS ASSIGNED EXPLANATION:

- Maximum- last risk level score as "High"
- Medium- last risk level score as "Medium"
- Minimum- last risk level score as "Low"
- Annual- identifies offenders that are supervised Annual Reporting
- Unassigned- no ARORA has been completed or offender is currently supervised as "Unsupervised" where the risk level was changed to unassigned

Statewide Risk Levels by Caseload Supervision Status as of December 31, 2024

RISK LEVELS BY CURRENT SUPERVISION STATUS	Maximum	Medium	Minimum	Annual Reporting	Unassigned	Sum:
Active (Direct Supv)	1,870	13,450	19,330	3,165	477	38,292
Electronic Monitoring (Direct)	61	158	18	1	1	239
Absconded	1,191	4,666	2,800	68	2,019	10,744
Incarcerated	293	1,185	568	6	729	2,781
Non-Reporting	299	988	657	18	1,036	2,998
Out to Other State	136	839	1,585	34	1,427	4,021
Unsupervised	21	150	463	416	530	1,580
Suspnd Imposition of Snt (SIS)	303	1,546	1,567	189	6,599	10,204
Sum:	4,174	22,982	26,988	3,897	12,818	70,859

COMMUNITY SUPERVISION GAINS AND LOSSES - DECEMBER 2024

Supervision Events		Parole	Probation	Pre-Trial	Suspended	Sum:
Total Gains	Intakes	739	780	21	162	1,702
	Sanction Release from SSP	157	10			167
	Total Gains					1,869
Total Losses	Revocations/or New ADC or CCC Sentence	255	210	1	60	526
	Sanction Incarceration SSP	105	5			110
	Terminations	194	508	7	118	827
	Total Losses					1,463

SRT TASK FORCE REPORT - DECEMBER 2024

ARRESTS:	
Absconders	38
Active Supervision	47
Collateral Arrests	63
SRT Total:	25
Task Force Total:	123

SRT Plus Task Force Total:	148
Felony Charges	235
Misdemeanor Charges	40
Traffic Charges	22
Narcotics Arrests	62

CONFISCATIONS:	
Marijuana	6,425.19 Grams
Meth	3,803.85 Grams
Herion	0 Grams
Fentanyl	8 Grams
Fentanyl	8 Pills
Cocaine	607.6 Grams
MDMA	13.2 Grams
Prescription Pills	176 Pills
Mushrooms	124 Grams
Handguns	8
Rifles	1
Recovered Motorcycles	0
Drug Paraphernalia	35items
Currency Seized	\$16,920.00

COMMUNITY SUPERVISION - COMMUNITY SERVICE - DECEMBER 2024

AREAS	CITIES WITHIN AREA	NUMBER OF PARTICIPANTS	COMMUNITY SERVICE	LITTER CREW	COUNTY WORKS	MONTHLY TOTAL
1	Bentonville, Fayetteville, Huntsville	58	555.00	0.00	0.00	555.00
2	Harrison, Mountain Home, Salem, Mountain View, Berryville	67	1,197.75	0.00	0.00	1,197.75
3	Searcy, Newport, Walnut Ridge, Ash Flat, Heber Springs, Batesville, Pocahontas, Lonoke	129	2,686.45	0.00	6.50	2,692.95
4	Jonesboro, Paragould, Osceola	69	522.00	0.00	0.00	522.00
5	Fort Smith, Booneville, Clarksville, Ozark, Mena	93	779.37	0.00	0.00	779.37
6	Conway, Russellville, Morrilton, Danville	44	401.22	0.00	0.00	401.22
7	Little Rock	14	359.73	0.00	0.00	359.73
8	Little Rock, North Little Rock	32	309.00	0.00	0.00	309.00
9	Texarkana, Ashdown, Hope, Lewisville, Nashville, Magnolia	46	488.30	0.00	0.00	488.30
10	Malvern, Benton, Sheridan, Arkadelphia, Hot Springs, Benton, Camden, Fordyce	78	1,043.50	0.00	0.00	1,043.50
11	Pine Bluff, Stuttgart, Monticello, El Dorado, Crossett	86	1,129.50	0.00	0.00	1,129.50
TOTAL		716	9,471.82	0.00	6.50	9,478.32

COMMUNITY SUPERVISION - STATEWIDE SEARCH AND SEIZURE - DECEMBER 2024

[illegible]

COMMUNITY SUPERVISION REVOCATIONS

Area	Supervision Type	Revoked (Sent to ADC)	Revoked (Sent to CCC)	Revoked (Other)	New ADC/ CCC Sentence
Area 2-Mountain Home	Parole	15			1
Area 1-Fayetteville		21			1
Area 11-Pine Bluff		25			2
Area 8-Little Rock		30			7
Area 12-Texarkana		10	1		3
Area 3-Searcy		18			1
Area 5-Fort Smith		27			15
Area 4-Jonesboro		22			7
Area 6-Conway		13			6
Area 10-Hot Springs		23			7
Total by Supervision Type	Parole	204	1		50
Area 2-Mountain Home	Probation	11	1	7	
Area 1-Fayetteville		5	2	21	2
Area 11-Pine Bluff		10	5	7	
Area 7-Little Rock		2		17	2
Area 12-Texarkana		8	1	6	
Area 3-Searcy		14	2	3	1
Area 5-Fort Smith		7	1		11
Area 4-Jonesboro		4	6	9	11
Area 6-Conway		9	2		1
Area 10-Hot Springs		1		18	3
Total by Supervision Type	Probation	71	20	88	31
Area 12-Texarkana	Pre-Trial		1		
Total by Supervision Type	Pre-Trial		1		
Area 2-Mountain Home	Suspended				1
Area 1-Fayetteville				1	
Area 12-Texarkana		2			1
Area 3-Searcy					6
Area 5-Fort Smith					23
Area 4-Jonesboro					14
Area 6-Conway		5			6
Area 10-Hot Springs				1	
Total by Supervision Type	Suspended	7		2	51
TOTAL BY SUPERVISION EVENT		282	22	90	132

REVOCATION HEARINGS

Parole Revocation Hearings and Outcomes December 2024

Hearing Outcome	Laws and Technical	Laws Only	Technical Only	Total By Hearing Outcome
Administrative Revocation		63		63
Deferred		3		3
Reinstate	6	4	2	12
Revoked	11		2	13
Waived	161	20	7	188
Total By Violation Type	178	90	11	279

Note: Excludes SSP Sanction Hearings

ACT 1029 HEARINGS HELD	Total
Revoked	6
Waived	3
Total # ACT 1029 Hearings	9

Note: Included in totals for Hearing Outcomes

SUPERVISION SANCTIONS

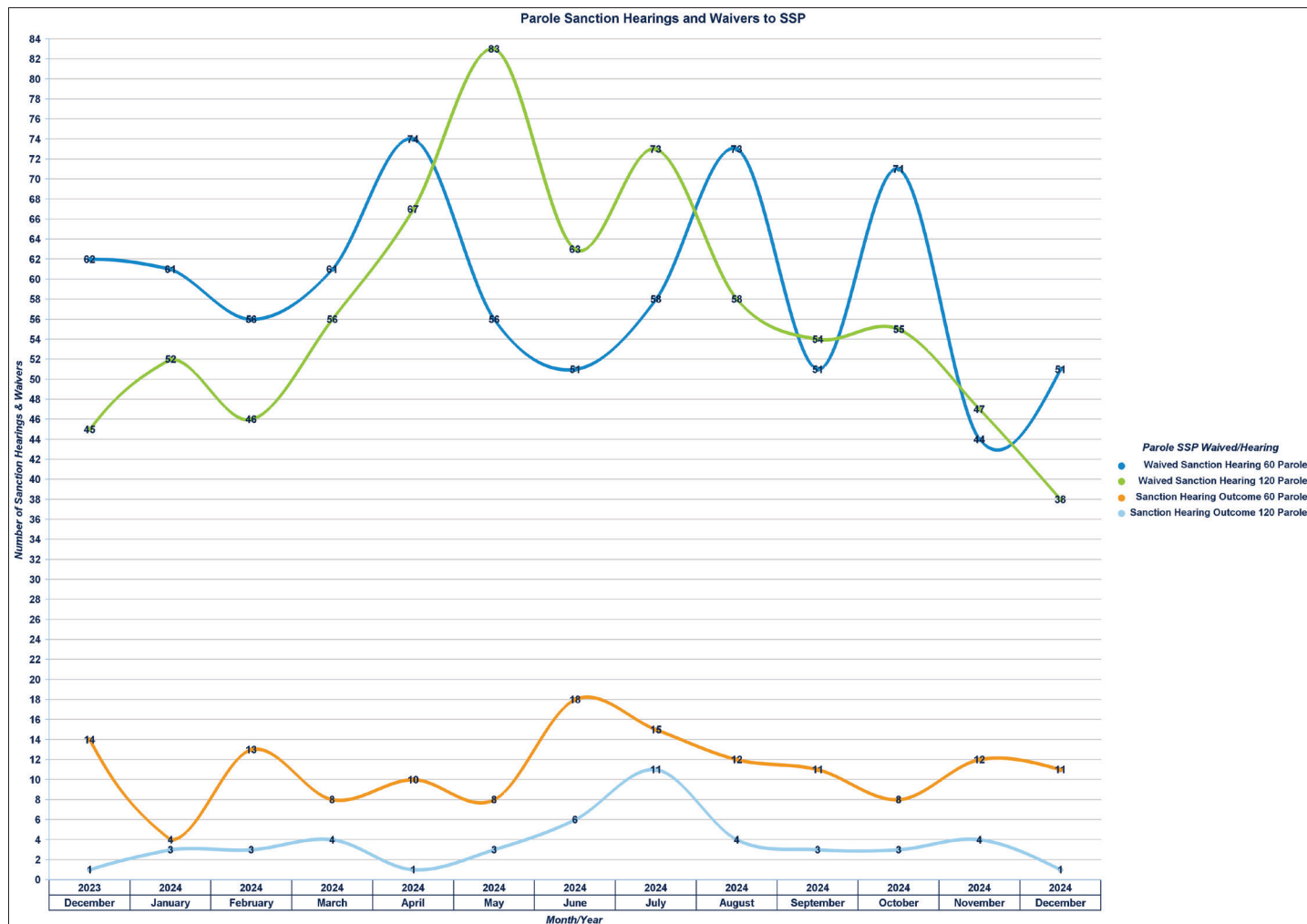
Supervision Sanction Hearings and Waivers

12/01/2024 - 12/31/2024

Sanction Hearing Outcome	Sanction Hearing Type	Parole	Probation	Sum:
Sanction Hearing Outcome 60 Parole	Sanction Hearing	11		11
Sanction Hearing Outcome 120 Parole		1		1
Totals:	Sanction Hearing	12		12
Waived Sanction Hearing 60 Parole	Waived Sanction Hearing	51		51
Waived Sanction Hearing 90 Probation			5	5
Waived Sanction Hearing 120 Parole		38		38
Totals:	Waived Sanction Hearing	89	5	94
	Overall Totals:	101	5	106

Note: SSP lengths for parolees only were changed in January 2021.

PAROLE SANCTION HEARINGS AND WAIVERS TO SSP



COMMUNITY SUPERVISION DRUG TESTING

Regular Probation and Parole Positive Tests During December 2024

Offender Urine Tests Administered this Period: 6,820
Number of Offenders Testing Positive: 2,302

Drug Tested	Count
THC/Marijuana	1,484
Methamphetamines	1,272
Amphetamines	833
Cocaine	113
Benzodiazepines	119
Ethyl Glucuronide/Alcohol	111
Ecstasy (MDMA)	43
Alcohol	0
Heroin/Opiates	0
Oxycodone	49
Fentanyl	16
Buprenorphine (Suboxone)	21
Methadone	20
Barbiturates	11
Propoxyphene	9
Morphine	1
Tramadol	7
Methadone Metabolite	0
Hydrocodone	6
PCP	3
Speed	0
Creatinine	3
K2 (SPICE)	5
Other Hallucinogens	2
Cotinine (Nicotine)	1
Heroin	4
Kratom	1
Prescription Abuse	2
Inhalants	1
LSD	1
Morphine/Opiates	11
Opiates	45
pH	1
Total	4,194

Drug Courts Positive Tests During December 2024

Offender Urine Tests Administered this Period: 7,077
Number of Offenders Testing Positive: 274

Drug Tested	Count
Buprenorphine (Suboxone)	475
THC/Marijuana	217
Methamphetamines	215
Amphetamines	186
Ethyl Glucuronide/Alcohol	59
Benzodiazepines	97
Methadone	41
Ecstasy (MDMA)	31
Oxycodone	29
Fentanyl	15
Heroin/Opiates	0
Cocaine	19
Tramadol	31
Barbiturates	9
Propoxyphene	9
Morphine	0
K2 (SPICE)	4
Kratom	1
Creatinine	6
Opiates	9
Heroin	2
Morphine/Opiates	36
LSD	1
Total	1,493

Specialty Courts Positive Tests During December 2024

Offender Urine Tests Administered this Period: 217
Number of Offenders Testing Positive: 15

Drug Tested	Count
THC/Marijuana	8
Methamphetamines	9
Amphetamines	7
Ethyl Glucuronide/Alcohol	1
Kratom	0
Benzodiazepines	0
Buprenorphine (Suboxone)	1
Cocaine	2
Fentanyl	0
K2 (Spice)	0
Methadone	0
Morphine/Opiates	1
Oxycodone	0
PCP	0
Tramadol	0
Ecstasy (MDMA)	1
Total	30

INTENSIVE SUPERVISION PROGRAM

INTENSIVE TEAM TOTALS 24-25

[illegible]