



DIVISION OF COMMUNITY CORRECTION BOARD REPORT

August 2024

Jim Cheek
Director




COMMUNITY SUPERVISION AREA HIGHLIGHTS:

AREA 2

One year ago, July 7, Community Supervision Agents Melissa Stephens and Becky Clark of the Batesville office were monitoring Independence County Sheriff’s Department radio when dispatch advised of a male subject who was unresponsive and had possibly ingested Fentanyl. Realizing they were a short distance from the address given by dispatch, Agents Stephens and Clark responded to the call. Upon arrival agents observed a male subject who was unresponsive in the passenger seat of a vehicle. The subject was turning blue, which his family stated had been his state for some time. Agent Stephens observed that the subject’s airway was not blocked and administered one dose of Narcan. Agent Stephens attempted to receive a response to painful stimuli with no success. Agent Stephens administered a second dose of Narcan and continued applying painful stimuli with no success. Vital Link EMS arrived on scene and agents assisted with loading the male subject into the ambulance at which time the male subject began to open his eyes. The male subject was then transported to White River Medical Center.

As a result of the events which occurred on July 7, 2023, Agent Stephens was awarded the Naloxone Life Saving Award by the University of Arkansas System Criminal Justice Institute.




AREA 11

On 7/17/24 at approximately 2:30pm Lawrence was detained during his OV and escorted to his last reported residence at 2709 Howard Dr., PB, AR. Lawrence stated he does not have keys to the residence. Lawrence stated

Officer would need to contact his mother to gain access through the keypad on the door. Lawrence stated his mother could open the door from her phone. Officer contacted LaShundra Charles (mother) via phone to gain access to home. Officer questioned Lawrence if there were any weapons or illegal drugs in the home. Lawrence stated no. Officer questioned Lawrence about who brought him to his OV. Lawrence stated his girlfriend Ashley James brought him to his OV and she was still in her vehicle (blue Armada) outside the office. Officers were assisted at the home for the search by Jefferson County Sheriff Office.

While inside the home Officer continued to search Lawrence cellphone and discovered messages sent from Lawrence to several people asking them if they need weed or gas. Officer questioned Lawrence about selling illegal drugs and Lawrence stated he does not have nor sell any illegal drugs. Lawrence informed Officers where his bedroom was located and it was searched by Agent Johnson, Parker and JCSO. Lawrence informed there was a knife in the room that looked like a gun but it’s a knife he used to do work around his mother’s home. Officers did not find any weapons in the home. Officers noticed that Lawrence did not have many personal belongings the home. Officer noticed in Lawrence’s phone he had a picture of a video game in his phone showing that Lawrence had recently beat a phase of the game and was texting the picture to someone before arriving at his OV. Officers questioned where the video game was located because it was not in the home being searched. Lawrence stated the video game was at his girlfriend Ashley James house

AREA HIGHLIGHTS, continued:

in The Seasons Apartment. Officer questioned if Lawrence was living with his girlfriend. Lawrence stated he spends the night as her home and was there today. Officer requested contact # for Ashley James. Lawrence stated Ashley was listed in his phone

as "LOML." Officer noticed the LOML was calling and texting Lawrence's phone during the HV. Officer contacted Ashley James via Lawrence's phone. Officer disclosed who Ashley was speaking with as Agent Hester. Officer questioned Ashley if Lawrence lived with her, and Ashley stated Lawrence has lived with her for approximately 30days. Officer questioned if Lawrence has a video game at her home and Ashley stated yes. Officer questioned the address and Ashley stated she lived in The Seasons Apartment 239J. Officer questioned if Ashley would authorize a search of her home and Ashley stated yes. Ashley stated she was not home at the time but would arrive at the home in approx. 15-30mins. Officers escorted Lawrence to Ashley residence.

Ashley arrived at the residence approx. 20minutes after speaking with Officer. JSCO provided Ashley with a consent to allow search and Ashley signed the consent. Officer questioned Ashley if there were any weapons in the home. Ashley stated she owned a registered Ruger 9mm. Officer questioned the location of the weapon in the home and Ashley stated it was inside the closet of her bedroom. Officer questioned if there were any other weapons in the home and Ashley stated no. Officer begun the search of Ashley's home and discovered the registered Ruger (see pictures in scanned documents). Agent Johnson continued the search of the closet and discovered a black Nike bag with a loaded Glock 40cal, 30round magazine, 1 smaller magazine, scale, zip lock bag of green leafy substance, a mason jar of green leafy substance and a box of 40cal ammunition (see pictures in scanned documents) inside the bag. Ashley stated she was not aware of the bag and its contents being in her home. Ashley was interview by PB Detectives, and she stated she had not been home all day. Ashley stated she was in Little Rock with her father at a doctor's appointment and made it back to Pine Bluff just in time to take Lawrence to his OV. Ashley stated Lawrence had been at her house all day and must have brought the bag into her home while she was not there.

Upon completion of the search, Lawrence was escorted back to the office and interviewed by detectives. At the

conclusion of the investigations Lawrence was advised he would be charged with 45grams of Marijuana, Possession w/Purpose to Deliver, Simultaneous Possession of Drugs and Firearm and Possession of Firearm by Certain Person. Officer advised Lawrence he would be sanctioned for New Felony and VR will be submitted to the court requesting a PTR. Lawrence was released from the office and advised to report daily by 12noon.

RESIDENTIAL SERVICES:**NORTHEAST ARKANSAS COMMUNITY CORRECTION CENTER (NEACCC)**

NEACCC employee corporation had a school supply drive and donated to the children within the community.

**CENTRAL ARKANSAS COMMUNITY CORRECTION CENTER (CACCC)**

CAC hosted a Fish Fry.



TREATMENT:

PROGRAM SUMMARY

2,508 probationers and parolees were served in the general Substance Use Disorder Treatment programs. Another 1,576 participants were served in the Drug Court Treatment programs, bringing the total served to 4,084 for the month.

A total of 990 residents have agreed to participate in Medication-Assisted Treatment (MAT) since the program started in August 2018 with a total of 198 discharged with follow up in the community in progress and a total of 167 have completed the program.

Partnerships are in effect with 80 community providers to continue MAT upon release from an ACC center.

In July, there were 22 active participants in the Telehealth program implemented in January 2023.

General Treatment Program Summary

(Non-Drug Court):

	Number of Participants
Substance Use Disorder Treatment	1,576
Continuing Care	184
Domestic Violence Prevention	19
Anger Management	89
Tobacco Use Treatment	0

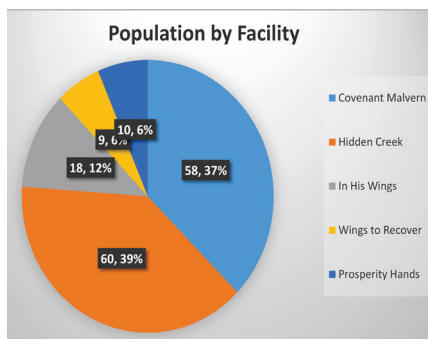
Ongoing Projects

Treatment supervisors reported combined 238 hours of direct clinical supervision with Treatment staff in 26 Community Correction locations.

REENTRY PROGRAM:

REENTRY FACILITIES:

As of July 31, ACC had five licensed Reentry Facilities with 156 total residents in Phases I-IV of the Reentry program. Since the program began, there have been over 3,100 individuals who have successfully completed and graduated from the program. During the month, 58 residents started the Career



Readiness Certificate program and 8 residents completed the program. 7 residents were enrolled in the GED program. 9 residents enrolled and completed the WAGE program. A total of 13 Reentry Facility residents received their driver's license, 26 received an ID card, 24 received their Social Security card and 19 received birth certificates.

REENTRY OFFICERS:

In July, 109 Reentry residents were reported to be employed and 24 residents were reported to be ineligible for employment at this time. Reentry Officers reported three education referral, which resulted in enrollments. Reentry Officers conducted 141 reentry facility office visits, 85 Phase IV office visits, 28 Phase IV home visits and 46 pre-parole plan verifications. Reentry Officers made 33 community contacts within their assigned area during the month and conducted 60 office visits in their area. There was two job fairs conducted across the state with 10 offender referrals.

TRANSITIONAL HOUSING:

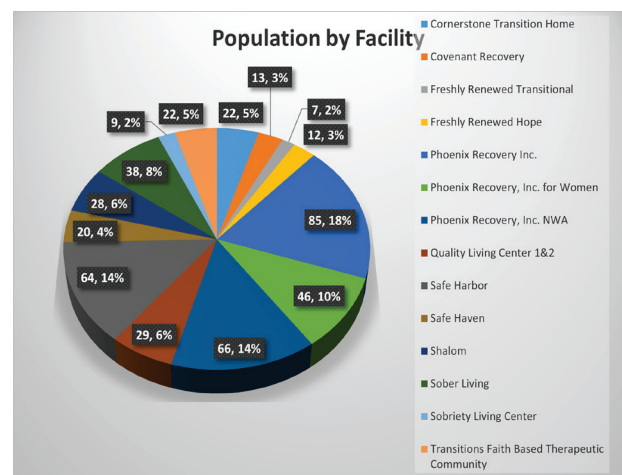
There are 17 licensed vendor facilities with 569 beds (461 ACC-funded) in the facilities. Within the transitional facilities, there are 266 residents who have obtained full-time employment.

In July, 273 residents who previously received their GED or high school diploma.

During the month, there were 50 registered sex offenders living in transitional facilities.

A total of 19 residents received their driver's license, 87 received an ID card, 87 received their Social Security card and 30 received birth certificates. Through new community partnerships, 12 were enrolled in GED.

A total of 65 residents graduated from the Transitional Housing program, 39 absconded and 17 were dismissed.



SUPPLEMENTAL REPORTS

MEDICATION-ASSISTED TREATMENT PROGRAM (MAT) REPORT - JULY 2024

Locations:	MAT Start Dates	Active Program Participants	New Clients in the Program this Month	Dropped Out	Total Active Participants
CACCC - Little Rock	Sep-19	9	2	0	9
EACCC - West Memphis	Jul-18	46	6	0	46
NEACCC - Osceola	Dec-21	0	0	0	0
NWACCC - Fayetteville	Sep-19	3	0	0	3
OTVCCC - Malvern	Jul-18	**ended July 2021		0	0
SWACCC - Texarkana	Jul-18	9	0	0	9
Probation / Parole	2018	42	13	0	108
Medically Withdrawn	Closed Unsuccessful	Completed		Total Active	
91	198	167		166	
Total # of Participants Since Program Began					982

Clinical Activities

Action	Jul-23	Aug-23	Sep-23	Oct-23	Nov-23	Dec-23
Assessments Completed in units	42	20	11	9	4	13
# of Clients Educated in units	352	515	403	426	427	400
# of Clients Released to Supervision	12	7	3	2	4	6
Pre-Release Interviews Completed	14	15	15	4	4	8

Clinical Activities

Action	Jan-24	Feb-24	Mar-24	Apr-24	May-24	Jun-24
# of Assessments Completed in units	13	3	12	11	11	9
# of Clients Educated in units	411	261	514	420	353	282
# of Clients Released to Supervision	4	7	10	7	11	10
Pre-Release Interviews Completed	11	6	14	14	7	14

Action	Jul-24	Aug-24	Sep-24	Oct-24	Nov-24	Dec-24
# of Assessments Completed in units	8					
# of Clients Educated in units	221					
# of Clients Released to Supervision	12					
Pre-Release Interviews Completed	7					

COMMUNITY SUPERVISION FEE COLLECTIONS AND WAIVERS - JULY 2024 – Page 2

	Jul-23	Aug-23	Sep-23	Oct-23	Nov-23	Dec-23	Jan-24	Feb-24	Mar-24	Apr-24	May-24	Jun-24	Jul-24
Area 9 - Texarkana													
Fees Possible	97,650	98,035	97,055	97,930	98,210	99,015	99,540	99,120	99,890	99,505	101,395	101,115	101,885
Fees Collected	88,083	93,186	79,493	79,869	82,768	79,248	86,494	92,282	99,464	83,163	92,306	69,076	84,547
% Collected	90%	95%	82%	82%	84%	80%	87%	93%	100%	84%	91%	68%	83%
% Paying Offenders	51%	54%	49%	49%	49%	48%	49%	51%	52%	49%	52%	42%	46%
% Employed	79%	79%	78%	78%	77%	76%	77%	77%	77%	79%	79%	79%	78%
Fees Converted	5,352	6,634	3,685	6,608	6,567	973	3,701	4,153	2,670	3,606	3,556	4,707	5,420
% Converted	5%	7%	4%	7%	7%	1%	4%	4%	3%	4%	4%	5%	5%
Fees Waived	3,815	3,885	3,710	3,360	3,465	3,255	3,570	3,535	3,465	3,465	3,325	3,220	3,185
Area 10 - Hot Springs													
Fees Possible	117,285	117,530	118,160	118,405	120,435	121,100	119,525	119,665	120,505	120,925	122,010	121,625	119,875
Fees Collected	103,919	108,823	105,333	107,769	103,023	106,307	112,207	119,202	120,269	106,228	107,718	91,971	105,822
% Collected	89%	93%	89%	91%	86%	88%	94%	100%	100%	88%	88%	76%	88%
% Paying Offenders	53%	55%	54%	55%	52%	54%	56%	57%	56%	54%	54%	47%	51%
% Employed	81%	82%	82%	81%	80%	79%	80%	80%	81%	81%	80%	80%	80%
Fees Converted	2,560	2,646	4,433	5,448	2,332	3,262	3,795	5,690	3,479	4,417	3,306	3,418	3,157
% Converted	2%	2%	4%	5%	2%	3%	3%	5%	3%	4%	3%	3%	3%
Fees Waived	7,910	7,945	7,735	7,455	7,735	7,385	7,420	7,770	7,630	7,770	7,910	8,435	8,575
% Waived	7%	7%	7%	6%	6%	6%	6%	6%	6%	6%	6%	7%	7%
Area 11 - Pine Bluff													
Fees Possible	102,655	102,970	101,850	102,795	103,880	103,425	101,850	102,795	103,600	102,445	102,900	101,080	99,330
Fees Collected	94,765	94,014	99,478	94,352	92,513	99,464	95,936	103,071	100,271	95,566	97,114	75,643	99,058
% Collected	92%	91%	98%	92%	89%	96%	94%	100%	97%	93%	94%	75%	100%
% Paying Offenders	57%	57%	59%	57%	57%	60%	60%	61%	59%	59%	61%	50%	60%
% Employed	78%	77%	77%	77%	76%	75%	75%	75%	76%	76%	76%	76%	75%
Fees Converted	6,729	4,397	4,538	6,408	4,309	4,835	6,541	4,854	3,922	4,666	4,282	5,512	6,743
% Converted	7%	4%	4%	6%	4%	5%	6%	5%	4%	5%	4%	5%	7%
Fees Waived	3,500	3,465	3,500	3,570	3,570	3,430	3,675	3,710	3,605	3,395	3,395	3,430	3,395
Grand Total													
Fees Possible	1,170,260	1,180,550	1,196,020	1,209,775	1,215,760	1,219,820	1,218,210	1,218,035	1,220,975	1,222,445	1,226,680	1,221,710	1,214,080
Fees Collected	1,058,100	1,077,002	1,051,257	1,063,520	1,029,013	1,046,598	1,070,311	1,188,489	1,181,653	1,082,812	1,117,967	922,316	1,068,898
% Collected	90%	91%	88%	88%	85%	86%	88%	98%	97%	89%	91%	75%	88%
% Paying Offenders	54%	54%	53%	53%	52%	52%	53%	55%	54%	52%	54%	46%	50%
% Employed	82%	82%	82%	82%	81%	81%	81%	80%	81%	81%	81%	81%	81%
Fees Converted	41,852	44,921	40,813	48,064	41,808	33,399	42,846	47,234	39,986	38,412	41,547	41,369	46,052
% Converted	4%	4%	3%	4%	3%	3%	4%	4%	3%	3%	3%	3%	4%
Fees Waived	41,300	42,770	49,000	43,155	44,800	43,295	45,430	44,100	45,045	44,415	45,920	47,005	47,740
% Waived	4%	4%	4%	4%	4%	4%	4%	4%	4%	4%	4%	4%	4%

- Fees Possible:** The amount of supervision fees that can be collected per active/electronic monitoring supervision status of offenders for that month only. Does not include annual, pre-trial, and SIS.
- Fees Collected:** Actual amount of money collected that can be deposited in Special Revenue fund. Please keep in mind the amount collected could include an offender that pays three months in advance.
- Fees Converted:** Amount not included in Fees Collected. Represents the amount of money lost by conversions. If this money were collected instead of converted, it would be added to Fees Collected.
- Fees Waived:** Amount not included in Fees Collected. Represents the amount of money lost by waivers. If this money were collected instead of waived, it would be added to Fees Collected.

CENTER POPULATIONS - JULY 2024

ARDOC
REPORT NO. IPTR500 - 18

ARKANSAS DEPARTMENT OF CORRECTION
ACC OPTION
STATEWIDE POPULATION REPORT

PAGE: 1 of 2
PROCESSED: 07/31/2024 12:30 AM
REQUESTOR: eOMIS

FOR: 07/31/2024

Location:	In Count	Out To:					Total	Capacity	% Capacity
		ORCU Hosp	Other Hosp	Furlough	Court				
Central AR CCC - Males/Males	165	0	0	0	0	165	150		
Central AR CCC - Males Total	165	0	0	0	0	165	150	110.0%	
East Central AR CCC/90 Day PV in CCC Females	2	0	0	0	0	2	0		
East Central AR CCC/Females	342	0	0	0	1	343	362		
East Central AR CCC Supervision Sanction-Female/90 Day PV in CCC Females	28	0	0	0	0	28	0		
East Central AR CCC Supervision Sanction-Female/Females	63	0	0	0	2	65	88		
East Central AR CCC Total	435	0	0	0	3	438	450	97.3%	
NE AR CCC - Drug Treatment/Males	18	0	0	0	0	18	25		
NE AR CCC/Males	234	0	0	0	1	235	215		
NE AR CCC Total	252	0	0	0	1	253	240	105.4%	
NW AR CCC/Females	53	0	0	0	0	53	114		
NW AR CCC Total	53	0	0	0	0	53	114	46.5%	
Omega Supervision Sanction Center/90 Day PV in CCC Males	205	0	0	0	0	205	0		
Omega Supervision Sanction Center/Males	151	0	1	0	7	159	300		
Omega Supervision Sanction Center Total	356	0	1	0	7	364	300	121.3%	
SW AR CCC/Males	430	0	0	0	1	431	440		
SW AR Supervision Sanction Center/Males	102	0	0	0	0	102	100		
SW AR CCC Total	532	0	0	0	1	533	540	98.7%	
In Transit Count:	0								
TOTALS - UNIT COUNT	1,793	0	1	0	12	1,806			
					Male	1,315	1,230	106.9%	
					Female	491	564	87.1%	
					Total	1,806	1,794	100.7%	
County Jail Backup SSP/Females Total	8	0	0	0	0	8			
County Jail Backup SSP/Males Total	27	0	0	0	0	27			
County Jail Backup/Females Total	42	0	0	0	0	42			
County Jail Backup/Males Total	75	0	0	0	0	75			
TOTAL - NONAGENCY	152	0	0	0	0	152			
					Male	102			
					Female	50			
					Total	152			
Re-Entry Act 146 Total	159	0	0	0	0	159	205	77.6%	
GRAND TOTAL	2,104	0	1	0	12	2,117			

RESIDENTIAL CENTERS STATISTICS AT A GLANCE - JULY 2024

Resident Admissions:

CAC: 32
 ECAC: 104
 NEAC: 48
 NWAC: 5
 OMEGA: 97
 SWAC: 142

Resident Releases:

CAC: 16
 ECAC: 111
 NEAC: 35
 NWAC: 14
 OMEGA: 58
 SWAC: 87

Affordable Healthcare**Enrollment:**

CAC: 17
 ECAC: 87
 NEAC: 48
 NWAC: 11
 OMEGA: 90
 SWAC: 85

Wage Class Enrollment:

CAC: 9

Shorter College Enrollment:

CAC: 29
 ECAC: 72
 NEAC: 31
 NWAC: 4
 SWAC: 72

Henderson State University**Enrollment:**

OMEGA: 37

Successful Completions:

CAC: 15
 ECAC: 19
 NEAC: 38
 NWAC: 5
 OMEGA: 57
 SWAC: 45

Exodus Enrollment:

CAC: 38
 ECAC: 20

Good Grid Enrollment

CAC: 26
 ECAC: 24
 NEAC: 34
 NWAC: 5
 OMEGA: 34
 SWAC: 57

Photo IDs Issued:

CAC: 10
 ECAC: 14
 NEAC: 4
 NWAC: 12
 OMEGA: 43
 SWAC: 21

Drivers Licenses Obtained:

CAC: 7
 ECAC: 3
 NEAC: 3
 NWAC: 11
 OMEGA: 7
 SWAC: 3

Brith Certificates:

CAC: 2
 ECAC: 2
 NEAC: 2
 NWAC: 1
 SWAC: 2

MAT Participants:

CAC: 12
 ECAC: 43
 NWAC: 3
 SWAC: 8

MAT Discharged:

ECAC: 11

Reformers Anonymous:

SWAC: 53

Life Recovery:

OMEGA: 82
 SWAC: 45

Victim Impact Panel:

CAC: 8
 NEAC: 10
 NWAC: 2
 SWAC: 10

Number of Volunteers:

CAC: 68
 ECAC: 29
 NEAC: 47
 NWAC: 102
 OMEGA: 22
 SWAC: 121

Number of Volunteer Hours:

CAC: 352
 ECAC: 132
 NEAC: 184
 NWAC: 290
 OMEGA: 63
 SWAC: 687

GED Enrollment:

CAC: 16
 SWAC: 68

AA/NA Attendance:

CAC: 129
 ECAC: 407
 NEAC: 29
 NWAC: 31
 OMEGA: 155
 SWAC: 66

Celebrate Recovery Attendance:

CAC: 47
 NEAC: 34
 SWAC: 134

Social Security Cards:

CAC: 7
 ECAC: 13
 NEAC: 33
 NWAC: 3
 SWAC: 27

ServSafe:

NEAC: 15
 NWAC: 8

I.C.E.V.:

ECAC: 10
 SWAC: 9

COMMUNITY SUPERVISION POPULATION

Active:

Includes current status of Active, Abscond and Electronic Monitoring

Inactive:

Includes current status of Non Reporting, Unsupervised, SIS
(Suspended Imposition of Sentence), Incarcerated and Out to Other State

Area #	AREA	Active (including Abscond)	Inactive	TOTAL
Area 1	Fayetteville	6,998	3,423	10,421
Area 2	Mountain Home	3,335	911	4,246
Area 3	Searcy	4,516	1,450	5,966
Area 4	Jonesboro	4,475	2,517	6,992
Area 5	Fort Smith	3,955	4,259	8,214
Area 6	Conway	3,320	1,202	4,522
Area 7	Little Rock-Probation	4,538	1,426	5,964
Area 8	Little Rock-Parole	3,600	660	4,260
Area 9	Texarkana	4,049	1,564	5,613
Area 10	Hot Springs	5,137	1,031	6,168
Area 11	Pine Bluff	4,488	934	5,422
ISC	C.O. Interstate Compact	2	1,835	1,837
	Statewide Totals by Status	48,413	21,212	69,625

COMMUNITY SUPERVISION POPULATION

Statewide Totals by Current Supervision Status as of July 2024

Area	Active (Including Absconders)			Inactive					OVERALL TOTALS PER AREA
	Active (Direct Supv)	Electronic Monitoring (Direct)	Absconded	Incarcerated	Non-Reporting	Out to Other State	Unsupervised	Suspnd Imposition of Snt (SIS)	
C.O. Interstate Compact	1		1	4	78	1,758			1,842
Conway	2,792	9	529	237	168	113	48	639	4,535
Fayetteville	5,182	39	1,723	609	541	767	374	1,165	10,400
Fort Smith	3,237	20	682	201	292	120	151	3,524	8,227
Hot Springs	3,815	26	1,265	281	209	93	156	342	6,187
Jonesboro	3,397	15	1,059	267	345	198	131	1,650	7,062
Little Rock-Parole	2,474	86	1,031	144	229		139	144	4,247
Little Rock-Probation	3,940	13	764	249	482	82	13	440	5,983
Mountain Home	2,852	20	440	203	142	188	63	327	4,235
Pine Bluff	3,149	28	1,248	267	125	64	142	362	5,385
Searcy	3,580	7	888	297	190	228	180	593	5,963
Texarkana	3,058	29	952	294	279	306	95	582	5,595
Statewide Totals by Current Supervision Status	37,477	292	10,582	3,053	3,080	3,917	1,492	9,768	69,661

<i>Offender Count Active Excluding Absconders</i>
37,769

Explanation for “Current Supervision Status”

Active Supervision:

Offender is currently on Active/Direct Supervision Status.

Electronic Monitoring:

Offender is currently on an Electronic Monitor.

Incarcerated:

Offender is currently incarcerated including the following:

- Parole Holds (in state and out-of-state)
- ACT 570 Holds
- County Jail (including possible new charges—felony or misdemeanors—or serving commitments for traffic fines, court commitments, etc).

Non Reporting:

Drug Court offender currently in a Community Correction Center for sanction or court commitment, on detainer (federal or ICE hold), out-of-state, in CCC Residential Treatment, nursing home, hospital, or Arkansas State Hospital.

Out-To-Other-State:

Offender supervised out of Arkansas through Interstate Compact.

Unsupervised:

Parolee whose earned Good Time has met the requirements for unsupervised parole, probationers who received Unsupervised Sentence (e.g., five-year probation sentence specified as 3 years supervised and an additional 2 years unsupervised probation; or an unsupervised probation sentence which is common for misdemeanor offenses (e.g., 1 year unsupervised probation term).

Suspended Imposition of Sentence (SIS):

Offender received a suspended term of supervision.

COMMUNITY SUPERVISION RISK LEVELS

Statewide Risk Levels by Caseload Types as of July 31, 2024

CURRENT RISK LEVELS	Parole	Probation	Drug Court	Hope Court	Mental Health Court	Veterans Court	Swift Courts	Pre Adjudicated	Pre Trial/ Drug Court	Pre Trial/ Pre-Adjudicated	Pre Trial/ Regular	Pre Trial/ Veterans Court	Suspended	Ext Sex Offender Supv	Totals
Maximum	2,289	1,522	163	3		18							321	1	4,317
Medium	8,683	11,756	1,003	28	10	53	2	1	3	17	9		1,557	2	23,124
Minimum	6,485	17,425	561	9	7	34	2	7	6	53	8	1	1,487		26,085
Annual Reporting	2,269	1,271	2										180		3,722
Unassigned	2,947	2,943	53	2		3			12			10	6,443		12,413
Sum:	22,673	34,917	1,782	42	17	108	4	8	21	70	27	1	9,988	3	69,661

CURRENT RISK LEVELS ASSIGNED EXPLANATION:

- Maximum- last risk level score as "High"
- Medium- last risk level score as "Medium"
- Minimum- last risk level score as "Low"
- Annual- identifies offenders that are supervised Annual Reporting
- Unassigned- no ARORA has been completed or offender is currently supervised as "Unsupervised" where the risk level was changed to unassigned

Statewide Risk Levels by Caseload Supervision Status as of July 31, 2024

RISK LEVELS BY CURRENT SUPERVISION STATUS	Maximum	Medium	Minimum	Annual Reporting	Unassigned	Sum:
Active (Direct Supv)	1,854	13,354	18,737	2,985	547	37,477
Electronic Monitoring (Direct)	81	193	16	1	1	292
Absconded	1,233	4,727	2,696	70	1,856	10,582
Incarcerated	374	1,323	607	8	741	3,053
Non-Reporting	307	1,032	658	14	1,069	3,080
Out to Other State	144	813	1,490	41	1,429	3,917
Unsupervised	14	161	417	423	477	1,492
Suspnd Imposition of Snt (SIS)	310	1,521	1,464	180	6,293	9,768
Sum:	4,317	23,124	26,085	3,722	12,413	69,661

COMMUNITY SUPERVISION GAINS AND LOSSES - JULY 2024

Supervision Events		Parole	Probation	Pre-Trial	Suspended	Sum:
Total Gains	Intakes	767	850	15	151	1,783
	Sanction Release from SSP	135	11			146
	Total Gains					1,929
Total Losses	Revocations/or New ADC or CCC Sentence	358	284	1	39	682
	Sanction Incarceration SSP	157	13			170
	Terminations	220	520	9	141	890
	Total Losses					1,742

SRT TASK FORCE REPORT - JULY 2024

ARRESTS:	
Absconders	50
Active Supervision	24
Collateral Arrests	86
SRT Total:	30
Task Force Total:	130

SRT Plus Task Force Total:	160
Felony Charges	272
Misdemeanor Charges	48
Traffic Charges	10
Narcotics Arrests	80

CONFISCATIONS:	
Marijuana	2,496.0 grams
Meth	571.3 grams
Herion	1.0 grams
Fentanyl	134 grams
MDMA	50.00 Grams
Fentanyl Pills	200 pills
Prescription Pills	13 pills
Handguns	14
Rifles	0
Recovered Auto	0
Drug Paraphernalia	24 items
Currency Seized	\$60,000.00

COMMUNITY SUPERVISION REVOCATIONS

Revocation Events By Supervision Types and Area July 2024

Area	Supervision Type	Revoked (Sent to ADC)	Revoked (Sent to CCC)	Revoked (Other)	New ADC/ CCC Sentence
Area 1-Fayetteville	Parole	40			3
Area 2-Mountain Home		13			2
Area 3-Searcy		32	1		7
Area 4-Jonesboro		25			3
Area 5-Fort Smith		28			8
Area 6-Conway		27			7
Area 8-Little Rock		62	1		4
Area 10-Hot Springs		38			2
Area 11-Pine Bluff		35			1
Area 12-Texarkana		14			5
Total by Supervision Type	Parole	314	2		42
Area 1-Fayetteville	Probation	7	3	18	10
Area 2-Mountain Home		9	2	2	2
Area 3-Searcy		16	8	8	7
Area 4-Jonesboro		9	1	17	7
Area 5-Fort Smith		7	1	2	8
Area 6-Conway		21	8	1	2
Area 7-Little Rock		5		34	3
Area 10-Hot Springs				18	5
Area 11-Pine Bluff		8	1	4	5
Area 12-Texarkana		20	1	2	2
Total by Supervision Type	Probation	102	25	106	51
Area 12-Texarkana	Pre-Trial			1	
Total by Supervision Type	Pre-Trial			1	
Area 1-Fayetteville	Suspended	1			3
Area 3-Searcy					1
Area 4-Jonesboro					7
Area 5-Fort Smith					16
Area 6-Conway					3
Area 8-Little Rock					1
Area 11-Pine Bluff		2			1
Area 12-Texarkana		3			1
Total by Supervision Type	Suspended	6			33
TOTAL BY SUPERVISION EVENT		422	27	107	126

REVOCATION HEARINGS

Parole Revocation Hearings and Outcomes July 2024

Hearing Outcome	Laws and Technical	Laws Only	Technical Only	Total By Hearing Outcome
Administrative Revocation		65	1	66
Deferred	2	1		3
Reinstate	8	5		13
Revoked	20	4	2	26
Waived	245	18	15	278
Total By Violation Type	275	93	18	386

Note: Excludes SSP Sanction Hearings

ACT 1029 HEARINGS HELD	Total
Revoked	9
Waived	6
Total # ACT 1029 Hearings	15

SUPERVISION SANCTIONS

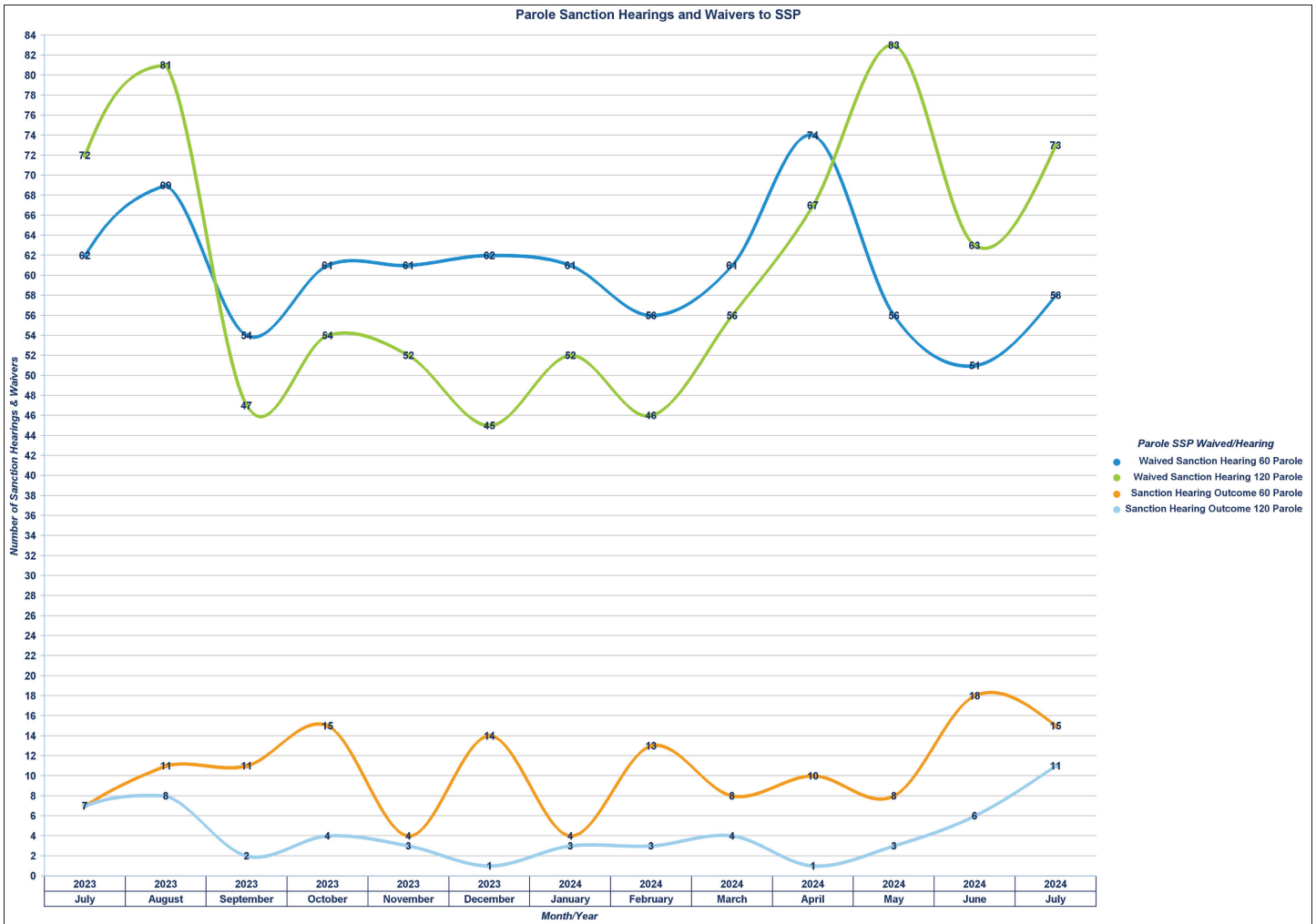
Supervision Sanction Hearings and Waivers

07/01/2024 - 07/31/2024

Sanction Hearing Outcome	Sanction Hearing Type	Parole	Probation	Sum:
Sanction Hearing Outcome 60 Parole	Sanction Hearing	15		15
Sanction Hearing Outcome 120 Parole		11		11
Totals:	Sanction Hearing	26		26
Waived Sanction Hearing 60 Parole	Waived Sanction Hearing	58		58
Waived Sanction Hearing 90 Probation			13	13
Waived Sanction Hearing 120 Parole		72		72
Waived Sanction Hearing 180 Probation		1		1
Totals:	Waived Sanction Hearing	131	13	144
	Overall Totals:	157	13	170

Note: SSP lengths for parolees only were changed in August 2021.

PAROLE SANCTION HEARINGS AND WAIVERS TO SSP



COMMUNITY SUPERVISION DRUG TESTING

**Regular Probation and Parole
Positive Tests During July 2024**

Offender Urine Tests Administered this Period: 7,816
Number of Offenders Testing Positive: 2,698

Drug Tested	Count
THC/Marijuana	1,675
Methamphetamines	1,539
Amphetamines	978
Cocaine	175
Benzodiazepines	146
Ethyl Glucuronide/Alcohol	148
Ecstasy (MDMA)	65
Alcohol	3
Heroin/Opiates	1
Oxycodone	49
Fentanyl	28
Buprenorphine (Suboxone)	33
Methadone	25
Barbiturates	28
Propoxyphene	17
Morphine	4
Tramadol	6
Methadone Metabolite	0
Hydrocodone	10
PCP	4
Speed	0
Creatinine	1
K2 (SPICE)	7
Other Hallucinogens	1
Cotinine (Nicotine)	0
Cretinine	1
Heroin	5
Kratom	1
Prescription Abuse	2
Inhalants	1
LSD	1
Morphine/Opiates	10
Nicotine	1
Opiates	41
pH	1
Total	5,005

**Drug Courts
Positive Tests During July 2024**

Offender Urine Tests Administered this Period: 7,827
Number of Offenders Testing Positive: 319

Drug Tested	Count
Buprenorphine (Suboxone)	439
THC/Marijuana	375
Methamphetamines	293
Amphetamines	260
Ethyl Glucuronide/Alcohol	89
Benzodiazepines	83
Methadone	64
Ecstasy (MDMA)	44
Oxycodone	33
Fentanyl	25
Heroin/Opiates	1
Cocaine	32
Tramadol	24
Barbiturates	27
Propoxyphene	26
Morphine	1
K2 (SPICE)	2
Kratom	5
Creatinine	4
Opiates	25
Heroin	1
Morphine/Opiates	11
PCP	1
Total	1,865

**Specialty Courts
Positive Tests During July 2024**

Offender Urine Tests Administered this Period: 182
Number of Offenders Testing Positive: 14

Drug Tested	Count
THC/Marijuana	18
Methamphetamines	17
Amphetamines	18
Ethyl Glucuronide/Alcohol	2
Tramadol	0
Benzodiazepines	1
Buprenorphine (Suboxone)	0
Cocaine	1
Ecstasy (MDMA)	6
Total	63

