



DIVISION OF COMMUNITY CORRECTION BOARD REPORT

April 2025

Jim Cheek
Director



COMMUNITY SUPERVISION AREA HIGHLIGHTS:

AREA 1

Agent Foreman along with DEA was able to arrest Tevin Ortiz and remove 9.04 G of cocaine from the street.

AREA 2

On March 20, Assistant Area Manager Eva Frame and Area Manager Brian Zini attended a meeting of Community Connections, Inc. where the items of discussion included research being conducted for a curriculum on vaping to be presented in the high schools of Baxter and Marion Counties. CCI applied for the Giving Tree grant which would pay \$2,000 and if awarded would be used for the four schools in Baxter and Marion Counties that do not have Students/ Education/Against Drugs group. CCI also reviewed financial and income tax forms as well as welcomed two new members to the board.

AREA 3

On 3/21/25, Agents Blake Morris and Evangella Tatum participated in the Beebe High School Career Day Fair and had an excellent turnout. They had several students very interested in our Agency and inquired on the application and hiring process. Agents Morris and Tatum were able to answer several questions as the students came by their exhibit table. They both did an outstanding job and both had a wonderful time representing our Agency.

AREA 4

Agent Ethan McGinnis was contacted on Saturday 3-22-25 by Paragould Police regarding parolee Matthew Huffstatler who had been seen with a gun. Huffstatler was located by Paragould PD in the front yard of his residence, Paragould PD asked if I would be able to come to the residence as their department policy does not allow them to conduct parole searches on residences without the PO present. I contacted AAM Aikman who approved me to go to the residence due to the reported presence of a firearm. Upon arrival I was informed that parole absconder Shalena Branham had been arrested attempting to sneak out the back of the residence, and probationer Anita Barrick was also in the residence. A search was conducted, meth, syringes, and a pipe were found in Huffstatler's room. In a backpack by the bed I found a handgun, and upon closer inspection we saw it was some type of pellet gun, however it appeared to be real on a cursory glance. In the purse of Barrick meth and paraphernalia were found and in a purse belonging

to Branham paraphernalia was found. All three were charged and arrested.

AREA 5

Agent Wold attended Quorum Court meeting in Crawford County and it was a success. Quorum Court voted to give Crawford County Mental Health Court \$2500 towards necessities and training opportunities.

AREA 6

On 03/11/2025, Officer Chelsa De La Riva spoke to the Victimology class at UCA informing students what a Probation/Parole Officer career entailed.

AREA 7/8

On 3/25/25, Shields was directed to report to the parole office. Shields made contact with his officer and stated he had been in an accident and could not make it. ISP agents received information that offender Shields was at 7212 Indiana Apartment A. Agents went to the address and made contact with a female, and she allowed agents to come in a search for Shields. Shields was located in the upstairs bedroom. Shields was detained and brought outside. A search of common areas was conducted as well as the room that Shields was in and 1 rifle, 1 revolver, and 1 shotgun were located as well as marijuana and MDMA. Justin Gardner (probation absconder) was located in the residence as well and was taken into custody. Gardner and Shields were both transported to the 12th street substation for questioning. LRPD took control of the scene and evidence. Shields has a warrant out of Hot Springs, county for Death by delivery of Fentanyl.

AREA HIGHLIGHTS, continued:**AREA 9**

03/12/2025 - Flight Extradition Agents Parks and O'Malley traveled to 330 South Casino Center Blvd. Las Vegas, NV and returned with ADC#166620 Victory Villaran-Espinoza.

03/28/2025 - CSA Holmes and CSA McGhee extradited Corrie Faris ADC#718402 from Bi-State Justice Jail to ACC - Txx Office.

AREA 10

03/03/2025: CSA Tiffani Childers and CSA Jennifer Starkey assisted deputies with the Hot Springs County Sheriff's office on a home visit on Jordan Hammond PID#0131154. The following narcotics were located in Hammond's home: a plastic baggie containing 1.83 grams of suspected methamphetamine and another plastic baggie containing .58 grams of suspected methamphetamine. Hammond was taken into custody and transported to the Hot Spring county jail with the charge of Possession of a Controlled Substance Schedule II a Class C Felony.

AREA 11

On 3-7-25 Agents Parker was contacted by Lt. Dennis Kendall of the Pine Bluff Criminal Investigation Division and was advised that they were looking for probation absconder Alexis Brewer PID 0395557. He stated that they had information she was living at Regency Arms Apartment #48 and was inside the apartment at that time. Agents Parker and Williams arrived at the apartments and met with Investigators Kirsten Pennington, Kristen Garner, Corey Lowery and Zachery Sturdivant and Lt. Kendall. Investigator Lowery knocked on the door and contact was made with offender Brewer and her boyfriend Rashaun Webb. Webb and Brewer were placed in hand restraints and a search was conducted. On the TV stand in the living room Lt. Kendall found a set of digital scales. Inside offender Brewer's bedroom underneath the bed Agent Parker located a red back pack with three bags of marijuana totaling 56 grams and a fully loaded 50 round extended rifle magazine. Underneath the mattress of the bed a loaded 9 MM Glock with extended magazine, switch to convert it to fully automatic and a screw attached to the barrel for attaching a silencer was located. Underneath a blanket on the bed \$971.00 in cash was located. The evidence was collected by CID and Brewer and Webb were transported for questioning and pending charges.

ISP ARREST

Officer	Number of Arrest
Autumn Hamrick	1
Brittney Cathey	5
Chad Hale	2
Douglas Johnson	1
Molly Hensley	1
Richard Perry	6
Ryan Gordon	14
Total Arrest	30

PROMOTIONS**Area 3**

- AAM- Jesse Worsham

Area 7

- AAM- Kendra Alexander

Area 8

- AAM- Nosayi V.C Arthur-Osaghae

NEW HIRES**Area 7**

- CSOI- Tolisa Uchendu

TREATMENT:

2,508 probationers and parolees were served in the general Substance Use Disorder Treatment programs. Another 1,534 participants were served in the Drug Court Treatment programs, bringing the total served to 4,042 for the month.

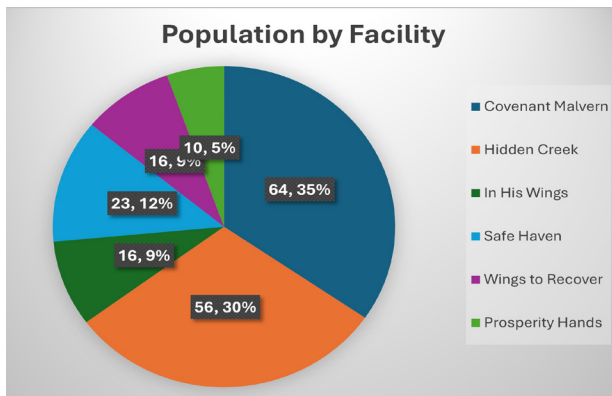
REENTRY PROGRAM:

REENTRY FACILITIES:

As of March 31, ACC had six licensed Reentry Facilities with 185 total residents in Phases I-IV of the Reentry program. Since the program began, there have been 3,334 individuals who have successfully completed and graduated from the program. During the month, two (2) residents completed WAGE with two (2) additional enrolling. Ten (10) residents completed CRC with eleven (11) enrolling. A total of twelve (12) Reentry Facility residents received their driver's license, ten (10) received an ID card, nineteen (19) received their Social Security Cards and seven (7) received birth certificates.

REENTRY OFFICERS:

In March, 138 Reentry residents was reported to be employed and 9 residents were reported to be ineligible for employment at this time. Reentry Officers reported three (3) education referrals, which resulted in enrollments. Reentry Officers conducted 174 reentry facility office visits, 134 Phase IV office visits, 24 Phase IV home visits and 52 pre-parole plan verifications. Reentry Officers made 39 community contacts within their assigned area during the month and conducted 39 office visits in their area. There was three (3) Good Grid classes conducted across the state with one (1) referrals, in attendance. Job fairs were held with 10 referrals, and 12 in attendance.



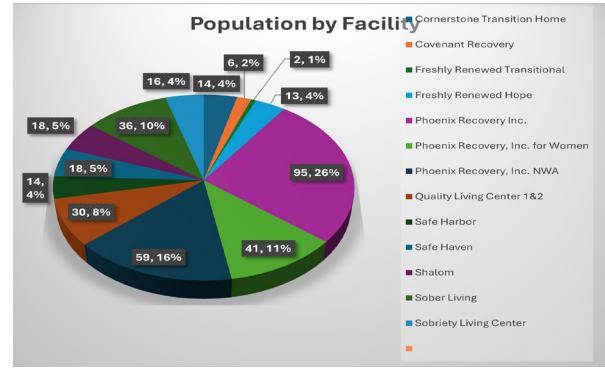
TRANSITIONAL HOUSING:

There are 16 licensed vendor facilities with 553 beds (362 DOC funded) in the facilities. Within the transitional facilities, there are 183 residents who have obtained full-time employment. In March, 250 residents who previously received their GED or high school diploma.

During the month, there were 28 registered sex offenders living in transitional facilities.

A total of 15 residents received their driver's license, 77 received an ID card, 88 received their Social Security card and 14 received birth certificates. Through new community partnerships, one (1) was enrolled in GED.

A total of 62 residents graduated from the Transitional Housing program, 33 absconded and 19 were dismissed.



SEX OFFENDER ASSESSMENT

Assessments Completed:

Risk Level	March	September 1999 through March 2025
Level 1	0	1,248
Level 2	0	9,717
Level 3	0	8,151
Level 4	0	758
Default 3	0	*
Total	0	19,874

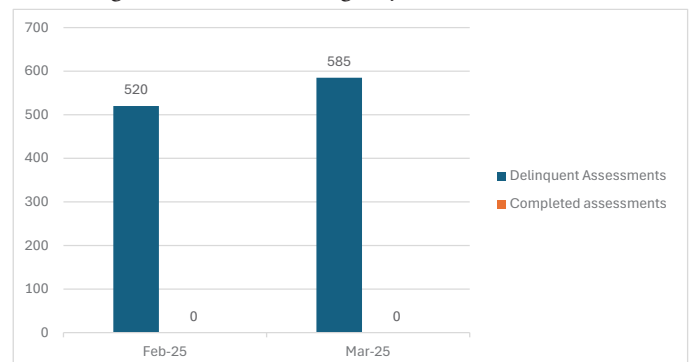
*Default Level 3's are included in the total number of Level 3's to date.

ACIC Numbers:

The total number of sex offenders registered from September 1999 through March 2025:

Compliant	8,666
Delinquent	1,872
Confined	4,056
Out-of-State	4,596
Address Unknown	121
Deported	204
Incapacitated	149
Out of USA	98
Total	19,764

Consistent with current Arkansas law, deceased offenders no longer remain on the registry.



*no data shown on completed assessments due to values being zero.

COMMUNITY SUPERVISION FEE COLLECTIONS AND WAIVERS - MARCH 2025 – Page 1

	Mar-24	Apr-24	May-24	Jun-24	Jul-24	Aug-24	Sep-24	Oct-24	Nov-24	Dec-24	Jan-25	Feb-25	Mar-25
Area 1 - Fayetteville													
Fees Possible	164,010	166,530	165,200	164,220	163,170	164,500	168,840	168,875	168,280	169,190	168,000	170,380	173,215
Fees Collected	159,775	151,961	146,803	130,347	140,663	159,073	139,438	165,606	141,707	146,702	159,970	163,737	185,146
% Collected	97%	91%	89%	79%	86%	97%	83%	98%	84%	87%	95%	96%	107%
% Paying Offenders	55%	53%	53%	47%	47%	52%	45%	52%	47%	48%	52%	51%	55%
% Employed	87%	87%	88%	88%	88%	87%	88%	84%	88%	88%	88%	87%	87%
Fees Converted	6,540	6,755	6,705	6,796	4,444	7,167	5,379	6,592	4,791	5,918	8,979	6,438	8,498
% Converted	4%	4%	4%	4%	3%	4%	3%	4%	3%	3%	5%	4%	5%
Fees Waived	4,025	3,745	3,920	3,815	3,815	4,025	4,060	3,745	3,465	3,710	3,535	3,710	4,305
% Waived	2%	2%	2%	2%	2%	2%	2%	2%	2%	2%	2%	2%	2%
Area 2 - Mountain Home													
Fees Possible	96,390	97,405	96,845	96,390	95,760	95,165	95,200	96,005	95,305	94,395	92,365	93,205	93,625
Fees Collected	103,699	92,333	96,153	83,306	88,673	93,505	87,434	102,237	83,175	87,634	85,100	89,784	98,960
% Collected	108%	95%	99%	86%	93%	98%	92%	106%	87%	93%	92%	96%	106%
% Paying Offenders	63%	60%	63%	57%	57%	59%	55%	61%	55%	56%	57%	57%	59%
% Employed	85%	86%	86%	85%	85%	85%	85%	77%	83%	83%	84%	83%	83%
Fees Converted	2,167	1,007	1,645	2,121	2,904	1,097	1,515	2,602	1,876	2,129	1,884	2,871	2,373
% Converted	2%	1%	2%	2%	3%	1%	2%	3%	2%	2%	2%	3%	3%
Fees Waived	1,155	1,330	1,365	1,645	1,645	1,995	1,785	1,785	1,820	1,610	1,470	1,435	1,260
% Waived	1%	1%	1%	2%	2%	2%	2%	2%	2%	2%	2%	2%	1%
Area 3 - Searcy													
Fees Possible	117,495	115,430	117,810	118,545	117,460	115,745	116,760	117,600	118,895	120,470	121,205	119,350	119,210
Fees Collected	122,563	106,934	110,377	95,530	105,134	114,930	100,426	110,809	101,200	103,983	112,781	119,026	123,538
% Collected	104%	93%	94%	81%	90%	99%	86%	94%	85%	86%	93%	100%	104%
% Paying Offenders	58%	56%	56%	48%	51%	55%	50%	54%	48%	48%	51%	52%	54%
% Employed	78%	79%	78%	78%	78%	78%	78%	79%	79%	77%	77%	77%	77%
Fees Converted	3,704	2,558	4,746	2,294	4,231	4,073	2,019	5,079	3,985	5,778	4,817	5,766	5,665
% Converted	3%	2%	4%	2%	4%	4%	2%	4%	3%	5%	4%	5%	5%
Fees Waived	3,745	3,570	3,710	3,430	3,920	4,270	3,955	4,025	4,165	3,955	4,305	4,725	4,900
% Waived	3%	3%	3%	3%	3%	4%	3%	3%	4%	3%	4%	4%	4%
Area 4 - Jonesboro													
Fees Possible	112,490	111,335	111,965	111,300	109,690	109,340	108,710	109,585	111,160	110,495	109,760	108,675	109,410
Fees Collected	110,200	97,421	99,901	79,161	94,256	99,872	83,528	98,163	86,989	87,136	98,899	99,966	103,487
% Collected	98%	88%	89%	71%	86%	91%	77%	90%	78%	79%	90%	92%	95%
% Paying Offenders	53%	52%	52%	43%	48%	51%	46%	52%	46%	46%	50%	49%	52%
% Employed	79%	78%	79%	79%	80%	80%	79%	75%	79%	78%	77%	78%	78%
Fees Converted	5,404	4,103	4,681	4,557	6,418	10,568	5,823	4,043	4,915	6,815	8,097	6,036	6,430
% Converted	5%	4%	4%	4%	6%	10%	5%	4%	4%	6%	7%	6%	6%
Fees Waived	6,685	6,510	6,650	6,860	6,860	7,140	6,825	6,545	6,685	6,860	6,825	7,910	7,805
% Waived	6%	6%	6%	6%	6%	7%	6%	6%	6%	6%	6%	7%	7%
Area 5 - Fort Smith													
Fees Possible	104,580	104,405	104,860	105,000	102,690	101,815	100,870	100,345	100,485	101,115	99,365	98,525	99,435
Fees Collected	100,597	90,255	97,416	79,963	92,914	98,011	82,693	101,303	81,076	84,391	88,874	100,324	101,028
% Collected	96%	86%	93%	76%	90%	96%	82%	101%	81%	83%	89%	102%	102%
% Paying Offenders	55%	52%	54%	47%	51%	55%	48%	57%	47%	48%	50%	54%	54%
% Employed	81%	82%	81%	82%	83%	83%	83%	78%	82%	81%	80%	81%	79%
Fees Converted	5,020	5,011	4,989	4,757	4,813	5,286	4,840	6,550	4,287	7,396	4,995	6,697	6,702
% Converted	5%	5%	5%	5%	5%	5%	5%	7%	4%	7%	5%	7%	7%
Fees Waived	3,150	2,975	3,465	3,850	3,745	4,410	4,025	3,885	4,200	4,585	4,200	4,410	4,375
% Waived	3%	3%	3%	4%	4%	4%	4%	4%	4%	5%	4%	4%	4%
Area 6 - Conway													
Fees Possible	92,820	94,290	94,045	93,520	93,625	94,710	95,270	94,815	96,110	97,230	96,530	97,160	97,930
Fees Collected	89,189	88,215	96,181	72,975	89,062	85,981	73,589	100,422	81,770	90,063	89,345	96,599	99,798
% Collected	96%	94%	102%	78%	95%	91%	77%	106%	85%	93%	93%	99%	102%
% Paying Offenders	56%	55%	59%	49%	54%	54%	47%	59%	50%	52%	52%	53%	54%
% Employed	79%	79%	79%	80%	80%	78%	79%	77%	79%	77%	77%	77%	78%
Fees Converted	1,207	2,763	3,358	2,185	2,373	2,188	2,143	2,805	1,732	2,437	2,863	2,317	4,776
% Converted	1%	3%	4%	2%	3%	2%	2%	3%	2%	3%	3%	2%	5%
Fees Waived	2,765	2,730	3,010	2,905	2,800	2,905	2,940	3,290	3,465	3,395	3,395	3,640	3,780
% Waived	3%	3%	3%	3%	3%	3%	3%	3%	4%	3%	4%	4%	4%
Area 7 - LR Probation													
Fees Possible	134,715	134,400	134,085	132,335	134,190	131,005	132,370	135,835	138,670	136,955	139,790	138,810	138,600
Fees Collected	110,705	108,394	108,217	91,978	106,752	106,806	107,748	115,611	101,151	105,749	101,445	109,271	120,279
% Collected	82%	80%	81%	69%	80%	81%	81%	85%	73%	77%	72%	78%	86%
% Paying Offenders	43%	42%	43%	39%	42%	43%	43%	44%	38%	40%	37%	38%	41%
% Employed	79%	82%	82%	81%	81%	81%	81%	80%	80%	80%	79%	79%	79%
Fees Converted	946	1,040	132	671	682	935	1,001	1,254	1,199	574	3,171	2,412	4,094
% Converted	1%	1%	0%	1%	1%	1%	1%	1%	1%	0%	2%	2%	3%
Fees Waived	5,040	5,320	5,635	5,775	5,880	5,915	5,635	5,845	6,370	7,210	7,245	7,595	7,630
% Waived	4%	4%	4%	4%	4%	5%	4%	4%	5%	5%	5%	5%	6%



COMMUNITY SUPERVISION FEE COLLECTIONS AND WAIVERS - MARCH 2025 – Page 2

	Mar-24	Apr-24	May-24	Jun-24	Jul-24	Aug-24	Sep-24	Oct-24	Nov-24	Dec-24	Jan-25	Feb-25	Mar-25
Area 8 - LR Parole													
Fees Possible	74,480	75,775	75,565	76,580	76,405	76,580	77,035	78,575	79,065	79,415	79,030	78,925	78,925
Fees Collected	64,921	62,342	65,781	52,365	62,018	64,128	59,261	66,110	62,143	63,405	58,720	66,455	70,113
% Collected	87%	82%	87%	68%	81%	84%	77%	84%	79%	80%	74%	84%	89%
% Paying Offenders	50%	48%	50%	40%	44%	45%	44%	46%	43%	42%	40%	43%	46%
% Employed	81%	80%	80%	80%	80%	80%	80%	79%	78%	77%	77%	76%	78%
Fees Converted	4,928	2,489	4,150	4,350	4,868	4,593	4,895	3,988	4,046	4,621	5,318	5,811	6,358
% Converted	7%	3%	5%	6%	6%	6%	6%	5%	5%	6%	7%	7%	8%
Fees Waived	3,780	3,605	3,535	3,640	3,920	4,655	4,445	4,130	4,235	4,130	3,885	4,410	4,235
% Waived	5%	5%	5%	5%	5%	6%	6%	5%	5%	5%	5%	6%	5%
Area 9 - Texarkana													
Fees Possible	99,890	99,505	101,395	101,115	101,885	102,130	103,390	102,305	103,250	103,775	103,110	104,335	105,665
Fees Collected	99,464	83,163	92,306	69,076	84,547	90,260	85,379	98,690	83,115	87,448	90,348	96,101	101,292
% Collected	100%	84%	91%	68%	83%	88%	83%	96%	80%	84%	88%	92%	96%
% Paying Offenders	52%	49%	52%	42%	46%	47%	46%	52%	44%	46%	47%	47%	48%
% Employed	77%	79%	79%	79%	78%	78%	77%	83%	78%	77%	76%	76%	76%
Fees Converted	2,670	3,606	3,556	4,707	5,420	8,634	5,510	8,249	3,315	4,329	5,951	4,166	4,040
% Converted	3%	4%	4%	5%	5%	8%	5%	8%	3%	4%	6%	4%	4%
Fees Waived	3,465	3,465	3,325	3,220	3,185	3,360	3,115	3,220	3,290	3,185	2,870	2,800	2,695
% Waived	3%	3%	3%	3%	3%	3%	3%	3%	3%	3%	3%	3%	3%
Area 10 - Hot Springs													
Fees Possible	120,505	120,925	122,010	121,625	119,875	119,490	118,755	119,420	118,930	120,610	119,385	118,440	117,040
Fees Collected	120,269	106,228	107,718	91,971	105,822	108,362	97,939	116,104	93,100	105,525	112,647	111,675	113,803
% Collected	100%	88%	88%	76%	88%	91%	82%	97%	78%	87%	94%	94%	97%
% Paying Offenders	56%	54%	54%	47%	51%	53%	49%	55%	47%	50%	51%	49%	52%
% Employed	81%	81%	80%	80%	80%	80%	80%	88%	80%	79%	78%	79%	80%
Fees Converted	3,479	4,417	3,306	3,418	3,157	4,964	3,911	5,211	5,535	6,160	5,816	5,126	5,211
% Converted	3%	4%	3%	3%	3%	4%	3%	4%	5%	5%	5%	4%	4%
Fees Waived	7,630	7,770	7,910	8,435	8,575	8,015	7,560	7,875	7,665	7,455	7,350	7,385	7,770
% Waived	6%	6%	6%	7%	7%	7%	6%	7%	6%	6%	6%	6%	7%
Area 11 - Pine Bluff													
Fees Possible	103,600	102,445	102,900	101,080	99,330	99,470	100,345	100,555	100,380	101,325	102,060	104,370	105,630
Fees Collected	100,271	95,566	97,114	75,643	99,058	91,909	84,848	100,914	83,962	92,189	92,882	103,400	104,830
% Collected	97%	93%	94%	75%	100%	92%	85%	100%	84%	91%	91%	99%	99%
% Paying Offenders	59%	59%	61%	50%	60%	58%	53%	60%	52%	53%	52%	55%	56%
% Employed	76%	76%	76%	76%	75%	76%	75%	79%	74%	76%	74%	74%	73%
Fees Converted	3,922	4,666	4,282	5,512	6,743	3,985	5,887	6,271	4,131	6,526	6,138	6,868	8,396
% Converted	4%	5%	4%	5%	7%	4%	6%	6%	4%	6%	6%	7%	8%
Fees Waived	3,605	3,395	3,395	3,430	3,395	3,500	3,430	3,360	3,325	3,080	3,185	3,990	3,955
% Waived	3%	3%	3%	3%	3%	4%	3%	3%	3%	3%	3%	4%	4%
Grand Total													
Fees Possible	1,220,975	1,222,445	1,226,680	1,221,710	1,214,080	1,209,950	1,217,545	1,223,915	1,230,530	1,234,975	1,230,600	1,232,175	1,238,685
Fees Collected	1,181,653	1,082,812	1,117,967	922,316	1,068,898	1,112,836	1,002,283	1,175,971	999,387	1,054,226	1,091,011	1,156,337	1,222,273
% Collected	97%	89%	91%	75%	88%	92%	82%	96%	81%	85%	89%	94%	99%
% Paying Offenders	54%	52%	54%	46%	50%	52%	48%	53%	47%	48%	49%	50%	52%
% Employed	81%	81%	81%	81%	81%	81%	81%	80%	80%	80%	79%	79%	79%
Fees Converted	39,986	38,412	41,547	41,369	46,052	53,488	42,923	52,643	39,810	52,680	58,028	54,507	62,542
% Converted	3%	3%	3%	3%	4%	4%	4%	4%	3%	4%	5%	4%	5%
Fees Waived	45,045	44,415	45,920	47,005	47,740	50,190	47,775	47,705	48,685	49,175	48,265	52,010	52,710
% Waived	4%	4%	4%	4%	4%	4%	4%	4%	4%	4%	4%	4%	4%

- Fees Possible:** The amount of supervision fees that can be collected per active/electronic monitoring supervision status of offenders for that month only. Does not include annual, pre-trial, and SIS.
- Fees Collected:** Actual amount of money collected that can be deposited in Special Revenue fund. Please keep in mind the amount collected could include an offender that pays three months in advance.
- Fees Converted:** Amount not included in Fees Collected. Represents the amount of money lost by conversions. If this money were collected instead of converted, it would be added to Fees Collected.
- Fees Waived:** Amount not included in Fees Collected. Represents the amount of money lost by waivers. If this money were collected instead of waived, it would be added to Fees Collected.

COMMUNITY SUPERVISION POPULATION

Active:

Includes current status of Active, Abscond and Electronic Monitoring

Inactive:Includes current status of Non Reporting, Unsupervised, SIS
(Suspended Imposition of Sentence), Incarcerated and Out to Other State

Area #	AREA	Active (including Abscond)	Inactive	TOTAL
Area 1	Fayetteville	7,250	3,672	10,922
Area 2	Mountain Home	3,266	904	4,170
Area 3	Searcy	4,587	1,603	6,190
Area 4	Jonesboro	4,434	2,671	7,105
Area 5	Fort Smith	3,844	4,436	8,280
Area 6	Conway	3,454	1,245	4,699
Area 7	Little Rock-Probation	4,956	1,366	6,322
Area 8	Little Rock-Parole	3,666	642	4,308
Area 9	Texarkana	4,100	1,589	5,689
Area 10	Hot Springs	5,148	1,148	6,296
Area 11	Pine Bluff	4,573	999	5,572
ISC	C.O. Interstate Compact	26	1,863	1,889
	Statewide Totals by Status	49,304	22,138	71,442

COMMUNITY SUPERVISION POPULATION

Statewide Totals by Current Supervision Status as of March 31, 2025

Area	Active			Inactive					OVERALL TOTALS PER AREA
	Active (Direct Supv)	Electronic Monitoring (Direct)	Absconded	Incarcerated	Non- Reporting	Out to Other State	Unsupervised	Suspnd Imposition of Snt (SIS)	
C.O. Interstate Compact	4		18	4	65	1,787			1,878
Conway	2,895	8	524	220	184	117	52	687	4,687
Fayetteville	5,466	55	1,714	547	553	837	418	1,308	10,898
Fort Smith	3,136	28	680	164	309	120	173	3,658	8,268
Hot Springs	3,875	18	1,253	287	200	110	183	372	6,298
Jonesboro	3,389	15	1,035	270	316	206	149	1,729	7,109
Little Rock-Parole	2,566	45	1,020	138	230		140	143	4,282
Little Rock-Probation	4,074	4	871	296	426	95	23	519	6,308
Mountain Home	2,832	12	429	158	165	187	60	337	4,180
Pine Bluff	3,332	20	1,205	229	164	72	140	390	5,552
Searcy	3,634	7	933	260	202	252	264	640	6,192
Texarkana	3,145	25	928	294	274	330	80	605	5,681
Statewide Totals by Current Supervision Status	38,348	237	10,610	2,867	3,088	4,113	1,682	10,388	71,333

Offender Count Active excluding Absconders

38,585

Explanation for "Current Supervision Status"

Active Supervision:

Offender is currently on Active/Direct Supervision Status.

Electronic Monitoring:

Offender is currently on an Electronic Monitor.

Incarcerated:

Offender is currently incarcerated including the following:

- Parole Holds (in state and out-of-state)
- ACT 570 Holds
- County Jail (including possible new charges—felony or misdemeanors—or serving commitments for traffic fines, court commitments, etc).

Non Reporting:

Drug Court offender currently in a Community Correction Center for sanction or court commitment, on detainer (federal or ICE hold), out-of-state, in CCC Residential Treatment, nursing home, hospital, or Arkansas State Hospital.

Out-To-Other-State:

Offender supervised out of Arkansas through Interstate Compact.

Unsupervised:

Parolee whose earned Good Time has met the requirements for unsupervised parole, probationers who received Unsupervised Sentence (e.g., five-year probation sentence specified as 3 years supervised and an additional 2 years unsupervised probation; or an unsupervised probation sentence which is common for misdemeanor offenses (e.g., 1 year unsupervised probation term).

Suspended Imposition of Sentence (SIS):

Offender received a suspended term of supervision.

COMMUNITY SUPERVISION RISK LEVELS

Statewide Risk Levels by Caseload Types as of March 31, 2025

CURRENT RISK LEVELS	Parole	Probation	Drug Court	Hope Court	Mental Health Court	Veterans Court	Swift Courts	Pre Adjudicated	Pre Trial/ Drug Court	Pre Trial/ Pre-Adjudicated	Pre Trial/ Regular	Pre Trial/ Veterans Court	Suspended	Ext Sex Offender Supv	Totals
Maximum	2,129	1,455	130	4		6							313	1	4,038
Medium	8,546	11,661	981	49	16	43	1	1	4	20	13	1	1,586	4	22,926
Minimum	6,773	18,466	527	7	8	33	4	4	6	51	7		1,627		27,513
Annual Reporting	2,370	1,422											201		3,993
Unassigned	2,913	3,000	43	2	1	2			8		10	4	6,880		12,863
Sum:	22,731	36,004	1,681	62	25	84	5	5	18	71	30	5	10,607	5	71,333

CURRENT RISK LEVELS ASSIGNED EXPLANATION:

- Maximum- last risk level score as "High"
- Medium- last risk level score as "Medium"
- Minimum- last risk level score as "Low"
- Annual- identifies offenders that are supervised Annual Reporting
- Unassigned- no ARORA has been completed or offender is currently supervised as "Unsupervised" where the risk level was changed to unassigned

Statewide Risk Levels by Caseload Supervision Status as of March 31, 2025

RISK LEVELS BY CURRENT SUPERVISION STATUS	Maximum	Medium	Minimum	Annual Reporting	Unassigned	Sum:
Active (Direct Supv)	1,750	13,299	19,738	3,242	319	38,348
Electronic Monitoring (Direct)	62	154	17	2	2	237
Absconded	1,142	4,631	2,812	69	1,956	10,610
Incarcerated	312	1,213	590	11	741	2,867
Non-Reporting	306	1,052	650	17	1,063	3,088
Out to Other State	139	862	1,626	34	1,452	4,113
Unsupervised	22	163	476	418	603	1,682
Suspnd Imposition of Snt (SIS)	305	1,552	1,604	200	6,727	10,388
Sum:	4,038	22,926	27,513	3,993	12,863	71,333

COMMUNITY SUPERVISION GAINS AND LOSSES - MARCH 2025

Supervision Events		Parole	Probation	Pre-Trial	Suspended	Sum:
Total Gains	Intakes	704	904	15	180	1,803
	Sanction Release from SSP	109	6			115
	Total Gains					1,918
Total Losses	Revocations/or New ADC or CCC Sentence	314	275	2	49	640
	Sanction Incarceration SSP	124	4			128
	Terminations	225	531	12	168	936
	Total Losses					1,704

SRT TASK FORCE REPORT - MARCH 2025

ARRESTS:	
Absconders	54
Active Supervision	10
Collateral Arrests	181
SRT Total:	79
Task Force Total:	166

SRT Plus Task Force Total:	245
Felony Charges	292
Misdemeanor Charges	61
Traffic Charges	46
Narcotics Arrests	47

CONFISCATIONS:	
Marijuana	1,776 Grams
Meth	28,044 Grams
Herion	0 Grams
Fentanyl	226.796 Grams
Fentanyl	12,000 Pills
Cocaine	19,006 Grams
MDMA	0 Grams
Prescription Pills	47.5 Pills
Mushrooms	0 Grams
Handguns	16
Rifles	2
Recovered Motorcycles	0
Drug Paraphernalia	16 items
Currency Seized	\$74,000.00

COMMUNITY SUPERVISION - COMMUNITY SERVICE - MARCH 2025

AREAS	CITIES WITHIN AREA	NUMBER OF PARTICIPANTS	COMMUNITY SERVICE	LITTER CREW	COUNTY WORKS	MONTHLY TOTAL
1	Bentonville, Fayetteville, Huntsville	64	824.00	0.00	0.00	824.00
2	Harrison, Mountain Home, Salem, Mountain View, Berryville	69	961.60	0.00	0.00	961.60
3	Searcy, Newport, Walnut Ridge, Ash Flat, Heber Springs, Batesville, Pocahontas, Lonoke	99	2,111.20	0.00	0.00	2,111.20
4	Jonesboro, Paragould, Osceola	74	475.50	0.00	0.00	475.50
5	Fort Smith, Booneville, Clarksville, Ozark, Mena	81	674.81	0.00	0.00	674.81
6	Conway, Russellville, Morrilton, Danville	40	558.77	0.00	0.00	558.77
7	Little Rock	38	767.42	0.00	0.00	767.42
8	Little Rock, North Little Rock	30	385.01	0.00	0.00	385.01
9	Texarkana, Ashdown, Hope, Lewisville, Nashville, Magnolia	39	447.50	0.00	0.00	447.50
10	Malvern, Benton, Sheridan, Arkadelphia, Hot Springs, Benton, Camden, Fordyce	87	1,003.25	0.00	0.00	1,003.25
11	Pine Bluff, Stuttgart, Monticello, El Dorado, Crossett	79	871.25	0.00	0.00	871.25
TOTAL		700	9,080.31	0.00	0.00	9,080.31

COMMUNITY SUPERVISION - STATEWIDE SEARCH AND SEIZURE - MARCH 2025

[illegible]

COMMUNITY SUPERVISION REVOCATIONS

Revocation Events By Supervision Types and Area March 2025

Area	Supervision Type	Revoked (Sent to ADC)	Revoked (Sent to CCC)	Revoked (Other)	New ADC/ CCC Sentence
Area 2-Mountain Home	Parole	16			4
Area 5-Fort Smith		24	1		10
Area 4-Jonesboro		22			9
Area 3-Searcy		26		1	2
Area 12-Texarkana		21	1		7
Area 6-Conway		21	1		7
Area 11-Pine Bluff		24	1		1
Area 8-Little Rock		52			6
Area 10-Hot Springs		27		2	3
Area 1-Fayetteville		23			2
Total by Supervision Type	Parole	256	4	3	51
Area 2-Mountain Home	Probation	6	4	3	2
Area 5-Fort Smith		9		1	6
Area 4-Jonesboro		9	12	5	15
Area 3-Searcy		9	16	6	8
Area 12-Texarkana		20		3	2
Area 6-Conway		10	3		4
Area 11-Pine Bluff		7	3	13	2
Area 10-Hot Springs			2	14	8
Area 7-Little Rock		2		15	10
Area 1-Fayetteville		10	3	27	6
Total by Supervision Type	Probation	82	43	87	63
Area 3-Searcy	Pre-Trial			1	
Area 12-Texarkana				1	
Total by Supervision Type	Pre-Trial			2	
Area 2-Mountain Home	Suspended			1	
Area 5-Fort Smith				1	24
Area 4-Jonesboro		3			4
Area 3-Searcy					3
Area 12-Texarkana		3			2
Area 6-Conway					2
Area 11-Pine Bluff		2			1
Area 10-Hot Springs				1	
Area 7-Little Rock					1
Area 1-Fayetteville		1			
Total by Supervision Type	Suspended	9		3	37
TOTAL BY SUPERVISION EVENT		347	47	95	151

REVOCATION HEARINGS

Parole Revocation Hearings and Outcomes March 2025

Hearing Outcome	Laws and Technical	Laws Only	Technical Only	Total By Hearing Outcome
Administrative Revocation		76		76
Deferred	8	2		10
Reinstate	10	1	1	12
Revoked	32	3	1	36
Waived	179	26	5	210
Total By Violation Type	229	108	7	344

Note: Excludes SSP Sanction Hearings

ACT 1029 HEARINGS HELD	Total
Deferred	6
Revoked	17
Waived	17
Total # ACT 1029 Hearings	40

Note: Included in totals for Hearing Outcomes

SUPERVISION SANCTIONS

Supervision Sanction Hearings and Waivers

03/01/2025-03/31/2025

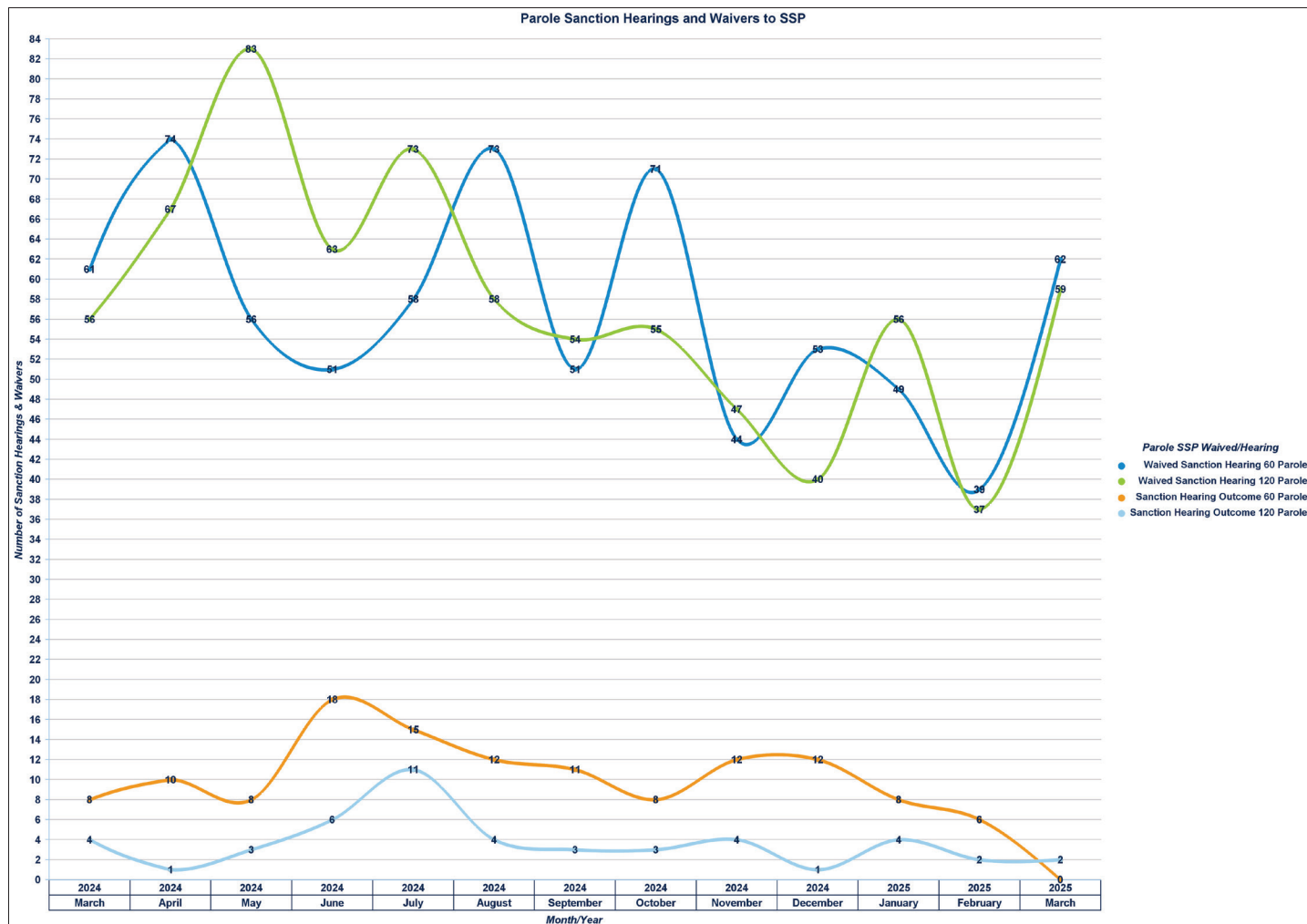
Sanction Hearing Outcome	Sanction Hearing Type	Parole	Probation	Sum:
Sanction Hearing Outcome 60 Parole	Sanction Hearing	128		128
Sanction Hearing Outcome 90 Probation			1	1
Sanction Hearing Outcome 120 Parole		48		48
Sanction Hearing Outcome 180 Probation			3	3
Totals:	Sanction Hearing	176	4	180

Waived Sanction Hearing 60 Parole	Waived Sanction Hearing	742		742
Waived Sanction Hearing 90 Probation			84	84
Waived Sanction Hearing 120 Parole		748		748
Waived Sanction Hearing 180 Probation			14	14
Totals:	Waived Sanction Hearing	1,490	98	1,588

	Overall Totals:	1,666	102	1,768
--	------------------------	--------------	------------	--------------

Note: SSP lengths for parolees only were changed in April 2021.

PAROLE SANCTION HEARINGS AND WAIVERS TO SSP



COMMUNITY SUPERVISION DRUG TESTING

Regular Probation and Parole Positive Tests During March 2025

Offender Urine Tests Administered this Period: 7,138
Number of Offenders Testing Positive: 2,266

Drug Tested	Count
THC/Marijuana	1,795
Methamphetamines	1,560
Amphetamines	1,039
Cocaine	173
Benzodiazepines	142
Ethyl Glucuronide/Alcohol	132
Ecstasy (MDMA)	77
Opiates	67
Oxycodone	51
Buprenorphine (Suboxone)	40
Methadone	31
Barbiturates	19
Fentanyl	19
Propoxyphene	16
Morphine/Opiates	11
Tramadol	9
Hydrocodone	7
K2 (SPICE)	7
PCP	6
Heroin	5
Creatinine	4
Kratom	4
Morphine	3
Other Hallucinogens	3
pH	3
Prescription Abuse	3
Cotinine (Nicotine)	2
Inhalants	2
LSD	2
Total	5,232

Drug Courts Positive Tests During March 2025

Offender Urine Tests Administered this Period: 6,322
Number of Offenders Testing Positive: 238

Drug Tested	Count
Buprenorphine (Suboxone)	429
THC/Marijuana	255
Methamphetamines	238
Amphetamines	210
Benzodiazepines	102
Ethyl Glucuronide/Alcohol	73
Methadone	53
Ecstasy (MDMA)	43
Oxycodone	40
Cocaine	31
Morphine/Opiates	29
Tramadol	26
Fentanyl	23
Barbiturates	16
Opiates	15
Propoxyphene	15
K2 (SPICE)	7
Creatinine	6
Heroin	6
PCP	4
Kratom	1
Morphine	1
Other Hallucinogens	1
pH	1
Prescription Abuse	1
Total	1,626

Specialty Courts Positive Tests During March 2025

Offender Urine Tests Administered this Period: 269
Number of Offenders Testing Positive: 16

Drug Tested	Count
THC/Marijuana	18
Methamphetamines	11
Amphetamines	10
Ethyl Glucuronide/Alcohol	5
Cocaine	3
Fentanyl	3
Benzodiazepines	1
Morphine/Opiates	1
Total	52
Barbiturates	1
Ecstasy (MDMA)	1
K2 (SPICE)	1
Kratom	1
Methadone	1
Morphine/Opiates	1
PCP	1
Tramadol	1
Total	39

INTENSIVE SUPERVISION PROGRAM

INTENSIVE TEAM TOTALS 24-25

Arrests													
July	August	September	October	November	December	January	February	March	April	May	June	Totals	
Active Supervision													
Parole	16	3	10	6	4	10	10	6	11			76	
Probation	13	8	7	10	1	5	5	4	7			60	
Duel (Probation and Parole)						3		2					
Absconders													
Parole	6	12	8	5	2	2	4	2	5			46	
Probation	10	5	5	2	1	1	6	4	3			37	
Duel (Probation and Parole)						2	1						
Collateral/Assist	14	11	3	3	0	2	4	1	1			39	
SIS Case							1						
Total Arrest	59	39	33	26	8	20	34	19	29	0	0	258	
Charges													
Firearm		1	3	1	1	3	2	1	6			18	
Narcotics	10	10	12	4	2	6	6	2	6			58	
Firearm/Narcotics	2	2	3	4		1	2	1	1			16	
Warrant/Abscond/Other	35	18	15	5	4	7	18	15	11			128	
Total Charges	47	31	33	14	7	17	28	19	24			220	
Narcotics (Listed in Grams/ MethMarijuana in LBS)													
Marijuana /LBS	3.5	1.5	1.0	11.2			0.5 LB		1lb 60.95g			17.2	
Meth / LBS	1.2	0.4	0.5	10.0	0.1	0.1	26g	29g	68.4			80.6	
Cocaine / g			6.0	264.0			5g	2g				270.0	
Crack Cocaine/g												0.0	
Prescription Pills				23.0					3.0			26.0	
Xanax Bars				25.0			2.0					27.0	
Ecstasy/MDMA									3g			0.0	
Heroin / g												0.0	
Fentanyl / oz	4	1	1	1			13g		1oz			7	
Fentanyl Pills		20		83		34			20			157	
Amphetamine Pills				15								15	
LSD Stamps												0	
DMT							2lb					0	
Mushrooms (lb)				6					4lb			0	
												0	
Weapons													
Handguns	3	4	5	9		1	2		3			27	
Rifles		1	2	2	1	1		1	1			9	
Shotguns		1	1			1		1	2			6	
Body Armor													
Explosives													
Total Firearms	3	6	8	11	1	3	2	2	6			42	
Currency	\$26,987			\$9,445		\$9,901	\$6,401					\$52,734	
Property Recovered													
Vehicles/Items Recovered	3												