



# DIVISION OF COMMUNITY CORRECTION BOARD REPORT

April 2024

Jim Cheek  
Director




## COMMUNITY SUPERVISION AREA HIGHLIGHTS:

### AREA 2

On March 26-28, Community Supervision Agents assisted in a multi-agency operation, coined “Operation Accountability”, organized by Baxter County Sheriff Office. The operation consisted of teams of officers who focused their efforts on locating community supervision absconders, serving outstanding arrest warrants, and making arrests for criminal offenses. Teams conducted residential compliance checks on



parolees, probationers, and registered sex offenders. In addition, the Arkansas State Police conducted saturation patrols throughout Baxter County. The efforts resulted in two wanted individuals fleeing



from officers in separate incidents, both of which were later apprehended. A total of 74 persons were arrested on charges in the following categories: Parole and Probation absconders – 13, Warrants of arrest served – 32, Drug charges and other criminal arrests – 29. Of those arrested, 36 were on active community supervision. During the course of the various arrests and investigations, officers seized the following items connected with criminal activities: Firearms – 4, Land vehicles – 3, Boat – 1, Cell phones – 4, Computers – 2, Hard drive – 1,



Cash – \$3,100, Methamphetamine – 69.04 grams, Marijuana – 3+ pounds, Kratom – 980 grams, Mushrooms – 20 grams, Various pills (controlled substances) – 93, Drug paraphernalia – multiple items and devices. A total of 36 felony charges and 11 misdemeanor charges were filed in connection with these arrests. Compliance checks were made at the residences of 16 registered sex offenders who are on active community supervision. These compliance checks led to confiscation of three cell phones and one computer for forensic examination. One sex offender was arrested for violating sex offender registration requirements.

### AREA 3

On or about March 8, a domestic battery incident occurred resulting in an arrest warrant for an offender. On or about March 19, the offender took Pulaski and Saline County law enforcement officers on a vehicle pursuit where he eventually abandoned the vehicle in Pulaski County. ISP officers along with other agency officers spent several hours trying to locate the offender in a nearby wooded area. The offender was eventually located at a senior citizen apartment complex.

### AREA 8

On March 6, an offender arrived for an office visit, transported by his mother who stated his behavior had been erratic and

**AREA HIGHLIGHTS, continued:**

before arrival, she stated he was in his room with a handgun. The offender was detained and transported for a search of the residence. A semi-automatic handgun and black case containing a green leafy substance and digital scale were confiscated and turned over to the Little Rock Police Department.

**AREA 11**

On March 20, a home visit was conducted at a parole residence with the assistance of the Ashley County Sheriff Department. Agents made contact to explain the purpose of the home visit. Upon search of the residence, investigators found a couple of loaded syringes and crushed fentanyl in a spoon on the bedroom dresser. A large amount of marijuana and methamphetamines were also discovered in a box beside the offender on the couch. The two occupants of the residence admitted to ownership of the box and syringes. Both occupants were transported to the Ashley County Detention Center on new charges.

**RESIDENTIAL SERVICES:**

**CENTRAL ARKANSAS COMMUNITY CORRECTION CENTER (CACCC)**

CAC residents had the opportunity to watch *Greater*, the movie prior to a visit from Marty Burlsworth and Pastor Rick Barrows with the Burlsworth Foundation. The gentlemen spoke with the residents about having determination and the importance of never giving up just like Brandon. Each resident seemed very receptive and enjoyed the visit.



**EAST CENTRAL ARKANSAS COMMUNITY CORRECTION CENTER (ECCCC)**

A team of ECA residents painted a mural on the wall across the hall from Warden Coleman's office to create a welcoming display for all staff and residents.



**TREATMENT:**

**PROGRAM SUMMARY**

2,479 probationers and parolees were served in the general Substance Use Disorder Treatment programs. Another 1,585 participants were served in the Drug Court Treatment programs, bringing the total served to 4,064 for the month.

A total of 889 residents have agreed to participate in Medication-Assisted Treatment (MAT) since the program started in July 2018 with a total of 186 discharged with follow up in the community in progress and a total of 161 have completed the program. Partnerships are in effect with 80 community providers to continue MAT upon release from an ACC center. In March, there were 48 active participants in the Telehealth program implemented in January 2023.

**General Treatment Program Summary**

(Non-Drug Court):	Number of Participants
Substance Use Disorder Treatment	1,585
Case Management	149
Continuing Care	222
Domestic Violence Prevention	21
Anger Management	90
Tobacco Use Treatment	1

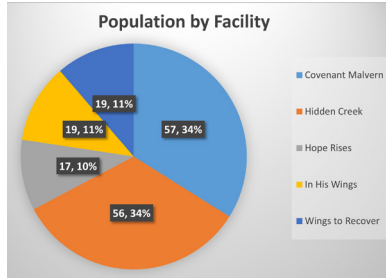
**Ongoing Projects**

Treatment supervisors reported combined 255 hours of direct clinical supervision with Treatment staff in 29 Community Correction locations.

**REENTRY PROGRAM:**

**REENTRY FACILITIES:**

As of March 31, ACC had five licensed Reentry Facilities with 168 total residents in Phases I-IV of the Reentry program. Since the program began, there have been over 3,100 individuals who have successfully completed and graduated from the program.



During the month, 16 residents started the Career Readiness Certificate program and seven residents completed the program. WAGE had an additional nine referrals and completions. A total of 21 Reentry Facility residents received their driver's license, 18 received an ID card, 25 received their Social Security card and 17 received birth certificates.

**REENTRY OFFICERS:**

In March, 118 Reentry residents were reported to be employed and 23 residents were reported to be ineligible for employment at this time. Reentry Officers reported one education referral, which resulted in enrollments.

Reentry Officers conducted 149 reentry facility office

visits, 126 Phase IV office visits, 32 Phase IV home visits and 55 pre-parole plan verifications. Reentry Officers made 68 community contacts within their assigned area during the month and conducted 48 office visits in their area.

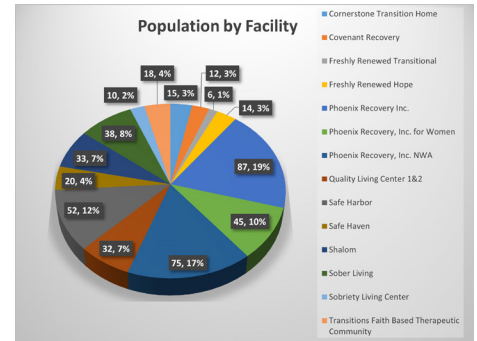
**TRANSITIONAL HOUSING:**

There are 18 licensed vendor facilities with 569 beds (457 ACC-funded) in the facilities. Within the transitional facilities, there are 266 residents who have obtained full-time employment.

In March, 271 residents who previously received their GED or high school diploma.

During the month, there were 46 registered sex offenders living in transitional facilities.

A total of 18 residents received their driver's license, 105 received an ID card, 114 received their Social Security card and 29 received birth certificates.



A total of 56 residents graduated from the Transitional Housing program, 29 absconded and 29 were dismissed.

**SUPPLEMENTAL REPORTS**

**MEDICATION-ASSISTED TREATMENT PROGRAM (MAT) REPORT - MARCH 2024**

Locations:	MAT Start Dates	Active Program Participants	New Clients in the Program this Month	Dropped Out	Total Active Participants
CACCC - Little Rock	Sep-19	10	2	0	10
EACCC - West Memphis	Jul-18	29	8	2	29
NEACCC - Osceola	Dec-21	1	0	0	1
NWACCC - Fayetteville	Sep-19	3	0	0	3
OTVCCC - Malvern	Jul-18	**ended July 2021		0	0
SWACCC - Texarkana	Jul-18	8	2	0	8
Probation / Parole	2018	155	12	0	155
Medically Withdrawn	Closed Unsuccessful	Successful Completion		Total Active	
90	186	161		155	
Total # of Participants Since Program Began					877

Action	Apr-23	May-23	Jun-23	Jul-23	Aug-23	Sep-23
Assessments Completed in units	6	10	3	42	20	11
# of Clients Educated in units	626	669	391	352	515	403
# of Clients Released to Supervision	11	10	8	12	7	3
Pre-Release Interviews Completed	15	12	10	14	15	15

Action	Oct-23	Nov-23	Dec-23	Jan-24	Feb-24	Mar-24
# of Assessments Completed in units	9	4	13	13	3	12
# of Clients Educated in units	426	427	400	411	261	514
# of Clients Released to Supervision	2	4	6	4	7	10
Pre-Release Interviews Completed	4	4	8	11	6	14

COMMUNITY SUPERVISION FEE COLLECTIONS AND WAIVERS - MAR. 2024 – Page 1

	Mar-23	Apr-23	May-23	Jun-23	Jul-23	Aug-23	Sep-23	Oct-23	Nov-23	Dec-23	Jan-24	Feb-24	Mar-24
<b>Area 1 - Fayetteville</b>													
Fees Possible	161,630	162,295	162,855	162,295	162,680	163,625	163,870	163,975	165,025	164,045	162,645	163,030	164,010
Fees Collected	179,446	143,289	145,384	163,293	149,942	153,786	147,128	148,915	146,568	146,252	146,927	167,923	159,775
% Collected	111%	88%	89%	101%	92%	94%	90%	91%	89%	89%	90%	103%	97%
% Paying Offenders	60%	52%	52%	56%	53%	54%	54%	54%	52%	53%	53%	56%	55%
% Employed	89%	89%	89%	88%	89%	89%	88%	88%	88%	88%	88%	88%	87%
Fees Converted	6,166	4,527	4,888	5,781	5,088	5,510	4,487	6,969	7,645	3,867	4,978	6,809	6,540
% Converted	4%	3%	3%	4%	3%	3%	3%	4%	5%	2%	3%	4%	4%
Fees Waived	3,745	4,305	3,990	3,885	3,955	4,095	4,095	3,955	4,200	4,305	4,025	4,095	4,025
% Waived	2%	3%	2%	2%	2%	3%	2%	2%	3%	3%	2%	3%	2%
<b>Area 2 - Mountain Home</b>													
Fees Possible	72,625	73,850	72,800	72,590	96,180	97,125	96,530	98,070	97,055	97,510	96,810	96,530	96,390
Fees Collected	82,208	65,462	68,280	72,555	93,865	93,460	91,314	93,990	89,745	93,192	90,280	104,220	103,699
% Collected	113%	89%	94%	100%	98%	96%	95%	96%	92%	96%	93%	108%	108%
% Paying Offenders	65%	57%	59%	62%	61%	61%	60%	60%	60%	60%	59%	63%	63%
% Employed	86%	87%	88%	88%	88%	87%	86%	86%	87%	86%	85%	84%	85%
Fees Converted	517	407	303	594	503	1,564	1,114	1,689	1,667	1,617	1,964	1,491	2,167
% Converted	1%	1%	0%	1%	1%	2%	1%	2%	2%	2%	2%	2%	2%
Fees Waived	595	420	420	420	1,155	1,225	1,155	1,120	1,085	1,120	1,330	1,190	1,155
% Waived	1%	1%	1%	1%	1%	1%	1%	1%	1%	1%	1%	1%	1%
<b>Area 3 - Searcy</b>													
Fees Possible	117,285	118,440	118,475	117,460	114,205	113,330	113,785	115,150	115,535	116,760	116,410	117,775	117,495
Fees Collected	120,008	105,505	106,137	111,162	103,221	103,316	111,484	112,028	99,754	106,402	105,169	122,875	122,563
% Collected	102%	89%	90%	95%	90%	91%	98%	97%	86%	91%	90%	104%	104%
% Paying Offenders	58%	53%	54%	56%	54%	53%	56%	57%	54%	54%	55%	58%	58%
% Employed	81%	82%	82%	82%	82%	78%	79%	79%	78%	78%	77%	78%	78%
Fees Converted	2,786	2,062	2,263	3,762	3,333	4,975	4,771	3,630	3,399	3,112	4,532	3,303	3,704
% Converted	2%	2%	2%	3%	3%	4%	4%	3%	3%	3%	4%	3%	3%
Fees Waived	3,430	3,290	3,220	3,185	3,045	2,905	2,975	2,765	3,220	3,395	3,535	3,640	3,745
% Waived	3%	3%	3%	3%	3%	3%	3%	2%	3%	3%	3%	3%	3%
<b>Area 4 - Jonesboro</b>													
Fees Possible	100,940	99,120	99,015	98,175	117,670	115,640	115,360	114,940	114,310	113,610	112,560	112,070	112,490
Fees Collected	99,013	79,836	85,339	89,901	100,992	104,722	101,359	99,602	95,365	100,158	95,527	108,677	110,200
% Collected	98%	81%	86%	92%	85%	91%	88%	87%	83%	88%	85%	97%	98%
% Paying Offenders	56%	50%	50%	54%	51%	53%	52%	51%	50%	52%	51%	54%	53%
% Employed	79%	79%	80%	82%	82%	81%	82%	81%	81%	79%	79%	78%	79%
Fees Converted	4,761	5,693	2,816	7,150	5,792	5,799	6,397	5,539	6,159	6,259	4,070	5,401	5,404
% Converted	5%	6%	3%	7%	5%	5%	6%	5%	5%	6%	4%	5%	5%
Fees Waived	6,195	6,545	6,090	6,020	6,125	6,650	6,965	6,685	6,405	6,475	5,915	5,775	6,685
% Waived	6%	7%	6%	6%	5%	6%	6%	6%	6%	6%	5%	5%	6%
<b>Area 5 - Fort Smith</b>													
Fees Possible	104,545	106,155	106,715	106,295	104,405	105,490	104,685	104,580	104,440	105,525	104,720	104,300	104,580
Fees Collected	112,709	89,684	85,425	100,919	99,272	92,612	92,810	89,869	91,777	87,249	95,260	112,497	100,597
% Collected	108%	84%	80%	95%	95%	88%	89%	86%	88%	83%	91%	108%	96%
% Paying Offenders	59%	50%	48%	55%	55%	53%	53%	52%	54%	50%	54%	58%	55%
% Employed	82%	82%	82%	83%	83%	83%	83%	82%	81%	81%	82%	81%	81%
Fees Converted	4,730	3,135	2,637	4,611	4,480	4,841	3,267	3,133	4,097	5,918	4,151	5,660	5,020
% Converted	5%	3%	2%	4%	4%	5%	3%	3%	4%	6%	4%	5%	5%
Fees Waived	2,345	2,520	2,730	2,800	2,870	3,115	3,325	3,255	3,290	3,150	3,010	3,115	3,150
% Waived	2%	2%	3%	3%	3%	3%	3%	3%	3%	3%	3%	3%	3%
<b>Area 6 - Conway</b>													
Fees Possible	88,935	88,445	88,270	89,320	90,580	90,230	89,950	91,140	91,210	92,330	91,385	91,420	92,820
Fees Collected	102,762	80,818	81,070	82,430	82,056	85,955	77,462	86,456	80,025	82,519	82,304	93,353	89,189
% Collected	116%	91%	92%	92%	91%	95%	86%	95%	88%	89%	90%	102%	96%
% Paying Offenders	65%	57%	58%	58%	56%	57%	54%	58%	54%	56%	55%	58%	56%
% Employed	81%	81%	82%	80%	80%	80%	80%	80%	81%	80%	80%	79%	79%
Fees Converted	2,037	2,525	1,741	2,102	2,548	2,943	2,666	2,598	2,685	2,518	3,241	2,929	1,207
% Converted	2%	3%	2%	2%	3%	3%	3%	3%	3%	3%	4%	3%	1%
Fees Waived	1,820	2,030	2,065	1,925	2,100	2,485	2,835	2,730	2,765	2,730	2,555	2,730	2,765
% Waived	2%	2%	2%	2%	2%	3%	3%	3%	3%	3%	3%	3%	3%
<b>Area 7 - LR Probation</b>													
Fees Possible	91,175	90,825	91,210	91,735	94,115	102,725	119,945	129,185	130,130	131,250	138,565	136,395	134,715
Fees Collected	91,947	76,200	77,491	85,390	82,711	86,201	84,222	85,991	89,228	84,402	98,167	102,164	110,705
% Collected	101%	84%	85%	92%	88%	84%	70%	66%	68%	64%	70%	75%	82%
% Paying Offenders	56%	51%	51%	53%	51%	48%	42%	40%	41%	38%	40%	40%	43%
% Employed	83%	83%	83%	81%	82%	81%	81%	81%	81%	80%	79%	80%	79%
Fees Converted	1,045	814	1,111	1,430	1,023	902	2,409	1,441	737	231	1,111	1,155	946
% Converted	1%	1%	1%	2%	1%	1%	2%	1%	1%	0%	1%	1%	1%
Fees Waived	3,535	3,815	3,850	3,465	3,360	3,395	9,135	4,410	5,040	4,585	6,825	4,935	5,040
% Waived	4%	4%	4%	4%	4%	3%	8%	3%	4%	3%	5%	4%	4%
<b>Area 8 - LR Parole</b>													
Fees Possible	73,045	72,765	73,535	72,380	72,835	73,850	74,830	73,605	75,530	75,250	74,200	74,935	74,480
Fees Collected	69,219	60,119	57,241	63,907	59,274	60,928	61,174	64,679	58,245	61,405	62,041	62,224	64,921
% Collected	95%	83%	78%	88%	81%	83%	82%	88%	77%	81%	84%	83%	87%
% Paying Offenders	53%	48%	46%	51%	48%	49%	48%	52%	48%	48%	50%	48%	50%
% Employed	80%	82%	81%	81%	82%	81%	81%	82%	81%	81%	80%	80%	81%
Fees Converted	3,487	3,279	2,629	3,014	4,444	4,711	3,047	4,604	2,211	809	4,763	5,792	4,928
% Converted	5%	5%	4%	4%	6%	6%	4%	6%	3%	1%	6%	8%	7%
Fees Waived	2,905	3,395	3,395	3,045	3,465	3,605	3,570	3,850	4,025	3,465	3,570	3,605	3,780
% Waived	4%	5%	5%	4%	5%	5%	5%	5%	5%	5%	5%	5%	5%



COMMUNITY SUPERVISION FEE COLLECTIONS AND WAIVERS - MAR. 2024 – Page 2

	Mar-23	Apr-23	May-23	Jun-23	Jul-23	Aug-23	Sep-23	Oct-23	Nov-23	Dec-23	Jan-24	Feb-24	Mar-24
<b>Area 9 - West Memphis</b>													
Fees Possible	47,985	47,775	47,565	46,865									
Fees Collected	49,780	37,616	42,191	43,888									
% Collected	104%	79%	89%	94%									
% Paying Offenders	57%	48%	51%	53%									
% Employed	69%	72%	71%	71%									
Fees Converted	2,681	2,321	2,739	2,558									
% Converted	6%	5%	6%	5%									
Fees Waived	1,085	1,120	1,155	1,085									
% Waived	2%	2%	2%	2%									
<b>Area 9 - Texarkana</b>													
Fees Possible	96,635	97,440	97,090	97,510	97,650	98,035	97,055	97,930	98,210	99,015	99,540	99,120	99,890
Fees Collected	99,591	77,505	79,458	84,291	88,083	93,186	79,493	79,869	82,768	79,248	86,494	92,282	99,464
% Collected	103%	79%	81%	86%	90%	95%	82%	82%	84%	80%	87%	93%	100%
% Paying Offenders	56%	47%	49%	50%	51%	54%	49%	49%	49%	48%	49%	51%	52%
% Employed	81%	80%	80%	79%	79%	79%	78%	78%	77%	76%	77%	77%	77%
Fees Converted	4,108	2,937	2,976	3,025	5,352	6,634	3,685	6,608	6,567	973	3,701	4,153	2,670
% Converted	4%	3%	3%	3%	5%	7%	4%	7%	7%	1%	4%	4%	3%
Fees Waived	2,555	2,765	3,325	3,290	3,815	3,885	3,710	3,360	3,465	3,255	3,570	3,535	3,465
% Waived	3%	3%	3%	3%	4%	4%	4%	3%	4%	3%	4%	4%	3%
<b>Area 10 - Hot Springs</b>													
Fees Possible	116,305	117,250	115,640	116,935	117,285	117,530	118,160	118,405	120,435	121,100	119,525	119,665	120,505
Fees Collected	119,383	96,962	98,745	108,584	103,919	108,823	105,333	107,769	103,023	106,307	112,207	119,202	120,269
% Collected	103%	83%	85%	93%	89%	93%	89%	91%	86%	88%	94%	100%	100%
% Paying Offenders	58%	50%	52%	55%	53%	55%	54%	55%	52%	54%	56%	57%	56%
% Employed	82%	81%	82%	81%	81%	82%	82%	81%	80%	79%	80%	80%	81%
Fees Converted	4,700	2,679	1,455	2,651	2,560	2,646	4,433	5,448	2,332	3,262	3,795	5,690	3,479
% Converted	4%	2%	1%	2%	2%	2%	4%	5%	2%	3%	3%	5%	3%
Fees Waived	7,105	7,665	7,455	7,560	7,910	7,945	7,735	7,455	7,735	7,385	7,420	7,770	7,630
% Waived	6%	7%	6%	6%	7%	7%	7%	6%	6%	6%	6%	6%	6%
<b>Area 11 - Pine Bluff</b>													
Fees Possible	91,000	92,085	93,205	92,995	102,655	102,970	101,850	102,795	103,880	103,425	101,850	102,795	103,600
Fees Collected	91,550	79,026	82,961	90,170	94,765	94,014	99,478	94,352	92,513	99,464	95,936	103,071	100,271
% Collected	101%	86%	89%	97%	92%	91%	98%	92%	89%	96%	94%	100%	97%
% Paying Offenders	60%	54%	56%	59%	57%	57%	59%	57%	57%	60%	60%	61%	59%
% Employed	76%	77%	77%	78%	78%	77%	77%	77%	76%	75%	75%	75%	76%
Fees Converted	5,737	3,846	4,803	4,587	6,729	4,397	4,538	6,408	4,309	4,835	6,541	4,854	3,922
% Converted	6%	4%	5%	5%	7%	4%	4%	6%	4%	5%	6%	5%	4%
Fees Waived	2,940	3,010	3,150	2,975	3,500	3,465	3,500	3,570	3,570	3,430	3,675	3,710	3,605
% Waived	3%	3%	3%	3%	3%	3%	3%	3%	3%	3%	4%	4%	3%
<b>Grand Total</b>													
Fees Possible	1,162,105	1,166,445	1,166,375	1,164,555	1,170,260	1,180,550	1,196,020	1,209,775	1,215,760	1,219,820	1,218,210	1,218,035	1,220,975
Fees Collected	1,217,615	992,024	1,009,720	1,096,490	1,058,100	1,077,002	1,051,257	1,063,520	1,029,013	1,046,598	1,070,311	1,188,489	1,181,653
% Collected	105%	85%	87%	94%	90%	91%	88%	88%	85%	86%	88%	98%	97%
% Paying Offenders	59%	51%	52%	55%	54%	54%	53%	53%	52%	52%	53%	55%	54%
% Employed	82%	82%	82%	82%	82%	82%	82%	82%	81%	81%	81%	80%	81%
Fees Converted	42,753	34,224	30,359	41,264	41,852	44,921	40,813	48,064	41,808	33,399	42,846	47,234	39,986
% Converted	4%	3%	3%	4%	4%	4%	3%	4%	3%	3%	4%	4%	3%
Fees Waived	38,255	40,880	40,845	39,655	41,300	42,770	49,000	43,155	44,800	43,295	45,430	44,100	45,045
% Waived	3%	4%	4%	3%	4%	4%	4%	4%	4%	4%	4%	4%	4%

- Fees Possible:** The amount of supervision fees that can be collected per active/electronic monitoring supervision status of offenders for that month only. Does not include annual, pre-trial, and SIS.
- Fees Collected:** Actual amount of money collected that can be deposited in Special Revenue fund. Please keep in mind the amount collected could include an offender that pays three months in advance.
- Fees Converted:** Amount not included in Fees Collected. Represents the amount of money lost by conversions. If this money were collected instead of converted, it would be added to Fees Collected.
- Fees Waived:** Amount not included in Fees Collected. Represents the amount of money lost by waivers. If this money were collected instead of waived, it would be added to Fees Collected.

CENTER POPULATIONS - MARCH 2024

ARDOC  
REPORT NO. IPTR500 -  
18

ARKANSAS DEPARTMENT OF CORRECTION  
ACC OPTION  
STATEWIDE POPULATION REPORT

PAGE: 1 of 1  
PROCESSED: 03/29/2024 12:30  
AM REQUESTOR: eOMIS

FOR: 03/29/2024

Location:	In Count	Out To:					Total	Capacity	% Capacity
		ORCU Hosp	Other Hosp	Furlough	Court				
Central AR CCC - Males/Males	151	0	0	0	0	151	150		
<b>Central AR CCC - Males Total</b>	<b>151</b>	<b>0</b>	<b>0</b>	<b>0</b>	<b>0</b>	<b>151</b>	<b>150</b>	<b>100.7%</b>	
East Central AR CCC/Females	327	0	0	0	2	329	362		
East Central AR CCC Supervision Sanction-Female/90 Day PV in CCC Females	18	0	0	0	0	18	0		
East Central AR CCC Supervision Sanction-Female/Females	51	0	0	0	1	52	88		
<b>East Central AR CCC Total</b>	<b>396</b>	<b>0</b>	<b>0</b>	<b>0</b>	<b>3</b>	<b>399</b>	<b>450</b>	<b>88.7%</b>	
NE AR CCC - Drug Treatment/Males	25	0	0	0	0	25	25		
NE AR CCC/90 Day PV in CCC Males	1	0	0	0	0	1	0		
NE AR CCC/Males	217	0	0	0	2	219	215		
<b>NE AR CCC Total</b>	<b>243</b>	<b>0</b>	<b>0</b>	<b>0</b>	<b>2</b>	<b>245</b>	<b>240</b>	<b>102.1%</b>	
NW AR CCC/Females	111	0	0	0	1	112	114		
<b>NW AR CCC Total</b>	<b>111</b>	<b>0</b>	<b>0</b>	<b>0</b>	<b>1</b>	<b>112</b>	<b>114</b>	<b>98.2%</b>	
Omega Supervision Sanction Center/90 Day PV in CCC Males	274	0	0	0	0	274	0		
Omega Supervision Sanction Center/Males	92	0	0	0	12	104	300		
<b>Omega Supervision Sanction Center Total</b>	<b>366</b>	<b>0</b>	<b>0</b>	<b>0</b>	<b>12</b>	<b>378</b>	<b>300</b>	<b>126.0%</b>	
SW AR CCC/Males	407	0	0	0	3	410	440		
SW AR Supervision Sanction Center/Males	100	0	0	0	0	100	100		
<b>SW AR CCC Total</b>	<b>507</b>	<b>0</b>	<b>0</b>	<b>0</b>	<b>3</b>	<b>510</b>	<b>540</b>	<b>94.4%</b>	
In Transit Count:	0								
<b>TOTALS - UNIT COUNT</b>	<b>1,774</b>	<b>0</b>	<b>0</b>	<b>0</b>	<b>21</b>	<b>1,795</b>			
					<b>Male</b>	<b>1,284</b>	<b>1,230</b>	<b>104.4%</b>	
					<b>Female</b>	<b>511</b>	<b>564</b>	<b>90.6%</b>	
					<b>Total</b>	<b>1,795</b>	<b>1,794</b>	<b>100.1%</b>	
<b>County Jail Backup SSP/Females Total</b>	<b>22</b>	<b>0</b>	<b>0</b>	<b>0</b>	<b>0</b>	<b>22</b>			
<b>County Jail Backup SSP/Males Total</b>	<b>29</b>	<b>0</b>	<b>0</b>	<b>0</b>	<b>0</b>	<b>29</b>			
<b>County Jail Backup/Females Total</b>	<b>36</b>	<b>0</b>	<b>0</b>	<b>0</b>	<b>0</b>	<b>36</b>			
<b>County Jail Backup/Males Total</b>	<b>76</b>	<b>0</b>	<b>0</b>	<b>0</b>	<b>0</b>	<b>76</b>			
<b>TOTAL - NONAGENCY</b>	<b>163</b>	<b>0</b>	<b>0</b>	<b>0</b>	<b>0</b>	<b>163</b>			
					<b>Male</b>	<b>105</b>			
					<b>Female</b>	<b>58</b>			
					<b>Total</b>	<b>163</b>			
<b>Re-Entry Act 146 Total</b>	<b>166</b>	<b>0</b>	<b>0</b>	<b>0</b>	<b>0</b>	<b>166</b>	<b>195</b>	<b>85.1%</b>	
<b>GRAND TOTAL</b>	<b>2,103</b>	<b>0</b>	<b>0</b>	<b>0</b>	<b>21</b>	<b>2,124</b>			

## RESIDENTIAL CENTERS STATISTICS AT A GLANCE - MARCH 2024

**Resident Admissions:**

CAC: 16  
 ECAC: 57  
 NEAC: 28  
 NWAC: 13  
 OMEGA: 65  
 SWAC: 1,036

**Resident Releases:**

CAC: 15  
 ECAC: 77  
 NEAC: 25  
 NWAC: 14  
 OMEGA: 54  
 SWAC: 124

**Affordable Healthcare Enrollment:**

CAC: 15  
 ECAC: 82  
 NEAC: 35  
 NWAC: 51  
 OMEGA: 66  
 SWAC: 50

**Wage Class Enrollment:**

CAC: 9  
 ECAC: 0  
 NEAC: 0  
 NWAC: 10  
 OMEGA: 0  
 SWAC: 23

**Shorter College Enrollment:**

CAC: 28  
 ECAC: 110  
 NEAC: 0  
 NWAC: 6  
 OMEGA: 0  
 SWAC: 75

**Henderson State University Enrollment:**

OMEGA: 35  
 SWAC: 79

**Exodus Enrollment:**

CAC: 40  
 ECAC: 19

**Good Grid Enrollment**

CAC: 24  
 ECAC: 30  
 NEAC: 45  
 NWAC: 10  
 OMEGA: 20  
 SWAC: 113

**Photo IDs Issued:**

CAC: 11  
 ECAC: 9  
 NEAC: 5  
 NWAC: 8  
 OMEGA: 15  
 SWAC: 27

**Drivers Licenses Obtained:**

CAC: 4  
 ECAC: 3  
 NEAC: 4  
 NWAC: 3  
 OMEGA: 4  
 SWAC: 3

**MAT Participants:**

CAC: 12  
 ECAC: 31  
 NEAC: 1  
 NWAC: 3  
 OMEGA: 0  
 SWAC: 9

**Reformers Anonymous:**

SWAC: 31

**Life Recovery:**

OMEGA: 22  
 SWAC: 70

**Victim Impact Panel:**

CAC: 7  
 NEAC: 5

**Number of Volunteers:**

CAC: 49  
 ECAC: 100  
 NEAC: 43  
 NWAC: 106  
 OMEGA: 18  
 SWAC: 59

**Number of Volunteer Hours:**

CAC: 366  
 ECAC: 342  
 NEAC: 114  
 NWAC: 237  
 OMEGA: 68.4  
 SWAC: 584

**GED Enrollment:**

CAC: 32  
 ECAC: 39  
 NEAC: 20  
 NWAC: 24  
 OMEGA: 3  
 SWAC: 81

**GED Completed:**

CAC: 1  
 ECAC: 0  
 NEAC: 0  
 NWAC: 11  
 OMEGA: 0  
 SWAC: 2

**AA/NA Attendance:**

CAC: 118  
 ECAC: 404  
 NEAC: 38  
 NWAC: 82  
 OMEGA: 86  
 SWAC: 19

**Celebrate Recovery Attendance:**

CAC: 42  
 ECAC: 0  
 NEAC: 40  
 NWAC: 5  
 OMEGA: 0  
 SWAC: 70



## COMMUNITY SUPERVISION POPULATION

**Active:**

Includes current status of Active, Abscond and Electronic Monitoring

**Inactive:**

Includes current status of Non Reporting, Unsupervised, SIS  
(Suspended Imposition of Sentence), Incarcerated and Out to Other State

<b>Area #</b>	<b>AREA</b>	<b>Active (including Abscond)</b>	<b>Inactive</b>	<b>TOTAL</b>
Area 1	Fayetteville	7,045	3,311	10,356
Area 2	Mountain Home	3,314	927	4,241
Area 3	Searcy	4,536	1,403	5,939
Area 4	Jonesboro	4,543	2,440	6,983
Area 5	Fort Smith	3,966	4,176	8,142
Area 6	Conway	3,371	1,149	4,520
Area 7	Little Rock-Probation	4,509	1,350	5,859
Area 8	Little Rock-Parole	3,577	656	4,233
Area 9	Texarkana	4,042	1,492	5,534
Area 10	Hot Springs	5,091	1,046	6,137
Area 11	Pine Bluff	4,501	907	5,408
ISC	C.O. Interstate Compact	4	1,821	1,825
	<b>Statewide Totals by Status</b>	<b>48,499</b>	<b>20,678</b>	<b>69,177</b>

COMMUNITY SUPERVISION POPULATION

Statewide Totals by Current Supervision Status - March 2024

Area	Active			Inactive					OVERALL TOTALS PER AREA
	Active (Direct Supv)	Electronic Monitoring (Direct)	Absconded	Incarcerated	Non-Reporting	Out to Other State	Unsupervised	Suspnd Imposition of Snt (SIS)	
C.O. Interstate Compact	1		3	3	76	1,742			1,825
Conway	2,760	12	599	236	176	110	40	587	4,520
Fayetteville	5,227	39	1,779	599	498	728	363	1,123	10,356
Fort Smith	3,206	31	729	180	271	126	155	3,444	8,142
Hot Springs	3,769	32	1,290	275	184	101	160	326	6,137
Jonesboro	3,448	14	1,081	293	285	180	108	1,574	6,983
Little Rock-Parole	2,409	87	1,081	117	237		146	156	4,233
Little Rock-Probation	3,934	14	561	247	608	81	14	400	5,859
Mountain Home	2,845	24	445	208	129	191	69	330	4,241
Pine Bluff	3,238	29	1,234	239	115	57	145	351	5,408
Searcy	3,581	6	949	272	192	217	127	595	5,939
Texarkana	2,998	29	1,015	285	264	305	94	544	5,534
<b>Statewide Totals by Current Supervision Status</b>	<b>37,416</b>	<b>317</b>	<b>10,766</b>	<b>2,954</b>	<b>3,035</b>	<b>3,838</b>	<b>1,421</b>	<b>9,430</b>	<b>69,177</b>

<i>Offender Count Active Excluding Absconders</i>
37,733

Explanation for “Current Supervision Status”

**Active Supervision:**

Offender is currently on Active/Direct Supervision Status.

**Electronic Monitoring:**

Offender is currently on an Electronic Monitor.

**Incarcerated:**

Offender is currently incarcerated including the following:

- Parole Holds (in state and out-of-state)
- ACT 570 Holds
- County Jail (including possible new charges—felony or misdemeanors—or serving commitments for traffic fines, court commitments, etc).

**Non Reporting:**

Drug Court offender currently in a Community Correction Center for sanction or court commitment, on detainer (federal or ICE hold), out-of-state, in CCC Residential Treatment, nursing home, hospital, or Arkansas State Hospital.

Out-To-Other-State:

Offender supervised out of Arkansas through Interstate Compact.

**Unsupervised:**

Parolee whose earned Good Time has met the requirements for unsupervised parole, probationers who received Unsupervised Sentence (e.g., five-year probation sentence specified as 3 years supervised and an additional 2 years unsupervised probation; or an unsupervised probation sentence which is common for misdemeanor offenses (e.g., 1 year unsupervised probation term).

**Suspended Imposition of Sentence (SIS):**

Offender received a suspended term of supervision.

COMMUNITY SUPERVISION RISK LEVELS

Statewide Risk Levels by Caseload Types - March 2024

CURRENT RISK LEVELS	Parole	Probation	Drug Court	Hope Court	Mental Health Court	Veterans Court	Swift Courts	Pre Adjudicated	Pre Trial/ Drug Court	Pre Trial/ Pre-Adjudicated	Pre Trial/ Regular	Pre Trial/ Veterans Court	Suspended	Ext Sex Offender Supv	Totals
Maximum	2,437	1,561	155	3		12					1		321	1	4,491
Medium	8,937	12,092	1,006	26	9	52	1	1	4	22	8		1,527	2	23,687
Minimum	6,241	16,854	560	11	8	40	2	5	6	51	12	1	1,455		25,246
Annual Reporting	2,196	1,209	5					1					172		3,583
Unassigned	2,847	3,065	60	1		4			8	1	10	2	6,172		12,170
Sum:	22,658	34,781	1,786	41	17	108	3	7	18	74	31	3	9,647	3	69,177

CURRENT RISK LEVELS ASSIGNED EXPLANATION:

- Maximum- last risk level score as "High"
- Medium- last risk level score as "Medium"
- Minimum- last risk level score as "Low"
- Annual- identifies offenders that are supervised Annual Reporting
- Unassigned- no ARORA has been completed or offender is currently supervised as "Unsupervised" where the risk level was changed to unassigned

Statewide Risk Levels by Caseload Supervision Status - March 2024

RISK LEVELS BY CURRENT SUPERVISION STATUS	Maximum	Medium	Minimum	Annual Reporting	Unassigned	Sum:
Active (Direct Supv)	1,945	13,887	18,051	2,829	704	37,416
Electronic Monitoring (Direct)	84	217	15	1		317
Absconded	1,284	4,848	2,769	71	1,794	10,766
Incarcerated	392	1,258	556	14	734	2,954
Non-Reporting	320	1,027	628	13	1,047	3,035
Out to Other State	142	810	1,414	45	1,427	3,838
Unsupervised	12	149	382	438	440	1,421
Suspnd Imposition of Snt (SIS)	312	1,491	1,431	172	6,024	9,430
Sum:	4,491	23,687	25,246	3,583	12,170	69,177

## COMMUNITY SUPERVISION GAINS AND LOSSES - MARCH 2024

Supervision Events		Parole	Probation	Pre-Trial	Suspended	Holding for ADC	Sum:	
<b>Total Gains</b>	<b>Intakes</b>	685	787	17	160		1,649	
	<b>Sanction Release from SSP</b>	123	5				128	
	<b>Total Gains</b>							1,777
<b>Total Losses</b>	<b>Revocations/or New ADC or CCC Sentence</b>	390	241		43	1	675	
	<b>Sanction Incarceration SSP</b>	127	7				134	
	<b>Terminations</b>	219	502	20	171		912	
	<b>Total Losses</b>							1,721

## SRT TASK FORCE REPORT - MARCH 2024

ARRESTS:	
<b>Absconders</b>	73
<b>Active Supervision</b>	37
<b>Collateral Arrests</b>	56
<b>SRT Total:</b>	49
<b>Task Force Total:</b>	117

<b>SRT Plus Task Force Total:</b>	138
<b>Felony Charges</b>	183
<b>Misdemeanor Charges</b>	42
<b>Traffic Charges</b>	14
<b>Narcotics Arrests</b>	27

CONFISCATIONS:	
<b>Marijuana</b>	7020.71 grams
<b>Meth</b>	1,808.3 grams
<b>Cocaine</b>	97 grams
<b>Fentanyl</b>	7.9 grams
<b>Prescription Pills</b>	96 pills
<b>Mushrooms</b>	202.1 grams
<b>Handguns</b>	9
<b>Rifles</b>	5
<b>Recovered Auto</b>	0
<b>Drug Paraphernalia</b>	64 items
<b>Currency Seized</b>	\$3,100.00

COMMUNITY SUPERVISION - COMMUNITY SERVICE - MARCH 2024

AREAS	CITIES WITHIN AREA	COMMUNITY SERVICE		LITTER CREW		COUNTY WORKS	
		NUMBER OF PARTICIPANTS	MARCH	NUMBER OF PARTICIPANTS	MARCH	NUMBER OF PARTICIPANTS	MARCH
1	Bentonville, Fayetteville, Huntsville	64	775.00	0	0.00	0	0.00
2	Harrison, Mountain Home, Salem, Mountain View, Berryville	53	609.25	0	0.00	0	0.00
3	Searcy, Newport, Walnut Ridge, Ash Flat, Heber Springs, Batesville, Pocahontas, Lonoke	64	1,097.33	64	48.00	0	0.00
4	Jonesboro, Paragould, Osceola	74	589.25	0	0.00	0	0.00
5	Fort Smith, Booneville, Clarksville, Ozark, Mena	66	579.50	0	0.00	0	0.00
6	Conway, Russellville, Morrilton, Danville	29	256.96	0	0.00	0	0.00
7	Little Rock	46	925.00	0	0.00	0	0.00
8	Little Rock, North Little Rock	40	345.50	0	0.00	0	0.00
10	Malvern, Benton, Sheridan, Arkadelphia, Hot Springs, Benton, Camden, Fordyce	75	655.50	0	0.00	0	0.00
11	Pine Bluff, Stuttgart, Monticello, El Dorado, Crossett	51	579.50	0	0.00	0	0.00
12	Texarkana, Ashdown, Hope, Lewisville, Nashville, Magnolia	58	457.85	0	0.00	0	0.00
<b>TOTAL</b>		<b>620</b>	<b>6,870.64</b>	<b>64</b>	<b>48.00</b>	<b>0.00</b>	<b>0.00</b>

COMMUNITY SUPERVISION - STATEWIDE SEARCH AND SEIZURE - MARCH 2024

	July	August	September	October	November	December	January	February	March	April	May	June	Totals
<b>Illegal Drugs are listed in grams (Marijuana is listed in LBS)</b>													
Marijuana /LBS							0.5	1.2					1.7
Meth / g							5.0	3,844.5					3,849.5
Cocaine / g								249.6					249.6
Crack Cocaine/ g								41.6					41.6
Prescription Pills													0.0
Xanax Bars								5.0					5.0
Ecstasy/MDMA								5.6					5.6
Heroin / g													0.0
Fentanyl / g								30					30.0
Fentanyl Pills								33					33.0
LSD Stamps													0.0
DMT													0.0
Mushrooms (Oz)													0.0
<b>Firearms</b>													
Handguns								12					12
Rifles							1	9					10
Shotguns								3					3
Explosives								11					11
<b>Total Firearms</b>													<b>36</b>
<b>Currency</b>													
Currency								7,354.00					\$7,354.00

## COMMUNITY SUPERVISION REVOCATIONS

## Revocation Events By Supervision Types and Area - March 2024

Area	Supervision Type	Revoked (Sent to ADC)	Revoked (Sent to CCC)	Revoked (Other)	New ADC/ CCC Sentence
Area 1-Fayetteville	Parole	36			1
Area 2-Mountain Home		27			4
Area 3-Searcy		31		1	4
Area 4-Jonesboro		33			4
Area 5-Fort Smith		37			10
Area 6-Conway		24			11
Area 8-Little Rock		52			7
Area 10-Hot Springs		34			3
Area 11-Pine Bluff		29			3
Area 12-Texarkana		30			9
<b>Total by Supervision Type</b>	<b>Parole</b>	<b>333</b>		<b>1</b>	<b>56</b>
Area 1-Fayetteville	Probation	15	2	25	7
Area 2-Mountain Home		8	1	4	
Area 3-Searcy		6	6	4	5
Area 4-Jonesboro		3	2	2	20
Area 5-Fort Smith		3		1	13
Area 6-Conway		12	1	1	4
Area 7-Little Rock		5		28	2
Area 10-Hot Springs		3		12	3
Area 11-Pine Bluff		6	2	8	2
Area 12-Texarkana		17	2	5	1
<b>Total by Supervision Type</b>	<b>Probation</b>	<b>78</b>	<b>16</b>	<b>90</b>	<b>57</b>
Area 1-Fayetteville	Suspended			1	3
Area 2-Mountain Home					2
Area 4-Jonesboro					3
Area 5-Fort Smith					23
Area 6-Conway		2			3
Area 7-Little Rock					1
Area 10-Hot Springs					2
Area 12-Texarkana		1	1		1
<b>Total by Supervision Type</b>	<b>Suspended</b>	<b>3</b>	<b>1</b>	<b>1</b>	<b>38</b>
Area 3-Searcy	Holding for ADC				1
<b>Total by Supervision Type</b>	<b>Holding for ADC</b>				<b>1</b>
<b>TOTAL BY SUPERVISION EVENT</b>		<b>414</b>	<b>17</b>	<b>92</b>	<b>152</b>

## REVOCATION HEARINGS

### Parole Revocation Hearings and Outcomes - March 2024

Hearing Outcome	Laws and Technical	Laws Only	Technical Only	Total By Hearing Outcome
<b>Administrative Revocation</b>		85	2	<b>87</b>
<b>Deferred</b>	1			<b>1</b>
<b>Reinstate</b>	16	2	1	<b>19</b>
<b>Revoked</b>	19	4	2	<b>25</b>
<b>Waived</b>	253	27	16	<b>296</b>
<b>Total By Violation Type</b>	<b>289</b>	<b>118</b>	<b>21</b>	<b>428</b>

Note: Excludes SSP Sanction Hearings

ACT 1029 HEARINGS HELD	Total
Reinstate	2
Revoked	6
Waived	9
<b>Total # ACT 1029 Hearings</b>	<b>17</b>

Note: Included in totals for Hearing Outcomes

## SUPERVISION SANCTIONS

### Supervision Sanction Hearings and Waivers

**03/01/2024 - 03/31/2024**

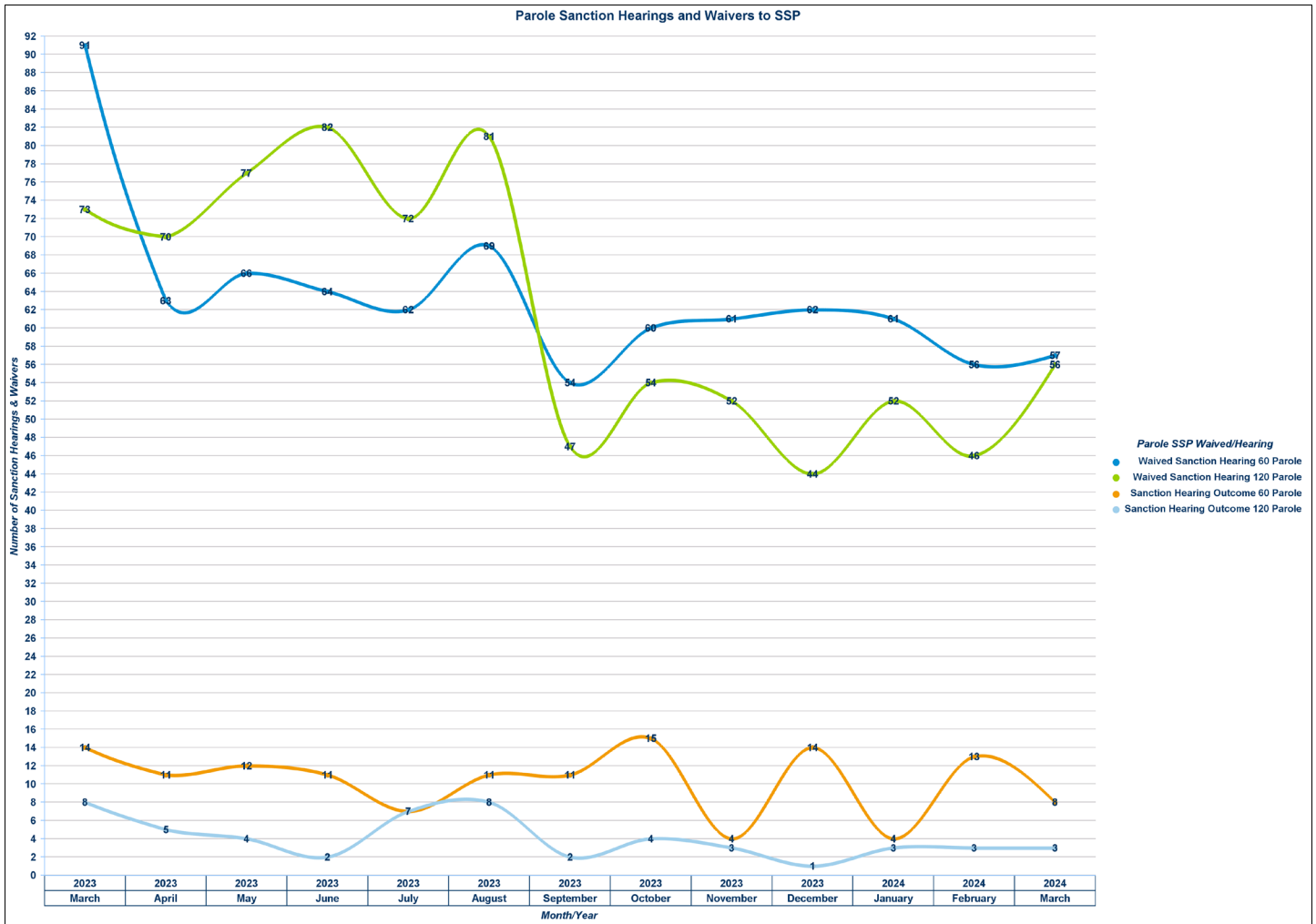
Sanction Hearing Outcome	Sanction Hearing Type	Parole	Probation	Sum:
Sanction Hearing Outcome 60 Parole	Sanction Hearing	8		<b>8</b>
Sanction Hearing Outcome 120 Parole		3		<b>3</b>
<b>Totals:</b>	<b>Sanction Hearing</b>	<b>11</b>		<b>11</b>

Waived Sanction Hearing 60 Parole	Waived Sanction Hearing	57		<b>57</b>
Waived Sanction Hearing 90 Probation		1	6	<b>7</b>
Waived Sanction Hearing 120 Parole		56		<b>56</b>
Waived Sanction Hearing 180 Probation			1	<b>1</b>
<b>Totals:</b>	<b>Waived Sanction Hearing</b>	<b>114</b>	<b>7</b>	<b>121</b>

	<b>Overall Totals:</b>	<b>125</b>	<b>7</b>	<b>132</b>
--	------------------------	------------	----------	------------

Note: SSP lengths for parolees only were changed in July 2021.

### PAROLE SANCTION HEARINGS AND WAIVERS TO SSP





COMMUNITY SUPERVISION DRUG TESTING

**Regular Probation and Parole  
Positive Tests During March 2024**

Offender Urine Tests Administered this Period: 7,770  
Number of Offenders Testing Positive: 2,782

Drug Tested	Count
THC/Marijuana	1,740
Methamphetamines	1,572
Amphetamines	1,051
Cocaine	156
Benzodiazepines	118
Alcohol	88
Ecstasy	79
Ethyl Glucuronide	70
Heroin/Opiates	64
Oxycodone	49
Fentanyl	34
Buprenorphine	29
Barbiturates	16
Hydrocodone	16
Methadone	15
Propoxyphene	13
Tramadol	9
K2 (SPICE)	7
Morphine	6
PCP	6
Methadone Metabolite	4
Cotinine	3
Crack	3
Prescription Abuse	3
Creatinine	2
Kratom	2
LSD	2
Methaqualone	2
Other Hallucinogens	2
Speed	2
Heroin Metabolite	1
Inhalants	1
Nicotine	1
pH	1
<b>Total</b>	<b>5,167</b>

**Drug Courts  
Positive Tests During March 2024**

Offender Urine Tests Administered this Period: 7,633  
Number of Offenders Testing Positive: 286

Drug Tested	Count
Buprenorphine	528
THC/Marijuana	254
Amphetamines	221
Methamphetamines	213
Ethyl Glucuronide	93
Benzodiazepines	68
Ecstasy	60
Methadone	51
Tramadol	49
Fentanyl	36
Oxycodone	36
Cocaine	28
Heroin/Opiates	26
Morphine	21
Creatinine	15
Barbiturates	13
Hydrocodone	8
Propoxyphene	6
Alcohol	5
K2 (SPICE)	5
Kratom	4
Methadone Metabolite	4
Other Hallucinogens	2
PCP	1
Speed	1
<b>Total</b>	<b>1,748</b>

**Specialty Courts  
Positive Tests During March 2024**

Offender Urine Tests Administered this Period: 170  
Number of Offenders Testing Positive: 19

Drug Tested	Count
Methamphetamines	13
THC/Marijuana	11
Amphetamines	10
Benzodiazepines	2
Alcohol	1
Cocaine	1
Fentanyl	1
<b>Total</b>	<b>39</b>

INTENSIVE SUPERVISION PROGRAM

Arrests	2023						2024						Totals
	July	August	September	October	November	December	January	February	March	April	May	June	
<b>Active Supervision</b>													
Parole	2	11	12	8	7	6	1	8	12				67
Probation	1	7	8	5	1	2	2	6	10				42
<b>Absconders</b>													
Parole	3	5	7	9	4	3	2	11	10				54
Probation		4	4	4	5	3		5	4				29
Collateral	2	1	5	2	3	5	3	3	8				32
<b>Total Arrest</b>	<b>8</b>	<b>28</b>	<b>36</b>	<b>28</b>	<b>20</b>	<b>19</b>	<b>8</b>	<b>33</b>	<b>44</b>	<b>0</b>	<b>0</b>	<b>0</b>	<b>224</b>
<b>Charges</b>													
Firearm		7	2	2	1	2	1						15
Narcotics	2	5	9	5	2	5	3	5	16				52
Firearm/Narcotics	1	4	2	1	5	3	2	2	4				24
Warrant/Abscond	5	12	12	14	12	8	2	15	11				91
<b>Total Charges</b>	<b>8</b>	<b>28</b>	<b>25</b>	<b>22</b>	<b>20</b>	<b>18</b>	<b>8</b>	<b>22</b>	<b>31</b>	<b>0</b>	<b>0</b>	<b>0</b>	<b>182</b>
<b>Narcotics (Listed in Grams or LBS)</b>													
Marijuana /LBS	1.0	1.0	0.5	1.6	500.0	3.0	0.5	2.0	0.5				510.1
Meth / g	6.6	160.0	32.0	3.0	6.6	1.6	0.6	51.1	87.4				348.9
Cocaine / g								249.6					249.6
Crack Cocaine/g				4.0				41.6					45.6
Prescription Pills	4.0	44.0	25.0			80.0		25.0	10.0				188.0
Xanax Bars			25.0					105.0					130.0
Ecstasy/MDMA		43.0				644.0		179.8					866.8
Heroin / g				1.0				0.2					1.2
Fentanyl / oz	2	2	1				2	4	2				13.0
Fentanyl Pills		3,075				756		32					3,863.0
LSD Stamps													0.0
DMT													0.0
Mushrooms													0.0
<b>Weapons</b>													
Handguns	1	7	2	3	4	4	2	7	5				35
Rifles		3	1		3	3	1	1					12
Shotguns				1		1		1					3
Body Armor													0
Explosives													12
<b>Total Firearms</b>	<b>30</b>	<b>10</b>	<b>3</b>	<b>4</b>	<b>7</b>	<b>8</b>	<b>3</b>	<b>9</b>	<b>5</b>				<b>62</b>
<b>Currency</b>		<b>\$3,760</b>				<b>\$31,423</b>		<b>\$82,936</b>	<b>\$5,200</b>				<b>\$123,319</b>
<b>Property Recovered</b>													
Vehicles/Items Recovered			1		1			1					3