

# Arkansas Parole Board



---

FY 2022-2023

ANNUAL REPORT

# Parole Board Members



Brett Morgan  
Vice-Chair



John Felts  
Chairman



Wendy Ryals  
Secretary



Lona McCastlain  
Commissioner



Doug Smith  
Commissioner



Jamol Jones  
Commissioner



Andy Shock  
Commissioner

# Our Mission

---

To effectively and efficiently serve the citizens of Arkansas through the conditional release of offenders via structured and evidence-based decision-making; thereby ensuring the public's safety, empowering victims, and making certain that offenders will be provided opportunities for positive behavior change and held accountable for their actions upon release

# Parole Board Staff Members

(as of June 30, 2023)

---

Stanley Bell, Revocation Hearing Judge

Felicia Bentley, Board Investigator

Brooke Cummings, Executive Administrator

Christie Goldman, Business Operations Manager

Scott Howard, Board Investigator

Jessie Jackson, Administrative Support Specialist III

Tamara Salaam, Administrative Support Supervisor

Lakeshia Swanigan, Administrative Support Specialist III

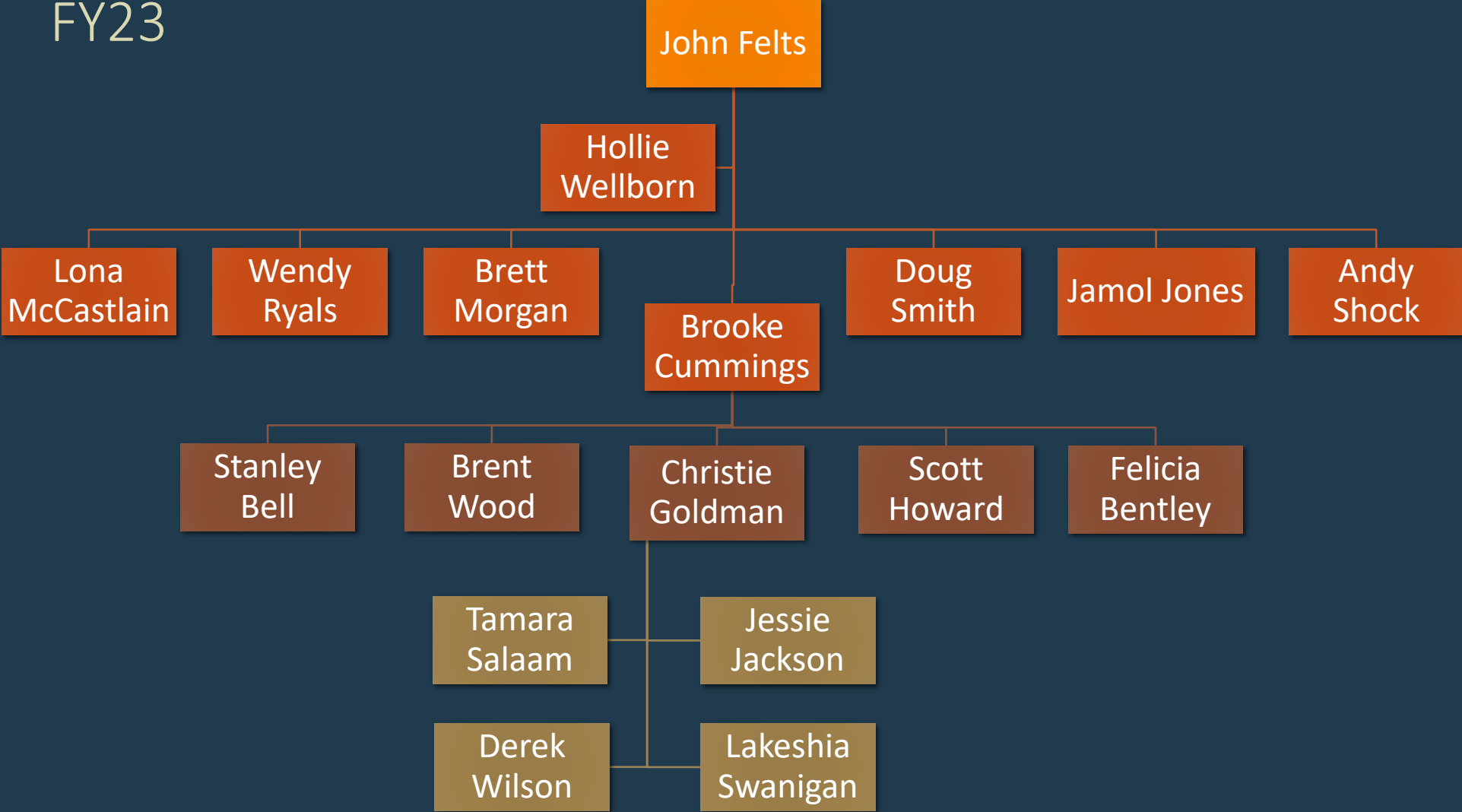
Hollie Wellborn, Executive Assistant to the Chairman

Derek Wilson, Administrative Support Specialist III

Brent Wood, Revocation Hearing Judge

# ORGANIZATIONAL CHART

## FY23



# Our Vision

---

- Making data-driven parole decisions through:
  - The consistent application of nationally recognized evidenced-based approaches,
  - The consideration of all available case information, and
  - The application of appropriate decision criteria
- Stipulating programs, conditions, and services in a manner that enhance the reentry of offenders into the community

# Our Vision

---

- Responding to parole violations appropriately and effectively utilizing evidence-based approaches and considering the severity of the violation and the risks posed by the offender
- Providing victims of crime with opportunities to give input and with timely information regarding the decision-making process

# Our Vision

---

- Collaborating with stakeholders on policies, programs, and processes
- Streamlining the decision-making process through innovative policies, programs, and technologies

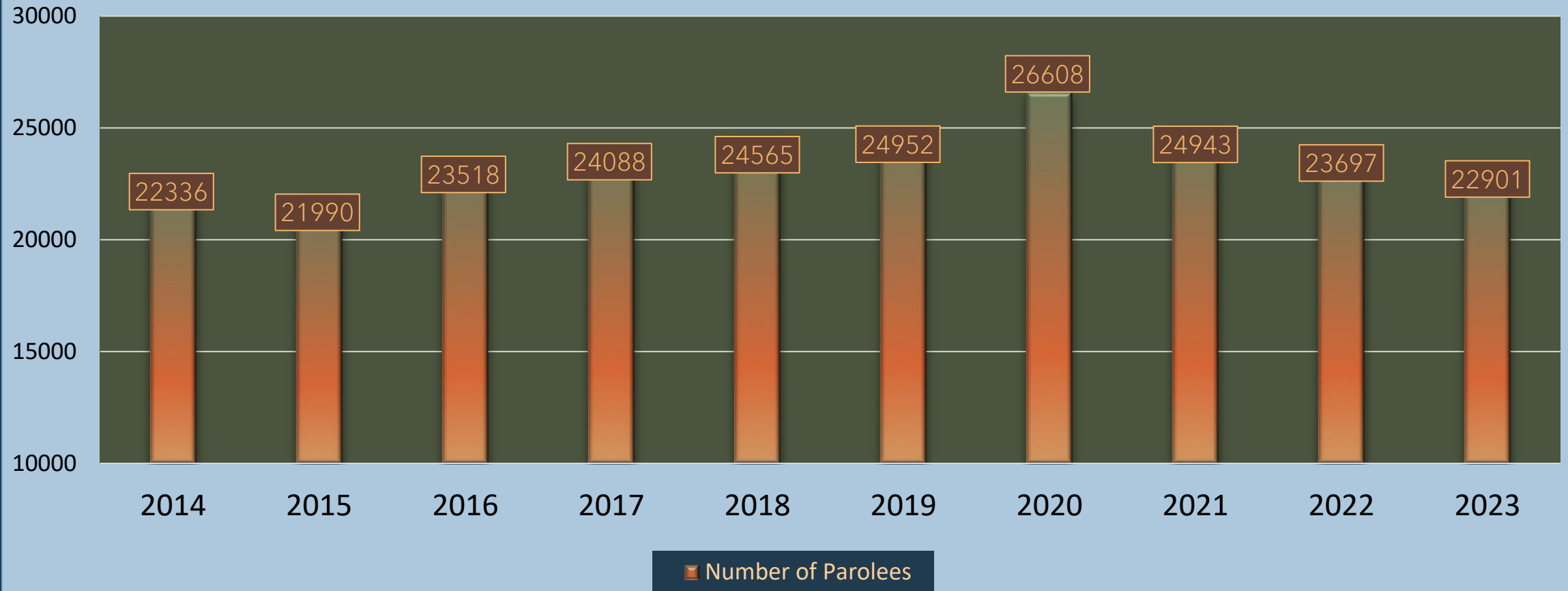


# Parole Population

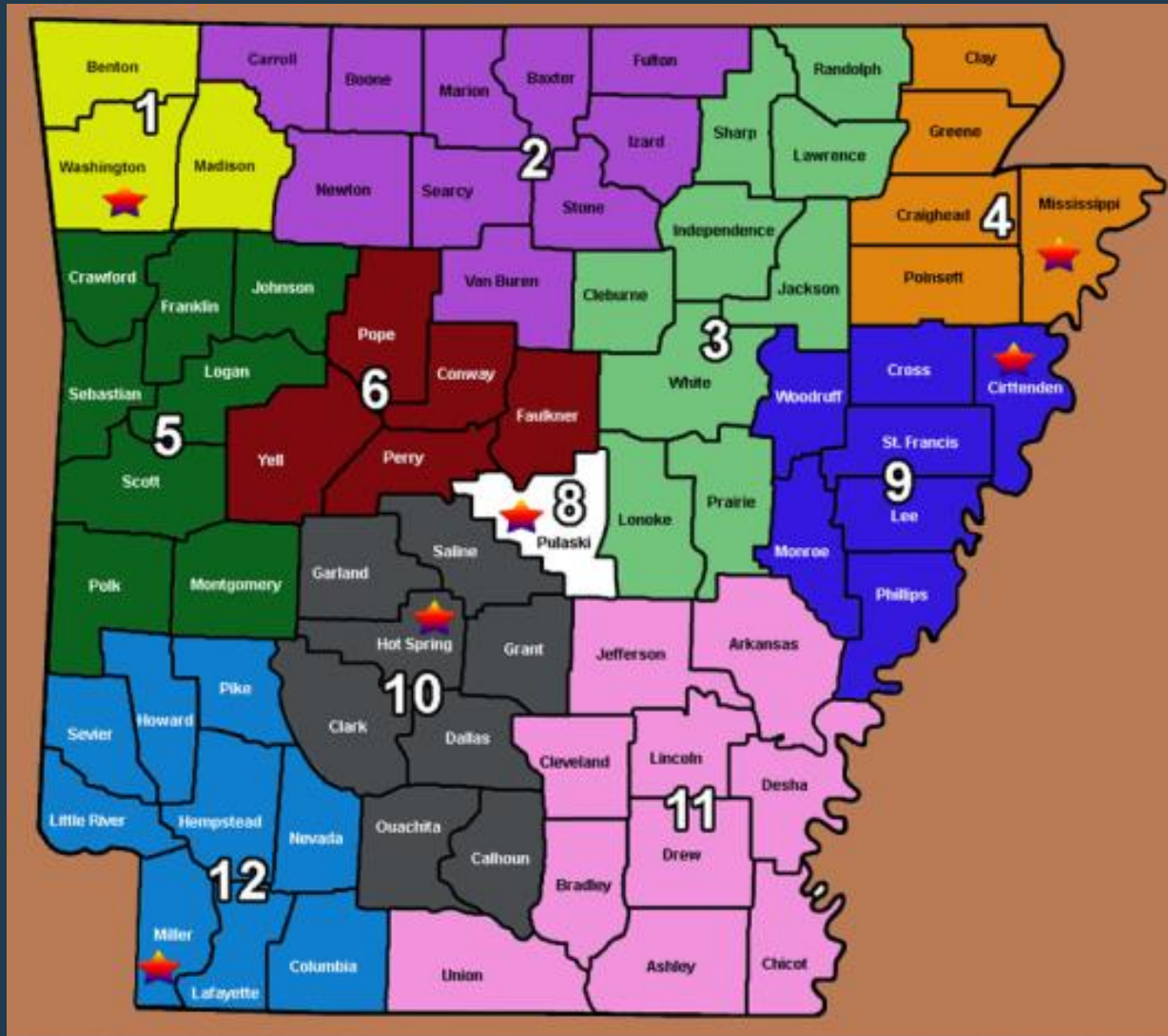
---

# PAROLE POPULATION

## FY13 through FY22



# PAROLE POPULATION



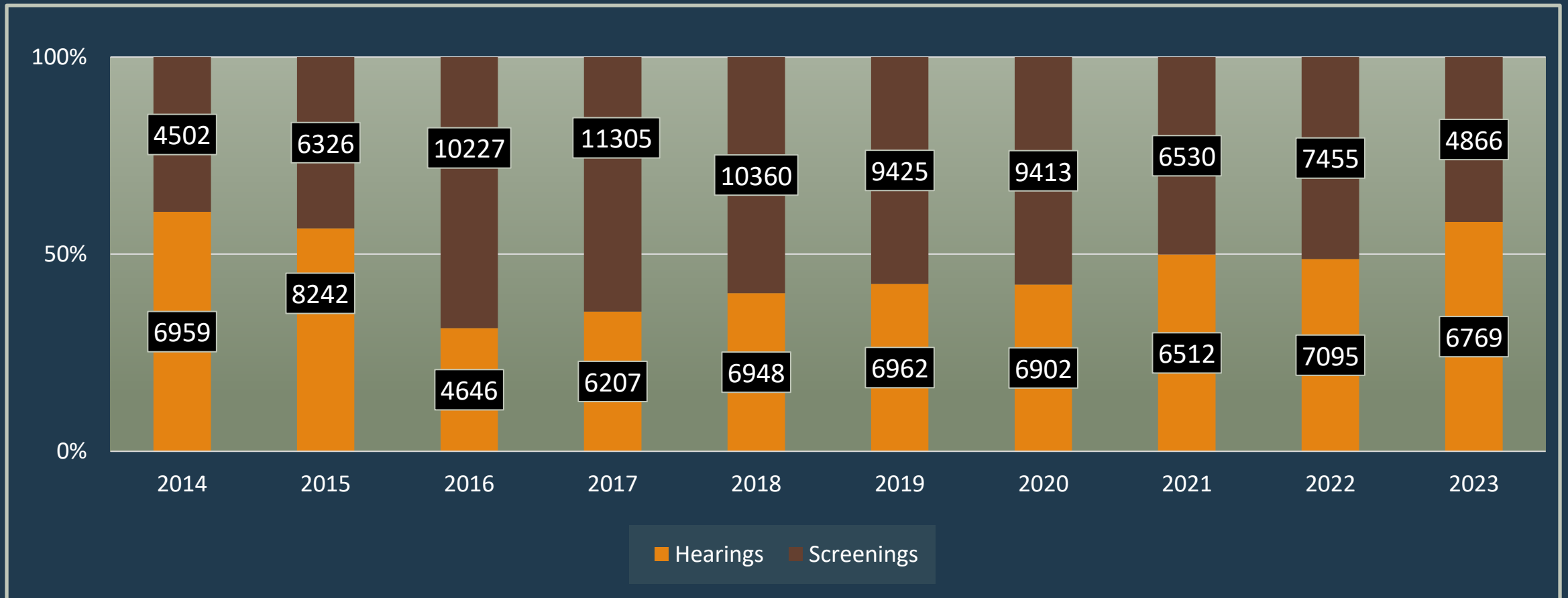
AREA	FY23
Fayetteville	2029
Mt. Home	943
Searcy	1879
Jonesboro	1186
Ft. Smith	2299
Conway	1485
Little Rock	4079
W. Memphis	754
Hot Springs	2423
Pine Bluff	2155
Texarkana	1865
ICOTS	1804
TOTAL	22901

# Parole Decisions

---

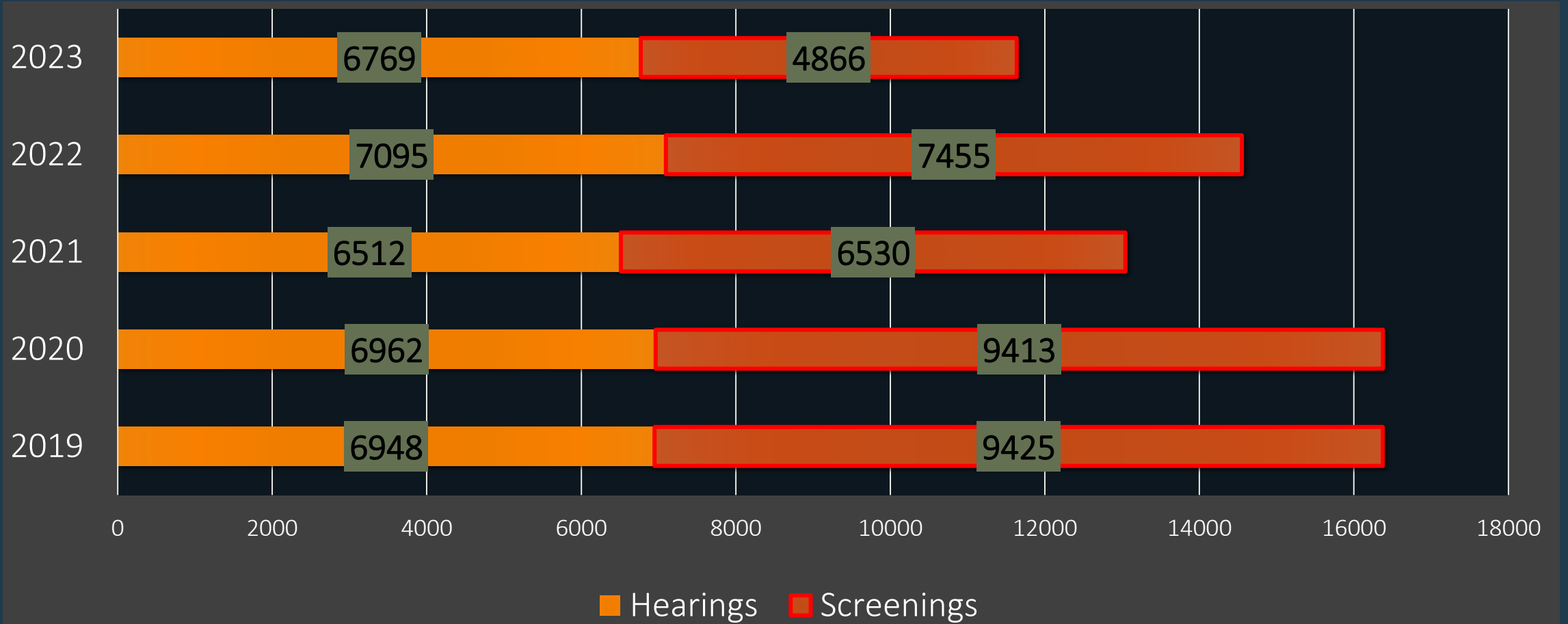
# PAROLE CONSIDERATION

## Hearings and Screenings



# PAROLE CONSIDERATION

FY19 through FY23



# Victim Input

---

# VICTIM INPUT HEARINGS

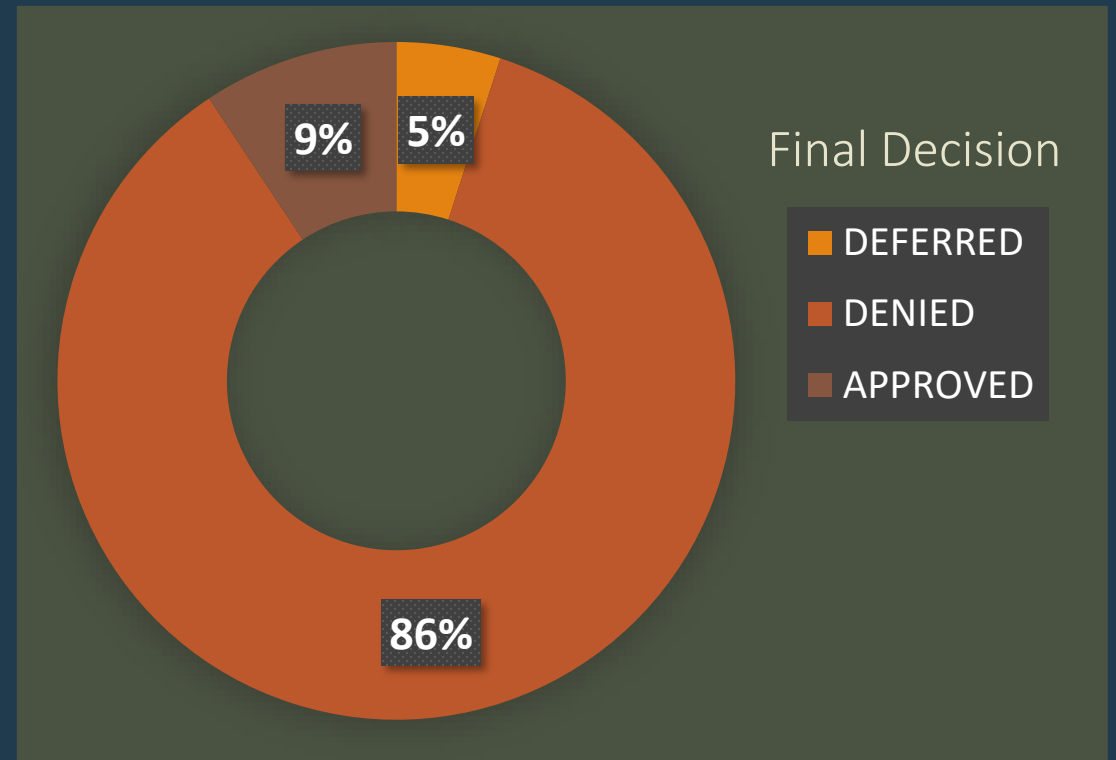
FY23	SCHEDULED	NO SHOW	CONDUCTED
JUL	16	2	14 (88%)
AUG	13	2	11 (85%)
SEP	15	-	15 (100%)
OCT	12	3	9 (75%)
NOV	15	-	15 (100%)
DEC	14	2	12 (86%)
JAN	9	1	8 (89%)
FEB	15	3	12 (80%)
MAR	14	2	12 (86%)
APR	16	2	14 (88%)
MAY	16	2	14 (88%)
JUN	6	1	5 (83%)
TOTAL	161	20	141 (88%)



# VICTIM INPUT HEARINGS

## Parole Consideration

- 161 Hearings Scheduled
- 141 Hearings Held
- 138 Parole Denials

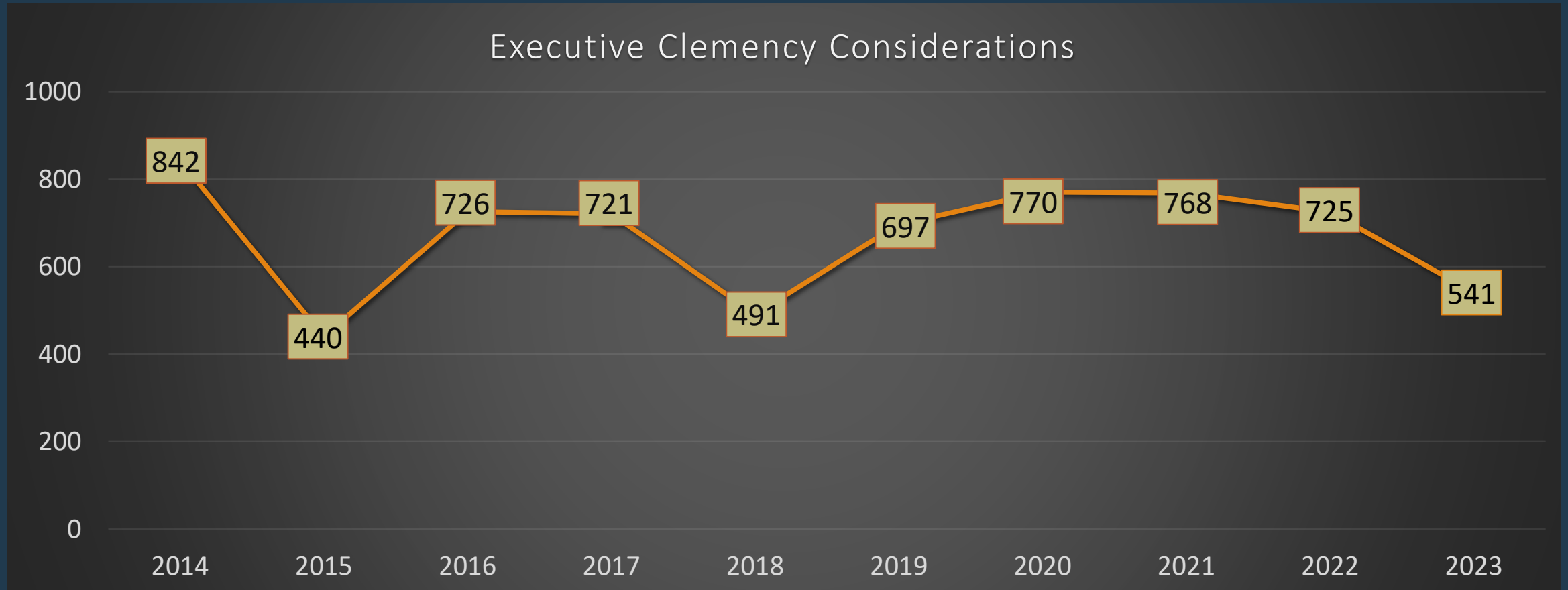


# Executive Clemency

---

# EXECUTIVE CLEMENCY

## Pardons and Commutations



# Parole Revocation

---

# PAROLE REVOCATION CONSIDERATIONS

## Outcomes and Violation Types

FINAL ACTION	VIOLATION TYPES			TOTAL ACTIONS		TOTAL REVOKED
	Laws and Technical	Laws Only	Technical Only			
Revoked	250	36	13	299	464	299
Deferred	49	19	2	70		
Reinstated	58	21	16	95		
Administratively Revoked	—	884	—	884	1268	884
Waived	343	27	14	384		384
TOTAL	700	987	45	1732		1567

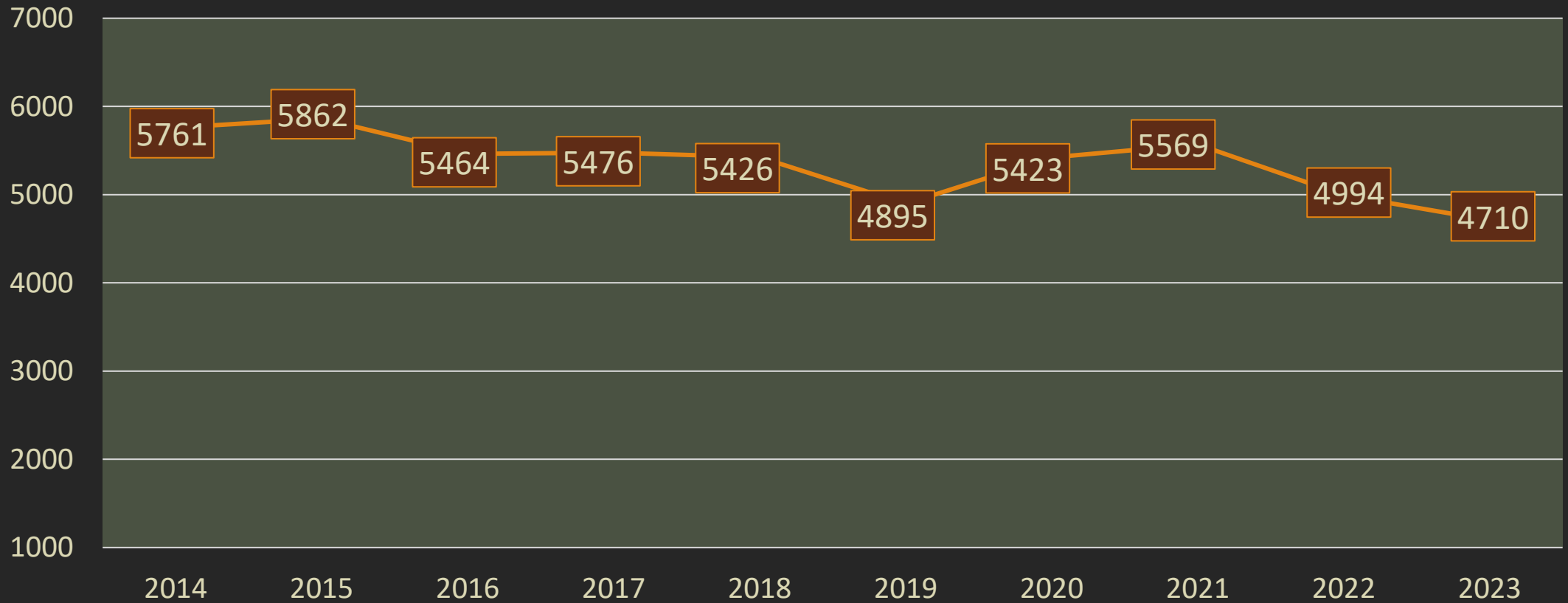
# PAROLE REVOCATION ACTIONS

- **2082 Revoked  $\geq 6$  months**
  - **384 Waivers**
  - **884 Administrative**
  - **299 Hearings**
  - **515 STRP Removals**
- **2628 90 Day STRP Completions**

**Total Revocation Actions:** **4710**

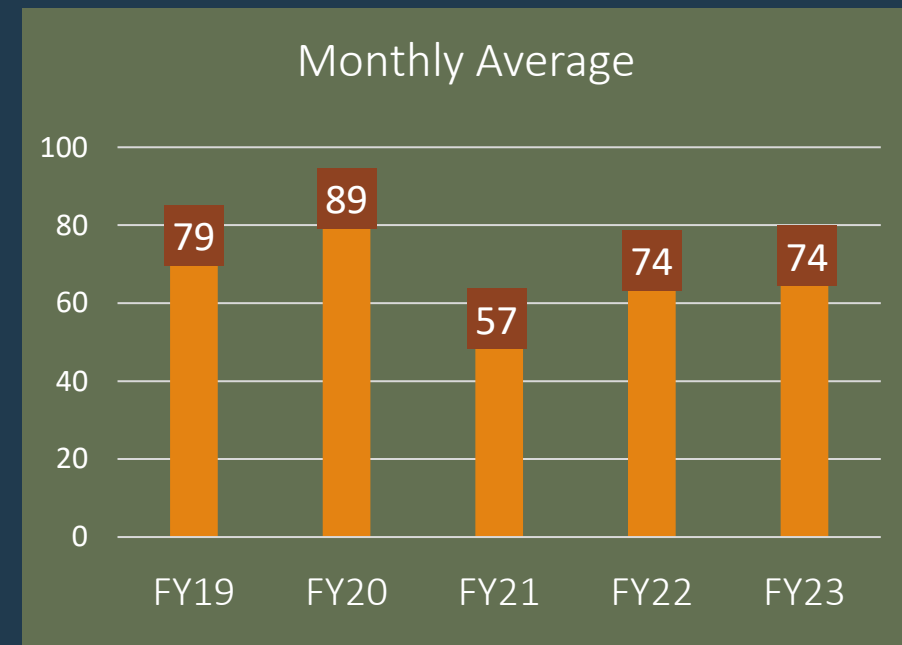
# PAROLE REVOCATION

Parole Revocation Action Year-End Totals



# ADMINISTRATIVE REVOCATIONS

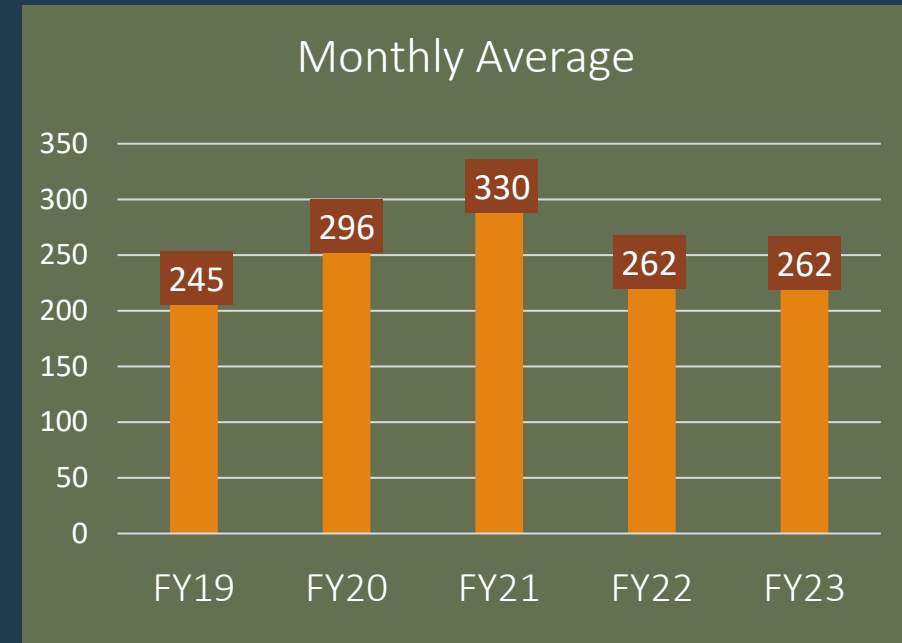
FY19	FY20	FY21	FY22	FY23
944	1069	678	889	884





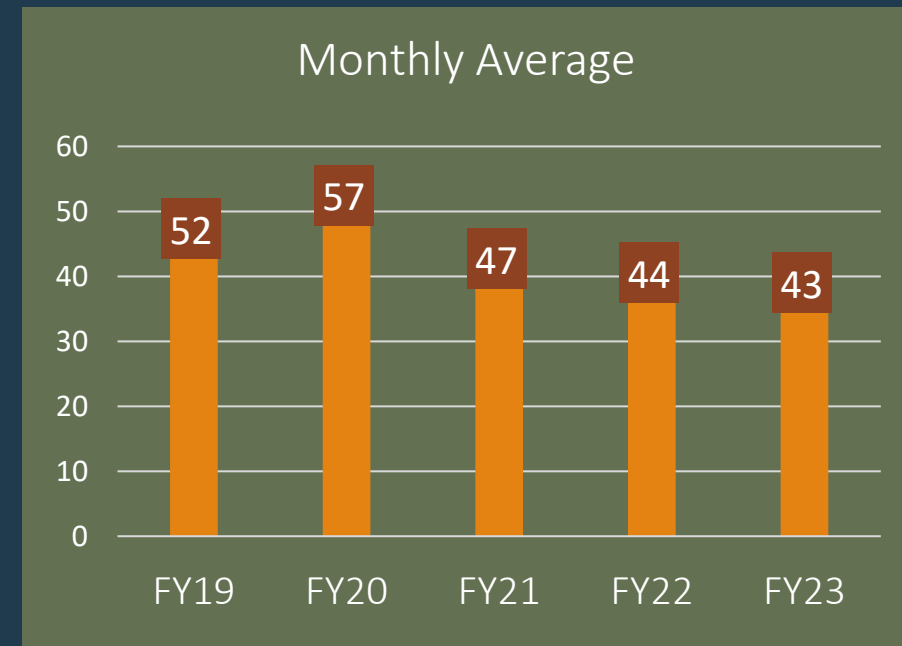
# 90 Day Short-Term Revocation Program Participants

FY19	FY20	FY21	FY22	FY23
2937	3551	3955	3148	3143



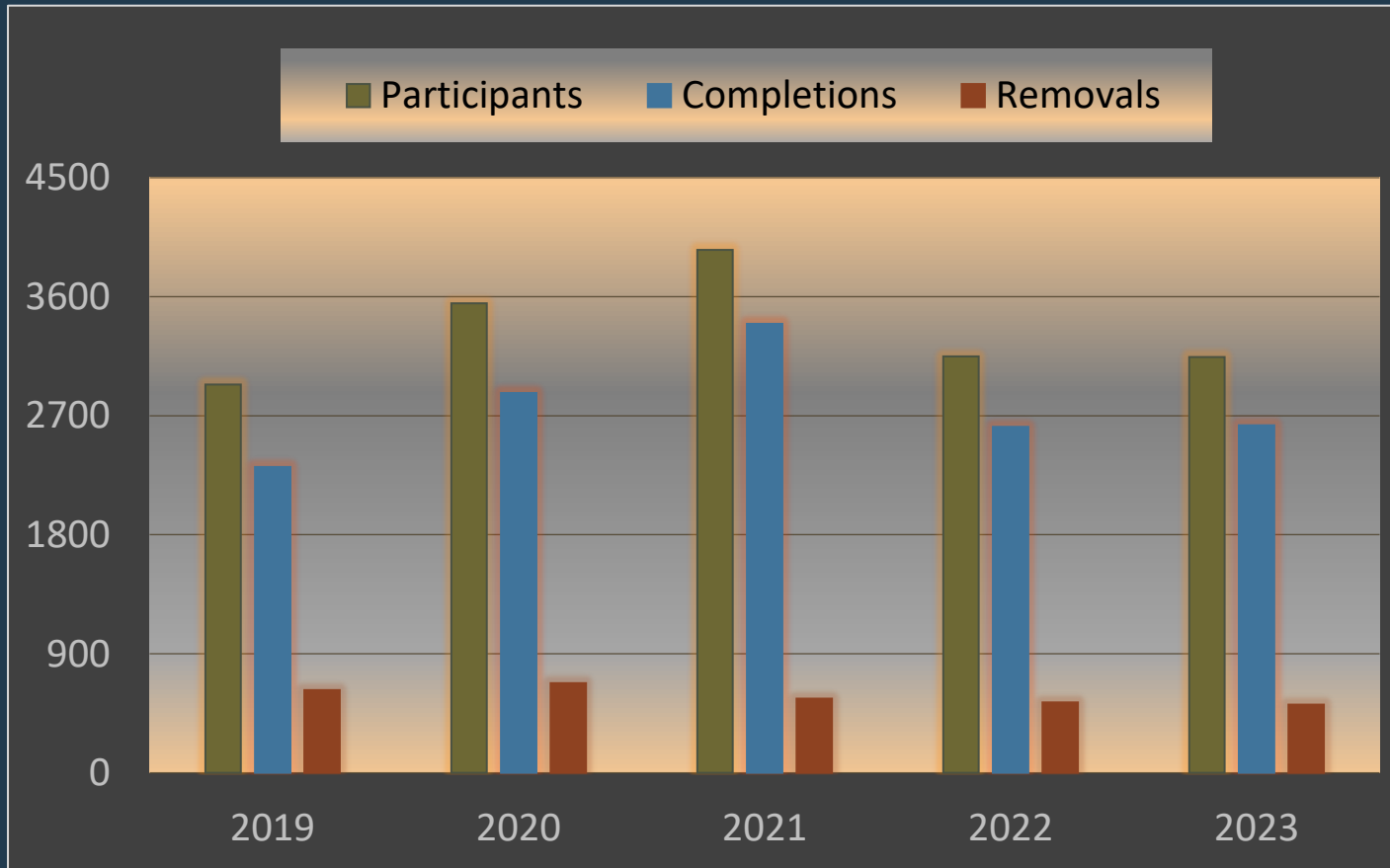
# 90 Day Short-Term Revocation Program Removals

FY19	FY20	FY21	FY22	FY23
625	679	560	533	515



# 90 DAY SHORT-TERM REVOCATION PROGRAM

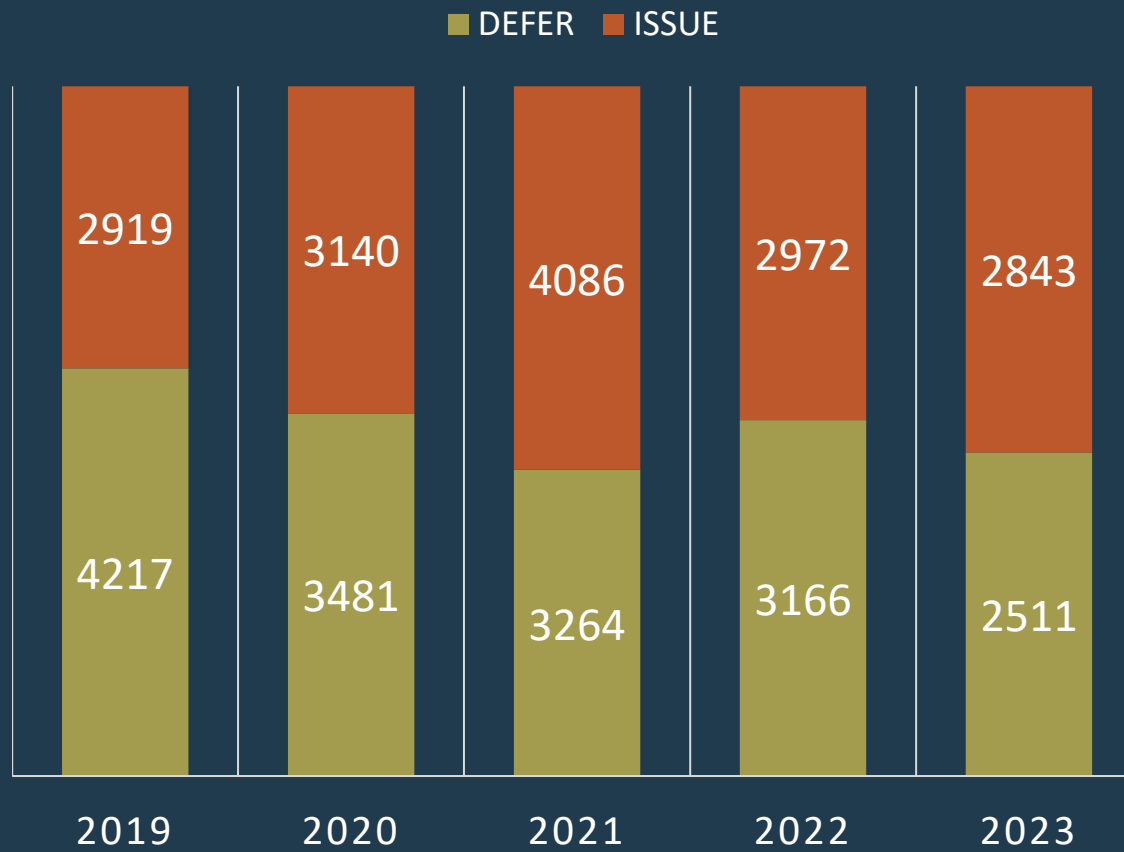
FY19 through FY23 Comparison



**84%** of parolees who entered the Short-Term Revocation Program in FY23 adhered to the terms of the program and were released without having their parole revoked resulting in a return to the ADC.

# TECHNICAL WARRANTS

## Violation Report Review Outcomes



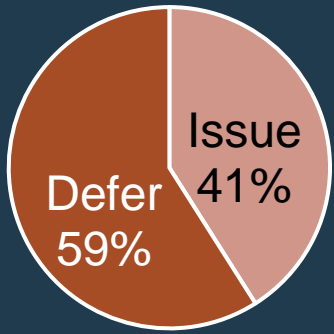
VR REVIEW YEAR-END TOTALS	
FY19	7136
FY20	6621
FY21	7350
FY22	6138
FY23	5354

# TECHNICAL WARRANTS

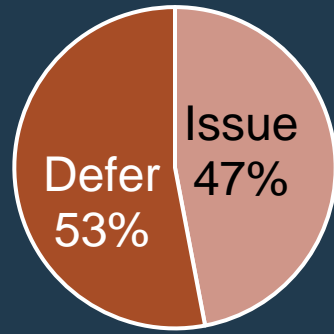
## Violation Report Review Outcomes

---

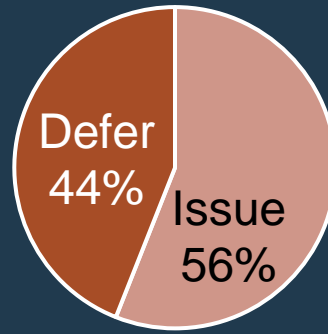
**FY19**



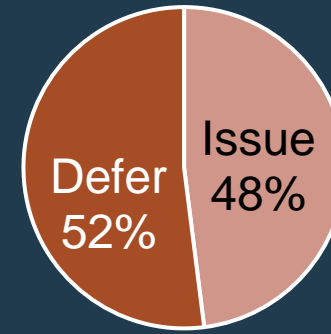
**FY20**



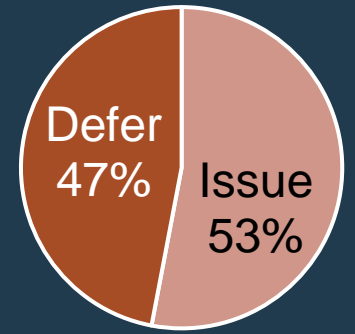
**FY21**



**FY22**



**FY23**

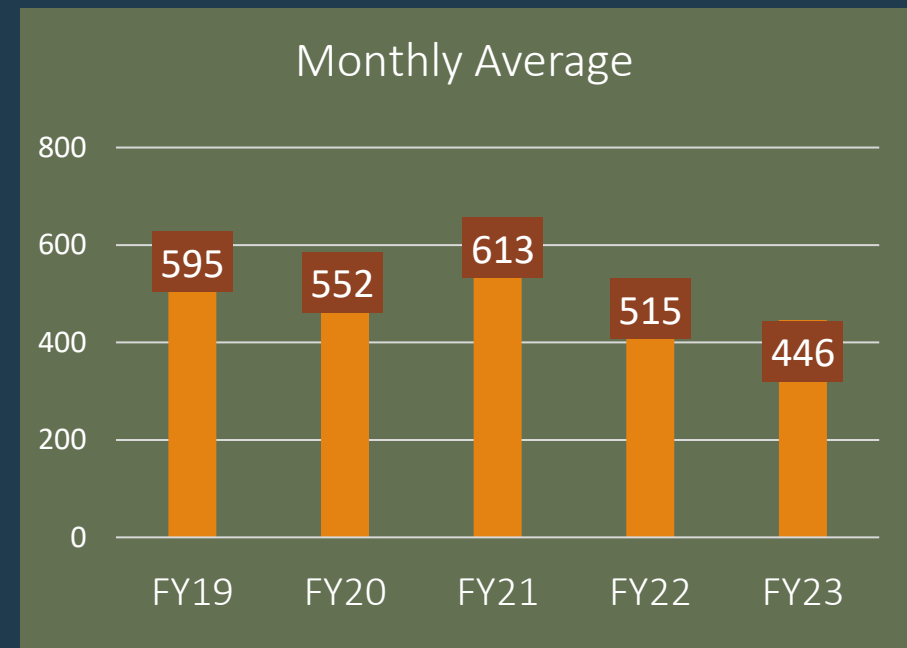


5-Year Average

ISSUE-49%   DEFER-51%

# VIOLATION REPORT REVIEWS

FY19	FY20	FY21	FY22	FY23
7136	6621	7350	6175	5354



# Revenue & Expenditures

---

# FISCAL YEAR 2023 REVENUE AND EXPENDITURES

## 0323 Expenditure Analysis

COMMITMENT ITEM	REVENUE	EXPENSES	BALANCE
Regular Salaries	1,621,363	1,601,669 (99%)	19,694
Personal Services Matching	549,854	513,738 (93%)	36,116
Maintenance & Operations	236,300	174,551 (74%)	61,749
Conference & Travel	8,411	4,205 (50%)	4206
<b>TOTAL</b>	<b>2,415,928</b>	<b>2,294,163 (95%)</b>	<b>121,765</b>