



DIVISION OF CORRECTION BOARD REPORT

November 2022

Dexter Payne
Director



POPULATION REPORT

RESEARCH/PLANNING

October 2022 Admissions and Releases – Admissions for October 2022 totaled **530** (453-males and 77-females) while releases totaled **371** (318-males and 53 females) for a net increase in-house of 159 inmates.

Inmate Population Growth/Projection – At the end of October 2022, the jurisdictional population for the Division of Correction totaled **17,480**, representing an increase of **457** inmates since the first of January 2022. At reporting time, calendar year 2022 has seen an average rate of **46** inmates per month, which is down from an average monthly increase of 77 inmates per month during calendar year 2021.

Average County Jail Backup – The backup in the county jails averaged **1,730** inmates per day during the month of October 2022, which was down from the per-day average of **1,771** inmates during the month of September 2022. Of the **1,730** average, short-term revocations accounted for **503** (420 males and 83 females) during the month.

INSTITUTIONS

INMATE INSTITUTIONAL GRIEVANCES

Inmate Formal/Informal Grievances: During October, a total of 1,210 formal grievances and 1,907 informal grievances were filed at various units.

Institutional Grievances Appeals: There was a total of 480 appeals of institutional grievances received in October. Of those, 372 were acknowledged and 108 were rejected for various reasons. Of the total 274 appeals answered, 272 had no merit and two had merit.

FARMS

The 2022 harvest season was completed in October. The drier than normal conditions allowed for a fast harvest with very few weather delays. The downside is that conditions have been too dry for planting wheat, cover crops and grazing wheat.

Upon review, yields for the year have been down in all crops except rice, which was normal compared with previous years. In talking with the extension service, all areas of the state saw lower yields due to the extreme heat during critical times.

A lot of field work has been done this fall for next year's crop. All ground is ready for winter wheat and cover crops to be planted as soon as there's enough moisture.

Gardens are still producing with a lot of turnips, greens and sweet potatoes coming out of the fields.

Pregnancy checks were conducted on the Cummins beef herd by Dr. Charles Looney with the University of Arkansas Cooperative Extension Service. Numbers were off there as well, which Dr. Looney shared he has been seeing all across the state. Since it is too expensive to carry an open cow for an entire year, the younger open cows will be bred in December for a September calf. While this will require more management, it makes the most financial sense for the operation.

REGIONAL MAINTENANCE HOURS

Regional Maintenance Hours	October 2022
Benton Unit	7,579
Delta Regional Unit	3,253
East Arkansas Regional Unit	608
Grimes Unit	2,952
McPherson Unit	1,812
Mississippi County Work Release	821
North Central Unit	7,992
Ouachita River Correctional Unit	3,336
Randall L. Williams Unit	4,576
Texarkana Regional Corr. Ctr.	3,500
Tucker Unit	996
Varner Unit	3,484
Wrightsville Unit	3,664
Total Hours	44,573

WORK RELEASE RENT REPORT

Unit	October 2022
Benton Unit	\$99,722.00
Mississippi County Work Release	\$61,701.00
Northwest Arkansas Work Release	\$47,906.00
Pine Bluff Work Release	\$35,989.00
Texarkana Regional Corr. Ctr.	\$47,388.00
Wrightsville Hawkins Unit	\$20,672.00
Total	\$313,378.00

REENTRY

RANDALL L. WILLIAMS JUVENILE EDUCATION PROGRAM

October 2022 Capacity: 20	Beginning Count	New Commitments	DCR/Punitive	Transferred/ Turned 18*	Paroled	End Count
Juveniles*	6	0	0	0	0	6

*Juveniles are transferred from the program once they reach the age of 18.

ESTER UNIT PROGRAM BUILDING

October 2022 Capacity: 20	Beginning Count	Admitted	Graduated	Removed	End Count
Behavioral/Life Skills	10	0	7	3	0
Inside Out	0	0	8	3	0
Release Program	33	8	11	16	14
Veteran Program*	0	15	0	0	15
TOTAL	43	23	26	22	29

*Veteran Program - New Class Start Date - October 31, 2022

WORKFORCE ALLIANCE FOR GROWTH IN THE ECONOMY (WAGE)

October 2022 Capacity: 120 Unit:	Beginning Count	Admissions During Mo.	Completed	Removed*	End Count
Delta	7	5	0	2	10
East Arkansas	0	0	0	0	0
Ester	10	0	0	7	3
Hawkins	0	0	0	0	0
McPherson	0	0	0	0	0
North Central	4	0	0	0	4
Ouachita River	13	13	13	0	13
Tucker	15	3	0	0	18
Wrightsville	0	0	0	0	0
TOTAL	49	21	13	9	48

*The "Removed" column indicates the number of participants who transferred, signed out, received a disciplinary, were removed because test scores were not returned/were too low to continue, or were released from prison.

ADVANCED PRINCIPLES AND APPLICATIONS FOR LIFE PROGRAM (APAL)

October 2022 Capacity: 86	Beginning Count	Admissions During Mo.	Removed*	End Count
Ester	56	1	1	56
Hawkins	16	6	2	20
TOTAL	72	7	3	76

Advanced PAL is an 18-month reentry program that combines a pre-release curriculum with the PAL program.

*The "Removed" column indicates the number of participants who paroled, completed the program, withdrew from the program, transferred, or were removed from the program for another reason.

WRIGHTSVILLE-HAWKINS PATHWAY TO FREEDOM PROGRAM

October 2022 Capacity: 200	Beginning Count	Enrolled During the Month	Removed	End Count*
Wrightsville-Hawkins PTF	197	12	10	199

*The "End Count" column includes 12 graduates who remain in the Pathway to Freedom barracks.

THINK LEGACY

October 2022 Capacity: 635 Unit	Beginning Count	Admitted	Graduated	Removed*	End Count
Cummins	28	0	0	0	28
Delta Regional	24	6	0	7	23
East Arkansas Regional	43	0	0	2	41
McPherson	45	0	0	7	38
North Central	48	0	0	3	45
Ouachita River	29	0	0	6	23
Tucker	23	0	0	4	19
Total	240	6	0	29	217

*The "Removed" column indicates the total number of participants who paroled, signed out, transferred, or were removed from the program for any other reason and are no longer in the barracks.

COLLEGE REPORT OCTOBER 2022

COLLEGE PROGRAM LOCATIONS	Beginning Count	Admissions During Mo.	Removed During Mo.	End Count	Staff Enrolled
Arkansas State University					
Grimes Unit	11	0	2	9	0
McPherson Unit	37	0	5	32	0
Ashland University					
North Central Unit	20	0	2	18	0
Mid-America Seminary College					
Varner Unit	38	0	0	38	0
Philander Smith College					
East Arkansas Regional Unit	29	0	3	26	0
Tucker Unit	13	0	0	13	0
Southeast Arkansas College					
Cummins Unit	19	0	2	17	1
Varner Unit	14	0	1	13	2
Shorter College					
Hawkins Unit	11	0	1	10	0
Ouachita River Unit	24	0	1	23	0
Pine Bluff Complex	38	1	2	37	0
Wrightsville Unit	17	0	3	14	0
TOTAL	271	1	22	250	3

TRAINING

DIVISION OF CORRECTION TRAINING - October 2022

BASIC TRAINING DIVISION –

BCOT Class 2022-L2, led by Instructor Michael Lennox, graduated on October 7, with a total of 46 cadets.

Academic Awards were presented to the following:

- 1st – Loren Mittermeier, Pine Bluff Unit
- 2nd – Angel Jayan, Ouachita River Correctional Unit
- 3rd – Cody Nickerson, Texarkana Regional Correctional Ctr.

Physical Fitness Awards were presented to the following:

- 1st – Michael Blankenship, Ouachita River Correctional Unit
- 2nd – Song Chhang, Ouachita River Correctional Unit
- 3rd – Todd Greenman, Ouachita River Correctional Unit

BCOT Class 2022-L2, led by Instructor Robert Potter in Newport, graduated during the month with 26 cadets.

Academic Awards were presented to the following:

- 1st – Kristen Woods, North Central Unit
- 2nd – Haley Rushing, McPherson Unit
- 3rd – Shayna Reynolds, Grimes Unit

Physical Fitness Awards were presented to the following:

- 1st – Colton Coldwell, McPherson Unit
- 2nd – Cary Hawkins, North Central Unit
- 3rd – Devona Johnson, North Central Unit

Instructor Nicholas Reed's **BCOT Class 2022-N** graduated on October 25, with a total of 37 cadets.

Academic Awards were presented to the following:

- 1st – Gregory Beverly, North Central Unit
- 2nd – Audrey Washington, Delta Regional Unit
- 3rd – Pamela, Richardson, Pine Bluff Unit

Recipients of *Physical Fitness Awards* were:

- 1st – Giovany Salgado, Ouachita River Correctional Unit
- 2nd – Jon Green, Ouachita River Correctional Unit
- 3rd – Tyrone Brown, Ouachita River Correctional Unit

IN-SERVICE DIVISION –

Classes held by the Training Academy during the month included:

- Leadership Level II (24 hours) taught by Major Joi Harris, Human Resources and Training Administrator Nicholas Stewart and Internal Affairs Investigator Melody Case – 35 participants
- Taser Class (40 hours) taught by Lt. Ronald Watson – 192 participants

eCADEMY –

During October, 301 ADC employees completed a total of 3,944.14 hours of eCADEMY training.

HEALTH/CORRECTIONAL PROGRAMS

CHAPLAINCY SERVICES AND COMMUNITY SPEAKING EVENTS

Central Office – Chaplain Mayfield spoke to a gathering of healthcare, jail, and emergency services chaplains at the Arkansas Baptist State Convention annual meetings in Hot Springs on October 25.

Cummins Unit – On October 1, volunteers with the Christian Motorcycle Association preached to 102 inmates during a chapel service.

A 3-day revival took place from October 21-23, led by Pastor Mike Howell of Monroe, Louisiana. An average of 106 inmates attended each day.

East Arkansas Regional Unit / EARU Max – Senior Chaplain Arlen Parham spoke with 17 members of the West Memphis Rotary Club on October 18. He spoke about chaplaincy ministry, the need for volunteers, and the upcoming Christmas sack giveaway.

Hawkins Unit – Sr. Chaplain Unknown Treasure and CRA Lois Hansberry hosted a family game night on October 23. A total of 63 inmates participated in the event which included snacks, music and games.

Maximum Security Unit – Chaplain Tommy Bourgeois spoke at two Gideons pastor appreciation events during the month regarding volunteering and employment with the ADC. On October 3, he spoke to approximately 75 people in Heber

CHAPLAINCY SERVICES, *continued*

Springs and to 29 people in Hot Springs Village on October 27.

On October 29, a PAL program pizza party took place at the unit with 17 students participating. Mentors were presented with a 2nd edition MacArthur Study Bible donated by the Gideons.

McPherson Unit – The Prodigal Daughters choir group, currently consisting of three inmates from the unit, sang at the Little Rock Women’s Conference on October 23.

Tucker Unit – Chaplain William Pearson discussed ADC Chaplaincy Services and ministry needs at Haw Creek Baptist Church in Waldron on October 16, with about 125 people present.

ACCREDITATION

ACA Internal Audits Completed:

- 10/04–10/06 Tucker Unit Reaccreditation (100% on Mandatory Standards/Best Practices and 99.1% on Non-Mandatory Standards/Best Practices)
- 10/10–10/14 Central Office File Review
- 10/17–10/21 North Central Unit File Review
- 10/24–10/26 Ouachita River Correctional Unit File Review
- 10/27 North Central Unit Visit

Classes Taught:

- 10/19 Management Level III
- 10/26 BCOT

Fire/Safety and Sanitation Independent Audits Conducted by the Fire and Sanitation Coordinator:

- 10/27–10/28 North Central Unit

VOLUNTEER SERVICES

A detailed Volunteer Services report that includes all ADC facilities can be viewed on Page 23.

MENTAL HEALTH SERVICES

Reduction of Sexual Victimization Program (RSVP) and Sex Offender Treatment Programs (SOFT):

October 2022	Capacity	Beginning Count	Completed	Removed	Admissions	End Count
RSVP	238	207	0	2	29	234
SOFT	30	3	0	1	1	3
Total	268	210	0	3	30	237

There are 1,146 males on the waiting list for RSVP and eight females on the waiting list for SOFT who are within five years of their TE date. Of those, nine inmates are mandated by the Parole Board.

The average time on the waiting list from request is between one and two months for those stipulated.

*The total on the waiting list, including those not currently within the identified timeframe, is 1,535 males and 11 females. Of these, 1,152 are eligible and 394 are ineligible for the program. There is one PREA inmate in the program at this time.

***Ineligibility is due to being in restrictive housing, having class IV status, or receiving a major disciplinary within the last 60 days.**

Therapeutic Community (TC):

October 2022 Unit	Capacity	Beginning Count	Completed	Removed	Admissions	End Count
Tucker	62	50	9	1	19	59
Wrightsville	50	48	4	0	6	50
Total	112	98	13	1	25	109

There are 687 males and 176 females on the waiting list who are within ten years of their release date. Of those, 15 are mandated by the Parole Board.

The average time on the waiting list from request is 12 days.

*The total on the waiting list, including those not currently within the identified timeframe, is 887 males and 192 females. Of these, 863 are eligible and 216 are ineligible for the program.

***Ineligibility is due to being in restrictive housing, having class IV status, or receiving a major disciplinary within the last 60 days.**

Substance Abuse Treatment Program (SATP):

October 2022 Unit	Capacity	Beginning Count	Completed	Removed	Admissions	End Count
Benton	20	19	4	0	3	18
Cummins	45	45	7	8	13	43
Maximum Security	4	4	0	0	0	4
Randall L. Williams	150	127	15	3	30	139
Wrightsville	100	100	6	9	15	100
Total	319	295	32	20	61	304

There are 2,245 males and 164 females on the waiting list who are within five years of their release date. Of those, 31 are mandated by the Parole Board.

The average time on the waiting list from request is 12 days.

*The total on the waiting list, including those not currently within the identified timeframe, is 2,974 males and 196 females. Of these, 2,409 are eligible and 761 are ineligible for the program.

***Ineligibility is due to being in restrictive housing, having class IV status, or receiving a major disciplinary within the last 60 days.**

MENTAL HEALTH SERVICES, *continued*

PILOT PROGRAM – Substance User Rehabilitation Services (SURS):

October 2022 Unit	Capacity	Beginning Count	Completed	Removed	Admissions	End Count
McPherson	150	137	30	7	29	129
Grimes	50	44	16	3	21	46
Total	200	181	46	10	50	175

Substance Use Intervention Program:

The Substance Use Intervention Program had no admissions and nine discharges for an end-of-month count of 12 in October. This program is housed at the Varner Unit and is for inmates found guilty of a disciplinary violation for drug use or drug possession.

Ouachita River Correctional Unit (ORCU) Residential Program Unit (RPU):

The RPU had five admissions and three discharges in October for an end-of-month count of 123.

McPherson Unit Mental Health Residential Program Unit (RPU):

There was one admission and one discharge in October for an end-of-month count of 40.

Habilitation Program:

The Habilitation Program at the Ouachita River Correctional Unit provided treatment services to 48 inmates in October. There were four admissions and three discharges, which resulted in an end-of-month count of 45.

Anger Management Treatment:

The Anger Management Treatment Program at the Cummins Unit did not provide treatment services to any inmates in October. There were no admissions or discharges, for an end-of-month count of zero.

Suicide:

There were 100 suicidal threats in October. There were 18 attempts, none of which resulted in death.

Staffing:

The following Mental Health Services and Substance Abuse Treatment Program (SATP) positions were vacant in September and October 2022:

Positions	FTEs*	September 2022	October 2022
Psychologists	13	6	6
Psychological Examiners	2	2	2
Social Workers	30	16	16
Licensed Professional Counselors	2	2	2
Rehab Director	1	1	1
Rehab Facility Supervisors	3	2	1
Advisors	64	23	22
Substance Abuse Program Coord.	6	2	2
Substance Abuse Program Leaders	40	10	8
Administrative Specialists	17	4	5
Rehab Program Managers	0	0	0

*FTE refers to authorized Full Time Equivalent positions.

ADDITIONAL MENTAL HEALTH AND MEDICAL INFORMATION

Self-Study Classes:

Classes	Number of Participants	Number Completed	Waiting List
Anger Management	104	104	811
Thinking Errors	130	128	782
Substance Abuse Education	170	156	546
Communication Skills	125	123	789
Domestic Violence	53	52	200
Victims of Domestic Violence	14	14	51
Stress Management	97	97	791
Parenting	85	83	322

ADDITIONAL MENTAL HEALTH AND MEDICAL INFORMATION, *continued*

Outpatient:

There were 2,172 inmates on the mental health medical log at the beginning of October. Mental Health staff conducted the following contacts during the month:

Case Management Contacts	1,818
Requests for Interviews	475
Testing	0
Intakes	641
Unit Requests	1,458
Pre-Lockup Reviews	310
Routine Restrictive Housing Reviews	916
Restrictive Housing Rounds	16,294
PREA Evaluations	18
Routine Follow-up	547
834 Requests	50

County Mental Health Requests:

During October, there were 308 requests received of a mental health nature. Of those, 144 inmates were fast-tracked to ADC.

County Medical Health Requests:

During October, there were 678 requests received of a medical nature. A total of 11 inmates were fast-tracked to ADC.

Medical Contract Reimbursements:

Sanction reimbursements for ADC in September amounted to \$33,300.00.

Deaths:

There were four inmate deaths during the month of October. One was cremated and three were not claimed.

Wellpath:

See attachment for Wellpath's report regarding outside beds and emergency room visits.

Medical Grievances:

In October, there were 108 appeals of medical grievances received and 101 appeals were answered. One was found to be with merit.

SEX OFFENDER ASSESSMENT

Assessments Completed:

Risk Level	October	September 1999 through October 2022
Level 1	0	1,223
Level 2	37	9,088
Level 3	15	7,674
Level 4	1	736
Default 3	8	*
Total	61	18,721

*Default Level 3's are included in the total number of Level 3's to date.

ACIC Numbers:

The total number of sex offenders registered from September 1999 through October 2022:

Compliant	8,734
Delinquent	1,373
Confined	3,489
Out-of-State	4,159
Address Unknown	171
Deported	211
Incapacitated	111
Out of USA	30
Total	18,278

Consistent with current Arkansas law, deceased offenders no longer remain on the registry.

PAWS IN PRISON

October 2022 Unit	Enrolled	Graduated	Foster	Volunteer Hours
Hawkins Unit	7	2	0	0
Maximum Security Unit	10	8	0	2
McPherson Unit	7	0	0	0
North Central Unit	4	2	0	0
Ouachita River Correctional Unit	6	4	1	0
Randall L. Williams Unit	4	1	1	8
Tucker Unit	8	5	2	2
Total	46	22	4	12

PAWS IN PRISON, *continued*

Completed Paws in Prison Training:

October 2022 Program Graduates	22
YTD 2022 Program Graduates	200
Total Graduates Since Inception (December 2011)	2,070
Dogs Currently in Foster (Graduated, but Not Adopted)	4
October 2022 Volunteer Hours	12
YTD Volunteer Hours	106

INFORMATION TECHNOLOGY

INMATE TABLETS – Within the Division of Correction, a total of 10,478 inmate tablets were utilized during October. Of those, 6,869 were base tablets at no cost. A total of 3,609 tablets were leased at \$5 per month and include premium content.

INMATE VIDEO VISITS – Inmates completed 8,632 video visits during the month and missed 262 within the Division of Correction.

CONSTRUCTION/MAINTENANCE

PROJECT UPDATES

SEE CONSTRUCTION BUDGET / STATUS REPORT IN ATTACHMENTS SECTION (PAGES 26-27).

AGENCY HIGHLIGHTS

OCTOBER 2022

PROMOTIONS

Some of the security promotions during the month of October included:

Delta Regional Unit

- Sgt. Ja’Myron Grayson
- Sgt. Whitney Jones

McPherson Unit

- Field Sgt. Hailey Eden
- Lt. Dennis McGinnis III
- Lt. Terra Polston

Maximum Security Unit

- Lt. Benjamin Caple
- Unit Training Supervisor Amanda Hickerson

Pine Bluff Unit

- Lt. Majestic Dismute



Lt. Dennis McGinnis III



Lt. Majestic Dismute

Randall L. Williams Unit

- Capt. Darnneil Johnson

Tucker Unit

- Sgt. J’Quayla McMillion

Varner Unit

- Capt. Lawrence Goodloe
- Sgt. Ruddy McPherson

Wrightsville Unit

- Lt. Kaytlin Derrick
- Food Prep Mgr. Joseph Hayslip
- Sgt. Eddie Jordan
- Lt. Gary Keeth
- Lt. Aaron Rogers



Sgt. Ruddy McPherson



Capt. Lawrence Goodloe

STAFF APPRECIATION

The following were recently recognized for Employee of Month honors:

- Cpl. Bernice Dowd, Hawkins Unit
- Sgt. Melissa Smith, RLW Unit
- Emily Wood - Accreditation Spec., Wrightsville Unit



Cpl. Bernice Dowd



Sgt. Melissa Smith



Emily Wood

Congratulations to Cpl. Venita Lambert, who was presented with a “Caught Ya” Award from the management team of the Wrightsville Complex in October. Superintendent DeAngelo Earl shared, “She does an outstanding job wherever she is assigned to work. She comes in every day ready to make a difference.”

During the month, Cpl. Amber Cotton, Cpl. Mindy Harris and Cpl. Fredrick Coleman were recognized for their efforts in preventing contraband from entering the Cummins Unit.



Cpl. Cotton and Cpl. Harris



Cpl. Venita Lambert



Cpl. Coleman

AGENCY HIGHLIGHTS, *continued***ACA REACCREDITATION AWARDED TO TUCKER UNIT**

On October 6, Warden Todd Ball and the awesome staff at the Tucker Unit earned ACA reaccreditation with scores of 100% on Mandatory Standards/Best Practices and 99.1% on Non-Mandatory Standards/Best Practices. The auditors were impressed with all aspects of the facility, including the passion and dedication of the Team Tucker staff.

EMPLOYEE SERVICE AWARDS HELD AROUND THE STATE IN OCTOBER**ADMINISTRATIVE ANNEX EAST/CENTRAL OFFICE****Admin East**

- Employee of the Year – *Omie Futch*
- Supervisor of the Year – *Shelli Maroney*

Central Office

- Employee of the Year – *Stacey White*
- Supervisor of the Year – *Jada Lawrence-Brown*

CUMMINS UNIT:

- Employee of the Year – *Alisha Fuller*
- Supervisor of the Year – *Gleenover Knight*
- Correctional Officer of the Year – *Cpl. Dennis Goins*
- Correctional Supervisor of the Year – *Lt. Latoya Johnson*
- Warden's Outstanding Service Award – *Felecia Simmons-Nelson, Tabitha Whaley*

DELTA REGIONAL UNIT:

- Employee of the Year – *Earnestine Colburn*
- Supervisor of the Year – *Deputy Warden Brandon Davis*
- Correctional Officer of the Year – *Cpl. Serean McCoy*
- Correctional Supervisor of the Year – *Maj. Percy Arnold*
- Warden's Citation of Excellence Award- *Sgt. Gregory Bailey*

EAST ARKANSAS REGIONAL UNIT:

- Employee of the Year – *Dequincey Smith*
- Supervisor of the Year – *Deputy Warden Chris Johnson*
- Correctional Officer of the Year – *Cpl. Lettie Davenport*
- Correctional Supervisor of the Year – *Lt. Terry Doyle*
- Warden's Spotlight Award – *Lt. Eddie Hamilton*

ESTER UNIT:

- Employee of the Year – *Aquita Jones*
- Supervisor of the Year – *Megan Agee*
- Correctional Officer of the Year – *Cpl. Breeanna Madison*
- Correctional Supervisor of the Year – *Sgt. Sammy L. Caldwell Jr.*
- Warden's Outstanding Service Award – *Rebecca Holstead*

GRIMES UNIT:

- Employee of the Year – *Brody Hubbard*
- Supervisor of the Year – *Deputy Warden John Moss*
- Correctional Officer of the Year – *Cpl. Erin Zuber*
- Correctional Supervisor of the Year – *Lt. Clinton Baker*
- Warden's Outstanding Service Award – *Sgt. Paul Burnside*

MCPHERSON UNIT:

- Employee of the Year – *Patricia Secord*
- Supervisor of the Year Award – *Rhonda Webb*
- Correctional Officer of the Year Award – *Cpl. Rhett Lowe*
- Warden's Outstanding Service Award – *Virginia Robbins, Lee Ann Elliott, Cpl. Sylvialene Pruitt, C.O. Benjamin Rowlett*

PINE BLUFF UNIT:

- Employee of the Year – *Mike Hall*
- Supervisor of the Year – *Deputy Warden Kennie Bolden*
- Correctional Officer of the Year – *Sgt. Ryan Robinson*
- Correctional Supervisor of the Year – *Maj. Mary Cobbs*
- Warden's Outstanding Service Award – *Carmel Steward*

RANDALL L. WILLIAMS UNIT:

- Employee of the Year – *Lee Skinner*
- Supervisor of the Year – *Deputy Warden Adam Clark*
- Correctional Officer of the Year – *Cpl. Chestine Sims*
- Correctional Supervisor of the Year – *Lt. Darnneil D. Johnson*
- Warden's Outstanding Service Award – *Jessica Parent*

VARNER UNIT:

- Warden's Outstanding Service Award – *Kelly Beatty, Lt. Douglas Boultinghouse*

Varner

- Employee of the Year – *Debra Conrad*
- Supervisor of the Year – *Jeff Fowler*
- Correctional Officer of the Year – *Cpl. Lawrence John-Williams*
- Correctional Supervisor of the Year – *Sgt. Donna Walton*

Varner Supermax

- Employee of the Year – *Caitlin Thrower*
- Supervisor of the Year – *Floria Washington*
- Correctional Officer of the Year – *Cpl. Jaquaivious Johnson*
- Correctional Supervisor of the Year – *Lt. Mary Lloyd*

WRIGHTSVILLE COMPLEX:

- Superintendent's Outstanding Service Award – *Kejuania Grayson*

Wrightsville

- Employee of the Year – *Emily Wood*
- Supervisor of the Year – *Lynette James*
- Correctional Officer of the Year – *Cpl. Roshunda Wiley*
- Correctional Supervisor of the Year – *Capt. Ivory McDaniel*

Hawkins

- Employee of the Year – *Connie Cook*
- Supervisor of the Year – *Deputy Warden Linda Dykes*
- Correctional Officer of the Year – *Cpl. Jordan Boyd*
- Correctional Supervisor of the Year – *Lt. Kapri Robinson*

AGENCY HIGHLIGHTS, *continued*



CUMMINS FARM RECOGNIZED BY ARKANSAS DEPARTMENT OF AGRICULTURE

On October 3, the Cummins Farm was recognized as an Arkansas Century Farm along with 35 other farms in the state. The Arkansas Century Farm Program is administered by the Arkansas Department of Agriculture. The program recognizes Arkansas's rich agricultural heritage and honors those who have owned and farmed the same land for at least 100 years.

AACET DONATES PLAYGROUND TO OUACHITA RIVER EMPLOYEES

During the month, Arkansas Association of Correctional Employees Trust (AACET) provided playground equipment to be enjoyed by children of the staff at the Ouachita River Correctional Unit.



We are grateful to AACET not only for this gift, but for everything they do to support corrections professionals.

TRCC INMATES CERTIFIED AS FORKLIFT OPERATORS

Beginning in 2020, the Department of Corrections began a partnership with the University of Arkansas Hope/Texarkana to conduct a forklift operator training course. It has proven to be a great success by helping with reentry efforts by removing employment barriers. As of October, 17 inmates from Texarkana Regional Correctional Center have become certified forklift operators. Additionally, 23 residents from Southwest Arkansas Community Correction Center have earned the certification as well.

ADC DISPLAYS COMMUNITY PRIDE IN LOCAL PARADES

The Division of Correction showed community spirit by taking part in recent local parades. Not only did the Cummins and Varner field crews ride in the Lincoln County Fair Parade, but Cummins Superintendent Gary Musselwhite led the parade handing out candy to the crowd. The Training Academy, along with Cummins, Maximum Security and Tucker units, took part in the University of Arkansas at Pine Bluff's Homecoming parade on October 8. Staff from the Training Academy and Maximum Security and Tucker units also made an appearance in the England High School Homecoming parade on October 21.



FARRIER SCHOOL HELD

The Cummins Unit hosted a Farrier School for offenders in October, where they learned how to properly shoe horses as well as the basics on caring for hooves.



AGENCY HIGHLIGHTS, *continued*

BREAST CANCER AWARENESS OBSERVED IN OCTOBER

For the first time, the Wrightsville Complex held a 3-mile walk for breast cancer awareness on October 22. The event was organized by Deputy Warden Linda Louis and had good support from the citizens of Wrightsville,



including Mayor Allen C. Loring.

Additionally, staff from the ADC Medical Department "went pink" one day in October to show support for the cause.



REGIONAL MAINTENANCE PROJECT HIGHLIGHTS
OCTOBER 2022

Brush and Litter Cleanup - Camp Couchdale

Ouachita River Regional Maintenance – October 3:




City Ditch Cleanup (Star City)

Varner Regional Maintenance 1 – October 10:



City Brush and Litter Cleanup (Hot Springs)

Ouachita River Regional Maintenance – October 18:



Cleanup of 19th Canal (Varner)

Varner Regional Maintenance – October 20:



2022 INFORMAL GRIEVANCE REPORT

Month	BENTON	HAWK/M	HAWK/F	WRTS	EARU & MX	GRIMES	RLW	MCWR	MCPH	MSU	NCU	PBU	NWA	TU	TRCC	VSMX	VU	CU & CMU	ORCU	Ester	DRU	TOTAL
JAN	3	18	36	92	227	198	42	0	262	122	100	58	0	55	1	436	40	172	135	46	159	2,202
FEB	1	8	37	54	188	166	15	0	375	111	111	54	0	43	1	309	43	112	130	38	125	1,921
MAR	1	35	32	105	197	184	31	0	326	90	67	66	0	48	5	434	45	96	88	30	149	2,029
APR	0	15	25	72	207	176	18	0	285	95	86	46	0	68	0	487	33	143	139	25	98	2,018
MAY	0	7	17	40	209	187	39	0	283	75	91	34	0	41	1	343	31	87	138	34	83	1,740
JUN	0	10	24	65	244	246	46	0	300	54	87	76	0	49	0	317	35	129	94	40	116	1,932
JUL	0	1	36	69	197	235	20	2	217	54	66	48	0	63	0	258	23	142	97	35	119	1,682
AUG	0	9	15	60	146	272	25	0	264	82	59	56	0	48	1	345	38	164	148	45	126	1,903
SEPT	1	3	16	50	183	249	21	0	266	62	76	56	1	47	7	333	31	125	108	26	96	1,757
OCT	0	34	27	30	154	230	16	2	241	105	82	43	0	49	4	405	36	143	144	25	137	1,907
NOV	0	0	0	0	0	0	0	0	0	0	0	0	0	0	0	0	0	0	0	0	0	0
DEC	0	0	0	0	0	0	0	0	0	0	0	0	0	0	0	0	0	0	0	0	0	0
TOTAL	6	140	265	637	1,952	2,143	273	4	2,819	850	825	537	1	511	20	3,667	355	1,313	1,221	344	1,208	19,091

2022 FORMAL GRIEVANCE REPORT

Month	BENTON	HAWK/M	HAWK/F	WRTS	EARU & MX	GRIMES	RLW	MCWR	MCPH	MSU	NCU	PBU	NWA	TU	TRCC	VSMX	VU	CU & CMU	ORCU	Ester	DRU	TOTAL
JAN	2	4	14	42	310	103	33	0	115	136	61	29	0	49	0	193	12	134	83	23	87	1,430
FEB	0	1	13	32	244	98	11	0	126	132	58	54	0	27	1	177	25	90	66	22	75	1,252
MAR	0	11	10	35	208	122	31	0	139	135	40	33	0	46	1	204	19	66	75	12	68	1,255
APR	0	3	11	38	287	98	15	0	114	105	44	13	0	37	0	243	17	82	81	6	62	1,256
MAY	0	1	7	25	288	100	22	0	113	97	59	21	0	34	0	183	13	73	82	15	48	1,181
JUN	0	5	12	33	353	156	25	0	150	80	45	24	0	28	0	161	24	103	64	15	67	1,345
JUL	0	2	19	26	270	153	13	0	117	66	47	24	0	35	0	145	13	108	70	14	51	1,173
AUG	0	8	15	28	256	145	5	0	120	98	37	30	0	29	1	200	22	131	86	20	62	1,293
SEPT	2	6	14	28	307	138	9	0	135	99	54	35	0	27	2	221	24	97	76	11	54	1,339
OCT	0	13	10	12	246	144	10	0	119	119	37	22	0	27	0	169	29	117	61	7	68	1,210
NOV	0	0	0	0	0	0	0	0	0	0	0	0	0	0	0	0	0	0	0	0	0	0
DEC	0	0	0	0	0	0	0	0	0	0	0	0	0	0	0	0	0	0	0	0	0	0
TOTAL	4	54	125	299	2,769	1,257	174	0	1,248	1,067	482	285	0	339	5	1,896	198	1,001	744	145	642	12,734

Report includes Pine Bluff Reentry (PBR), Pine Bluff Unit (PBU) and Pine Bluff Work Release (PBW).

INMATE INSTITUTIONAL GRIEVANCE APPEAL REPORT – OCTOBER 2022

	Acknowledged	Rejected	Processed W/O Merit	Processed W/ Merit
Benton Unit	0	0	0	0
Benton Work Release	0	0	0	0
Cummins Unit	13	3	0	0
Cummins Modular Unit	0	0	9	0
Delta Regional Unit	18	0	15	0
East Arkansas Regional Unit	6	3	5	0
East Arkansas Regional Max Unit	75	25	48	1
Ester Unit	0	1	0	0
Grimes Unit	31	20	21	0
Maximum Security Unit	25	15	24	0
Tucker Reentry	0	0	0	0
McPherson Unit	19	6	15	1
McPherson Mental Health Residential Program Unit	5	0	7	0
Mississippi County Work Release Center	0	0	0	0
Northwest Arkansas Work Release Center	0	0	0	0
North Central Unit	8	1	10	0
Ouachita River Correctional Unit	17	3	27	0
ORCU Hospital	0	0	0	0
ORCU New Commitment	0	0	0	0
ORCU Mental Health Residential Program Unit	0	0	0	0
Pine Bluff Unit	7	4	5	0
Pine Bluff Reentry	0	0	0	0
Randall L. Williams Correctional Facility	0	2	2	0
Texarkana Regional Correctional Center	11	0	0	0
Tucker Unit	4	1	3	0
Varner Super Max	111	18	71	0
Varner Unit	9	1	4	0
Wrightsville Unit	8	2	3	0
Hawkins Center	5	3	3	0
Hawkins for Males	0	0	0	0
Hawkins SPU	0	0	0	0
Total	372	108	272	2

ADMISSIONS AND RELEASES – OCTOBER 2022

<u>Admissions</u>	<u>Male</u>	<u>Female</u>	<u>Total</u>
Asian	3	0	3
Black	146	16	162
Hispanic	27	0	27
Native American Indian	0	0	0
Native Hawaiian or Pacific Isl.	0	0	0
White	275	61	336
Other	2	0	2
Unknown	0	0	0
Total	453	77	530

<u>Releases</u>	<u>Male</u>	<u>Female</u>	<u>Total</u>
Asian	1	0	1
Black	103	10	113
Hispanic	6	0	6
Native American Indian	2	0	2
Native Hawaiian or Pacific Isl.	1	0	1
White	204	43	247
Other	1	0	1
Unknown	0	0	0
Total	318	53	371

ADC INMATE POPULATION GROWTH 2000-2028 - OCTOBER 2022

Updated 10/31/2022

Mo.	2000	2001	2002	2003	2004	2005	2006	2007	2008	2009	2010	2011	2012	2013	2014	2015	2016	2017	2018	2019	2020	2021	2022
Jan.	11,984	11,908	12,402	13,015	13,105	13,595	13,481	13,839	14,518	14,796	15,334	16,312	15,134	14,815	17,481	18,142	17,785	17,824	18,201	17,958	17,989	16,119	17,154
Feb.	12,169	12,022	12,529	13,054	13,166	13,783	13,633	14,012	14,603	14,883	15,374	16,209	14,990	15,008	17,438	18,082	17,625	17,608	17,998	17,846	18,181	16,120	17,077
March	12,006	12,033	12,299	13,108	13,088	13,418	13,534	13,772	14,580	14,843	15,290	16,095	14,964	14,665	17,395	18,233	17,573	17,666	18,089	17,898	17,860	16,085	16,992
April	12,069	12,167	12,465	13,213	13,323	13,469	13,554	13,851	14,769	14,937	15,570	16,172	15,124	14,850	17,604	18,703	17,815	17,798	18,227	17,977	17,331	16,250	17,059
May	12,109	12,384	12,558	13,463	13,556	13,528	13,711	14,146	14,880	15,146	15,694	16,062	15,132	15,074	17,593	18,693	17,769	17,652	17,945	17,817	16,694	16,476	17,229
June	12,005	12,108	12,439	13,418	13,389	13,251	13,430	13,915	14,700	15,025	15,564	15,554	14,832	14,825	17,340	18,813	17,973	17,963	17,972	17,942	16,552	16,560	17,129
July	12,030	12,190	12,622	13,509	13,528	13,286	13,560	14,082	14,868	15,195	15,807	15,519	14,879	15,379	17,522	18,870	18,130	18,180	18,005	18,002	16,511	16,638	17,109
August	12,087	12,371	12,815	13,565	13,632	13,419	13,646	14,224	15,100	15,385	15,829	15,240	14,675	16,103	17,549	18,806	17,919	18,051	17,751	18,090	16,367	16,655	17,274
September	11,983	12,289	12,774	13,341	13,516	13,237	13,652	14,217	14,850	15,285	16,025	15,172	14,724	16,412	17,605	18,549	18,026	18,179	17,865	17,856	16,215	16,698	17,432
October	12,119	12,348	12,942	13,341	13,584	13,363	13,775	14,349	14,836	15,381	16,311	15,271	14,856	16,993	17,880	18,430	18,127	18,348	17,943	17,947	16,311	16,821	17,480
November	12,094	12,408	13,162	13,408	13,706	13,587	13,913	14,437	15,025	15,340	16,460	15,205	14,625	17,168	17,848	17,981	17,573	17,973	17,666	18,060	16,165	16,982	
December	11,856	12,333	12,845	13,106	13,470	13,338	13,728	14,315	14,716	15,199	16,204	15,062	14,654	17,235	17,874	17,707	17,537	18,078	17,799	17,759	16,094	17,023	
Net Ann. Inc.	29	477	512	261	364	-132	390	587	401	483	1,005	-1,142	-408	2,581	639	-167	-170	541	-279	-40	-1,665	929	457
Avg. Mo. Inc.	2	40	43	22	30	-11	33	49	33	40	84	-95	-34	215	53	-14	-14	45	-23	-3	-139	77	46

Population is total jurisdictional count at end of each month. Population at end of month December 1999 was 11,827.

Average monthly population increased for past fifteen years 2007 - 2021 is 18

Average monthly population increased for past ten years Jan. 2012 - Dec 2021 is 16

Average monthly population decreased for past five years 2017 - 2021 is -9

Projected at Growth of 18 per Month

Mo.	2008	2009	2010	2011	2012	2013	2014	2015	2016	2017	2018	2019	2020	2021	2022	2023	2024	2025	2026	2027	2028
	Actual	Actual	Actual	Actual	Actual	Actual	Actual	Actual	Actual	Actual	Actual	Actual	Actual	Actual	Actual/Proj	Proj.	Proj.	Proj.	Proj.	Proj.	Proj.
January	14,518	14,796	15,334	16,312	15,134	14,815	17,481	18,142	17,785	17,824	18,201	17,958	17,989	16,119	17,154	17,534	17,750	17,966	18,182	18,398	18,614
February	14,603	14,883	15,374	16,209	14,990	15,008	17,438	18,082	17,625	17,608	17,998	17,846	18,181	16,120	17,077	17,552	17,768	17,984	18,200	18,416	18,632
March	14,580	14,843	15,290	16,095	14,964	14,665	17,395	18,233	17,573	17,666	18,089	17,898	17,860	16,085	16,992	17,570	17,786	18,002	18,218	18,434	18,650
April	14,769	14,937	15,570	16,172	15,124	14,850	17,604	18,703	17,815	17,798	18,227	17,977	17,331	16,250	17,059	17,588	17,804	18,020	18,236	18,452	18,668
May	14,880	15,146	15,694	16,062	15,132	15,074	17,593	18,693	17,769	17,652	17,945	17,817	16,694	16,476	17,229	17,606	17,822	18,038	18,254	18,470	18,686
June	14,700	15,025	15,564	15,554	14,832	14,825	17,340	18,813	17,973	17,963	17,972	17,942	16,552	16,560	17,129	17,624	17,840	18,056	18,272	18,488	18,704
July	14,868	15,195	15,807	15,519	14,879	15,379	17,522	18,870	18,130	18,180	18,005	18,002	16,511	16,638	17,109	17,642	17,858	18,074	18,290	18,506	18,722
August	15,100	15,385	15,829	15,240	14,675	16,103	17,549	18,806	17,919	18,051	17,751	18,090	16,367	16,655	17,274	17,660	17,876	18,092	18,308	18,524	18,740
September	14,850	15,285	16,025	15,172	14,724	16,412	17,605	18,549	18,026	18,179	17,865	17,856	16,215	16,698	17,432	17,678	17,894	18,110	18,326	18,542	18,758
October	14,836	15,381	16,311	15,271	14,856	16,993	17,880	18,430	18,127	18,348	17,943	17,947	16,311	16,821	17,480	17,696	17,912	18,128	18,344	18,560	18,776
November	15,025	15,340	16,460	15,205	14,625	17,168	17,848	17,981	17,573	17,973	17,666	18,060	16,165	16,982	17,498	17,714	17,930	18,146	18,362	18,578	18,794
December	14,716	15,199	16,204	15,062	14,654	17,235	17,874	17,707	17,537	18,078	17,799	17,759	16,094	17,023	17,516	17,732	17,948	18,164	18,380	18,596	18,812
Net Ann. Inc.	401	483	1,005	-1,142	-408	2,581	639	-167	-170	541	-279	-40	-1,665	929	493	216	216	216	216	216	216
Ave. Mo. Inc.	33	40	84	-95	-34	215	53	-14	-14	45	-23	-3	-139	77	41	18	18	18	18	18	18

MONTHLY POPULATION AVERAGES - OCTOBER 2022

Unit/Center	10/3	10/4	10/5	10/6	10/7	10/10	10/11	10/12	10/13	10/14	10/17	10/18	10/19	10/20	10/21	10/24	10/25	10/26	10/27	10/28	10/31	AVG
Benton	349	350	352	351	347	347	348	352	355	357	355	356	356	355	354	353	353	359	357	355	353	353
Cummins	1,962	1,961	1,972	1,973	1,972	1,971	1,970	1,969	1,970	1,964	1,964	1,956	1,955	1,966	1,971	1,983	1,982	1,978	1,978	1,973	1,976	1,970
Delta	611	610	609	604	603	616	614	614	614	611	608	607	610	607	617	612	611	607	621	620	617	612
E AR Reg	1,576	1,586	1,583	1,583	1,578	1,579	1,586	1,580	1,578	1,583	1,582	1,578	1,576	1,579	1,588	1,589	1,584	1,578	1,579	1,585	1,587	1,582
Ester	573	571	576	576	575	575	575	578	578	578	578	577	579	576	579	578	578	575	576	576	577	576
Grimes	1,077	1,075	1,074	1,074	1,075	1,075	1,067	1,074	1,075	1,075	1,069	1,075	1,073	1,071	1,070	1,065	1,065	1,075	1,073	1,074	1,074	1,073
Max Sec	568	566	565	568	565	564	565	562	562	561	561	561	561	561	562	562	562	562	562	562	562	563
McPherson	953	954	961	968	968	972	975	978	976	971	970	972	971	974	971	972	972	968	970	974	974	970
MCWRC	146	146	146	146	146	145	146	146	144	148	148	148	150	150	150	148	148	148	145	145	144	147
N Central	825	831	831	818	816	819	819	817	824	824	821	832	833	829	830	830	830	829	827	826	825	826
NWAWRC	100	100	100	100	100	98	100	100	100	100	100	99	97	97	97	99	99	100	100	100	100	99
Ouachita River	1,802	1,794	1,817	1,790	1,808	1,781	1,804	1,768	1,784	1,807	1,801	1,789	1,808	1,779	1,795	1,805	1,825	1,810	1,823	1,813	1,802	1,800
Randall L Williams	527	528	528	523	531	536	535	539	539	538	538	540	544	542	536	533	538	536	540	538	539	536
Pine Bluff	541	540	539	539	539	540	539	539	542	544	544	541	542	542	541	540	540	540	541	546	544	541
PB Reentry	54	54	54	54	54	54	54	54	54	54	54	54	54	54	54	54	54	54	54	54	53	54
TRCC	127	127	126	126	127	127	127	127	127	128	128	128	128	128	128	128	128	128	128	128	128	127
Tucker	603	607	606	612	609	607	603	607	605	610	610	610	609	610	611	615	619	618	620	620	621	611
Vanner	1,607	1,607	1,605	1,604	1,612	1,611	1,619	1,625	1,624	1,620	1,628	1,624	1,623	1,618	1,611	1,616	1,626	1,624	1,624	1,622	1,624	1,618
Wrightsville	844	826	826	836	834	837	838	840	840	841	841	844	846	845	842	851	848	860	860	851	853	843
WR Hawkins-Females	253	249	249	249	249	248	247	247	247	253	253	253	252	252	253	250	250	251	250	248	248	250
WR Hawkins-Males	197	197	197	199	199	198	197	199	199	197	196	196	196	198	198	198	198	197	197	200	199	198
Total ADC	15,295	15,279	15,316	15,293	15,307	15,300	15,328	15,315	15,337	15,364	15,349	15,340	15,363	15,333	15,358	15,381	15,410	15,397	15,425	15,410	15,400	15,349
ALETA	17	17	17	17	17	17	18	18	18	18	18	18	18	18	18	18	18	18	18	18	18	18
Ar State Police	48	52	51	51	51	51	51	55	55	55	55	54	54	54	52	52	52	52	52	53	53	53
Co Jail / M	1,665	1,675	1,645	1,664	1,666	1,694	1,659	1,676	1,642	1,624	1,620	1,634	1,600	1,623	1,615	1,597	1,586	1,612	1,576	1,587	1,605	1,632
Co Jail / F	115	116	113	98	105	103	92	94	96	97	98	94	89	86	95	95	95	92	95	89	91	98
Total Co Jail BK	1,780	1,791	1,758	1,762	1,771	1,797	1,751	1,770	1,738	1,721	1,718	1,728	1,689	1,709	1,710	1,692	1,681	1,704	1,671	1,676	1,696	1,730
309/M	202	199	199	198	198	197	198	199	197	196	195	195	195	195	195	195	195	195	195	194	193	196
309/F	88	88	88	88	88	89	89	89	89	90	90	90	93	93	93	92	92	92	92	92	92	90
Total Act 309	290	287	287	286	286	286	287	288	286	286	285	285	288	288	288	287	287	287	287	286	285	286
Total Non ADC	2,135	2,147	2,113	2,116	2,125	2,151	2,107	2,131	2,097	2,080	2,076	2,085	2,049	2,069	2,068	2,049	2,038	2,061	2,028	2,033	2,052	2,086
Total	17,430	17,426	17,429	17,409	17,432	17,451	17,435	17,446	17,434	17,444	17,425	17,425	17,412	17,402	17,426	17,430	17,448	17,458	17,453	17,443	17,452	17,435

FISCAL YEAR 2023 COUNTY JAIL BACKUP - OCTOBER 2022

DAY		Jul-22		Aug-22		Sep-22		Oct-22
1		1,515		1,551		1,671	*	1,781
2	*	1,515		1,507		1,683	*	1,781
3	*	1,515		1,538	*	1,683		1,780
4		1,528		1,538	*	1,683		1,791
5		1,528		1,573		1,687		1,758
6		1,527	*	1,573		1,686		1,762
7		1,554	*	1,573		1,725		1,771
8		1,551		1,556		1,717	*	1,771
9	*	1,551		1,550		1,742	*	1,771
10	*	1,551		1,548	*	1,742		1,797
11		1,528		1,587	*	1,742		1,751
12		1,538		1,604		1,774		1,770
13		1,522	*	1,604		1,800		1,738
14		1,534	*	1,604		1,771		1,721
15		1,533		1,620		1,768	*	1,721
16	*	1,533		1,638		1,766	*	1,721
17	*	1,533		1,636	*	1,766		1,718
18		1,510		1,665	*	1,766		1,728
19		1,525		1,636		1,802		1,689
20		1,539	*	1,636		1,845		1,709
21		1,541	*	1,636		1,876		1,710
22		1,587		1,669		1,872	*	1,710
23	*	1,587		1,651		1,853	*	1,710
24	*	1,587		1,687	*	1,853		1,692
25		1,574		1,710	*	1,853		1,681
26		1,590		1,690		1,806		1,704
27		1,566	*	1,690		1,800		1,671
28		1,540	*	1,690		1,812		1,676
29		1,525		1,671		1,804	*	1,676
30	*	1,525		1,655		1,781	*	1,676
31	*	1,525		1,652				1,696
Avg Daily Backup		1,541		1,617		1,771		1,730

Notes: Totals do not include 309 Contracts in County Jails (maximum of 336)

County Jail Back-up Average for October 2022 - 1,730

County Jail Back-up Fiscal Year Average as of October 31, 2022 - 1,665

Short-Term Revocation Program Average for October 2022 - 503

STTG UNIT COUNTS – OCTOBER 2022

Unit	Beginning Total	Confirmed	Suspected	In	Out	Paroled	Removed	Ending Total	Total Unit Population	Unit % of STTG's
Benton	105	1	0	9	5	1	0	109	354	30.79%
Cummins	681	1	0	60	46	4	0	692	1,978	34.98%
Delta	210	0	0	25	24	0	0	211	616	34.25%
EARU	664	0	0	106	90	12	0	668	1,587	42.09%
Ester	125	0	0	26	21	12	0	118	577	20.45%
Grimes	371	0	0	18	8	13	0	368	1,074	34.26%
Hawkins	46	0	0	6	2	0	0	50	453	11.04%
Max	282	0	0	12	11	4	0	279	562	49.64%
Mcperson	48	0	0	1	0	2	0	47	974	4.83%
MCWR	45	0	0	3	5	0	0	43	144	29.86%
NCU	266	0	0	12	9	7	0	262	825	31.76%
NWAWR	31	0	0	5	1	0	0	35	100	35.00%
ORCU	371	0	0	107	120	7	0	351	1,575	22.29%
ORCU Intake	64	111	0	0	103	0	0	72	259	27.80%
Pine Bluff	184	0	0	15	51	4	0	174	601	28.95%
RLW	210	1	0	29	17	0	0	217	539	40.26%
TWR	38	0	0	1	1	0	0	38	128	29.69%
Tucker	206	0	0	16	9	5	0	208	618	33.66%
Varner	686	2	0	86	67	0	0	707	1,624	43.53%
Wrightsville	292	0	0	24	5	3	0	308	856	35.98%
Total	4,925	116	0	561	595	74	0	4,957	15,444	32.10%

ORCU Intake brought in 111 new STTG members into ADC last month.

STTG DISCIPLINARY REPORT – OCTOBER 2022

Unit	STTG Incidents	STTG Suspected Incidents	Total Unit Disciplinary	Disciplinary Involving STTG	Percentage
Benton	0	0	8	3	37.50%
Cummins	0	0	308	160	51.95%
Delta	0	0	141	77	54.61%
EARU	0	0	199	111	55.78%
Easter	0	0	18	7	38.89%
Grimes	2	0	193	89	46.11%
Hawkins	0	0	36	2	5.56%
Max	0	0	63	34	53.97%
Mcperson	0	0	66	6	9.09%
MCWR	0	0	8	1	12.50%
NCU	2	0	91	43	47.25%
NWAWR	0	0	1	0	0.00%
ORCU	0	0	108	58	53.70%
ORCU Intake	0	0	12	3	25.00%
Pine Bluff	0	0	36	15	41.67%
RLW	1	0	135	73	54.07%
TWR	0	0	1	1	100.00%
Tucker	0	0	99	47	47.47%
Varner	0	0	167	84	50.30%
Wrightsville	0	0	109	56	51.38%
Total	5	0	1,799	870	48.36%

STTG COUNTS BY STTG SET – OCTOBER 2022

STTG Set	Benton	Cummins	Delta	EARU	Ester	Grimes	Hawkins	Max	Mcperson	MCWR	NCU	NWAWR	ORCU	Intake	PB	RLW	TWR	Tucker	Varner	Wrightsville	Total
Asian	1	1	0	1	0	0	0	0	0	0	1	0	2	0	0	1	0	1	1	0	9
Bloods	23	149	28	130	20	70	5	59	3	5	37	9	61	7	29	39	9	31	156	55	925
Crips	11	76	23	83	17	39	9	38	5	8	15	5	40	6	19	23	1	17	104	41	580
Folk	2	65	11	53	6	33	2	37	9	0	16	7	100	24	10	8	9	15	65	20	492
GD	22	155	54	177	21	82	10	66	0	16	45	0	17	6	44	47	6	59	142	58	1,027
Mexican	5	23	7	19	3	13	2	8	1	2	6	1	6	5	5	9	0	8	22	15	160
Motorcycle	0	5	0	2	0	0	0	1	1	0	2	1	1	0	1	0	0	1	1	2	18
Other	4	8	16	23	8	9	3	5	3	1	13	3	13	2	10	16	2	6	15	8	168
People	1	34	6	22	2	21	1	18	4	0	11	1	7	5	7	9	1	9	25	11	195
Unknown	2	21	4	8	0	1	0	1	5	0	3	1	0	0	0	1	1	2	3	10	63
W/S	22	67	27	48	20	45	6	6	16	6	53	2	83	6	34	32	7	25	75	36	616
AB	0	11	2	5	3	4	1	1	0	0	5	2	2	1	0	3	0	4	18	5	67
AC	0	8	5	13	3	6	0	4	0	0	7	1	0	2	3	3	0	3	12	5	75
NAE	6	37	13	40	10	20	2	15	0	1	16	1	7	3	1	9	0	11	30	18	240
WAR	10	32	15	44	5	25	9	20	0	4	32	1	12	5	11	17	2	16	38	24	322
Total	109	692	211	668	118	368	50	279	47	43	262	35	351	72	174	217	38	208	707	308	4,957

Key:

GD = Gangster Disciples

W/S = White Supremacist

NAE = New Aryan Empire

WAR = White Aryan Resistance

AC = Aryan Circle

AB = Aryan Brotherhood

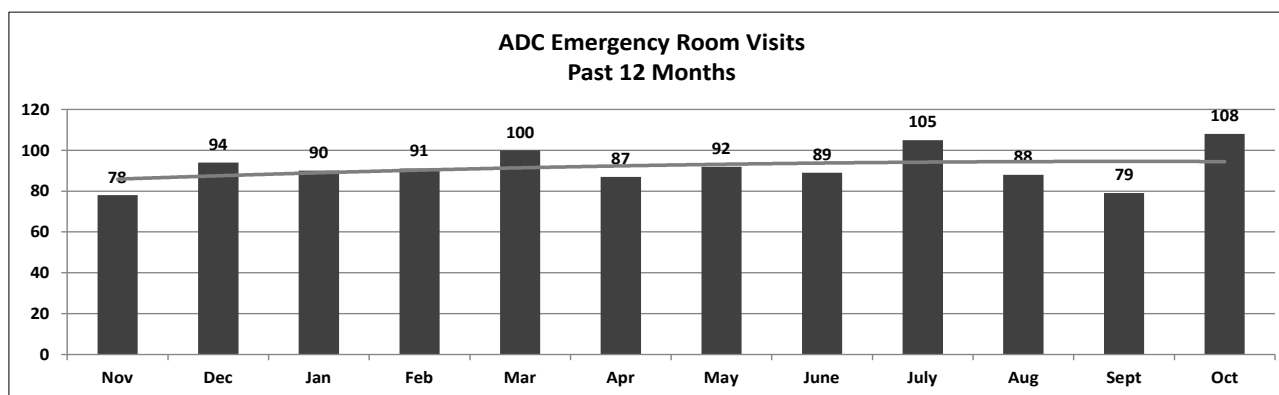
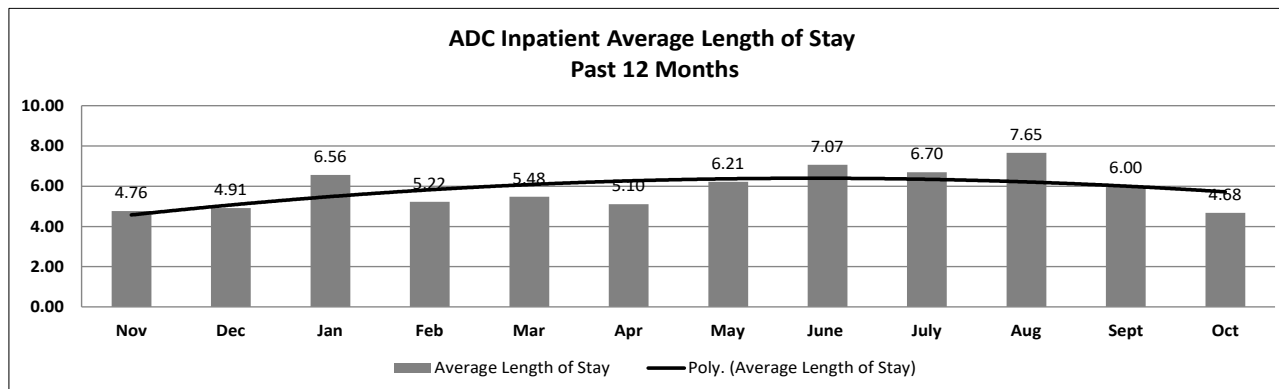
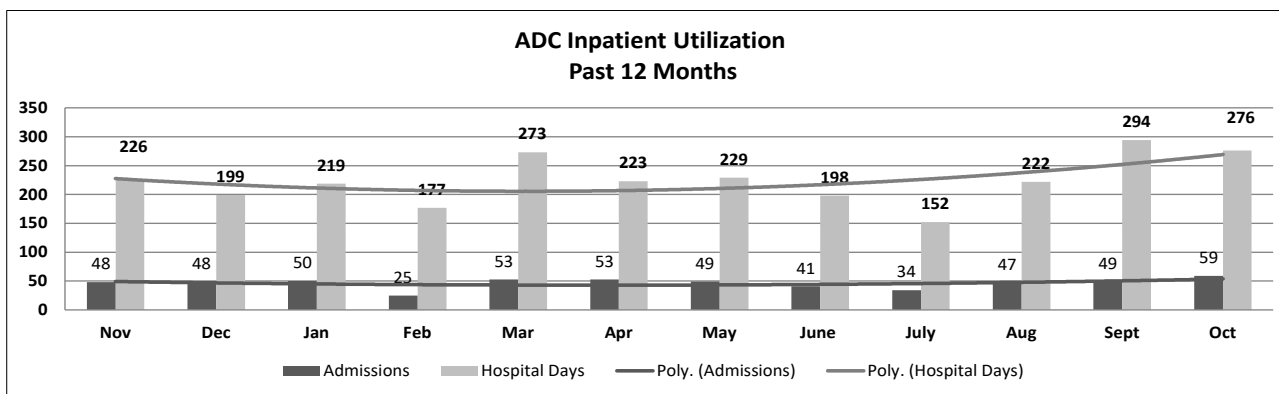
ADC INPATIENT AND EMERGENCY ROOM UTILIZATION

ADC Inpatient Statistics Past 12 Months

	2021		2022										Average
	Nov	Dec	Jan	Feb	Mar	Apr	May	June	July	Aug	Sept	Oct	
Admissions	48	48	50	25	53	53	49	41	34	47	49	59	46.3
Hospital Days	226	199	219	177	273	223	229	198	152	222	294	276	224.0
Average Length of Stay	4.76	4.91	6.56	5.22	5.48	5.10	6.21	7.07	6.70	7.65	6.00	4.68	4.83

ADC ER Visits Past 12 Months

	2021		2022										Average
	Nov	Dec	Jan	Feb	Mar	Apr	May	June	July	Aug	Sept	Oct	
Emergency Room Visits	78	94	90	91	100	87	92	89	105	88	79	108	91.8



MEDICAL GRIEVANCE BOARD REPORT – OCTOBER 2022

Unit	Acknowledged/ Received	Rejected	Reviewed & Signed by Dep Director	With Merit	With Merit, but Resolved	% With Merit	Without Merit
Benton	0	0	0	0	0	0	0
CMU	0	0	0	0	0	0	0
Cummins	15	1	10	0	0	0	10
Delta	3	0	2	0	0	0	2
EARU	10	5	4	0	0	0	4
EARU Max	16	0	20	0	0	0	20
Ester	1	1	1	0	0	0	1
Grimes	11	1	9	0	0	0	9
Hawkins	0	0	0	0	0	0	0
McPherson	12	4	4	0	0	0	4
MCWRC	0	0	0	0	0	0	0
MSU	6	5	3	0	0	0	3
North Central	1	0	3	1	0	33%	2
NWAWRC	0	0	0	0	0	0	0
Ouachita	7	2	7	0	0	0	7
Pine Bluff	5	0	4	0	0	0	4
Randall L. Williams	1	0	0	0	0	0	0
SNN	1	0	0	0	0	0	0
TRCC	0	0	0	0	0	0	0
Tucker	4	0	7	0	0	0	7
Varner	6	1	7	0	0	0	7
Varner Super Max	7	1	19	0	0	0	19
WRU	1	1	1	0	0	0	1
WHM	1	0	0	0	0	0	0
WWR	0	0	0	0	0	0	0
Total	108	22	101	1	0	1%	100

CHAPLAINCY

Month: October Year: 2022	CUMMINS	DELTA REGIONAL	EAST ARKANSAS	EAST ARKANSAS MAX	ESTER	GRIMES	HAWKINS	MAXIMUM	MCPHERSON	NORTH CENTRAL	OUACHITA RIVER	PINE BLUFF	RANDALL L. WILLIAMS	TUCKER	VARNER	VARNER MAX	WRIGHTSVILLE	TOTAL
Services Chaplains Oversaw																		
Christian																		
Population	9	6	1	0	4	2	1	4	4	14	11	2	3	3	13	0	2	79
Segregation	0	0	0	0	0	0	0	4	0	0	0	0	0	0	0	0	0	4
Muslim																		
Population	1	4	3	0	4	4	0	5	4	4	4	0	1	0	4	0	11	49
Segregation	0	0	0	0	0	0	0	5	0	0	0	0	0	0	0	0	0	5
137																		
Volunteers in Charge																		
Protestant	9	0	5	0	9	3	12	12	0	0	2	11	5	23	0	0	8	99
Catholic	0	0	0	0	0	0	0	0	0	2	3	1	0	0	0	0	0	6
Muslim	1	0	1	0	0	0	1	0	0	0	0	0	4	1	0	0	0	8
Other	0	6	3	0	1	4	0	0	2	0	5	0	0	0	0	0	0	21
Baptism	3	0	0	0	0	0	10	0	0	0	0	0	0	5	0	0	0	18
Marriages																		
	0	0	0	0	0	0	0	0	0	0	0	0	0	0	0	0	0	0
Distributed by Chaplains																		
Greeting Cards	46	10	0	0	40	34	0	43	728	26	70	35	13	122	9	207	19	1,402
Bibles, Quran, Torah, Etc.	213	7	13	23	20	19	29	12	53	55	225	11	9	183	11	23	30	936
Study Course	0	0	12	16	15	4	18	0	56	0	35	25	2	31	0	0	0	214
Writing Supplies	0	0	0	0	0	106	50	34	93	0	500	3	0	66	0	0	0	852
Literature	1,455	0	672	442	216	150	250	25	148	942	350	137	59	800	536	303	290	6,775
Chaplain's Visits																		
Barracks	36	12	8	0	16	79	12	26	26	65	44	20	22	116	36	42	24	584
Approximate Hours Spent in Barracks	39	33	6	0	8	21	1	5	13	17	22	5	16	29	30	30	13	288
Inmate Office visits	33	89	38	0	42	118	67	8	134	75	51	15	13	210	46	0	15	954
Other Office visits	16	17	6	2	12	18	7	5	12	20	52	5	9	44	62	10	10	307
Hospital	0	0	0	0	0	0	0	0	0	0	6	0	0	0	0	0	0	6
Infirmity/Sick Call	7	2	1	0	3	8	5	10	10	5	5	0	1	2	2	3	3	67
Restrictive/Punitive Housing	6	5	0	7	1	5	5	10	13	4	11	3	3	19	18	18	3	131
PC - DRU		3																3
Visitation Days	0	0	0	0	0	0	0	0	0	0	0	0	0	0	0	0	0	0
Volunteer Visits																		
RCV	0	0	0	0	0	0	0	0	0	0	2	8	0	0	0	0	0	10
OCV	16	3	2	0	7	0	0	0	20	16	29	0	6	19	3	0	0	121
Spiritual Advisor	0	0	0	0	0	0	0	20	0	0	0	0	0	0	0	0	0	20
CRA	45	6	50	8	11	55	55	0	48	13	41	10	17	99	67	2	22	549
Religious Volunteer Hours																		
Volunteer Hours	60	18	114	16	86	227	55	71	320	394	509	40	47	214	73	3	48	2,295
Denominational/Volunteer Chaplain Hours	15	1	4	0	110	17	65	167	64	235	38	83	0	23	8	0	37	867
3,162																		
Other Activities of Chaplain																		
Counseled Employees	3	5	5	0	8	3	6	50	18	8	31	2	4	9	135	0	5	292
Orientation Sessions	3	0	0	0	1	0	0	1	0	0	0	0	0	0	0	0	0	5
Free World Devotions	0	3	1	0	4	9	0	0	2	0	0	0	0	3	20	0	0	42
Spoke in Churches	4	10	3	0	4	2	0	2	0	0	0	1	0	5	20	0	0	51
Crisis Intervention Sessions	17	3	0	0	0	3	2	21	7	17	0	9	13	5	2	13	112	
Marriage Counseling	0	0	0	0	0	0	0	0	0	0	0	0	0	0	0	0	0	0
Denominational Meeting	0	1	0	0	1	2	0	0	0	0	0	1	0	0	0	0	0	5
Chaplain's Meeting	0	0	1	0	1	1	1	0	1	1	1	0	1	1	1	0	0	10
Volunteer Training Session	0	0	0	0	0	1	0	0	0	0	1	0	0	0	0	0	0	2
Chaplain Transfers																		
	0	0	0	0	0	0	0	0	0	0	0	0	0	0	0	0	0	0
Chaplain Promotions																		
	0	0	0	0	0	0	0	0	0	0	0	0	0	0	0	0	0	0
PAL PROGRAM																		
Enrolled at start of month	59	21	49	0	56	50	16	16	54	59	35	0	0	56	48	0	29	548
Enrolled during the month	9	3	1	0	1	2	6	2	14	4	6	0	0	3	7	0	3	61
Removed From PAL Program																		
# Paroled	1	0	0	0	1	2	0	0	5	0	1	0	0	2	0	0	1	13
# Completed	4	0	0	0	0	0	0	0	2	1	4	0	0	4	4	0	0	19
# Withdrew	0	0	0	0	0	3	0	1	1	2	0	0	0	0	1	0	0	8
# Removed	2	0	0	0	0	2	2	0	0	0	0	0	0	1	1	0	1	9
# Transferred	1	0	0	0	0	1	0	0	6	0	3	0	0	0	0	0	0	11
Total Removed from PAL Program	8	0	0	0	1	8	2	1	14	3	8	0	0	7	6	0	2	60
Total Enrolled at the End of the Month	60	24	50	0	56	44	20	17	54	60	33	0	0	52	49	0	30	549
Volunteers In PAL																		
	15	1	7	0	6	8	13	6	40	9	3	0	0	7	2	0	5	122
Special Events:																		
	2	0	1	0	0	0	1	3	1	0	0	0	0	1	0	0	0	9

VOLUNTEER SERVICES

Month: October Year: 2022	BENTON UNIT	CUMMINS	DELTA REGIONAL	EAST ARKANSAS	EAST ARK. MAX	ESTER	GRIMES	HAWKINS	MCPHERSON	MCWR	NWAWRC	NORTH CENTRAL	OUACHITA	PINE BLUFF	RLW	TRCC	TUCKER	TUCKER MAX	VARNER	VARNER MAX	WRIGHTSVILLE	TOTAL
CHAPLAINCY HOURS																						
VOLUNTEERS IN CHARGE	13	13	6	9	0	10	7	23	2	5	1	2	10	12	9	0	29	12	0	0	8	171
VOLUNTEER VISITS	32	61	9	52	8	11	62	55	68	13	1	29	72	18	23	0	118	20	70	2	22	746
RELIGIOUS VOLUNTEER HOURS	96	75	19	118	16	196	244	120	384	13	0	629	547	123	47	0	237	238	81	3	85	3,271
SPECIAL EVENTS	12	2	0	1	0	0	0	1	1	0	0	0	0	0	0	0	1	3	0	0	0	21
TOTAL																					4,209	

PALS PROGRAM																						
VOLUNTEER HOURS	0	15	1	7	0	6	8	13	40	0	0	9	3	0	0	0	7	6	2	0	5	122

THINK LEGACY																						
VOLUNTEER HOURS	0	6	2	9	0	0	0	0	6	0	0	4	6	0	0	0	7	0	0	0	0	40

WAGE																						
VOLUNTEER HOURS	0	0	0	0	0	0	0	0	0	0	0	0	0	0	0	0	0	0	0	0	0	0

OTHER

Program Name	Total # of Hours Volunteered
Paws in Prison	12
Inside Out Program	0
Veterans Program	0
Release Program	2
Behavioral Program	2
Dance 2B Free	2
Lactation Program	0
Yoga	24
TOTAL	42

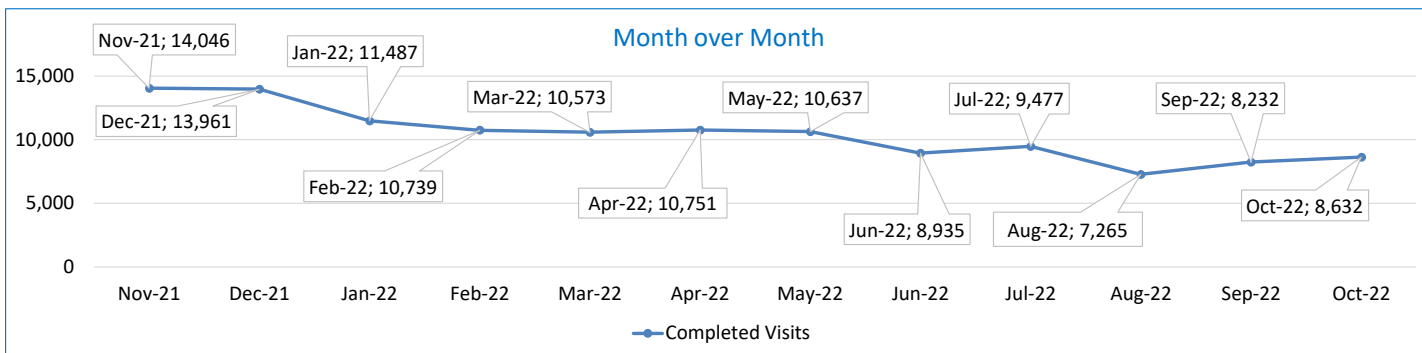
SECURUS VIDEO VISITATION REPORT OCTOBER 2022

AR-DOC SVV Activity Tracker

Total ADP 15,528

Total Visits by Month	Nov-21	Dec-21	Jan-22	Feb-22	Mar-22	Apr-22	May-22	Jun-22	Jul-22	Aug-22	Sep-22	Oct-22
Total (Includes SuperMax)	14,046	13,961	11,487	10,739	10,573	10,751	10,637	8,935	9,477	7,265	8,232	8,632
Target Objective	15,587	15,587	15,587	15,587	15,587	15,587	15,587	15,587	15,587	15,587	15,587	15,587

Anywhere Visitation Performance:



Completed Visits

Site	Current Month	Previous Month
Benton	160	150
Cummins	793	717
Delta Regional	356	345
East Arkansas Regional	983	900
Ester	376	363
Grimes	670	687
J. Aaron Hawkins Sr.	561	549
Tucker Max	341	364
McPherson	483	445
Mississippi County WRC	61	89
North Central	648	559
NW Arkansas WRC	113	108
Ouachita River	876	821
Pine Bluff Complex	364	304
Randall L. Williams	133	149
State Police Barracks	83	63
Texarkana Regional	55	54
Tucker Unit	241	208
Varner	909	901
Wrightsville Unit	410	445
Pine Bluff Reentry	16	11
Tucker Reentry	0	0
Total:	8,632	8,232

Missed by Inmate

Site	Current Month	Previous Month
Benton	16	6
Cummins	20	18
Delta Regional	8	8
East Arkansas Regional	22	8
Ester	5	10
Grimes	21	8
J. Aaron Hawkins Sr.	25	6
Tucker Max	14	10
McPherson	16	14
Mississippi County WRC	8	4
North Central	9	54
NW Arkansas WRC	4	1
Ouachita River	16	11
Pine Bluff Complex	6	9
Randall L. Williams	3	4
State Police Barracks	7	8
Texarkana Regional	7	1
Tucker Unit	5	6
Varner	21	24
Wrightsville Unit	28	6
Pine Bluff Reentry	1	2
Tucker Reentry	0	0
Total:	262	218

**SECURUS TABLET REPORT
OCTOBER 2022**

Facility Name	Personal Tablets (All)	\$0	\$5	Community / Inventory	Officer	Total	New Subscriptions
Benton Unit	350	120	230	108	8	466	0
Cummins Unit	1,327	939	388	779	14	2,120	74
Delta Regional Unit	433	273	160	97	15	545	46
East Arkansas Regional Unit	898	606	292	540	10	1,448	90
Ester Unit	523	360	163	252	20	795	57
Grimes Unit	702	502	200	404	14	1,120	21
J. Aaron Hawkins Sr. Center For Women	410	263	147	172	19	601	12
McPherson Unit	725	479	246	363	17	1,105	98
Mississippi County Work Release Center	144	39	105	76	9	229	1
North Central Unit	600	381	219	117	10	727	60
Northwest Arkansas Work Release Center	100	30	70	18	8	126	1
Ouachita River Correctional Unit	916	623	293	1,082	14	2,012	53
Pine Bluff Reentry Center	53	12	41	26	0	79	0
Pine Bluff Unit	453	288	165	145	9	607	38
Randall L. Williams Facility	371	241	130	110	15	496	90
State Police Barracks	52	38	14	10	3	65	0
Texarkana Regional Correctional Center	127	43	84	48	10	185	0
Tucker Maximum Security Unit	246	168	78	325	14	585	20
Tucker Reentry Center	0	0	0	45	2	47	0
Tucker Unit	491	346	145	235	10	736	39
Varner Unit	898	656	242	669	21	1,588	81
Wrightsville Unit	659	462	197	355	9	1,023	62
TOTAL	10,478	6,869	3,609	5,976	251	16,705	843

CONSTRUCTION BUDGET / STATUS REPORT - NOVEMBER 4, 2022 — [Page 1 of 2]

Fund	Project Description	Approved Budget	Actual Budget Spent	Available Budget	\$ % Complete	Construction % Complete	Notes
700483A	EARU Max Rec Expanded Metal Rec Yard	879,000	824,257	54,743	94%	65%	Construction of the Rec Pens at EARU began on 1/03/2022. We are making great progress with this project. The funds spent on this project is reflective of the engineering fees, material and construction of the panels. 24 pens are complete and delivered to the unit for use.
700483A	Tucker Max Expanded Metal Rec Yard	1,800,000	1,139,825	660,175	63%	25%	DBA Approved to proceed. We are constructing the panels on-site. Material list has been ordered and delivered. The funds spent on this project is reflective of the engineering fees and the material needed to construct the rec pen panels.
700483A	Cummins Expanded Metal Rec Yard	368,617	52,292	316,325	14%	10%	Plans on hold, will modify for exp. Metal. Funds spent on this project is reflective of engineering fees spent against this portion of the overall project.
KBR4Q95	Bullpens	851,999	388,676	463,323	46%	45%	Varner & EARU complete. Installation underway at Max. Locks delivered. Working on bullpens now.
KBR4Q95	13 & 15 Barracks Door Revisions	174,000	155,756	18,244	90%	80%	All doors and locks installed in 13 Barracks. 15 barracks has been remeasured for quality assurance and we are fabricating the revisions at this time at Central Maintenance. Reworking 5 doors at a time for renovation.
7004828	Entegrity Energy Improvements Phase 2 at Tucker and Max	18,603,150	17,779,555	823,595	96%	95%	Lighting, plumbing and water are complete at the Max and Tucker Unit. HVAC is finishing up at the Max. There are several other items to be replaced at Tucker and Phase II will be complete.
KBSHW18	Tucker Water Treatment	1,093,848	153,956	939,892	14%	0%	The original blueprints has been completed and approved. The detail drawings are complete. Submittals has been presented to DBA for final approval. Awaiting notice to proceed. The funds spent on this project is reflective of engineering and design fees.
KBSFW18	Max Armory	100,000	67,089	15,578	84%	55%	We have our notice to proceed from DBA. Work has started on this project. Plumbing line and foudation work complete. Slab poured and the block walls are 100% complete. The blocks will be filled on 10/7. Funds spent on this project is reflective of material pre-purchased prior to the start of construction.
KBR4Q95			17,332.64				
7004810	Administrative East Roof Replacement	2,153,257	1,146,070	1,007,188	53%	92%	The funds spent is reflective of engineering fees and materials. RLW was completed on 9/11/22. Once that phase is complete they will move to the upper section to begin the TPO roof. Admin East is 90% complete with new TPO roof and metal deck replacement. Crews are all working at RLW on the TPO tapered roof plan.
7004810	Central Warehouse Roof Replacement	424,000	27,372	396,628	6%	0%	
7004810	RLW Roof Replacement	2,722,743	1,235,144	1,487,599	45%	25%	
865C	NCU Perimeter Security	600,000	20,625	542,766	10%	45%	We have received the notice to proceed from DBA. The pre-con meeting was made on June 22nd to assess mobilization and start date for the project. In person sites visits are complete. All of the boring is complete and we are laying the conduit for fiber runs for the cameras. The funds spent is reflective of on-call design fees.
7004820			30,334				
KBR4Q95			6,275				
N98	Max Re-Entry Generator Project	135,000	16,635	118,365	12%	10%	Plans submitted to DBA. We have received our notice to proceed on this project. Funds spent are reflective of engineering fees and site work at location.
KBR4Q95	NCU Generator	202,000	20,081	181,919	10%	10%	DBA Approved. Generator has arrived. Funds spent on this project is on-call design fees and material needed once generator is received.
7004820	Tucker 10 Barracks Sidewalk	70,259	33,197	37,062	47%	93%	Sidewalk is complete. This project has several additional elements added that will better secure movement through the compound. The difference in funds spent and construction complete is due to use of on-site material identified after the budget was approved. Camera installation and door control wiring being ran as well.
7004820	Lethal Fence Control for Cummins, Varner SuperMax, Tucker Max, & EARU	1,090,000	473,089	616,911	43%	5%	Project has cleared DBA. The project has been awarded to Tri-State. Notice to proceed has been issued. Pre-con meeting was held on August 4, 2022. ETA on start of this project November 14, 2022. Material and part delays has driven the delay on project. Funds spent on this project is reflective of design fees and payment for equipment to vendor.



CONSTRUCTION BUDGET / STATUS REPORT - NOVEMBER 4, 2022 — [Page 2 of 2]

Fund	Project Description	Approved Budget	Actual Budget Spent	Available Budget	\$ % Complete	Construction % Complete	Notes
Telephone Projects							
Maintenance & Operations	Fire Alarm Upgrades (All Units)	41,000	4,448	36,552	11%	10%	on-going
	Stainless Steel - Kitchen/Shower/Restrooms - All Units	20,000	0	20,000	0%	0%	continual need
	Gates and Fences all units	25,000	8,236	16,764	33%	32%	on-going
	ACA Maintenance	100,000	14,932	85,068	15%	15%	Working with Wrightsville, Benton and Tucker with FY23 ACA.
	ADA Projects - All Units	10,000	0	10,000	0%	0%	Working with Varner for the sports field sidewalk.
	Fast Top Floor Systems (kitchen/laundry/showers all units)	25,000	0	25,000	0%	0%	on-going
	Camera Equipment - All Units	320,000	68,125	251,875	21%	20%	cameras as requested/approved.
	Lock/Riot Gates - All Units	90,500	44,095	46,405	49%	46%	on-going.
	HVAC Units-All Units	70,000	21,181	48,819	30%	28%	repairing & replacing daily.
Subtotal	\$ 701,500	\$ 161,017	\$ 540,483				
Capital Projects FY22 Carry Forward	Metal Ceilings	25,000	0	25,000	0%	0%	Wrightsville showers are underway.
	ORCU Gravel Pit Operations	35,000	0	35,000	0%	0%	on-going.
	Dog Kennel/Horse Stable Malvern	58,000	14,785	43,215	25%	50%	Dog kennel is complete and delivered. Site work has started on horse barn and work on that project will begin as soon as the site is ready for construction. Difference in % complete and construction complete is the use of existing material on Dog Kennel. Laying out the Horse barn design for construction to begin.
	Emergency Generator - All Units	130,000	0	130,000	0%	0%	Cummins East Bldg generator ordered awaiting delivery. No ETA from vendor.
	Delta Perimeter Video Surveillance	622,000	31,606	590,394	5%	2%	We have received the notice to proceed from DBA. All boring and digging equipment and is currently being moved to the Delta Unit for their install. Boring should begin at Delta the week of November 4th. The funds spent is reflective of on-call design fees.
	Roof Repairs-Cummins	130,700	0	130,700	0%	0%	Need repairs at Delta, Varner, Tucker Max and Tucker. Working through repairs with vendor. We have also assessed Lee County Jail and Mississippi County Work Release. Office of State Procurement secured a State contract to purchase roofing materials. Work will begin at Varner on 10/10/22.
	Roof Repairs-Cummins Laundry		0				
	Construction/Maintenance		0				
	Roof Repairs-Delta		0				
	Roof Repairs-East Arkansas		0				
	Roof Repairs-Max		0				
	Roof Repair-McPherson		0				
	Roof Repair - NCU		0				
	Roof Repair - RLW		0				
Roof Repairs-Tucker	0						
Roof Repairs-Varner	0						
Roof Repairs-Wrightsville	0						
Subtotal	\$ 1,000,700		\$ 46,391				
New Projects	Additional Metal Fab	10,000	0	10,000	0%	0%	The fuel island portion of this project is 90% complete. We have some additional concrete that needs to be applied to the apron and it will be 100% complete. Addressing the Central Warehouse drive/parking lot now.
	PB Warehouse Drive Replacement	158,000	56,873	101,127	36%	49%	
	Subtotal	\$ 168,000	\$ 56,873	111,127			
	Architect Fees	30,000	29,583	418	99%		
Total	\$ 1,900,200	\$ 293,863	\$ 1,606,337				

Notes Report has not been reconciled against Accountings Reconciled Reports. Tolerance/Deviation is with in 1% of Projected Spending.