



DIVISION OF COMMUNITY CORRECTION BOARD REPORT

September 2022

Jerry Bradshaw
Director



FROM THE DIRECTOR: AGENT PROMOTIONS

Six Parole/Probation Officers were recently promoted to Agent — Randall Friberg—Area 5, Shaniqua Hoof—Area 11, Brandon Laster—Area 3, Synitrious Rose—Area 4, Lasandra Sanders—Area 11 and Mallory York—HQ/Reentry.



Agent Friberg



Agent Hoof



Agent Laster



Agent Rose



Agent Sanders



Agent York

PAROLE/PROBATION AREA HIGHLIGHTS:

AREA 1

Ten staff members from Area 1 Parole and Probation took part in a large-scale, Sex Offender Compliance Operation in Benton County on August 23-25. Agents with the U.S. Marshals Service Unit in conjunction with the Benton County Prosecuting Attorney's office led the operation, which was conducted by a multijurisdictional team that also included staff from area police departments from Bella Vista, Cave Springs, Centerton, Decatur, Gentry, Gravette, Pea Ridge, Rogers, Siloam Springs, Springdale and Sulphur Springs, as well as the Benton County Sheriff's Department and the Federal Bureau of Investigation.

On August 23, teams from the participating agencies began conducting early morning consent searches at each registered sex offender's residence. The home visits ensured proper verification as required by Arkansas state law as well as to enhance community safety endeavors. Targets included about 500 registered sex offenders in Benton County with an emphasis on moderate-to high-risk sex offenders.

During the operation, Agents conducted digital on-scene forensic triages of multiple computers, cellular phones, digital storage data devices and tablets. Agents confiscated 26 cellular devices and eight firearms. A total of 44 people were arrested during the operation and charged with various offenses, including firearm possession, drug possession and failure to comply with registration requirements.

AREA HIGHLIGHTS, continued:

Multiple federal and state investigations are being opened as a result of this operation.

As a follow up later in the month, ACC staff conducted compliance checks on sex offenders who were not contacted during the operation due to time constraints. Of those who were verified, an 89% compliance rate was reported. Additionally, ACC staff located 27 of the 51 sexual offenders listed as delinquent with the Arkansas Crime Information Center (ACIC), with notifications made. Sex Offender Services Area Manager Jennifer Dean Jordan contacted the local law enforcement agencies within the jurisdictions of the delinquent offenders to ensure warrants are issued for Failure to Comply, as applicable.



AREA 3

Area Manager Tiffany Jackson participated in the Human Trafficking Special Victims Methodology training course. Held at the North Little Rock Justice Center, this was the first time for the class to be offered in Arkansas.


AREA 4

Area 4 Parole and Probation Agents Ashley Stuart and Kristy Gardner participated in the Car-Mart Community Appreciation Event in Jonesboro on August 20. The Agents assisted with teaching children about gun safety at the Jonesboro Fraternal Order of Police Lodge #8 inflatable Shooting Education Range. During the event, approximately 80 children were provided with a list of gun safety rules and got to shoot BB guns inside the inflatable range.




AREA 5

During August, ACC and the Division of Workforce Services collaborated to provide employment assistance in Logan County. CPPS Paula Cox and Workforce Specialist Brian Hedrick assisted with resumes, interview skills and navigating employment sites on the internet.

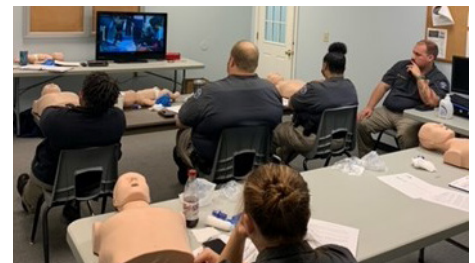


Community service workers in Mena helped clean up the city in preparation for the annual Queen Wilhelmina Rod Run held on August 26.



AREA 6

On August 3, Officers Heike McKinney and Evan Thomas served as instructors for a CPR class for Area 6 Officers held at the Conway Office.



AREA 8

Congratulations to Violet White of the Intensive Supervision Parole and Probation team for being selected by her peers as Employee of the Month for August. A couple of the reasons her co-workers gave for selecting Ms. White included her willingness to always help out and demonstrating leadership on her team.

AREA 9

During August, a large-scale multijurisdictional team of law enforcement agents conducted a Sex Offender Compliance Operation in Crittenden County over a period of three days. The operation was organized and conducted at the request of State Prosecuting Attorney Keith L. Chrestman. Agents with the Division of Community Correction's Sex Offender Services Unit led the operation, which consisted of agents from nearly a dozen agencies, including: Arkansas Fusion Center, Arkansas Attorney General's Office Cyber Crimes Unit, ACC Special Response Team and Probation and Parole Areas 4 and 9, Arkansas National Guard, Crittenden County Sheriff's Office, Human Trafficking Training Center, Jonesboro Police Department Internet Crimes Against Children Unit, Marion Police Department, National Child Protection Task Force, Second Judicial District Drug Task Force, West Memphis Police Department (including the West Memphis Violent Crimes Suppression Unit) and the U.S. Marshals Service.

On August 8, comprehensive law enforcement teams from the participating agencies began conducting early morning consent searches



at each registered sex offender's residence. The visits ensured proper verification as required by Arkansas state law and enhanced community safety endeavors. Targets included 214 registered sex offenders in Crittenden County with an emphasis on those determined to be moderate to high-risk.

During the operation, Agents conducted digital on-scene forensic triages of more than 35 computers, cellular phones, digital storage data devices and tablets. Additionally, Agents confiscated at least ten cellular devices, five computers, and six USB storage devices and executed multiple search warrants for unregistered social media accounts.

Agents arrested 14 people during the operation. Those arrested were charged with various offenses, including possession of child sexual material, firearm possession,


drug possession, and failure to comply with registration requirements. One person – a level 3 sex offender – was arrested for residing within 2,000 feet of a school.

AREA 10

On August 15, Parole and Probation Officers Jennifer Starkey and Mendy Johns spoke to the Think Legacy class at the Ouachita River Correctional Unit.




With great sorrow, Area 10 staff mourn the loss of Assistant Area Manager Sidra Porchia from the Camden Parole/Probation Office. Ms. Porchia passed away on August 22 and was well respected by her peers. She will be forever missed by all who knew her.



PAROLE/PROBATION HOME VISITS:

On August 25, Area 4 Parole and Probation Agents Bryan Hook, Ashley Stuart, Cameron Sailor and Michael Hopkins conducted a home visit in Jonesboro, with assistance from the Jonesboro Police Department. The effort led to the seizure of 19 firearms, 64.19 grams of methamphetamine, drug paraphernalia and a bullet proof vest. An active supervision parolee and another individual who was present at the residence during the time of the search were both arrested and charged with multiple felonies.



HOME VISITS, continued:

In early August, **Area 8** ISP officers received information that an offender was staying at a Little Rock hotel. Upon arrival, officers made contact with a female who was noticeably pregnant and under the influence. The offender was not present, but his belongings were in the room. A search was conducted, and officers recovered a baggie of marijuana, scales, baggies, MDMA pills and an unknown white powdery substance. Further checking revealed that the female was wanted for escape out of Washington state. The female was transported to the Pulaski County Jail on her warrant and charged with Possession of Controlled Substances Schedule I, II with Intent, Possession of Controlled Substances Schedule VI with Intent, Maintaining a Drug Premises, Unauthorized Use of Property to Facilitate Crime, Possession of Drug Paraphernalia and Distribution of Controlled Substances Near Certain Facilities. Warrants will be issued for the offender for the same offenses.



Area 10 Agents Vanessa Townsend and Richard Perry conducted a home visit on an offender, where they discovered guns and drug paraphernalia.



During the month, **Area 11** Agents Dustin Parker and Brooke Williams requested the assistance of ISP Agent Doug Johnson and Officer Anthony Spadoni in an attempt to bring a probation and parole absconder back under supervision. The Agents went to the offender's previous listed address in Pine Bluff, where he answered the door. Agents found a set of digital scales with a small baggie of white powdery substance (believed to be fentanyl), a pill bottle with a green leafy substance (suspected of being marijuana) and two Narcan kits. The drug task force was contacted and further searching revealed more drugs and paraphernalia. During the



home search, it was noted that the offender became glassy eyed and had trouble staying awake. He admitted to using what was on the digital scales, which was fentanyl, and an ambulance was dispatched to the scene. The offender stated to paramedics that he had consumed "some bars" (Xanax), hydrocodone, oxycodone/oxycotin and fentanyl. He was transported to Jefferson Regional Medical Center and Agents advised that he was to report to the Pine Bluff office immediately upon his release from the hospital. In all, 10.2 grams of marijuana, 12.3 grams of cocaine, 26.4 grams of crack cocaine, 2.5 grams of heroin, nine hydrocodone pills, three alazopram pills, 22 klonopine pills and 15 oxycontin pills were found in the residence.



On August 17, **Area 11** Agent Dustin Parker and ISP Officer Anthony Spadoni conducted a home visit/compliance check at an offender's residence in Rison. During the check, Agent Parker located a 5.56 MM Diamond Back Firearms AR-15. The Cleveland County Sheriff's Department was called, and a Deputy collected the evidence and transported the offender to the county jail where he was questioned and booked.

**RESIDENTIAL SERVICES:****CENTRAL ARKANSAS COMMUNITY CORRECTION CENTER (CACCC)**

Krystal Neal, an Advisor with CACCC, presented a lecture on parenting during a Treatment Supervisor's meeting held at Central Office in August.



EAST CENTRAL ARKANSAS COMMUNITY CORRECTION CENTER (ECACCC)

Congratulations to Nancy Stanberry, who was promoted to Deputy Warden at ECACCC in August. She holds a master's degree in Rehabilitation Counseling and a bachelor's of science degree in Psychology. She began her career with Arkansas Community Correction as



a Probation Officer in 1996, where she served Greene, Clay, Benton, and Washington counties. She advanced to the position of Substance Abuse Program Leader when ACC implemented SAPLs in the field offices in 2000. Mrs. Stanberry was the first person to take and pass the Advanced Certified Alcohol and Drug Counselor Exam in the state of Arkansas. She became the Treatment Supervisor in Fayetteville and helped open the Northwest Arkansas Community Correction Center. She has been a Program Specialist with ECACCC since March 2019. With her consistency in being a leader, dedicated employee, and welcoming persona, we're sure she will continue to excel in her new role.

ACA Manager LaQuinnia Dyson and Warden Tameka Coleman welcomed members of the West Memphis Fire Department before the annual fire inspection and tour of ECACCC.



Warden Tameka Coleman presented Lieutenant Juliet Jackson with an appreciation plaque during her going away party. Lt. Jackson transferred to the Central Arkansas Community Correction Center.



NORTHWEST ARKANSAS COMMUNITY CORRECTION CENTER (NWACCC)

In August, residents at NWACCC created a memorial collage in tribute to International Overdose Awareness Day and staff members wore purple to promote awareness.



OMEGA SUPERVISION SANCTION CENTER

During August, a Police and Peers Conference was held in Hot Springs. It focused on the relationship between peer recovery specialists and police officers and what is needed in the community. A large group of staff members from the Omega Center took part.

SOUTHWEST ARKANSAS COMMUNITY CORRECTION CENTER (SWACCC)

The SWACCC Treatment Team celebrated the August retirement of Substance Abuse Program Leader Gale Neal by sharing a meal together.



SWACCC, continued:

Jay Howard was promoted to the position of Substance Abuse Program Leader on August 15 at SWACCC.

TREATMENT:**PROGRAM SUMMARY**

1,616 probationers and parolees were served in the general Substance Use Disorder Treatment programs. Another 1,492 participants were served in the Drug Court Treatment programs, bringing the total served to 3,108.

A total of 679 residents have agreed to participate in Medication-Assisted Treatment (MAT) since the program started in July 2018. As of July, a total of 375 were discharged with follow up in progress in the community and 100 have completed the program.

Partnerships are in effect with 75 community providers to continue MAT upon release from an ACC center. The grant ends on September 30, 2022. The State Opioids Response (SOR) III grant application has been submitted to the Division of Aging Adult and Behavioral Health Services (DAABHS) for the third cycle of the grant that will continue the MAT program from October 2022 if awarded.

An Intensive Case Management pilot program in the North Little Rock Parole/Probation Office (Area 8) began in September 2021 and currently has four active participants. Activities in August included three referrals to mental health services, two were assisted with housing and three with employment.

In August, the Assistant Treatment Program Manager for the Southeast Treatment Region facilitated Motivational Interviewing training at the PPO Academy at DOC Headquarters.

General Treatment Program Summary

(Non-Drug Court):	Number of Participants
Substance Use Disorder Treatment	1,081
Case Management	112
Continuing Care	322
Domestic Violence Prevention	17
Life Skills	97
Tobacco Use Treatment	5

TREATMENT PROGRAM HIGHLIGHTS

Some August Treatment Program highlights included:

Area 2:

- A Berryville Drug Court graduate returned as guest speaker and discussed *Graduating Drug Court* and *Life After Drug Court*. She emphasized the importance of continuing recovery community engagement that includes AA/NA participation. Also in Berryville, a representative of the North Arkansas Community College gave a presentation on True Colors and guided participants on the understanding of self and behaviors.
- A Substance Abuse Program Leader in Mountain Home volunteered to facilitate a three-hour substance use disorder treatment class at the North Central Unit, and in a separate event, led a candlelight vigil in acknowledgment of International Overdose Awareness Day.
- Mountain View Drug Court participants received commendation from other agencies and merchants at the Stone County Health and Education Fair for their assistance with the set up and activities at the event. The fair provided school supplies and health/education needs to school age and the elderly in the community.

Area 3:

- Treatment staff in Batesville visited New Hope Refuge at the facility's invitation and toured the program as part of community networking. The faith-based program for women is located in Bethesda.

TREATMENT, continued:

- A Substance Abuse Program Leader in Clinton invited a guest speaker from Ozark Opportunity Center to speak with program participants. Topics included rent, childcare, utility, medical, and other low income family assistance. The presenter provided application forms and the overall response was well received.

Area 6:

- The Assistant Treatment Program Manager and Medication Assisted Treatment (MAT) Coordinator hosted AFMC on their grant required site visit review of the MAT Program. ATPM also attended the local community Recovery Connections meeting, and conducted a training on Drug Court roles and responsibilities with program staff.

REENTRY PROGRAM:**REENTRY FACILITIES:**

As of August 31, ACC had six licensed Reentry Facilities with 222 total residents in Phases I-IV of the Reentry program. Since the program began, a total of 2,664 individuals have successfully completed and graduated from the program. There were 28 reentry graduates during the month.

In August, 33 new residents were transferred into the Reentry program, 18 residents started the Career Readiness Certificate program and 17 residents completed the program. A total of 25 Reentry Facility residents received their drivers license, 21 received an ID card, 19 received their Social Security card and 11 received birth certificates.

REENTRY OFFICERS:

In August, 163 residents were reported to be employed and 18 residents were reported to be ineligible for employment at this time. Reentry Officers reported four education referrals that resulted in education enrollment.

Reentry Officers conducted 161 Reentry Facility office visits, 134 Phase IV office visits, 26 Phase IV home visits and 50 pre-parole plan verifications. Reentry Officers made 22 community contacts within

their assigned area during the month and conducted 57 office visits in their area.

TRANSITIONAL HOUSING:

There are 18 licensed vendor facilities with 549 beds (418 ACC-funded) within the facilities.

Within the transitional facilities, there are 355 residents who have obtained full-time employment.

In August, two residents reported enrollment in GED classes and there are 330 Transitional Housing facility residents who reported having previously received their GED or high school diploma.

During the month, there were 52 registered sex offenders living in transitional facilities.

A total of 26 residents received their drivers license, 120 received an ID card, 124 received their Social Security card and 24 received birth certificates.

A total of 64 residents graduated from the Transitional Housing program, 48 absconded and 20 were dismissed.

VOLUNTEER PROGRAM:

In August, there were 788.05 volunteer hours reported from Transitional Housing and Reentry Facilities.

EMPLOYMENT:

During the month, 518 residents reported to have full-time employment within the Reentry and Transitional Housing Facilities.

ARKANSAS WORKS:

During the month, there was a total of 183 individuals screened for the Arkansas Works program. A total of 716 applications were received and 602 enrolled in a "Qualified Health Plan" as reported by the Eaton Agency. In January 2022–August 2022, Qualified Health Plans enrolled 37,834.

SUPPLEMENTAL REPORTS

MEDICATION-ASSISTED TREATMENT PROGRAM (MAT) REPORT - AUGUST 2022

MAT Participants

Locations:		MAT Start Dates	Active Program Participants	New Clients in the Program this Month	Dropped Out	Total Active Participants
CACCC - Little Rock		Sep-19	15	0	0	13
EACCC - West Memphis		Jul-18	28	17	0	40
NEACCC - Osceola		Dec-21	14	1	1	12
NWACCC - Fayetteville		Sep-19	5	1	1	4
OTVCCC - Malvern		Jul-18	**ended July 2021		0	0
SWACCC - Texarkana		Jul-18	11	0	0	8
Probation / Parole		2018	77	9	7	79
Medically Withdrawn		Closed Unsuccessful		Successful Completion		Total Active
66		139		100		156
			Total # of Participants Since Program Began			660

Clinical Activities

Action	Jan-22	Feb-22	Mar-22	Apr-22	May-22	Jun-22
Assessments Completed in units	3	5	25	22	9	10
# of Clients Educated in units	298	292	518	463	425	450
# of Clients Released to Supervision	6	6	9	6	15	12
Pre-Release Interviews Completed	6	6	9	9	21	15

Clinical Activities

Action	Jul-22	Aug-22	Sep-22	Oct-22	Nov-22	Dec-22
# of Assessments Completed in units	6	19				
# of Clients Educated in units	451	377				
# of Clients Released to Supervision	8	9				
Pre-Release Interviews Completed	10	13				

PAROLE/PROBATION FEE COLLECTIONS AND WAIVERS - AUGUST 2022 — [Page 1 of 2]

	Aug-21	Sep-21	Oct-21	Nov-21	Dec-21	Jan-22	Feb-22	Mar-22	Apr-22	May-22	Jun-22	Jul-22	Aug-22
Area 1 - Fayetteville													
Fees Possible	152,775	154,070	152,775	153,650	155,365	154,980	156,415	158,865	160,580	162,645	161,665	161,385	161,210
Fees Collected	135,376	138,815	138,069	143,046	145,917	141,751	147,678	174,308	150,044	121,160	147,363	143,051	159,516
% Collected	89%	90%	90%	93%	94%	91%	94%	110%	93%	74%	91%	89%	99%
% Paying Offenders	54%	55%	56%	57%	57%	57%	56%	60%	56%	43%	53%	51%	56%
% Employed	88%	89%	89%	89%	89%	89%	89%	89%	89%	88%	88%	89%	89%
Fees Converted	2,090	1,517	1,394	2,198	1,725	2,952	1,961	4,919	3,880	2,939	6,446	3,396	2,987
% Converted	1%	1%	1%	1%	1%	2%	1%	3%	2%	2%	4%	2%	2%
Fees Waived	2,450	2,485	2,520	2,870	2,485	2,660	2,695	3,010	2,870	2,730	2,660	2,905	3,080
% Waived	2%	2%	2%	2%	2%	2%	2%	2%	2%	2%	2%	2%	2%
Area 2 - Mountain Home													
Fees Possible	69,720	70,700	69,965	70,525	70,245	69,720	68,565	69,475	70,000	70,770	69,790	70,315	70,490
Fees Collected	63,666	70,033	70,258	66,693	63,599	65,721	69,550	76,699	67,924	59,826	70,237	64,500	71,664
% Collected	91%	99%	100%	95%	91%	94%	101%	110%	97%	85%	101%	92%	102%
% Paying Offenders	59%	60%	62%	61%	59%	61%	62%	65%	61%	52%	58%	56%	60%
% Employed	87%	86%	87%	88%	88%	88%	88%	88%	89%	89%	90%	90%	89%
Fees Converted	-	143	528	-	72	105	362	355	242	336	1,114	756	215
% Converted	0%	0%	1%	0%	0%	0%	1%	1%	0%	0%	2%	1%	0%
Fees Waived	420	455	455	315	385	315	455	700	455	595	490	665	560
% Waived	1%	1%	1%	0%	1%	0%	1%	1%	1%	1%	1%	1%	1%
Area 3 - Searcy													
Fees Possible	114,450	115,150	114,275	116,130	115,360	115,185	114,870	112,770	113,540	114,870	114,415	114,275	113,925
Fees Collected	101,506	100,668	106,446	106,091	108,718	107,212	107,555	125,895	103,473	86,954	109,922	106,257	112,820
% Collected	89%	87%	93%	91%	94%	93%	94%	112%	91%	76%	96%	93%	99%
% Paying Offenders	56%	55%	58%	56%	57%	57%	56%	61%	55%	46%	55%	54%	57%
% Employed	81%	81%	81%	81%	81%	80%	81%	81%	81%	81%	81%	81%	80%
Fees Converted	792	1,857	2,148	1,505	1,396	1,234	1,551	1,425	1,585	1,870	2,173	2,563	4,031
% Converted	1%	2%	2%	1%	1%	1%	1%	1%	1%	2%	2%	2%	4%
Fees Waived	3,745	3,430	3,430	3,185	3,290	3,570	3,780	3,185	3,150	2,905	2,835	3,045	2,905
% Waived	3%	3%	3%	3%	3%	3%	3%	3%	3%	3%	2%	3%	3%
Area 4 - Jonesboro													
Fees Possible	101,255	100,625	101,115	102,445	102,830	101,395	99,960	99,050	99,960	102,200	103,425	101,920	101,465
Fees Collected	87,470	93,408	88,200	84,125	89,568	86,875	91,183	106,199	83,072	77,588	88,104	80,584	90,824
% Collected	86%	93%	87%	82%	87%	86%	91%	107%	83%	76%	85%	79%	90%
% Paying Offenders	51%	55%	52%	51%	51%	53%	53%	58%	50%	44%	48%	47%	51%
% Employed	80%	80%	80%	81%	80%	80%	80%	80%	80%	81%	82%	82%	82%
Fees Converted	3,729	2,732	3,630	3,193	2,937	3,091	2,030	4,263	3,122	3,328	6,716	2,990	5,610
% Converted	4%	3%	4%	3%	3%	3%	2%	4%	3%	3%	6%	3%	6%
Fees Waived	5,740	5,985	6,475	6,125	6,160	5,915	5,460	5,600	5,180	5,880	5,740	6,020	5,565
% Waived	6%	6%	6%	6%	6%	6%	5%	6%	5%	6%	6%	6%	5%
Area 5 - Fort Smith													
Fees Possible	105,280	106,015	104,475	104,405	104,370	103,320	103,670	103,530	104,335	104,125	102,795	101,535	101,570
Fees Collected	85,685	81,189	91,615	94,634	90,669	89,547	99,171	118,377	95,968	77,880	91,406	84,363	97,906
% Collected	81%	77%	88%	91%	87%	87%	96%	114%	92%	75%	89%	83%	96%
% Paying Offenders	50%	49%	53%	53%	52%	53%	53%	61%	53%	45%	52%	49%	55%
% Employed	79%	80%	80%	80%	80%	81%	81%	81%	82%	82%	82%	82%	83%
Fees Converted	3,358	4,628	6,518	4,685	8,100	8,712	5,983	7,609	6,518	4,208	6,371	4,158	7,067
% Converted	3%	4%	6%	4%	8%	8%	6%	7%	6%	4%	6%	4%	7%
Area 6 - Conway													
Fees Possible	97,195	96,040	95,760	94,325	93,835	93,100	93,905	92,960	92,995	92,855	92,435	91,735	90,825
Fees Collected	77,272	89,768	92,133	89,105	90,168	87,534	86,936	101,933	85,781	82,503	87,266	77,790	88,593
% Collected	80%	93%	96%	94%	96%	94%	93%	110%	92%	89%	94%	85%	98%
% Paying Offenders	51%	56%	57%	58%	60%	58%	56%	62%	56%	51%	57%	52%	57%
% Employed	77%	79%	80%	81%	80%	81%	81%	81%	81%	81%	82%	81%	82%
Fees Converted	1,491	2,030	2,120	1,715	959	932	868	1,205	601	1,239	1,721	1,881	1,970
% Converted	2%	2%	2%	2%	1%	1%	1%	1%	1%	1%	2%	2%	2%
Fees Waived	1,470	1,610	1,610	1,470	1,505	1,785	1,890	1,715	1,855	1,575	1,645	1,645	1,750
% Waived	2%	2%	2%	2%	2%	2%	2%	2%	2%	2%	2%	2%	2%
Area 8 - Little Rock													
Fees Possible	175,105	173,040	171,535	171,150	169,575	167,055	166,775	167,195	168,105	169,260	168,245	169,610	170,135
Fees Collected	149,693	148,423	147,452	149,709	142,796	151,469	155,469	166,874	153,074	124,203	147,958	134,080	151,726
% Collected	85%	86%	86%	87%	84%	91%	93%	100%	91%	73%	88%	79%	89%
% Paying Offenders	50%	50%	50%	51%	49%	51%	51%	54%	51%	42%	49%	45%	50%
% Employed	81%	82%	83%	83%	82%	82%	81%	82%	83%	83%	82%	83%	83%
Fees Converted	418	1,067	88	1,742	715	3,588	1,771	2,599	2,599	2,519	4,334	814	4,466
% Converted	0%	1%	0%	1%	0%	2%	1%	2%	2%	1%	3%	0%	3%
Fees Waived	6,860	6,650	6,335	6,335	6,125	6,055	5,880	5,950	5,845	6,055	5,915	6,055	6,195
% Waived	4%	4%	4%	4%	4%	4%	4%	4%	3%	4%	4%	4%	4%
Area 9 - West Memphis													
Fees Possible	52,570	51,905	51,870	51,835	51,415	50,050	50,260	50,050	50,225	49,455	49,630	50,050	49,350
Fees Collected	45,127	44,940	42,202	44,844	45,406	47,396	43,062	58,849	43,207	39,813	44,303	41,076	44,847
% Collected	86%	87%	81%	87%	88%	95%	86%	118%	86%	81%	89%	82%	91%
% Paying Offenders	51%	54%	51%	54%	53%	56%	51%	62%	51%	46%	51%	47%	52%
% Employed	68%	70%	70%	71%	70%	70%	70%	71%	70%	70%	71%	71%	71%
Fees Converted	1,397	537	814	974	1,051	1,408	2,376	2,222	2,115	3,300	2,277	3,399	1,903
% Converted	3%	1%	2%	2%	2%	3%	5%	4%	4%	7%	5%	7%	4%
Fees Waived	1,785	1,715	1,505	1,260	1,295	1,435	1,470	1,330	1,365	1,190	1,225	1,225	1,190
% Waived	3%	3%	3%	2%	3%	3%	3%	3%	3%	2%	2%	2%	2%



PAROLE/PROBATION FEE COLLECTIONS AND WAIVERS - AUGUST 2022 — [Page 2 of 2]

	Aug-21	Sep-21	Oct-21	Nov-21	Dec-21	Jan-22	Feb-22	Mar-22	Apr-22	May-22	Jun-22	Jul-22	Aug-22
Area 10 - Hot Springs													
Fees Possible	97,160	96,600	98,000	97,720	116,095	116,375	115,640	114,205	115,675	115,290	115,570	115,710	114,800
Fees Collected	87,247	85,714	88,766	86,697	105,250	102,976	108,003	125,566	102,106	87,913	110,099	101,062	103,964
% Collected	90%	89%	91%	89%	91%	88%	93%	110%	88%	76%	95%	87%	91%
% Paying Offenders	56%	56%	57%	55%	56%	55%	56%	62%	55%	47%	54%	52%	54%
% Employed	82%	83%	83%	84%	82%	82%	82%	82%	83%	83%	83%	83%	81%
Fees Converted	1,342	1,997	1,848	2,558	2,255	2,409	429	2,423	2,057	1,254	1,330	2,536	3,075
% Converted	1%	2%	2%	3%	2%	2%	0%	2%	2%	1%	1%	2%	3%
Fees Waived	5,985	5,985	6,370	5,985	6,790	7,035	6,965	7,035	6,895	6,930	6,930	7,140	6,965
% Waived	6%	6%	7%	6%	6%	6%	6%	6%	6%	6%	6%	6%	6%
Area 11 - Pine Bluff													
Fees Possible	76,160	76,020	75,530	75,460	93,485	92,960	92,505	91,770	93,625	93,765	93,345	92,505	92,085
Fees Collected	66,129	72,541	71,992	71,369	85,609	85,572	92,612	108,431	78,421	73,760	86,795	84,579	90,242
% Collected	87%	95%	95%	95%	92%	92%	100%	118%	84%	79%	93%	91%	98%
% Paying Offenders	56%	61%	60%	60%	58%	58%	59%	67%	55%	50%	55%	56%	59%
% Employed	75%	75%	76%	77%	76%	74%	74%	75%	76%	76%	76%	75%	75%
Fees Converted	3,256	2,655	2,351	3,264	4,689	3,249	3,773	3,886	3,299	2,904	3,564	4,318	6,303
% Converted	4%	3%	3%	4%	5%	3%	4%	4%	4%	3%	4%	5%	7%
Area 12 - Texarkana													
Fees Possible	86,310	86,765	88,060	89,145	99,785	98,630	99,470	99,715	99,225	99,295	98,700	98,035	96,880
Fees Collected	75,432	70,603	78,704	72,040	88,616	89,321	98,834	111,689	88,228	78,355	94,556	87,248	91,483
% Collected	87%	81%	89%	81%	88%	90%	99%	111%	88%	79%	96%	89%	94%
% Paying Offenders	53%	51%	54%	51%	54%	55%	57%	60%	53%	47%	52%	51%	55%
% Employed	77%	77%	77%	77%	76%	76%	76%	77%	78%	78%	78%	79%	80%
Fees Converted	4,832	3,821	3,050	3,191	5,535	4,170	2,718	2,442	3,636	3,119	2,706	5,192	4,329
% Converted	6%	4%	3%	4%	6%	4%	3%	2%	4%	3%	3%	5%	4%
Fees Waived	2,135	2,170	1,995	1,820	3,150	2,800	2,800	2,975	2,835	2,555	2,555	2,835	2,625
% Waived	2%	3%	2%	2%	3%	3%	3%	3%	3%	3%	3%	3%	3%
Area 13 - El Dorado													
Fees Possible	50,750	50,365	50,085	49,280	-	-	-	-	-	-	-	-	-
Fees Collected	45,424	45,466	45,054	44,820	-	-	-	-	-	-	-	-	-
% Collected	88%	90%	89%	90%	0%	0%	0%	0%	0%	0%	0%	0%	0%
% Paying Offenders	54%	54%	57%	56%	0%	0%	0%	0%	0%	0%	0%	0%	0%
% Employed	70%	70%	71%	72%	0%	0%	0%	0%	0%	0%	0%	0%	0%
Fees Converted	528	985	989	451	-	-	-	-	-	-	-	-	-
% Converted	1%	2%	2%	1%	0%	0%	0%	0%	0%	0%	0%	0%	0%
Fees Waived	3,395	3,675	3,955	3,745	-	-	-	-	-	-	-	-	-
% Waived	7%	7%	8%	8%	0%	0%	0%	0%	0%	0%	0%	0%	0%
Grand Total													
Fees Possible	1,178,730	1,177,295	1,173,445	1,176,070	1,172,360	1,162,770	1,162,035	1,159,585	1,168,265	1,174,530	1,170,015	1,167,075	1,162,735
Fees Collected	1,020,027	1,041,569	1,060,889	1,053,172	1,056,316	1,055,375	1,100,052	1,274,819	1,051,297	909,954	1,078,009	1,004,589	1,103,585
% Collected	87%	88%	90%	90%	90%	91%	95%	110%	90%	77%	92%	86%	95%
% Paying Offenders	53%	54%	55%	55%	55%	55%	55%	61%	54%	46%	53%	51%	55%
% Employed	80%	81%	81%	82%	81%	81%	81%	81%	82%	82%	82%	82%	82%
Fees Converted	23,232	23,969	25,479	25,475	29,431	31,849	23,820	33,343	29,651	27,014	38,750	32,002	41,954
% Converted	2%	2%	2%	2%	3%	3%	2%	3%	3%	2%	3%	3%	4%
Fees Waived	36,715	36,960	37,590	36,295	36,120	36,505	36,225	36,400	36,085	36,155	35,350	36,890	35,945
% Waived	3%	3%	3%	3%	3%	3%	3%	3%	3%	3%	3%	3%	3%

- Fees Possible:** The amount of supervision fees that can be collected per active/electronic monitoring supervision status of offenders for that month only. Does not include annual, pre-trial, and SIS.
- Fees Collected:** Actual amount of money collected that can be deposited in Special Revenue fund. Please keep in mind the amount collected could include an offender that pays three months in advance.
- Fees Converted:** Amount not included in Fees Collected. Represents the amount of money lost by conversions. If this money were collected instead of converted, it would be added to Fees Collected.
- Fees Waived:** Amount not included in Fees Collected. Represents the amount of money lost by waivers. If this money were collected instead of waived, it would be added to Fees Collected.

*Area 13 - El Dorado was dissolved in December 2021 and the counties in that area were divied between Areas 10, 11 and 12. Area 13 will continue to show on this listing until the January 2023 report when it will drop off naturally as having no collections.

CENTER POPULATIONS - AUGUST 2022

ARDOC
REPORT NO. IPTR500 - 18

ARKANSAS DEPARTMENT OF CORRECTION
ACC OPTION
STATEWIDE POPULATION REPORT

PAGE: 1 of 1
PROCESSED: 08/31/2022 12:30 AM
REQUESTOR: eOMIS

FOR: 08/31/2022

Location:	In Count	Out To:					Capacity	% Capacity
		ORCU Hosp	Other Hosp	Furlough	Court	Total		
Central AR CCC - Males/Males	143	0	0	0	0	143	120	
Central AR CCC - Short Term Drug Court Treatment/Males	7	0	0	0	0	7	30	
Central AR CCC - Males Total	150	0	0	0	0	150	150	100.0%
East Central AR CCC/Females	250	0	0	0	0	250	212	
East Central AR CCC-Females Drug Treatment/Females	24	0	0	0	1	25	50	
East Central AR CCC Supervision Sanction-Female/Females	56	0	0	0	0	56	88	
East Central AR CCC Total	330	0	0	0	1	331	350	94.6%
NE AR CCC - Drug Treatment/Males	9	0	0	0	0	9	25	
NE AR CCC/Males	210	0	0	0	0	210	215	
NE AR CCC Total	219	0	0	0	0	219	240	91.3%
NW AR CCC/Females	112	0	0	0	1	113	114	
NW AR CCC Total	112	0	0	0	1	113	114	99.1%
Omega Supervision Sanction Center/90 Day PV in CCC Males	101	0	0	0	0	101	0	
Omega Supervision Sanction Center/Males	136	0	0	0	2	138	300	
Omega Supervision Sanction Center Total	237	0	0	0	2	239	300	79.7%
SW AR CCC/Males	390	0	0	0	0	390	375	
SW AR Supervision Sanction Center/Males	48	0	0	0	0	48	100	
SW AR CCC Total	438	0	0	0	0	438	475	92.2%
In Transit Count:	0							
TOTALS - UNIT COUNT	1,486	0	0	0	4	1,490		
					Male	1,046	1,165	89.8%
					Female	444	464	95.7%
					Total	1,490	1,629	91.5%
County Jail Backup SSP/Females Total	16	0	0	0	0	16		
County Jail Backup SSP/Males Total	74	0	0	0	0	74		
County Jail Backup/Females Total	31	0	0	0	0	31		
County Jail Backup/Males Total	62	0	0	0	0	62		
TOTAL - NONAGENCY	183	0	0	0	0	183		
					Male	136		
					Female	47		
					Total	183		
Re-Entry Act 146 Total	202	0	0	0	0	202	244	82.8%
GRAND TOTAL	1,871	0	0	0	4	1,875		

RESIDENTIAL CENTERS STATISTICS AT A GLANCE - AUGUST 2022

Resident Admissions:

CAC: 21
 ECAC: 82
 NEAC: 25
 NWAC: 7
 OMEGA: 51
 SWAC: 74

Resident Releases:

CAC: 22 (1 was a transfer)
 ECAC: 55
 NEAC: 30
 NWAC: 8
 OMEGA: 64
 SWAC: 48

Affordable Healthcare Enrollment:

CAC: 21
 ECAC: 107
 NEAC: 30
 NWAC: 39
 OMEGA: 40
 SWAC: 57

Wage Class Enrollment:

CAC: 26
 ECAC: 10
 NEAC: 0
 NWAC: 0
 OMEGA: 6
 SWAC: 27

Shorter College Enrollment:

CAC: 34
 ECAC: 64
 NEAC: 47
 NWAC: 12
 SWAC: 65
 OMEGA: 0

Henderson State University Enrollment:

OMEGA: 0
 SWAC: 49

Exodus Enrollment:

CAC: 102
 ECAC: 0

Good Grid Enrollment

CAC: 96
 ECAC: 31
 NEAC: 105
 NWAC: 13
 OMEGA: 0
 SWAC: 2

Photo IDs Issued:

CAC: 9
 ECAC: 19
 NEAC: 8
 NWAC: 4
 OMEGA: 34
 SWAC: 40

Drivers Licenses Obtained:

CAC: 9
 ECAC: 4
 NEAC: 2
 NWAC: 4
 OMEGA: 10
 SWAC: 8

MAT Participants:

CAC: 13
 ECAC: 40
 NEAC: 11
 NWAC: 4
 OMEGA: 0
 SWAC: 9

Reformers Unanimous Attendance:

OMEGA: 0

Number of Volunteers:

CAC: 41
 ECAC: 10
 NEAC: 40
 NWAC: 80
 OMEGA: 9
 SWAC: 36

Number of Volunteer Hours:

CAC: 189
 ECAC: 38.5
 NEAC: 61
 NWAC: 260.75
 OMEGA: 25.13
 SWAC: 290

GED Enrollment:

CAC: 0
 ECAC: 47
 NEAC: 28
 NWAC: 31
 OMEGA: 28
 SWAC: 49

GED Completed:

CAC: 0
 ECAC: 2
 NEAC: 3
 NWAC: 3
 OMEGA: 0
 SWAC: 1

AA/NA Attendance:

CAC: 149
 ECAC: 0
 NEAC: 27
 NWAC: 33/25
 OMEGA: 69
 SWAC: 224/166 = 390

Celebrate Recovery Attendance:

CAC: 16
 ECAC: 0
 NEAC: 31
 NWAC: 11
 OMEGA: 0
 SWAC: 0

PAROLE/PROBATION POPULATION

Active:

Includes current status of Active, Abscond and Electronic Monitoring

Inactive:Includes current status of Non Reporting, Unsupervised, SIS
(Suspended Imposition of Sentence), Incarcerated and Out to Other State**Statewide Totals by Current Supervision Status
(Active and Inactive) as of September 15, 2022**

Area	Active	Inactive	TOTAL
Area 1-Fayetteville	7,258	2,864	10,122
Area 2-Mountain Home	2,503	637	3,140
Area 3-Searcy	4,679	1,360	6,039
Area 4-Jonesboro	3,959	1,851	5,810
Area 5-Fort Smith	3,865	4,041	7,906
Area 6-Conway	3,584	1,091	4,675
Area 8-Little Rock	7,439	1,296	8,735
Area 9-West Memphis	1,961	432	2,393
Area 10-Hot Springs	5,180	1,016	6,196
Area 11-Pine Bluff	4,278	922	5,200
Area 12-Texarkana	4,123	1,427	5,550
ISC	4	1,765	1,769
Statewide Totals by Status	48,833	18,702	67,535

PAROLE/PROBATION POPULATION

Statewide Totals by Current Supervision Status as of September 15, 2022

Area	Active			Inactive					OVERALL TOTALS PER AREA
	Active (Direct Supv)	Electronic Monitoring (Direct)	Absconded	Incarcerated	Non- Reporting	Out to Other State	Unsupervised	Suspnd Imposition of Snt (SIS)	
Area 1-Fayetteville	5,225	48	1,985	538	438	584	270	1,034	10,122
Area 2-Mountain Home	2,099	15	389	162	120	132	69	154	3,140
Area 3-Searcy	3,586	7	1,086	244	188	226	50	652	6,039
Area 4-Jonesboro	3,137	11	811	251	210	160	89	1,141	5,810
Area 5-Fort Smith	3,078	18	769	253	348	153	128	3,159	7,906
Area 6-Conway	2,744	1	839	237	136	106	50	562	4,675
Area 8-Little Rock	5,190	105	2,144	353	359	50	204	330	8,735
Area 9-West Memphis	1,421	4	536	131	58	49	21	173	2,393
Area 10-Hot Springs	3,664	26	1,490	268	168	98	166	316	6,196
Area 11-Pine Bluff	2,953	34	1,291	232	91	72	158	369	5,200
Area 12-Texarkana	2,926	15	1,182	307	238	281	104	497	5,550
ISC	3		1	21	68	1,676			1,769
Statewide Totals by Current Supervision Status	36,026	284	12,523	2,997	2,422	3,587	1,309	8,387	67,535

Offender Count Active Excluding Absconders

36,310

Explanation for "Current Supervision Status"

Active Supervision:

Offender is currently on Active/Direct Supervision Status.

Electronic Monitoring:

Offender is currently on an Electronic Monitor.

Incarcerated:

Offender is currently incarcerated including the following:

- Parole Holds (in state and out-of-state)
- ACT 570 Holds
- County Jail (including possible new charges—felony or misdemeanors—or serving commitments for traffic fines, court commitments, etc).

Non Reporting:

Drug Court offender currently in a Community Correction Center for sanction or court commitment, on detainer (federal or ICE hold), out-of-state, in CCC Residential Treatment, nursing home, hospital, or Arkansas State Hospital.

Out-To-Other-State:

Offender supervised out of Arkansas through Interstate Compact.

Unsupervised:

Parolee whose earned Good Time has met the requirements for unsupervised parole, probationers who received Unsupervised Sentence (e.g., five-year probation sentence specified as 3 years supervised and an additional 2 years unsupervised probation; or an unsupervised probation sentence which is common for misdemeanor offenses (e.g., 1 year unsupervised probation term).

Suspended Imposition of Sentence (SIS):

Offender received a suspended term of supervision.

REGULAR PAROLE/PROBATION CASELOADS

Regular P&P Caseloads/Workloads By Area

9/5/22

AREA	Authorized Officers	Filled	Regular P&P Offenders				Total Active Offenders	Caseload Ratio (Authorized Positions)	Caseload Ratio (Filled Positions)	Work Units	Workload (Authorized Positions)	Workload (Filled Positions)	Total Indirect
			Maximum	Medium	Minimum	Pending							
AREA 01	51	49	228	1,965	2,348	152	4,693	92	96	7,195	141	147	4,448
AREA 02	19	19	150	712	979	37	1,878	99	99	2,910	153	153	740
AREA 03	38	37	171	1,531	1,314	68	3,084	81	83	4,999	132	135	1,952
AREA 04	33	32	155	1,110	1,492	83	2,840	86	89	4,303	130	134	2,355
AREA 05	29	27	223	984	1,283	67	2,557	88	95	4,025	139	149	3,909
AREA 06	30	29	137	930	1,113	49	2,229	74	77	3,460	115	119	1,083
AREA 07/08	67	54	420	2,298	2,095	199	5,012	75	93	8,280	124	153	2,145
AREA 09	18	18	142	539	687	28	1,396	78	78	2,236	124	124	644
AREA 10	33	32	178	1,036	1,411	66	2,691	82	84	4,118	125	129	1,376
AREA 11	35	32	171	1,163	1,022	61	2,417	69	76	3,961	113	124	1,493
AREA 12	34	28	242	1,095	1,319	73	2,729	80	97	4,351	128	155	1,761
Statewide	387	357	2,217	13,363	15,063	883	31,526	904	966	49,839	1,424	1,523	21,906
Area Average			202	1,215	1,369	80	2,866	82	88	4,531	129	140	

¹ Regular P&P Caseloads/Workloads include offenders with Active (Direct), Electronic Monitoring, and Incarcerated supervision statuses. Incarcerated here refers to temporary jail stays.
² Offenders on Annual or Indirect Supervision are excluded from caseload/workload counts and ratios.
³ Specialty Court Offender figures shown here are only those assigned to regular P&P officers. These offenders are not counted in caseload or workload ratios.
⁴ Indirect totals here are for offenders in Non-Active supervision statuses or those under Annual Supervision.

PAROLE/PROBATION CASELOADS FOR SPECIALTY COURTS

Specialty Court Caseloads/Workloads By Area

AREA	Authorized Officers	Filled	Regular P&P Offenders				Total Regular P&P Offenders	Total Active Specialty Court Offenders	Total Indirect Including Regular & Specialty	Caseload Ratios (Based on Active/Direct offenders)			Workload		
			Maximum	Medium	Minimum	Unassigned				P&P	Specialty	Mixed	Work Units	Workload (Authorized Positions)	Workload (Filled Positions)
AREA 01	11	10	1	19	5	0	25	443	188	2	40	43	902	82	90
AREA 02	5	4	26	134	112	4	276	26	69	55	5	60	512	102	128
AREA 03	6	6	8	96	141	7	252	119	173	42	20	62	561	94	94
AREA 04	5	5	5	67	121	7	200	97	124	40	19	59	432	86	86
AREA 05	9	8	5	76	225	4	310	289	312	34	32	67	871	97	109
AREA 06	6	6	36	99	179	3	317	103	301	53	17	70	661	110	110
AREA 07/08	2	1	4	9	3	1	17	52	56	9	26	35	128	64	128
AREA 09	2	2	12	37	66	4	119	31	76	60	16	75	222	111	111
AREA 10	7	5	29	84	53	3	169	66	268	24	9	34	432	62	86
AREA 11	7	7	20	130	114	3	267	133	300	38	19	57	646	92	92
AREA 12	6	6	24	103	121	7	255	112	239	43	19	61	577	96	96
Statewide	66	60	170	854	1,140	43	2,207	1,471	2,106	33	22	56	5,942	996	1,130
Area Average			15	78	104	4		134		36	20	57	779	90	99

¹ Specialty Court Caseloads/Workloads include offenders who are assigned to officers in Specialty Court positions who have Active (Direct), Electronic Monitoring, or Incarcerated supervision statuses.
² Offenders on Indirect or Annual Supervision are not included in caseload counts or ratios. Annual supervision counts include both regular P&P and Specialty Court offenders assigned to Specialty Court officers.
³ Offenders in risk-level columns above are regular P&P offenders who are supervised by officers in Specialty Court positions.

Specialized Caseloads

AREA	Authorized Officers	Totals	Ratios
		Offenders	Caseload
INTENSIVE SUPERVISION	14	743	37
INTERSTATE COMPACT	0	1,764	0
SPECIAL RESPONSE TEAM	18	4,565	251
Statewide	32	7,072	158

This page and the next contain statewide caseload information for ACC. Caseloads are presented separately for regular parole and probation, specialty court, and specialized caseloads. This version is specifically designed for quarterly legislative reporting and differs from the daily caseloads/workloads report.

Beyond the exclusion of workloads calculation, it is important to note that direct supervision in these tables includes regular parole and probation and specialty court (including regular parole and probation offenders carried by specialty court officers) offenders with active (direct), electronic monitoring, or incarceration supervision status, as well as absconders assigned to SRT officers. Offenders on annual supervision are counted as indirect.

PAROLE/PROBATION CASELOADS

Caseloads By Area

9/5/22

AREA	Cases	Authorized Officers	Vacant	Filled	Total Active	Total Indirect	Totals:
AREA 01	AREA CASES	62	3	59	5,161	4,636	9,797
AREA 02		24	1	23	2,180	810	2,990
AREA 03		44	1	43	3,455	2,134	5,589
AREA 04		38	1	37	3,137	2,479	5,616
AREA 05		38	3	35	3,157	4,221	7,378
AREA 06		36	1	35	2,649	1,386	4,035
AREA 07/08		69	14	55	5,081	2,201	7,282
AREA 09		20	0	20	1,546	720	2,266
AREA 10		40	3	37	2,926	1,644	4,570
AREA 11		42	3	39	2,817	1,793	4,610
AREA 12		40	6	34	3,096	2,001	5,097
TOTALS	AREA CASES	453	36	417	35,205	24,025	59,230
INSTITUTIONAL PAROLE	SPECIALIZED CASES	28	0	28	0	0	0
INTENSIVE SUPERVISION		14	0	14	519	224	743
INTERSTATE COMPACT		0	0	0	26	1,738	1,764
RE-ENTRY		11	0	11	0	0	0
SEX OFFENDER ASSESSMENT		12	0	12	0	0	0
SPECIAL RESPONSE TEAM		18	0	18	13	4,552	4,565
TOTALS	SPECIALIZED CASES	83	0	83	558	6,514	7,072
Statewide TOTALS		536	36	500	35,763	30,539	66,302

Caseloads are presented in distinct officer groupings:

Regular: These are officers carrying normal Probation and Parole caseloads.

Specialty Court: These officers supervise offenders in specialty courts. Note that these officers may also carry regular P/P offenders, and these offenders are reflected in the specialty court caseload/workload figures; however, separate caseload/workload ratios are calculated for the regular and specialty court portions of a specialty court officer's caseload, in addition to a combined, or mixed, ratio.

Specialized: These officers supervise strategically specialized caseloads consisting of offenders requiring heightened supervision protocols (intensive supervision) and parolees who have absconded supervision (Special Response Team).

Indirect: These are offenders for whom their sentence, circumstance, or current status is associated with a reduced supervision obligation for the officers they are assigned to. Generally, these include offenders in non-reporting status, those on suspended sentences (SIS), and interstate compact offenders. Offenders on annual supervision are also included in this group.

PAROLE/PROBATION RISK LEVELS

Statewide Risk Levels by Caseload Types as of September 15, 2022

CURRENT RISK LEVELS	Parole	Probation	Drug Court	Hope Court	Mental Health Court	Veterans Court	Swift Courts	Pre Trial/ Drug Court	Pre Trial/ Pre-Adjudicated	Pre Trial/ Regular	Pre Trial/ Veterans Court	Suspended	Ext Sex Offender Supv	Totals
Maximum	2,798	1,571	189	4		3				1		305	1	4,872
Medium	9,410	12,228	1,028	33	11	49	2	4	35	12		1,528	3	24,343
Minimum	5,999	15,985	532	17	6	51	4	8	58	4	2	1,399		24,065
Annual Reporting	2,280	1,204				1						164		3,649
Unassigned	2,903	2,401	55	1	1	2		19		15	1	5,208		10,606
Sum:	23,390	33,389	1,804	55	18	106	6	31	93	32	3	8,604	4	67,535

CURRENT RISK LEVELS ASSIGNED EXPLANATION:

- Maximum- last risk level score as "High"
- Medium- last risk level score as "Medium"
- Minimum- last risk level score as "Low"
- Annual- identifies offenders that are supervised Annual Reporting
- Unassigned- no ARORA has been completed or offender is currently supervised as "Unsupervised" where the risk level was changed to unassigned

Statewide Risk Levels by Caseload Supervision Status as of September 15, 2022

RISK LEVELS BY CURRENT SUPERVISION STATUS	Maximum	Medium	Minimum	Annual Reporting	Unassigned	Sum:
Active (Direct Supv)	2,168	14,010	16,568	2,849	431	36,026
Electronic Monitoring (Direct)	103	165	15		1	284
Absconded	1,441	5,702	3,405	78	1,897	12,523
Incarcerated	463	1,362	524	7	641	2,997
Non-Reporting	270	758	476	15	903	2,422
Out to Other State	122	739	1,288	43	1,395	3,587
Unsupervised	13	108	415	493	280	1,309
Suspend Imposition of Snt (SIS)	292	1,499	1,374	164	5,058	8,387
Sum:	4,872	24,343	24,065	3,649	10,606	67,535

PAROLE/PROBATION GAINS AND LOSSES - AUGUST 2022

Gains and Losses	Probation	Parole	Pre-Trial	Suspended	Sum:
Intakes	868	732	16	139	1,755
Sanction Release from SSP	14	127			141
Total Gains	882	859	16	139	1,896
Revocations/or New ADC or CCC Sentence	275	477	2	31	785
Sanction Incarceration SSP	14	136			150
Terminations	517	233	11	128	889
Total Losses	806	846	13	159	1,824

SRT and IPS Teams - AUGUST 2022

August SRT – Task Force Report	
Arrests:	
Absconders	74
Active Supervision	49
Collateral Arrest	68
SRT Total:	64
Task Force Total:	155
SRT Plus Task Force Total:	214

August SRT – Task Force Report	
Felony charges	322
Misdemeanor charges	96
Traffic charges	284
Narcotics arrests	78
Confiscations:	
Marijuana	14,465.5 grams
Meth	2,686.2 grams
Cocaine	357.5 grams
MDMA	90.4 grams
Prescription pills	156 pills
Handguns	24
Rifles	7
Recovered vehicles	11
Drug paraphernalia	53 items
Currency seized	\$67,800.00

INTENSIVE PAROLE SUPERVISION		AUGUST 2022																		
Type of Charges																				
Firearms		6																		
Narcotics		4																		
Firearms/Narcotics		3																		
Warrants/Abscond		20																		
Total Charges Filed		33																		
<table> <tr> <th colspan="3">NUMBER OF ARRESTS</th></tr> <tr> <td></td><td>Parole</td><td>Probation</td></tr> <tr> <td>Active Supervision</td><td>11</td><td>6</td></tr> <tr> <td>Absconders</td><td>12</td><td>8</td></tr> <tr> <td>Collateral</td><td></td><td>3</td></tr> <tr> <td>Total Arrests:</td><td></td><td>40</td></tr> </table>			NUMBER OF ARRESTS				Parole	Probation	Active Supervision	11	6	Absconders	12	8	Collateral		3	Total Arrests:		40
NUMBER OF ARRESTS																				
	Parole	Probation																		
Active Supervision	11	6																		
Absconders	12	8																		
Collateral		3																		
Total Arrests:		40																		
CONFISCATIONS																				
Marijuana		635.0 grams																		
Methamphetamine		168.0 grams																		
Cocaine		28.4 grams																		
Handguns		11																		
Rifles		2																		
Shotguns		1																		
Currency		\$3,000.00																		
Vehicles		2																		

PAROLE/PROBATION COMMUNITY SERVICE - AUGUST 2022

Community Service Report

AREAS	CITIES WITHIN AREA	2021 TOTALS					2022							AUGUST		2022 TOTALS
			SEPTEMBER	OCTOBER	NOVEMBER	DECEMBER	JANUARY	FEBRUARY	MARCH	APRIL	MAY	JUNE	JULY	NUMBER OF PARTICIPANTS	NUMBER OF HOURS	
1	Bentonville, Fayetteville, Huntsville	13,384.80	1,183.85	1,508.0	1,283.50	829.0	1,238.0	1,104.0	656.0	800.0	1,223.5	623.5	1,090.0	81	1,127.0	7,862.0
2	Harrison, Mountain Home, Salem, Mountain View, Berryville	5,971.0	326.0	216.0	216.0	503.50	244.0	349.50	364.50	490.50	721.0	355.0	910.0	25	511.5	3,946.0
3	Searcy, Newport, Walnut Ridge, Ash Flat, Heber Springs, Batesville, Pocahontas, Lonoke	13,226.0	941.0	1,813.0	1,397.0	1,004.0	1,645.0	1,036.0	1,835.0	1,558.0	1,835.0	1,606.0	1,686.0	102	1,912.0	13,113.0
4	Jonesboro, Paragould, Osceola	2,890.20	307.0	381.0	330.0	206.0	264.0	183.50	440.50	385.50	256.5	674.0	264.0	51	481.0	2,949.0
5	Fort Smith, Booneville, Clarksville, Ozark, Mena	9,999.50	677.0	797.0	1,050.0	1,091.0	1,052.0	1,104.0	773.0	784.0	837.0	661.5	740.0	94	880.0	6,831.5
6	Conway, Russellville, Morrilton, Danville	6,222.70	512.41	671.57	419.35	168.0	192.0	294.52	161.65	226.20	718.71	523.44	556.00	46	846.0	3,518.47
8	Little Rock, North Little Rock	12,191.0	357.0	119.0	793.0	939.0	1,061.0	1,212.0	1,377.0	2,098.50	2,284.50	2,340.25	1,190.00	62	1,969.0	13,532.3
9	Forrest City, Helena, West Memphis	2,773.30	191.0	274.10	143.20	168.50	141.80	206.0	265.6	306.91	313.6	286.0	417.4	36	256.6	2,193.91
10	Malvern, Benton, Sheridan, Arkadelphia, Hot Springs, Benton, Camden, Fordyce	4,535.60	346.0	536.0	629.50	345.0	412.50	371.50	612.50	968.0	812.5	855.0	790.8	49	817.4	5,640.15
11	Pine Bluff, Stuttgart, Monticello, El Dorado, Crossett	6,017.80	663.70	599.50	418.50	670.20	529.50	400.30	578.75	559.25	631.5	859.0	684.5	73	769.0	5,011.80
12	Texarkana, Ashdown, Hope, Lewisville, Nashville, Magnolia	4,618.50	660.50	359.0	344.20	870.80	1,034.0	761.0	1,107.3	1,100.50	769.5	722.6	1,028.5	56	1,095.4	7,618.75
13	This area was dissolved	2,948.60	174.89	306.0	192.0											
TOTAL		84,779.0	6,340.35	7,580.17	7,216.25	6,795.0	7,813.75	7,022.32	8,171.75	9,277.36	10,403.31	9,506.29	9,357.15	675	10,664.90	72,216.83

Litter Crew Report

AREAS	CITIES WITHIN AREA	NUMBER OF PARTICIPANTS	NUMBER OF HOURS
2	Harrison, Mountain Home, Salem, Mountain View, Berryville	2	106.0
3	Searcy, Newport, Walnut Ridge, Ash Flat, Heber Springs, Batesville, Pocahontas, Lonoke	5	144.0
5	Fort Smith, Booneville, Clarksville, Ozark, Mena	8	40.0
6	Conway, Russellville, Morrilton, Danville	2	10.0
9	Forrest City, Helena, West Memphis	2	22.0
TOTAL		19	322.0

County Work Project Report

AREA	COUNTY	NUMBER OF PROBATIONERS AND PAROLEES	NUMBER OF HOURS
1	Benton	4	68.0
10	Grant	10	50.0
TOTAL		14	118.0

PAROLE/PROBATION REVOCATIONS

Revocation Events By Supervision Types and Area - August 2022

Area	Supervision Type	Revoked (Sent to ADC)	Revoked (Sent to CCC)	Revoked (Other)	New ADC/ CCC Sentence
Area 1-Fayetteville	Probation	4		19	4
Area 2-Mountain Home		7		1	1
Area 3-Searcy		26	13	11	1
Area 4-Jonesboro		16	9	8	2
Area 5-Fort Smith		4		2	4
Area 6-Conway		13	6		6
Area 8-Little Rock		5	1	30	
Area 9-West Memphis		2		2	2
Area 10-Hot Springs		13	4	1	
Area 11-Pine Bluff		11	8	6	1
Area 12-Texarkana		25		4	3
Total by Supervision Type	Probation	126	41	84	24
Area 1-Fayetteville	Parole	38			1
Area 2-Mountain Home		15			2
Area 3-Searcy		41	1	1	4
Area 4-Jonesboro		33	1		1
Area 5-Fort Smith		41	1		10
Area 6-Conway		36			9
Area 8-Little Rock		73			10
Area 9-West Memphis		16			1
Area 10-Hot Springs		39			11
Area 11-Pine Bluff		40			7
Area 12-Texarkana		27			17
ISC					1
Total by Supervision Type	Parole	399	3	1	74
Area 9-West Memphis	Pre-Trial				1
Area 11-Pine Bluff			1		
Total by Supervision Type	Pre-Trial		1		1
Area 1-Fayetteville	Suspended				4
Area 3-Searcy			1	2	1
Area 4-Jonesboro					3
Area 5-Fort Smith					13
Area 6-Conway		1			2
Area 10-Hot Springs					2
Area 12-Texarkana		2			
Total by Supervision Type	Suspended	3	1	2	25
	TOTAL BY SUPERVISION EVENT	528	46	87	124

REVOCATION HEARINGS

Parole Revocation Hearings and Outcomes - August 2022

Hearing Outcome	Laws and Technical	Laws Only	Technical Only	Total By Hearing Outcome
Administrative Revocation		92		92
Deferred	3	1	2	6
Reinstate	5	1	1	7
Revoked	40	10		50
Waived	285	28	18	331
Total By Violation Type	333	132	21	486

Note: Excludes SSP Sanction Hearings

ACT 1029 HEARINGS HELD	Total
Deferred	1
Revoked	20
Waived	18
Total # ACT 1029 Hearings	39

Note: Included in totals for Hearing Outcomes

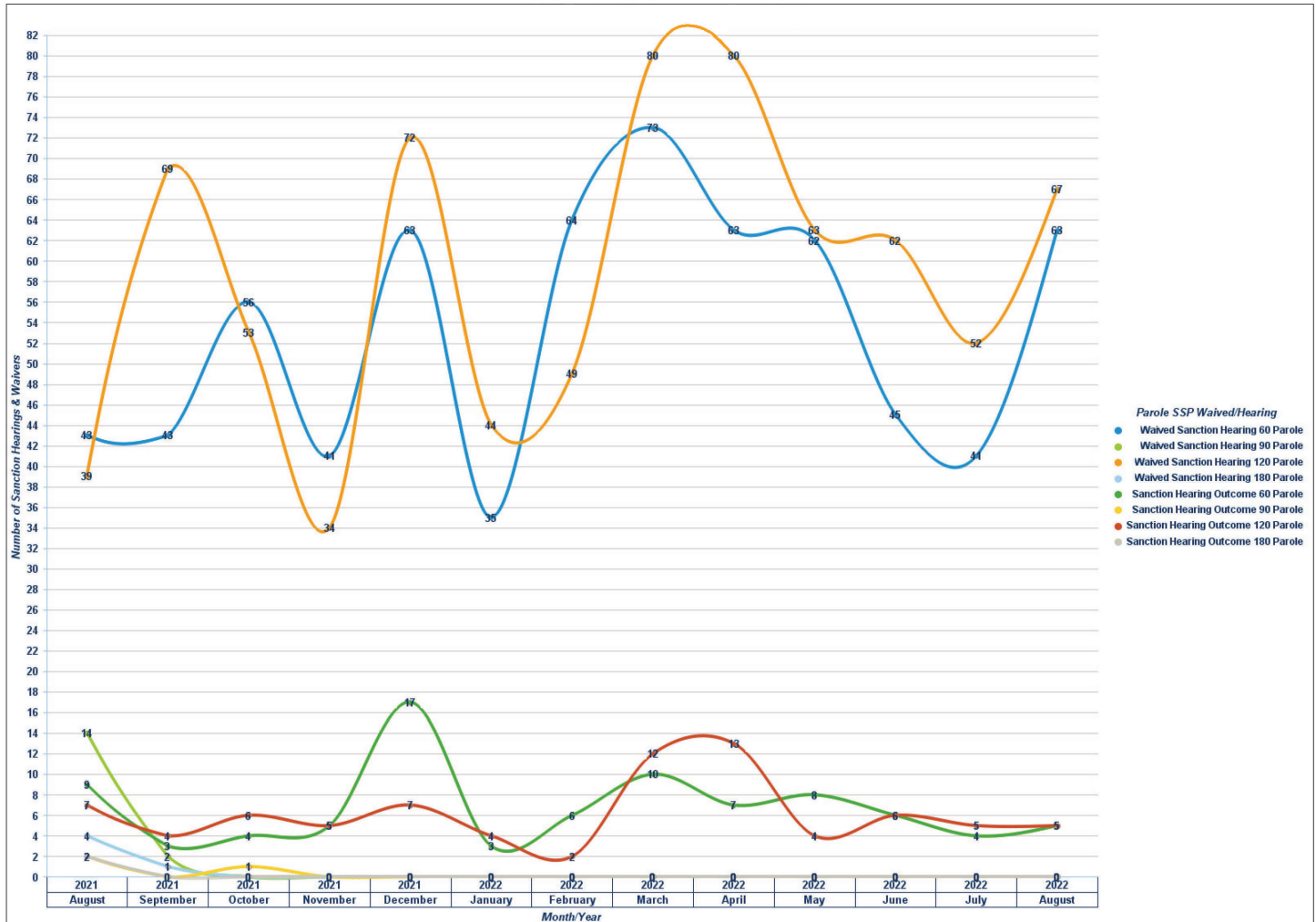
SUPERVISION SANCTIONS

Supervision Sanction Hearings and Waivers 8/1/2022 - 8/31/2022

Sanction Hearing Outcome	Sanction Hearing Type	Parole	Probation	Sum:
Sanction Hearing Outcome 60 Parole	Sanction Hearing	87		87
Sanction Hearing Outcome 90 Parole		3		3
Sanction Hearing Outcome 90 Probation			2	2
Sanction Hearing Outcome 120 Parole		80		80
Sanction Hearing Outcome 180 Parole		2		2
Sanction Hearing Outcome 180 Probation			3	3
Totals:	Sanction Hearing	172	5	177
Waived Sanction Hearing 60 Parole	Waived Sanction Hearing	691	1	692
Waived Sanction Hearing 90 Parole		16		16
Waived Sanction Hearing 90 Probation		3	73	76
Waived Sanction Hearing 120 Parole		764		764
Waived Sanction Hearing 180 Parole		5		5
Waived Sanction Hearing 180 Probation			22	22
Totals:	Waived Sanction Hearing	1,479	96	1,575
	Overall Totals:	1,651	101	1,752

Note:
SSP lengths for parolees only were changed in 2021.

PAROLE SANCTION HEARINGS AND WAIVERS TO SSP



PAROLE/PROBATION DRUG TESTING

Regular Probation and Parole Positive Tests During August 2022

Offender Urine Tests Administered this Period: 7,803
Number of Offenders Testing Positive: 2,861

Drug Tested	Count
Methamphetamines	1,751
THC/Marijuana	1,736
Amphetamines	1,162
Benzodiazepines	171
Cocaine	168
Alcohol	82
Heroin/Opiates	77
Oxycodone	67
Ecstasy	55
Ethyl Glucuronide	50
Buprenorphine	29
Fentanyl	29
Barbiturates	26
Methadone	25
Tramadol	23
Morphine	15
Propoxyphene	15
Hydrocodone	13
PCP	10
Methadone Metabolite	5
Other Hallucinogens	5
Cotinine	4
Crack	4
Creatinine	4
Heroin Metabolite	4
K2 (SPICE)	4
Kratom	4
LSD	3
Methaqualone	3
pH	3
Inhalants	2
Nicotine	2
Prescription Abuse	2
Speed	2
Total	5,555

Drug Courts

Positive Tests During August 2022

Offender Urine Tests Administered this Period: 8,667
Number of Offenders Testing Positive: 293

Drug Tested	Count
Buprenorphine	418
Methamphetamines	269
Amphetamines	268
THC/Marijuana	222
Ethyl Glucuronide	86
Benzodiazepines	71
Methadone	50
Tramadol	50
Morphine	49
Fentanyl	45
Ecstasy	42
Cocaine	41
Oxycodone	33
K2 (SPICE)	29
Creatinine	26
Heroin/Opiates	21
Alcohol	12
Barbiturates	11
PCP	8
Hydrocodone	4
Kratom	1
LSD	1
Methaqualone	1
Propoxyphene	1
Total	1,759

Specialty Courts

Positive Tests During August 2022

Offender Urine Tests Administered this Period: 233
Number of Offenders Testing Positive: 23

Drug Tested	Count
THC/Marijuana	24
Methamphetamines	11
Amphetamines	8
Benzodiazepines	4
Ethyl Glucuronide	3
Cocaine	2
Ecstasy	2
Fentanyl	2
Buprenorphine	1
Morphine	1
pH	1
Total	59