



DIVISION OF COMMUNITY CORRECTION BOARD REPORT

August 2022

Jerry Bradshaw
Director



FROM THE DIRECTOR:

COURTNEY COOPER PROMOTED TO ASSISTANT AREA MANAGER IN REENTRY

During the month of July, Courtney Cooper was promoted to Assistant Area Manager for Reentry Services. Mrs. Cooper began working for Arkansas Community Corrections in 2013 as a Parole and Probation Officer. She has promoted and worked her way through the ranks, earning Agent in 2018. For the past five years, she has worked in the Saline County Hope Court. She is a Law Enforcement Instructor, Field Training Officer and a member of the Flying Armed Extradition Team. Mrs. Cooper holds a bachelor's degree in Professional Studies – Criminal Justice from Arkansas Tech University.



In her new role, Mrs. Cooper will oversee Reentry staff as well as resident conduct in the six Reentry facilities. We are excited for the impact she will have on the Reentry Team.


HEATHER STEELE PROMOTED TO ASSISTANT AREA MANAGER IN AREA 4

Congratulations to Heather Steele on her promotion to Assistant Area Manager in Area 4. She will be supervising the offices in Mississippi County which include Blytheville, Osceola, Mississippi County Drug Court and Mental Health Court. Following her 2003 graduation from Arkansas State University, where she earned a Bachelor's of Art degree in Criminology, Ms. Steele began her career with the State of Arkansas when she was hired by the Office of Child Support Enforcement. A few years later, she was hired by

Arkansas Community Corrections as a PPO I in Paragould. She promoted to PPO II and then Agent in 2011. While she has spent her whole ACC career in Paragould, she is known by many throughout the state as being the “go to” person in Greene County. She has worked all caseload types, the majority being parole cases. She recently supervised her own caseload and a Drug Court caseload when the office was short staffed. Ms. Steele is known for her work ethic and determination to complete all tasks assigned and is a valuable asset to the agency.

AGENT PROMOTIONS


Ten Parole/Probation Officers were recently promoted to Agent — Nicholas Blok–Area 1, Amanda Cutler–Area 4, Falandus Graydon–Area 11, Nathan Jeffrey–Area 1, Courtney McCoy–Area 6, Heike McKinney–Area 6, Timothy O'Malley–Area 12, Katie Remington–Area 1, Jeffery Welcher–Area 1, Brad Willis–Area 1.




Agent Blok



Agent Cutler



Agent Graydon



Agent Jeffrey

AGENT PROMOTIONS, continued:

Agent McCoy



Agent McKinney



Agent O'Malley



Agent Remington



Agent Welcher



Agent Willis


PRETRIAL, PROBATION AND PAROLE SUPERVISION WEEK OBSERVED

The third week of July marked the 23rd anniversary of Pretrial, Probation and Parole Supervision (PPPS) Week – a week to recognize the more than 100,000 community corrections professionals who spend their days working to restore trust, create hope and keep our communities safe.

In Gov. Asa Hutchinson's proclamation, he stated, "Community supervision is an essential part of our public safety system."

The Department of Corrections took the opportunity to give a big THANKS to our Parole and Probation Officers by heavily featuring them across our social media platforms. Parole and Probation Offices from around the state also held their own observances, which included:

Area 1 conducted a canned food drive for PPPS Week. The car-load of canned goods were donated to



LifeSource's food pantry in Fayetteville and the First Assembly of God Food Bank in Huntsville.

During PPPS Week, employees in **Area 2** collected toys for Child Advocacy Centers throughout the state. Staff from the Mountain View office also collected food for the Stone County Food Bank. On July 21, officers and staff were recognized for their hard work with an ice cream sundae bar.



Area 3's Batesville, Hardy, Heber Springs, Pocahontas, Searcy and Walnut Ridge Parole and Probation Offices were treated to breakfast and lunch.



In addition to enjoying an ice cream sundae bar, **Area 8** staff members observed PPPS Week by doing a community service project. They put together care packages to be distributed to the homeless.



On July 22, **Area 10** offices observed the week in different ways. Breakfast was provided for the Arkadelphia and Sheridan Parole and Probation Office staff, lunch was given to the Malvern office staff and the Hot Springs office enjoyed ice cream sundaes.

For PPPS Week, **Area 11** officers and agents were invited to come to the Pine Bluff office to share a meal and catch up. The only cost of admission was a canned good item, which was donated to a local church food bank.



In observance of PPPS Week, **SOS** conducted a toy drive to benefit Child Advocacy Centers statewide.



RESIDENTIAL SERVICES BASIC TRAINING (RSBT) GRADUATIONS HELD IN JULY



RSBT 2-22

On July 21, a graduation ceremony – postponed from June – was held at DOC Headquarters for the Residential Services Basic Training 2-22 class. Deputy Director of Residential Services Syrna Bowers served as the guest speaker. The class leader was Latisa Clewis.

Awards were presented to the following honor graduates during the ceremony:



Honor Grad: Courtney Smith



Distinguished Grad: Trina Strickland



Outstanding Leader: Sonia Krebs



Character First: Rashedia Jackson

During their time at the academy, the cadets held a clothing drive for the Dorcus House as their class community service project.

In a touching moment during the ceremony, Training Administrator Ty'Junia Clark and the

ACC Training staff presented daughter of Former Deputy Director of Residential Services Jimmy Banks, Reentry Asst. Area Manager Courtney Cooper, with a memorial flag to honor her father's memory.



Graduates of the Residential Services Basic Training 2-22 class were:

- Michael Anderson
- JB Bice
- Jeremy Browning
- Clay Bullard
- Latisa Clewis
- Lauren Crane
- Emily Craver
- Sha'Tarria Davis
- William Dixon
- Rekina Farmer
- Michael Griffin
- Shawn Gunderson
- Carol Hubbard
- Rashedia Jackson
- Sonia Krebs
- Jackie Lee
- Willianna Mason
- Jazmine Pierce
- Joshua Ramirez
- Courtney Smith
- Jerry Speaker
- Trina Stricklin
- Gloria Tiernan
- Tiffany Wagner



RSBT 3-22

On July 15, a graduation ceremony was held at DOC Headquarters for the Residential Services Basic Training 3-22 class. Director of Peer Services for the Arkansas Drug Director's Office Jimmy McGill served as the guest speaker. The class leader was Autumn Nichols.

GRADUATION, continued:

Awards were presented to the following honor graduates during the ceremony:



Honor Grad: Caryl Trimble



Distinguished Grad: Mark Ford



Distinguished Grad: Kimberly Henry



Outstanding Leader: Autumn Nichols



Outstanding Leader: Kimberly Henry



Character First: Gabrielle Butler

During their time at the academy, the cadets held a school supply drive as their class community service project.



Graduates of the Residential Services Basic Training 3-22 class were:

- Gabrielle Butler
- Mason Ferguson
- Brandon Edwards
- Mark Ford

- Kimberly Henry
- Christian James
- Eric Kight
- David Moore
- Autumn Nichols
- Kenesha Parham
- Dalton Rather
- Jackie Riley
- Tracy Sanders
- Emily Srozinski
- Ryan Stickland
- Angela Thompson
- Caryl Trimble
- Kolton Waggoner

PAROLE/PROBATION AREA HIGHLIGHTS:**AREA 1**

During the month, Area 1 staff assisted with Washington County Failure to Appear (FTA) Amnesty Day. Assistant Area Manager Cody Muldrew and Parole/Probation Officer Walter Riketa attended the Amnesty Day at Genesis Church. Any community members with outstanding FTA warrants could come to Amnesty Day and meet with Public Defenders, Prosecutors, and Probation Officers to get back into compliance. If the case could be settled that day, they went to court in the afternoon and got it cleared up.

**AREA 2**

On July 25-28, members of the 14th Judicial District Drug Court team had the opportunity to travel to Nashville, Tennessee, for the National Association of Drug Court Professionals (NADCP) conference. Multiple classes were offered that focused on informing, improving and evolving specialty courts to better treat participants in local drug courts. After attending hours of classes each day, the team spent time together enjoying food and fellowship while discussing the takeaway information from the day's presentations.



AREA 2, continued:

On July 26, Secretary Solomon Graves visited the Harrison Parole and Probation Office. He was able to observe an intake, visit a session of the Circuit Court and experience several home visits.

AREA 3

Staff from the Parole and Probation Offices collaborated to make generous donations to the toy drive organized by Sex Offender Services. The Pocahontas, Walnut Ridge and Hardy Parole and Probation Offices made monetary and canned food donations to the Black River Area Development Office in Pocahontas. Staff at the Batesville office donated gently used clothing, cleaning supplies and personal hygiene items to Family Violence Prevention, Inc.



White County Drug Court participants expressed their appreciation for their supervising officer, counselor, judge and the rest of the team during Pretrial, Probation, and Parole Supervision Week. A total of 16 participants wrote letters describing their progress and achievements. Each one read their letters to the judge and the team during court.

AREA 4

On July 11, Parole and Probation Officer Chris Shaver and Administrative Assistant Blake Mills delivered several cases of water and various snack items to the Salvation Army in Jonesboro. These items will be used at



a cooling center, which opened due to the extreme temperatures.


Also on July 11, a Drug Court participant was able to obtain their Arkansas driver's license after not having one since 2009, which was a great accomplishment.

AREA 5

On July 19, Valley Behavioral Health System of Fort Smith conducted training in the Clarksville Parole and Probation Office. Officers, counselors, and Career Planning and Placement Specialists out of the Clarksville Office held banners in support of the Jason Foundation, Inc. The foundation is dedicated to the prevention of the "silent epidemic" of youth suicide through educational and awareness programs that equip young people, educators/ youth workers and parents with the tools and resources to help identify and assist at-risk youth.



Drug Court participants helped build and tend a garden at the Ozark office this summer. Drug Court Counselor Larry Baker said, "It has been a wonderful experience to see the garden grow from an old parking lot to a productive garden over the past three summers. Thanks to the mayor and Judge McCain for help with soil and wood. The Drug Court participants have built and planted the garden and now are reaping the fruits of their labor." One of the Drug Court participants said, "Working in the garden to me is a great example of community and togetherness. We all came together and worked." Another shared, "I learned how to build a cedar box for a flower bed and helped my work ethic."



AREA 6

On July 6, Officers Darrell Flowers, Heike McKinney and Evan Thomas participated in Tug of War and other fun, positive activities with juveniles from Community Service, Inc.



AREA 8

Congratulations to Treatment Advisor Vanessa Avery for being selected by her peers as July's Employee of the Month.



AREA 12

On July 28, TRIO-EOC was at the Texarkana Parole and Probation Office assisting offenders with college financial aid, enrollment and GED information. Staff assisted with completing EOC intake forms and reviewed program certificates and degrees offered at Texarkana Community College and the University of Arkansas Hope-Texarkana.

Substance Abuse Program Leader Nicole Collins held a birthday party for some Drug Court clients in Howard County to celebrate their new beginnings.


SEX OFFENDER SERVICES (SOS)

On July 14, Sex Offender Services Area Manager Jennifer Dean created a training curriculum regarding human trafficking to be added to the Probation and Parole Academy.

PAROLE/PROBATION HOME VISITS:

On July 8, **Area 2** Agent Hunter Boles, assisted by deputies of the IZARD County Sheriff's Department, conducted a home visit at the Melbourne Motel, which was the reported residence of a parolee. In

addition to the parolee, there were three others present at the residence – two of whom were currently under supervision. The compliance check resulted in the discovery of approximately 11 grams of a substance suspected to be methamphetamine as well as several items of drug paraphernalia. All subjects were taken into the custody of IZARD County Sheriff's Department and have been charged with applicable felonies.



On July 28, **Area 2** Agents Bobby Hicks and David Beaty, assisted by investigators with the Baxter County Sheriff's Department, conducted a home visit at the reported residence of a parolee. The compliance check resulted in the discovery of approximately 75 grams of methamphetamine laced with fentanyl as well as drug paraphernalia. Also discovered were items that had been reported stolen from several vehicle break-ins from Norfolk, Salesville, Briarcliff and Buford. The offender was taken into the custody of the Baxter County Sheriff's Department.



On July 7, **Area 4** Agent Andrew Spillman and Officer Ethan McGinnis, along with the Greene County Sheriff's Office, conducted a home visit at the residence of a probation absconder who had a felony Failure to Appear warrant. Following the offender's arrest, a search of the residence yielded 14



firearms and a large amount of ammunition as well as methamphetamine and paraphernalia.

The same day, Agent Spillman and Officer McGinnis transported a parolee to his residence after he

HOME VISITS, continued:

reported for his office visit under the influence. During a search of the residence, a large amount of methamphetamine, marijuana, and paraphernalia including scales, baggies and pipes were discovered.



During the month, **Area 11** Agents Douglas Johnson, Dustin Parker, Collin Frierson, Brooke Williams and Officer Anthony Spadoni conducted a home visit/employment verification after an offender failed to report for a scheduled office visit.

When agents entered the office area of the offender-owned Pine Bluff business, they found a loaded 12-gauge shotgun and, in a desk drawer, a bottle containing pills and a white powdery residue. When the offender arrived, he had \$1,527 in cash, 10 grams of what was later determined to be methamphetamines and a prescription pill bottle without a label with pills later identified as Alprazolam and Hydrocodone.



A search of the offender's vehicle yielded a .38 special revolver with live rounds and a 7- to 8-inch knife. The offender was transported to the detention center by the Pine Bluff Police Department and booked on the charges of Possession of a Controlled Substance with Intent to Deliver, Possession of a Firearm by Certain Persons, and Possession of a Controlled Substance.

RESIDENTIAL SERVICES:**COMMUNITY CORRECTION STAFF ATTEND NATIONAL DEPUTY WARDENS CONFERENCE**

On July 24-29, several employees attended the 75th Annual U.S. Deputy Wardens Association (USDWA) Conference in Bloomington, Minnesota, including:

White River Unit Warden Chad Davis, Central Arkansas Community Correction Center Warden Mark Warner, Northeast Arkansas Community Correction Center Treatment Supervisor Flossie Lane, Northwest Arkansas Community Correction Center Warden Gary Tabor and Southwest Arkansas Community Correction Center Warden John Miners.

**CENTRAL ARKANSAS COMMUNITY CORRECTION CENTER (CAC)**

CACCC staff members Andrea Little and DeUngela Fields bid farewell to Lt. Raj Suri (right) on his last day at the Center.

**EAST CENTRAL ARKANSAS COMMUNITY CORRECTION CENTER (ECACCC)**

Cpl. Shyla Ray and Sgt. Jaren Wren show off one of the beautiful quilts handmade by Center residents.



ECACCC, continued:

In July, ECACCC staff gathered to share their best wishes with Krycynthia Collins before she transitioned to a new position at Central Office.



Pictured below with Lt. Wanda Brown-Brooks (center) are new ECACCC staff hired in July: Tony Bonds, Satirica Chase, Aniya Brown, Robbie Townsend and Joyanna Adams.



NORTHWEST ARKANSAS COMMUNITY CORRECTION CENTER (NWACCC)


During July, Jenny Sorey and Shelley Moubert of Northwest Arkansas' Hub of HOPE spoke to the residents at NWACCC. Hub of HOPE works to bring healing and opportunities to victims of human trafficking and provide prevention and education to the community.

**OMEGA SUPERVISION SANCTION CENTER**

The following were honored as the latest employees of the month at Omega Center:

- Administrative – Carol Hubbard
- Security – Ricki Wood

- Treatment – Caroline Canady



Hubbard



Wood



Canady

Staff at the Omega Center partnered with THV11 and the Arkansas Foodbank for their 22nd annual Summer Cereal Drive. The donations collected during the drive are used to provide meals to children across the state.



SOUTHWEST ARKANSAS COMMUNITY CORRECTION CENTER (SWACCC)

A pinning ceremony was held for two SWACCC staff members who earned promotions in July. Congratulations go to Cpl. Bryan Blackmon and Sgt. Willianna Mason.



Cpl. Blackmon



Sgt. Mason

TREATMENT:**PROGRAM SUMMARY**

1,654 probationers and parolees were served in the general Substance Use Disorder Treatment programs.

TREATMENT, continued:

Another 1,465 participants were served in the Drug Court Treatment programs, bringing the total served to 3,119.

A total of 600 residents have agreed to participate in Medication-Assisted Treatment (MAT) since the program started in July 2018. As of July, a total of 366 were discharged with follow up in progress in the community and 96 have completed the program.

Partnerships are in effect with 75 community providers to continue MAT upon release from an ACC center. The grant ends on September 30, 2022. The State Opioids Response (SOR) III grant application has been submitted to the Division of Aging Adult and Behavioral Health Services (DAABHS) for the third cycle of the grant that will continue the MAT program from October 2022 if awarded.

An Intensive Case Management pilot program in the North Little Rock Parole/Probation Office (Area 8) began in September 2021 and currently has four active participants. Activities in July included three referrals to mental health services, two assisted with housing and three with employment.

Drug Court Treatment Program staff across the state attended the National Drug Court Conference in Nashville, Tennessee. Feedback was positive, with the conference presenting relevant topics for reference and continuing education.

General Treatment Program Summary**(Non-Drug Court):**

	Number of Participants
Substance Use Disorder Treatment	1,115
Case Management	122
Continuing Care	316
Domestic Violence Prevention	13
Life Skills	102
Tobacco Use Treatment	12

TREATMENT PROGRAM HIGHLIGHTS

Some of the July Treatment Program highlights included:

Area 1:

- Drug Court programs in Fayetteville, Rogers and Huntsville had a potluck and jointly organized a canned and dry food drive in celebration of Pretrial, Probation and Parole Supervision (PPPS) Week.

Area 2:

- Berryville and Mt. View Drug Court guest speakers addressed resume writing, job applications, interviews, building good credit and college education opportunities.
- The Substance Abuse Program Leader (SAPL) in Mountain Home taught a 3-hour session on opioids at the North Central Unit.

Area 3:

- The participants and Drug Court team volunteered 50 hours at the Recovery Picnic held in Searcy where participants interacted with representatives of other community resources present.
- Batesville Drug Court activities included a guest speaker from a local funeral home presenting a grief education topic, and two peer recovery specialists speaking on the topics of life before and in recovery. A question-and-answer session that followed addressed steps for becoming a peer recovery specialist.

Area 4:

- An Osceola Drug Court graduate spoke to current participants in the program about life in recovery and their experience in the program.

Area 5:

- PPPS Week celebration activities in Clarksville and Fort Smith included a potluck and group session testimonies by participants on their supervision experiences.

Area 6:

- The MAT Program Coordinator attended the Recovery Connection Leadership Group, visited ARCare for a meeting with new staff and conducted visits at ACC Centers with the MAT Substance Abuse Program Leader for a review of consistency in programing.

TREATMENT, continued:**Area 8:**

- The Treatment team in North Little Rock won the in-house challenge for the most items collected for the homeless as part of celebration of PPPS Week. The program also welcomed representatives from UAMS, who gave a presentation on HIV, AIDS and other sexually transmitted diseases. The representatives provided free HIV tests to program participants with voluntary participation.

Area 10:

- The Drug Court team in Hot Springs held a cookout for participants and their kids that focused on program awareness, healthy interactions and family unification.

REENTRY PROGRAM:**REENTRY FACILITIES:**

As of July 31, ACC had six licensed Reentry Facilities with 204 total residents in Phases I-IV of the Reentry program. Since the program began, a total of 2,634 individuals have successfully completed and graduated from the program. There were 20 reentry graduates during the month.

In July, 35 new residents were transferred into the Reentry program, 16 residents started the Career Readiness Certificate program and five residents completed the program. Eighteen (18) Reentry Facility residents received their drivers license, 17 received an ID card, 14 received their Social Security card and 14 received birth certificates.

REENTRY OFFICERS:

In July, 121 residents were reported to be employed and 33 residents were reported to be ineligible for employment at this time. Reentry Officers reported eight education referrals that resulted in education enrollment.

Reentry Officers conducted 138 Reentry Facility office visits, 114 Phase IV office visits, 22 Phase IV home visits and 46 pre-parole plan verifications. Reentry Officers made 25 community contacts within their assigned area

during the month and conducted 107 office visits in their area.

TRANSITIONAL HOUSING:

There are 18 licensed vendor facilities with 549 beds (418 ACC-funded) within the facilities.

Within the transitional facilities, there are 266 residents who have obtained full-time employment.

In July, three residents reported enrollment in GED classes and there are 325 Transitional Housing facility residents who reported having previously received their GED or high school diploma.

During the month, there were 47 registered sex offenders living in transitional facilities.

A total of 19 residents received their drivers license, 119 received an ID card, 83 received their Social Security card and 28 received birth certificates.

A total of 73 residents graduated from the Transitional Housing program, 55 absconded and 39 were dismissed.

VOLUNTEER PROGRAM:

In July, there were 421.50 volunteer hours reported from Transitional Housing and Reentry Facilities.

EMPLOYMENT:

During the month, 387 residents reported to have full-time employment within the Reentry and Transitional Housing Facilities.

COMMUNITY AWARENESS:

Arkansas Peer Recovery Program – There are 300 trained peers in the state.

Harbor House, Inc. – Currently, there are 23 recovery coaches trained to work with offenders. There are nine recovery coaches embedded in various locations which include: Sebastian, Johnson, Franklin, Faulkner, Pulaski, Washington, Benton, Garland, Miller, Pope and Logan counties.

SUPPLEMENTAL REPORTS

MEDICATION-ASSISTED TREATMENT PROGRAM (MAT) REPORT - JULY 2022

MAT Participants

Locations:		MAT Start Dates	Active Program Participants	New Clients in the Program this Month	Dropped Out	Total Active Participants
CACCC - Little Rock		Sep-19	16	2	3	15
EACCC - West Memphis		Jul-18	36	2	3	28
NEACCC - Osceola		Dec-21	14	2	1	14
NWACCC - Fayetteville		Sep-19	5	0	0	5
OTVCCC - Malvern		Jul-18	**ended July 2021		0	0
SWACCC - Texarkana		Jul-18	10	1	0	11
Probation / Parole		2018	76	8	11	73
Medically Withdrawn	Closed Unsuccessful		Successful Completion		Total Active	
63	134		96		146	
			Total # of Participants Since Program Began			660

Action	Jan-22	Feb-22	Mar-22	Apr-22	May-22	Jun-22
Assessments Completed in units	3	5	25	22	9	10
# of Clients Educated in units	298	292	518	463	425	450
# of Clients Released to Supervision	6	6	9	6	15	12
Pre-Release Interviews Completed	6	6	9	9	21	15

Action	Jul-22	Aug-22	Sep-22	Oct-22	Nov-22	Dec-22
# of Assessments Completed in units	6					
# of Clients Educated in units	451					
# of Clients Released to Supervision	8					
Pre-Release Interviews Completed	10					

PAROLE/PROBATION FEE COLLECTIONS AND WAIVERS - JULY 2022 — [Page 1 of 2]

	Jul-21	Aug-21	Sep-21	Oct-21	Nov-21	Dec-21	Jan-22	Feb-22	Mar-22	Apr-22	May-22	Jun-22	Jul-22
Area 1 - Fayetteville													
Fees Possible	149,380	152,775	154,070	152,775	153,650	155,365	154,980	156,415	158,865	160,580	162,645	161,665	161,385
Fees Collected	138,245	135,376	138,815	138,069	143,046	145,917	141,751	147,678	174,308	150,044	121,160	147,363	143,051
% Collected	93%	89%	90%	90%	93%	94%	91%	94%	110%	93%	74%	91%	89%
% Paying Offenders	57%	54%	55%	56%	57%	57%	57%	56%	60%	56%	43%	53%	51%
% Employed	89%	88%	89%	89%	89%	89%	89%	89%	89%	89%	88%	88%	89%
Fees Converted	2,797	2,090	1,517	1,394	2,198	1,725	2,952	1,961	4,919	3,880	2,939	6,446	3,396
% Converted	2%	1%	1%	1%	1%	1%	2%	1%	3%	2%	2%	4%	2%
Fees Waived	2,380	2,450	2,485	2,520	2,870	2,485	2,660	2,695	3,010	2,870	2,730	2,660	2,905
% Waived	2%	2%	2%	2%	2%	2%	2%	2%	2%	2%	2%	2%	2%
Area 2 - Mountain Home													
Fees Possible	70,560	69,720	70,700	69,965	70,525	70,245	69,720	68,565	69,475	70,000	70,770	69,790	70,315
Fees Collected	68,877	63,666	70,033	70,258	66,693	63,599	65,721	69,550	76,699	67,924	59,826	70,237	64,500
% Collected	98%	91%	99%	100%	95%	91%	94%	101%	110%	97%	85%	101%	92%
% Paying Offenders	60%	59%	60%	62%	61%	59%	61%	62%	65%	61%	52%	58%	56%
% Employed	87%	87%	86%	87%	88%	88%	88%	88%	88%	89%	89%	90%	90%
Fees Converted	-	-	143	528	-	72	105	362	355	242	336	1,114	756
% Converted	0%	0%	0%	1%	0%	0%	0%	1%	1%	0%	0%	2%	1%
Fees Waived	420	420	455	455	315	385	315	455	700	455	595	490	665
% Waived	1%	1%	1%	1%	0%	1%	0%	1%	1%	1%	1%	1%	1%
Area 3 - Searcy													
Fees Possible	113,855	114,450	115,150	114,275	116,130	115,360	115,185	114,870	112,770	113,540	114,870	114,415	114,275
Fees Collected	102,560	101,506	100,668	106,446	106,091	108,718	107,212	107,555	125,895	103,473	86,954	109,922	106,257
% Collected	90%	89%	87%	93%	91%	94%	93%	94%	112%	91%	76%	96%	93%
% Paying Offenders	57%	56%	55%	58%	56%	57%	57%	56%	61%	55%	46%	55%	54%
% Employed	80%	81%	81%	81%	81%	81%	80%	81%	81%	81%	81%	81%	81%
Fees Converted	1,161	792	1,857	2,148	1,505	1,396	1,234	1,551	1,425	1,585	1,870	2,173	2,563
% Converted	1%	1%	2%	2%	1%	1%	1%	1%	1%	1%	2%	2%	2%
Fees Waived	3,745	3,745	3,430	3,430	3,185	3,290	3,570	3,780	3,185	3,150	2,905	2,835	3,045
% Waived	3%	3%	3%	3%	3%	3%	3%	3%	3%	3%	3%	2%	3%
Area 4 - Jonesboro													
Fees Possible	101,990	101,255	100,625	101,115	102,445	102,830	101,395	99,960	99,050	99,960	102,200	103,425	101,920
Fees Collected	86,231	87,470	93,408	88,200	84,125	89,568	86,875	91,183	106,199	83,072	77,588	88,104	80,584
% Collected	85%	86%	93%	87%	82%	87%	86%	91%	107%	83%	76%	85%	79%
% Paying Offenders	51%	51%	55%	52%	51%	51%	53%	53%	58%	50%	44%	48%	47%
% Employed	79%	80%	80%	80%	81%	80%	80%	80%	80%	80%	81%	82%	82%
Fees Converted	1,698	3,729	2,732	3,630	3,193	2,937	3,091	2,030	4,263	3,122	3,328	6,716	2,990
% Converted	2%	4%	3%	4%	3%	3%	3%	2%	4%	3%	3%	6%	3%
Fees Waived	5,600	5,740	5,985	6,475	6,125	6,160	5,915	5,460	5,600	5,180	5,880	5,740	6,020
% Waived	5%	6%	6%	6%	6%	6%	6%	5%	6%	5%	6%	6%	6%
Area 5 - Fort Smith													
Fees Possible	102,830	105,280	106,015	104,475	104,405	104,370	103,320	103,670	103,530	104,335	104,125	102,795	101,535
Fees Collected	88,667	85,685	81,189	91,615	94,634	90,669	89,547	99,171	118,377	95,968	77,880	91,406	84,363
% Collected	86%	81%	77%	88%	91%	87%	87%	96%	114%	92%	75%	89%	83%
% Paying Offenders	54%	50%	49%	53%	53%	52%	53%	53%	61%	53%	45%	52%	49%
% Employed	79%	79%	80%	80%	80%	80%	81%	81%	81%	82%	82%	82%	82%
Fees Converted	5,095	3,358	4,628	6,518	4,685	8,100	8,712	5,983	7,609	6,518	4,208	6,371	4,158
% Converted	5%	3%	4%	6%	4%	8%	8%	6%	7%	6%	4%	6%	4%
Area 6 - Conway													
Fees Possible	97,090	97,195	96,040	95,760	94,325	93,835	93,100	93,905	92,960	92,995	92,855	92,435	91,735
Fees Collected	83,891	77,272	89,768	92,133	89,105	90,168	87,534	86,936	101,933	85,781	82,503	87,266	77,790
% Collected	86%	80%	93%	96%	94%	96%	94%	93%	110%	92%	89%	94%	85%
% Paying Offenders	54%	51%	56%	57%	58%	60%	58%	56%	62%	56%	51%	57%	52%
% Employed	78%	77%	79%	80%	81%	80%	81%	81%	81%	81%	81%	82%	81%
Fees Converted	1,661	1,491	2,030	2,120	1,715	959	932	868	1,205	601	1,239	1,721	1,881
% Converted	2%	2%	2%	2%	2%	1%	1%	1%	1%	1%	1%	2%	2%
Fees Waived	1,435	1,470	1,610	1,610	1,470	1,505	1,785	1,890	1,715	1,855	1,575	1,645	1,645
% Waived	1%	2%	2%	2%	2%	2%	2%	2%	2%	2%	2%	2%	2%
Area 8 - Little Rock													
Fees Possible	173,460	175,105	173,040	171,535	171,150	169,575	167,055	166,775	167,195	168,105	169,260	168,245	169,610
Fees Collected	142,881	149,693	148,423	147,452	149,709	142,796	151,469	155,469	166,874	153,074	124,203	147,958	134,080
% Collected	82%	85%	86%	86%	87%	84%	91%	93%	100%	91%	73%	88%	79%
% Paying Offenders	49%	50%	50%	50%	51%	49%	51%	51%	54%	51%	42%	49%	45%
% Employed	81%	81%	82%	83%	83%	82%	82%	81%	82%	83%	83%	82%	83%
Fees Converted	2,420	418	1,067	88	1,742	715	3,588	1,771	2,596	2,599	2,519	4,334	814
% Converted	1%	0%	1%	0%	1%	0%	2%	1%	2%	2%	1%	3%	0%
Fees Waived	6,650	6,860	6,650	6,335	6,335	6,125	6,055	5,880	5,950	5,845	6,055	5,915	6,055
% Waived	4%	4%	4%	4%	4%	4%	4%	4%	4%	3%	4%	4%	4%
Area 9 - West Memphis													
Fees Possible	52,255	52,570	51,905	51,870	51,835	51,415	50,050	50,260	50,050	50,225	49,455	49,630	50,050
Fees Collected	42,813	45,127	44,940	42,202	44,844	45,406	47,396	43,062	58,849	43,207	39,813	44,303	41,076
% Collected	82%	86%	87%	81%	87%	88%	95%	86%	118%	86%	81%	89%	82%
% Paying Offenders	51%	51%	54%	51%	54%	53%	56%	51%	62%	51%	46%	51%	47%
% Employed	69%	68%	70%	70%	71%	70%	70%	70%	71%	70%	70%	71%	71%
Fees Converted	737	1,397	537	814	974	1,051	1,408	2,376	2,222	2,115	3,300	2,277	3,399
% Converted	1%	3%	1%	2%	2%	2%	3%	5%	4%	4%	7%	5%	7%
Fees Waived	1,575	1,785	1,715	1,505	1,260	1,295	1,435	1,470	1,330	1,365	1,190	1,225	1,225
% Waived	3%	3%	3%	3%	2%	3%	3%	3%	3%	3%	2%	2%	2%



PAROLE/PROBATION FEE COLLECTIONS AND WAIVERS - JULY 2022 — [Page 2 of 2]

	Jul-21	Aug-21	Sep-21	Oct-21	Nov-21	Dec-21	Jan-22	Feb-22	Mar-22	Apr-22	May-22	Jun-22	Jul-22
Area 10 - Hot Springs													
Fees Possible	98,770	97,160	96,600	98,000	97,720	116,095	116,375	115,640	114,205	115,675	115,290	115,570	115,710
Fees Collected	90,730	87,247	85,714	88,766	86,697	105,250	102,976	108,003	125,566	102,106	87,913	110,099	101,062
% Collected	92%	90%	89%	91%	89%	91%	88%	93%	110%	88%	76%	95%	87%
% Paying Offenders	56%	56%	56%	57%	55%	56%	55%	56%	62%	55%	47%	54%	52%
% Employed	82%	82%	83%	83%	84%	82%	82%	82%	82%	83%	83%	83%	83%
Fees Converted	1,441	1,342	1,997	1,848	2,558	2,255	2,409	429	2,423	2,057	1,254	1,330	2,536
% Converted	1%	1%	2%	2%	3%	2%	2%	0%	2%	2%	1%	1%	2%
Fees Waived	5,740	5,985	5,985	6,370	5,985	6,790	7,035	6,965	7,035	6,895	6,930	6,930	7,140
% Waived	6%	6%	6%	7%	6%	6%	6%	6%	6%	6%	6%	6%	6%
Area 11 - Pine Bluff													
Fees Possible	76,475	76,160	76,020	75,530	75,460	93,485	92,960	92,505	91,770	93,625	93,765	93,345	92,505
Fees Collected	69,166	66,129	72,541	71,992	71,369	85,609	85,572	92,612	108,431	78,421	73,760	86,795	84,579
% Collected	90%	87%	95%	95%	95%	92%	92%	100%	118%	84%	79%	93%	91%
% Paying Offenders	59%	56%	61%	60%	60%	58%	58%	59%	67%	55%	50%	55%	56%
% Employed	74%	75%	75%	76%	77%	76%	74%	74%	75%	76%	76%	76%	75%
Fees Converted	1,919	3,256	2,655	2,351	3,264	4,689	3,249	3,773	3,886	3,299	2,904	3,564	4,318
% Converted	3%	4%	3%	3%	4%	5%	3%	4%	4%	4%	3%	4%	5%
Area 12 - Texarkana													
Fees Possible	86,590	86,310	86,765	88,060	89,145	99,785	98,630	99,470	99,715	99,225	99,295	98,700	98,035
Fees Collected	74,724	75,432	70,603	78,704	72,040	88,616	89,321	98,834	111,689	88,228	78,355	94,556	87,248
% Collected	86%	87%	81%	89%	81%	88%	90%	99%	111%	88%	79%	96%	89%
% Paying Offenders	53%	53%	51%	54%	51%	54%	55%	57%	60%	53%	47%	52%	51%
% Employed	78%	77%	77%	77%	77%	76%	76%	76%	77%	78%	78%	78%	79%
Fees Converted	5,022	4,832	3,821	3,050	3,191	5,535	4,170	2,718	2,442	3,636	3,119	2,706	5,192
% Converted	6%	6%	4%	3%	4%	6%	4%	3%	2%	4%	3%	3%	5%
Fees Waived	2,240	2,135	2,170	1,995	1,820	3,150	2,800	2,800	2,975	2,835	2,555	2,555	2,835
% Waived	3%	2%	3%	2%	2%	3%	3%	3%	3%	3%	3%	3%	3%
Area 13 - El Dorado													
Fees Possible	50,750	50,750	50,365	50,085	49,280	-	-	-	-	-	-	-	-
Fees Collected	44,284	45,424	45,466	45,054	44,820	-	-	-	-	-	-	-	-
% Collected	86%	88%	90%	89%	90%	0%	0%	0%	0%	0%	0%	0%	0%
% Paying Offenders	55%	54%	54%	57%	56%	0%	0%	0%	0%	0%	0%	0%	0%
% Employed	70%	70%	70%	71%	72%	0%	0%	0%	0%	0%	0%	0%	0%
Fees Converted	264	528	985	989	451	-	-	-	-	-	-	-	-
% Converted	1%	1%	2%	2%	1%	0%	0%	0%	0%	0%	0%	0%	0%
Fees Waived	3,220	3,395	3,675	3,955	3,745	-	-	-	-	-	-	-	-
% Waived	6%	7%	7%	8%	8%	0%	0%	0%	0%	0%	0%	0%	0%
Grand Total													
Fees Possible	1,174,005	1,178,730	1,177,295	1,173,445	1,176,070	1,172,360	1,162,770	1,162,035	1,159,585	1,168,265	1,174,530	1,170,015	1,167,075
Fees Collected	1,033,070	1,020,027	1,041,569	1,060,889	1,053,172	1,056,316	1,055,375	1,100,052	1,274,819	1,051,297	909,954	1,078,009	1,004,589
% Collected	88%	87%	88%	90%	90%	90%	91%	95%	110%	90%	77%	92%	86%
% Paying Offenders	54%	53%	54%	55%	55%	55%	55%	55%	61%	54%	46%	53%	51%
% Employed	80%	80%	81%	81%	82%	81%	81%	81%	81%	82%	82%	82%	82%
Fees Converted	24,214	23,232	23,969	25,479	25,475	29,431	31,849	23,820	33,343	29,651	27,014	38,750	32,002
% Converted	2%	2%	2%	2%	2%	3%	3%	2%	3%	3%	2%	3%	3%
Fees Waived	35,490	36,715	36,960	37,590	36,295	36,120	36,505	36,225	36,400	36,085	36,155	35,350	36,890
% Waived	3%	3%	3%	3%	3%	3%	3%	3%	3%	3%	3%	3%	3%

- Fees Possible:** The amount of supervision fees that can be collected per active/electronic monitoring supervision status of offenders for that month only. Does not include annual, pre-trial, and SIS.
- Fees Collected:** Actual amount of money collected that can be deposited in Special Revenue fund. Please keep in mind the amount collected could include an offender that pays three months in advance.
- Fees Converted:** Amount not included in Fees Collected. Represents the amount of money lost by conversions. If this money were collected instead of converted, it would be added to Fees Collected.
- Fees Waived:** Amount not included in Fees Collected. Represents the amount of money lost by waivers. If this money were collected instead of waived, it would be added to Fees Collected.

*Area 13 - El Dorado was dissolved in December 2021 and the counties in that area were divided between Areas 10, 11 and 12. Area 13 will continue to show on this listing until the January 2023 report when it will drop off naturally as having no collections.

CENTER POPULATIONS - JULY 2022

AR DOC
REPORT NO. IPTR500 - 18

ARKANSAS DEPARTMENT OF CORRECTION
ACC OPTION
STATEWIDE POPULATION REPORT

PAGE: 1 of 1
PROCESSED: 08/18/2022 01:02 PM
REQUESTOR: Janie G Runkle

FOR: 07/31/2022

Location:	In Count	Out To:					Capacity	% Capacity
		ORCU Hosp	Other Hosp	Furlough	Court	Total		
Central AR CCC - Males/Males	139	0	0	0	0	139	120	
Central AR CCC - Short Term Drug Court Treatment/Males	11	0	0	0	0	11	30	
Central AR CCC - Males Total	150	0	0	0	0	150	150	100.0%
East Central AR CCC/Females	219	0	0	0	0	219	212	
East Central AR CCC-Females Drug Treatment/Females	22	0	0	0	0	22	50	
East Central AR CCC Supervision Sanction-Female/Females	66	0	0	0	0	66	88	
East Central AR CCC Total	307	0	0	0	0	307	350	87.7%
NE AR CCC - Drug Treatment/Males	9	0	1	0	0	10	25	
NE AR CCC/Males	214	0	0	0	0	214	215	
NE AR CCC Total	223	0	1	0	0	224	240	93.3%
NW AR CCC/Females	113	0	0	0	1	114	114	
NW AR CCC Total	113	0	0	0	1	114	114	100.0%
Omega Supervision Sanction Center/90 Day PV in CCC Males	113	0	0	0	0	113	0	
Omega Supervision Sanction Center/Males	138	0	0	0	4	142	300	
Omega Supervision Sanction Center Total	251	0	0	0	4	255	300	85.0%
SW AR CCC/Males	386	0	0	0	1	387	375	
SW AR Supervision Sanction Center/Males	25	0	0	0	0	25	100	
SW AR CCC Total	411	0	0	0	1	412	475	86.7%
In Transit Count:	0							
TOTALS - UNIT COUNT	1,455	0	1	0	6	1,462		
					Male	1,041	1,165	89.4%
					Female	421	464	90.7%
					Total	1,462	1,629	89.7%
County Jail Backup SSP/Females Total	7	0	0	0	0	7		
County Jail Backup SSP/Males Total	79	0	0	0	0	79		
County Jail Backup/Females Total	9	0	0	0	0	9		
County Jail Backup/Males Total	17	0	0	0	0	17		
TOTAL - NONAGENCY	112	0	0	0	0	112		
					Male	96		
					Female	16		
					Total	112		
Re-Entry Act 146 Total	209	0	0	0	0	209	244	85.7%
GRAND TOTAL	1,776	0	1	0	6	1,783		

RESIDENTIAL CENTERS STATISTICS AT A GLANCE - JULY 2022

Resident Admissions:

CAC: 19
 ECAC: 73
 NEAC: 23
 NWAC: 21
 OMEGA: 52
 SWAC: 51

Resident Releases:

CAC: 22 (5 were transfers)
 ECAC: 63
 NEAC: 29
 NWAC: 20
 OMEGA: 58
 SWAC: 89

Affordable Healthcare Enrollment:

CAC: 17
 ECAC: 19
 NEAC: 29
 NWAC: 0
 OMEGA: 60
 SWAC: 38

Wage Class Enrollment:

CAC: 28
 ECAC: 12
 NEAC: 0
 NWAC: 0
 OMEGA: 4
 SWAC: 12

Shorter College Enrollment:

CAC: 30
 ECAC: 53
 NEAC: 23
 NWAC: 10
 SWAC: 70
 OMEGA: 0

Henderson State University Enrollment:

OMEGA: 51

Exodus Enrollment:

CAC: 129
 ECAC: 0

Good Grid Enrollment

CAC: 82
 ECAC: 24
 NEAC: 1
 NWAC: 14

OMEGA: 0
 SWAC: 0

Photo IDs Issued:

CAC: 10
 ECAC: 6
 NEAC: 0
 NWAC: 10
 OMEGA: 22
 SWAC: 0

Drivers Licenses Obtained:

CAC: 2
 ECAC: 3
 NEAC: 0
 NWAC: 8
 OMEGA: 5
 SWAC: 0

MAT Participants:

CAC: 15
 ECAC: 28
 NEAC: 15
 NWAC: 4
 OMEGA: 0
 SWAC: 11

Reformers Unanimous Attendance:

OMEGA: 110

Number of Volunteers:

CAC: 31
 ECAC: 0
 NEAC: 40
 NWAC: 73
 OMEGA: 14
 SWAC: 5

Number of Volunteer Hours:

CAC: 85
 ECAC: 0
 NEAC: 91
 NWAC: 203.5
 OMEGA: 41.08
 SWAC: 11

GED Enrollment:

CAC: 0
 ECAC: 29
 NEAC: 35
 NWAC: 0
 OMEGA: 0
 SWAC: 58

GED Completed:

CAC: 0
 ECAC: 0
 NEAC: 2
 NWAC: 0
 OMEGA: 0
 SWAC: 0

AA/NA Attendance:

CAC: 149
 ECAC: 0
 NEAC: 28
 NWAC: 39/24
 OMEGA: 204
 SWAC: 193/260 = 453

Celebrate Recovery Attendance:

CAC: 15
 ECAC: 0
 NEAC: 32
 NWAC: 11
 OMEGA: 0
 SWAC: 0

PAROLE/PROBATION POPULATION - JULY 2022

Active:

Includes current status of Active, Abscond and Electronic Monitoring

Inactive:Includes current status of Non Reporting, Unsupervised, SIS
(Suspended Imposition of Sentence), Incarcerated and Out to Other State**Statewide Totals by Current Supervision Status
(Active and Inactive) as of August 17, 2022**

Area	Active	Inactive	TOTAL
Area 1-Fayetteville	7,208	2,902	10,110
Area 2-Mountain Home	2,504	637	3,141
Area 3-Searcy	4,652	1,370	6,022
Area 4-Jonesboro	3,963	1,840	5,803
Area 5-Fort Smith	3,893	3,973	7,866
Area 6-Conway	3,620	1,099	4,719
Area 8-Little Rock	7,429	1,323	8,752
Area 9-West Memphis	1,988	424	2,412
Area 10-Hot Springs	5,205	1,001	6,206
Area 11-Pine Bluff	4,314	926	5,240
Area 12-Texarkana	4,143	1,417	5,560
ISC	9	1,753	1,762
Statewide Totals by Status	48,928	18,665	67,593

PAROLE/PROBATION POPULATION - JULY 2022

Statewide Totals by Current Supervision Status as of August 17, 2022

Area	Active			Inactive					OVERALL TOTALS PER AREA
	Active (Direct Supv)	Electronic Monitoring (Direct)	Absconded	Incarcerated	Non- Reporting	Out to Other State	Unsupervised	Suspnd Imposition of Snt (SIS)	
Area 1-Fayetteville	5,219	35	1,954	559	437	581	275	1,050	10,110
Area 2-Mountain Home	2,103	17	384	167	123	134	69	144	3,141
Area 3-Searcy	3,545	5	1,102	258	189	225	52	646	6,022
Area 4-Jonesboro	3,137	10	816	232	223	158	91	1,136	5,803
Area 5-Fort Smith	3,091	23	779	260	327	152	130	3,104	7,866
Area 6-Conway	2,790	1	829	237	139	105	50	568	4,719
Area 8-Little Rock	5,186	113	2,130	372	362	53	205	331	8,752
Area 9-West Memphis	1,442	4	542	126	56	51	18	173	2,412
Area 10-Hot Springs	3,674	30	1,501	265	168	94	164	310	6,206
Area 11-Pine Bluff	2,986	25	1,303	228	92	70	162	374	5,240
Area 12-Texarkana	2,949	15	1,179	311	234	280	102	490	5,560
ISC	9			16	69	1,668			1,762
Statewide Totals by Current Supervision Status	36,131	278	12,519	3,031	2,419	3,571	1,318	8,326	67,593

Offender Count Active Excluding Absconders

36,409

Explanation for "Current Supervision Status"

Active Supervision:

Offender is currently on Active/Direct Supervision Status.

Electronic Monitoring:

Offender is currently on an Electronic Monitor.

Incarcerated:

Offender is currently incarcerated including the following:

- Parole Holds (in state and out-of-state)
- ACT 570 Holds
- County Jail (including possible new charges—felony or misdemeanors—or serving commitments for traffic fines, court commitments, etc).

Non Reporting:

Drug Court offender currently in a Community Correction Center for sanction or court commitment, on detainer (federal or ICE hold), out-of-state, in CCC Residential Treatment, nursing home, hospital, or Arkansas State Hospital.

Out-To-Other-State:

Offender supervised out of Arkansas through Interstate Compact.

Unsupervised:

Parolee whose earned Good Time has met the requirements for unsupervised parole, probationers who received Unsupervised Sentence (e.g., five-year probation sentence specified as 3 years supervised and an additional 2 years unsupervised probation; or an unsupervised probation sentence which is common for misdemeanor offenses (e.g., 1 year unsupervised probation term).

Suspended Imposition of Sentence (SIS):

Offender received a suspended term of supervision.

REGULAR PAROLE/PROBATION CASELOADS - JULY 2022

Regular P&P Caseloads/Workloads By Area

8/5/22

AREA	Authorized Officers	Filled	Regular P&P Offenders				Total Active Offenders	Caseload Ratio (Authorized Positions)	Caseload Ratio (Filled Positions)	Work Units	Workload (Authorized Positions)	Workload (Filled Positions)	Total Indirect
			Maximum	Medium	Minimum	Pending							
AREA 01	51	50	220	1,964	2,375	172	4,731	93	95	7,226	142	145	4,432
AREA 02	19	18	132	692	932	43	1,799	95	100	2,778	146	154	685
AREA 03	38	36	180	1,532	1,337	66	3,115	82	87	5,048	133	140	1,958
AREA 04	33	32	154	1,128	1,578	67	2,927	89	91	4,397	133	137	2,384
AREA 05	29	26	235	997	1,293	73	2,598	90	100	4,107	142	158	3,879
AREA 06	29	28	143	961	1,109	56	2,269	78	81	3,548	122	127	1,082
AREA 07/08	67	55	407	2,344	2,142	187	5,080	76	92	8,359	125	152	2,207
AREA 09	18	18	146	527	694	30	1,397	78	78	2,234	124	124	643
AREA 10	40	36	237	1,294	1,620	71	3,222	81	90	5,030	126	140	1,597
AREA 11	35	31	217	1,201	1,045	59	2,522	72	81	4,196	120	135	1,495
AREA 12	34	28	253	1,129	1,321	67	2,770	81	99	4,446	131	159	1,771
Statewide	393	358	2,324	13,769	15,446	891	32,430	913	993	51,368	1,443	1,571	22,133
Area Average			211	1,252	1,404	81	2,948	83	90	4,670	131	143	

¹ Regular P&P Caseloads/Workloads include offenders with Active (Direct), Electronic Monitoring, and Incarcerated supervision statuses. Incarcerated here refers to temporary jail stays.
² Offenders on Annual or Indirect Supervision are excluded from caseload/workload counts and ratios.
³ Specialty Court Offender figures shown here are only those assigned to regular P&P officers. These offenders are not counted in caseload or workload ratios.
⁴ Indirect totals here are for offenders in Non-Active supervision statuses or those under Annual Supervision.

PAROLE/PROBATION CASELOADS FOR SPECIALTY COURTS - JULY 2022

Specialty Court Caseloads/Workloads By Area

AREA	Authorized Officers	Filled	Regular P&P Offenders				Total Regular P&P Offenders	Total Active Specialty Court Offenders	Total Indirect Including Regular & Specialty	Caseload Ratios (Based on Active/Direct offenders)			Workload		
			Maximum	Medium	Minimum	Unassigned				P&P	Specialty	Mixed	Work Units	Workload (Authorized Positions)	Workload (Filled Positions)
AREA 01	11	10	1	16	8	0	25	448	175	2	41	43	912	83	91
AREA 02	5	5	25	137	111	1	274	25	70	55	5	60	507	101	101
AREA 03	6	6	9	93	143	7	252	119	172	42	20	62	560	93	93
AREA 04	5	5	3	53	60	5	121	188	126	24	38	62	442	88	88
AREA 05	9	8	7	72	234	6	319	255	333	35	28	64	844	94	105
AREA 06	6	6	38	101	180	5	324	103	307	54	17	71	674	112	112
AREA 07/08	2	1	5	9	3	1	18	49	60	9	25	34	126	63	126
AREA 09	3	2	17	37	65	4	123	30	75	41	10	51	236	79	118
AREA 10	7	4	28	89	54	3	174	63	267	25	9	34	435	62	109
AREA 11	7	7	22	130	109	6	267	128	297	38	18	56	644	92	92
AREA 12	6	6	24	106	126	8	264	113	221	44	19	63	592	99	99
Statewide	67	60	179	843	1,093	46	2,161	1,521	2,103	32	23	55	5,971	966	1,135
Area Average			16	77	99	4		138		34	21	54	792	89	100

¹Specialty Court Caseloads/Workloads include offenders who are assigned to officers in Specialty Court positions who have Active (Direct), Electronic Monitoring, or Incarcerated supervision statuses.

²Offenders on Indirect or Annual Supervision are not included in caseload counts or ratios. Annual supervision counts include both regular P&P and Specialty Court offenders assigned to Specialty Court officers.

³Offenders in risk-level columns above are regular P&P offenders who are supervised by officers in Specialty Court positions.

Specialized Caseloads

AREA	Authorized Officers	Totals	Ratios
		Offenders	Caseload
INTENSIVE SUPERVISION	14	793	38
INTERSTATE COMPACT	0	1,763	0
SPECIAL RESPONSE TEAM	18	4,557	250
Statewide	32	7,113	188

This page and the next contain statewide caseload information for ACC. Caseloads are presented separately for regular parole and probation, specialty court, and specialized caseloads. This version is specifically designed for quarterly legislative reporting and differs from the daily caseloads/workloads report.

Beyond the exclusion of workloads calculation, it is important to note that direct supervision in these tables includes regular parole and probation and specialty court (including regular parole and probation offenders carried by specialty court officers) offenders with active (direct), electronic monitoring, or incarceration supervision status, as well as absconders assigned to SRT officers. Offenders on annual supervision are counted as indirect.

PAROLE/PROBATION CASELOADS - JULY 2022

Caseloads By Area

8/22/22

AREA	Cases	Authorized Officers	Vacant	Filled	Total Active	Total Indirect	Totals:
AREA 01	AREA CASES	62	2	60	5,189	4,608	9,797
AREA 02		24	0	24	2,186	802	2,988
AREA 03		44	1	43	3,488	2,120	5,608
AREA 04		38	1	37	3,134	2,482	5,616
AREA 05		38	3	35	3,162	4,196	7,358
AREA 06		35	0	35	2,679	1,387	4,066
AREA 07/08		69	15	54	5,092	2,218	7,310
AREA 09		21	1	20	1,543	721	2,264
AREA 10		47	6	41	3,504	1,938	5,442
AREA 11		42	4	38	2,851	1,798	4,649
AREA 12		40	5	35	3,120	1,993	5,113
TOTALS	AREA CASES	460	38	422	35,948	24,263	60,211
INSTITUTIONAL PAROLE	SPECIALIZED CASES	28	0	28	0	0	0
INTENSIVE SUPERVISION		14	0	14	525	268	793
INTERSTATE COMPACT		0	0	0	32	1,731	1,763
RE-ENTRY		11	0	11	0	0	0
SEX OFFENDER ASSESSMENT		12	0	12	0	0	0
SPECIAL RESPONSE TEAM		18	0	18	17	4,540	4,557
TOTALS	SPECIALIZED CASES	83	0	83	574	6,539	7,113
Statewide TOTALS		543	38	505	36,522	30,802	67,324

Caseloads are presented in distinct officer groupings:

Regular: These are officers carrying normal Probation and Parole caseloads.

Specialty Court: These officers supervise offenders in specialty courts. Note that these officers may also carry regular P/P offenders, and these offenders are reflected in the specialty court caseload/workload figures; however, separate caseload/workload ratios are calculated for the regular and specialty court portions of a specialty court officer's caseload, in addition to a combined, or mixed, ratio.

Specialized: These officers supervise strategically specialized caseloads consisting of offenders requiring heightened supervision protocols (intensive supervision) and parolees who have absconded supervision (Special Response Team).

Indirect: These are offenders for whom their sentence, circumstance, or current status is associated with a reduced supervision obligation for the officers they are assigned to. Generally, these include offenders in non-reporting status, those on suspended sentences (SIS), and interstate compact offenders. Offenders on annual supervision are also included in this group.

PAROLE/PROBATION RISK LEVELS - JULY 2022

Statewide Risk Levels by Caseload Types as of August 4, 2022

CURRENT RISK LEVELS	Parole	Probation	Drug Court	Hope Court	Mental Health Court	Veterans Court	Swift Courts	Pre Trial/ Drug Court	Pre Trial/ Pre-Adjudicated	Pre Trial/ Regular	Pre Trial/ Veterans Court	Suspended	Ext Sex Offender Supv	Totals
Maximum	2,813	1,546	182	4		2		1		1		309	1	4,859
Medium	9,580	12,126	1,010	34	10	45	4	4	37	12		1,538	3	24,403
Minimum	6,070	16,054	516	17	7	48	3	12	55	6	1	1,405		24,194
Annual Reporting	2,300	1,217	1									169		3,687
Unassigned	2,926	2,313	60	2		3		18		13	1	5,124		10,460
Sum:	23,689	33,256	1,769	57	17	98	7	35	92	32	2	8,545	4	67,603

CURRENT RISK LEVELS ASSIGNED EXPLANATION:

- Maximum- last risk level score as "High"
- Medium- last risk level score as "Medium"
- Minimum- last risk level score as "Low"
- Annual- identifies offenders that are supervised Annual Reporting
- Unassigned- no ARORA has been completed or offender is currently supervised as "Unsupervised" where the risk level was changed to unassigned

Statewide Risk Levels by Caseload Supervision Status as of August 4, 2022

RISK LEVELS BY CURRENT SUPERVISION STATUS	Maximum	Medium	Minimum	Annual Reporting	Unassigned	Sum:
Active (Direct Supv)	2,113	14,068	16,637	2,871	361	36,050
Electronic Monitoring (Direct)	95	159	19	1	2	276
Absconded	1,487	5,681	3,441	77	1,892	12,578
Incarcerated	485	1,409	530	12	649	3,085
Non-Reporting	253	739	466	14	920	2,392
Out to Other State	121	729	1,294	45	1,400	3,589
Unsupervised	11	110	427	499	261	1,308
Suspnd Imposition of Snt (SIS)	294	1,508	1,380	168	4,975	8,325
Sum:	4,859	24,403	24,194	3,687	10,460	67,603

PAROLE/PROBATION GAINS AND LOSSES - JULY 2022

Gains and Losses	Probation	Parole	Pre-Trial	Suspended	Sum:
Intakes	716	647	22	109	1,494
Sanction Release from SSP	6	152		1	159
Total Gains	722	799	22	110	1,653
Revocations/or New ADC or CCC Sentence	226	364		30	620
Sanction Incarceration SSP	3	103			106
Terminations	487	206	9	126	828
Total Losses	716	673	9	156	1,554

SRT and IPS Teams - JULY 2022

July SRT – Task Force Report	
Arrests:	
Absconders	73
Active Supervision	41
Collateral Arrest	84
SRT Total:	51
Task Force Total:	217
SRT Plus Task Force Total:	268

July SRT – Task Force Report	
Felony charges	396
Misdemeanor charges	171
Traffic charges	149
Narcotics arrests	88
Confiscations:	
Marijuana	74,317.84 grams
Meth	1,062.9 grams
Cocaine	83.88 grams
Heroin	5.0 grams
Fentanyl	156.97 grams
PCP	4.1 grams
Fentanyl pills	400 pills
Prescription pills	294 pills
Handguns	48
Rifles	8
Recovered vehicles	20
Recovered motorcycles	1
Drug paraphernalia	116 items
Currency seized	\$276,947.00

INTENSIVE PAROLE SUPERVISION		JULY 2022																		
Type of Charges																				
Firearms	1																			
Narcotics	6																			
Firearms/Narcotics	1																			
Warrants/Abscond	26																			
Total Charges Filed	34																			
<table><tr><th colspan="3">NUMBER OF ARRESTS</th></tr><tr><td></td><th>Parole</th><th>Probation</th></tr><tr><td>Active Supervision</td><td>9</td><td>10</td></tr><tr><td>Absconders</td><td>9</td><td>9</td></tr><tr><td>Collateral</td><td colspan="2">3</td></tr><tr><td>Total Arrests:</td><td colspan="2">40</td></tr></table>			NUMBER OF ARRESTS				Parole	Probation	Active Supervision	9	10	Absconders	9	9	Collateral	3		Total Arrests:	40	
NUMBER OF ARRESTS																				
	Parole	Probation																		
Active Supervision	9	10																		
Absconders	9	9																		
Collateral	3																			
Total Arrests:	40																			
CONFISCATIONS																				
Marijuana	2,494 pounds																			
Methamphetamine	4.0 grams																			
Cocaine	105.0 grams																			
Ecstasy/MDMA	906																			
Fentanyl	10.0 grams																			
Explosives	12 sticks																			
Handguns	7																			
Rifles	8																			
Shotguns	3																			

PAROLE/PROBATION COMMUNITY SERVICE - JULY 2022

Community Service Report

		2021 TOTALS						2022						JULY		2022 TOTALS
AREAS	CITIES WITHIN AREA		AUGUST	SEPTEMBER	OCTOBER	NOVEMBER	DECEMBER	JANUARY	FEBRUARY	MARCH	APRIL	MAY	JUNE	NUMBER OF PARTICIPANTS	NUMBER OF HOURS	
1	Bentonville, Fayetteville, Huntsville	13,384.80	1,109.75	1,183.85	1,508.0	1,283.50	829.0	1,238.0	1,104.0	656.0	800.0	1,223.5	623.5	81	1,090.0	6,735.0
2	Harrison, Mountain Home, Salem, Mountain View, Berryville	5,971.0	600.50	326.0	216.0	216.0	503.50	244.0	349.50	364.50	490.50	721.0	355.0	9	910.0	3,434.5
3	Searcy, Newport, Walnut Ridge, Ash Flat, Heber Springs, Batesville, Pocahontas, Lonoke	13,226.0	965.0	941.0	1,813.0	1,397.0	1,004.0	1,645.0	1,036.0	1,835.0	1,558.0	1,835.0	1,606.0	65	1,686.0	11,201.0
4	Jonesboro, Paragould, Osceola	2,890.20	274.0	307.0	381.0	330.0	206.0	264.0	183.50	440.50	385.50	256.5	674.0	36	264.0	2,468.0
5	Fort Smith, Booneville, Clarksville, Ozark, Mena	9,999.50	784.0	677.0	797.0	1,050.0	1,091.0	1,052.0	1,104.0	773.0	784.0	837.0	661.5	88	740.0	5,951.5
6	Conway, Russellville, Morrilton, Danville	6,222.70	389.60	512.41	671.57	419.35	168.0	192.0	294.52	161.65	226.20	718.71	523.44	41	556.0	2,672.47
8	Little Rock, North Little Rock	12,191.0	227.0	357.0	119.0	793.0	939.0	1,061.0	1,212.0	1,377.0	2,098.50	2,284.50	2,340.25	55	1,190.0	11,563.3
9	Forrest City, Helena, West Memphis	2,773.30	212.20	191.0	274.10	143.20	168.50	141.80	206.0	265.6	306.91	313.6	286.0	52	417.40	1,937.31
10	Malvern, Benton, Sheridan, Arkadelphia, Hot Springs, Benton, Camden, Fordyce	4,535.60	289.50	346.0	536.0	629.50	345.0	412.50	371.50	612.50	968.0	812.5	855.0	61	790.75	4,822.75
11	Pine Bluff, Stuttgart, Monticello, El Dorado, Crossett	6,017.80	453.50	663.70	599.50	418.50	670.20	529.50	400.30	578.75	559.25	631.5	859.0	60	684.50	4,242.80
12	Texarkana, Ashdown, Hope, Lewisville, Nashville, Magnolia	4,618.50	731.0	660.50	359.0	344.20	870.80	1,034.0	761.0	1,107.3	1,100.50	769.5	722.6	67	1,028.50	6,523.35
13	This area was dissolved	2,948.60	132.0	174.89	306.0	192.0										
TOTAL		84,779.0	6,168.05	6,340.35	7,580.17	7,216.25	6,795.0	7,813.75	7,022.32	8,171.75	9,277.36	10,403.31	9,506.29	615	9,357.15	61,551.93

Litter Crew Report

AREAS	CITIES WITHIN AREA	NUMBER OF PARTICIPANTS	NUMBER OF HOURS
2	Harrison, Mountain Home, Salem, Mountain View, Berryville	5	87.0
3	Searcy, Newport, Walnut Ridge, Ash Flat, Heber Springs, Batesville, Pocahontas, Lonoke	14	102.0
4	Jonesboro, Paragould, Osceola	2	16.0
5	Fort Smith, Booneville, Clarksville, Ozark, Mena	15	34.0
9	Forrest City, Helena, West Memphis	2	24.0
TOTAL		38	263.0

County Work Project Report

AREA	COUNTY	NUMBER OF PROBATIONERS AND PAROLEES	NUMBER OF HOURS
1	Benton	5	88.0
TOTAL		5	88.0

PAROLE/PROBATION REVOCATIONS

Revocation Events By Supervision Types and Area - July 2022

Area	Supervision Type	Revoked (Sent to ADC)	Revoked (Sent to CCC)	Revoked (Other)	New ADC/ CCC Sentence
Area 1-Fayetteville	Probation	9		17	5
Area 2-Mountain Home		5	1	2	
Area 3-Searcy		17	4	10	2
Area 4-Jonesboro		9	6	4	9
Area 5-Fort Smith		4	1	3	4
Area 6-Conway		7	3		2
Area 8-Little Rock		6		23	1
Area 9-West Memphis		1			2
Area 10-Hot Springs		9	2	6	1
Area 11-Pine Bluff		8	3	8	
Area 12-Texarkana		30		2	
Total by Supervision Type	Probation	105	20	75	26
Area 1-Fayetteville	Parole	44			2
Area 2-Mountain Home		20			1
Area 3-Searcy		30	1	2	2
Area 4-Jonesboro		27			4
Area 5-Fort Smith		31			9
Area 6-Conway		14			3
Area 8-Little Rock		49			6
Area 9-West Memphis		11	1		
Area 10-Hot Springs		26			3
Area 11-Pine Bluff		44			3
Area 12-Texarkana		21			10
Total by Supervision Type	Parole	317	2	2	43
Area 1-Fayetteville	Suspended			1	3
Area 3-Searcy		3			1
Area 4-Jonesboro			1		
Area 5-Fort Smith					14
Area 6-Conway		2			3
Area 8-Little Rock					1
Area 12-Texarkana		1			
Total by Supervision Type	Suspended	6	1	1	22
	TOTAL BY SUPERVISION EVENT	428	23	78	91

REVOCATION HEARINGS

Parole Revocation Hearings and Outcomes - July 2022

Hearing Outcome	Laws and Technical	Laws Only	Technical Only	Total By Hearing Outcome
Administrative Revocation		55		55
Deferred	7	2		9
Reinstate	4		1	5
Revoked	30	2	3	35
Waived	237	16	22	275
Total By Violation Type	278	75	26	379

Note: Excludes SSP Sanction Hearings

ACT 1029 HEARINGS HELD	Total
Revoked	10
Waived	6
Total # ACT 1029 Hearings	16

Note: Included in totals for Hearing Outcomes

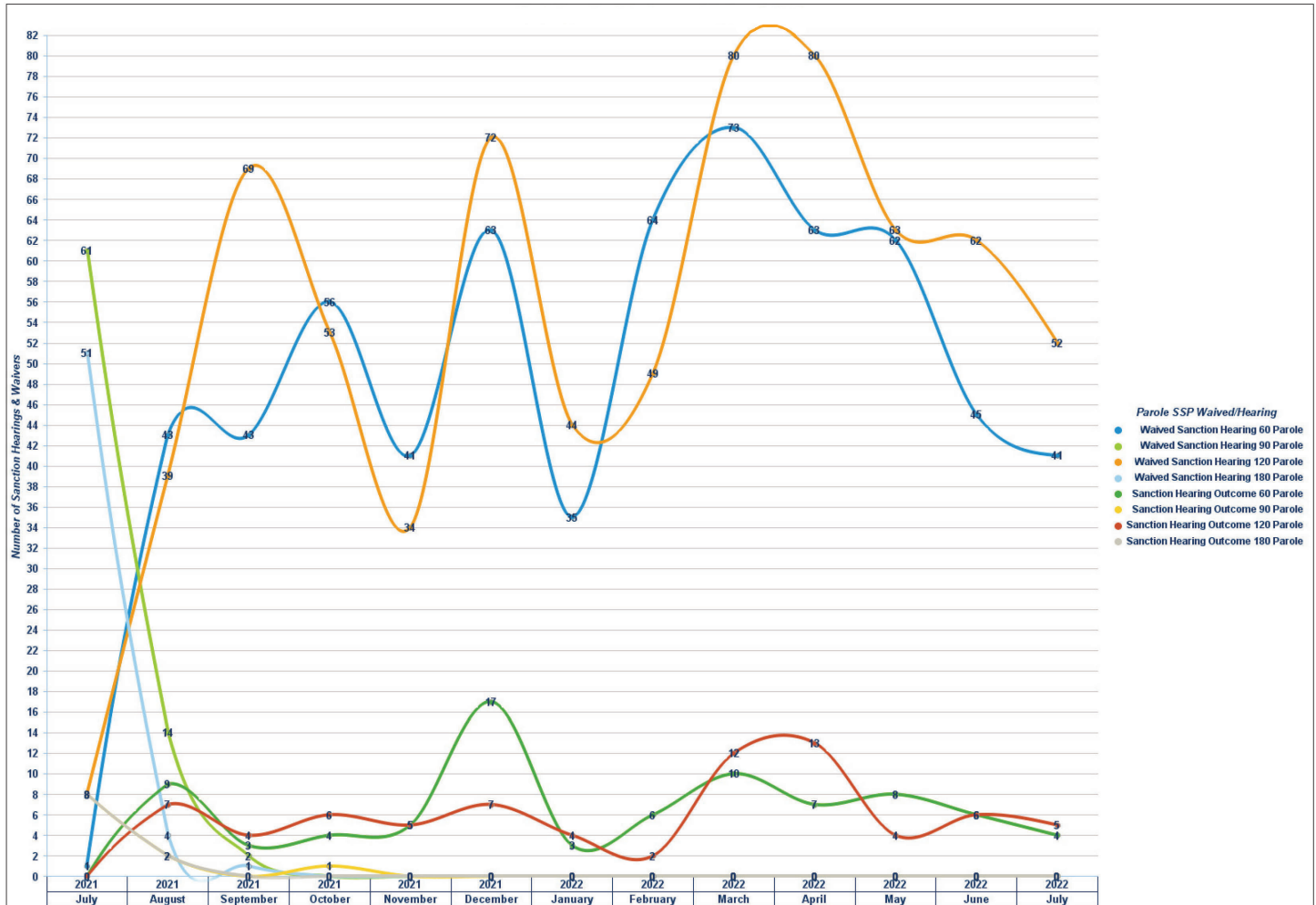
SUPERVISION SANCTIONS

Supervision Sanction Hearings and Waivers 7/1/2022 - 7/31/2022

Sanction Hearing Outcome	Sanction Hearing Type	Parole	Probation	Sum:
Sanction Hearing Outcome 60 Parole	Sanction Hearing	82		82
Sanction Hearing Outcome 90 Parole		11		11
Sanction Hearing Outcome 90 Probation			2	2
Sanction Hearing Outcome 120 Parole		75		75
Sanction Hearing Outcome 180 Parole		10		10
Sanction Hearing Outcome 180 Probation			3	3
Totals:	Sanction Hearing	178	5	183
Waived Sanction Hearing 60 Parole	Waived Sanction Hearing	629	1	630
Waived Sanction Hearing 90 Parole		77		77
Waived Sanction Hearing 90 Probation		2	63	65
Waived Sanction Hearing 120 Parole		705		705
Waived Sanction Hearing 180 Parole		56		56
Waived Sanction Hearing 180 Probation			21	21
Totals:	Waived Sanction Hearing	1,469	85	1,554
	Overall Totals:	1,647	90	1,737

Note:
SSP lengths for parolees only were changed in 2021.

PAROLE SANCTION HEARINGS AND WAIVERS TO SSP

**Note:**

The drastic change in July 2021 reflects a change in the law that allows for 60-day and 120-day sanctions.

PAROLE/PROBATION DRUG TESTING

Regular Probation and Parole
Positive Tests During July 2022

Offender Urine Tests Administered this Period: 7,172
Number of Offenders Testing Positive: 2,597

Drug Tested	Count
Methamphetamines	1,562
THC/Marijuana	1,534
Amphetamines	973
Benzodiazepines	156
Cocaine	142
Heroin/Opiates	64
Alcohol	52
Ethyl Glucuronide	44
Oxycodone	40
Ecstasy	39
Buprenorphine	18
Fentanyl	18
Barbiturates	16
Hydrocodone	12
Methadone	11
Morphine	11
Tramadol	8
Methadone Metabolite	6
PCP	4
Prescription Abuse	4
Propoxyphene	3
Cotinine	2
Crack	1
Creatinine	1
Kratom	1
LSD	1
Methaqualone	1
Speed	1
Total	4,725

Drug Courts
Positive Tests During July 2022

Offender Urine Tests Administered this Period: 7,235
Number of Offenders Testing Positive: 262

Drug Tested	Count
Buprenorphine 290	290
THC/Marijuana 182	182
Methamphetamines 171	171
Amphetamines 163	163
Ethyl Glucuronide 65	65
Benzodiazepines 34	34
Cocaine 33	33
Fentanyl 32	32
Methadone 32	32
Morphine 31	31
Ecstasy 25	25
Tramadol 18	18
Alcohol 15	15
Barbiturates 8	8
Oxycodone 8	8
Creatinine 7	7
K2 (SPICE) 6	6
Hydrocodone 4	4
Heroin/Opiates 3	3
PCP 3	3
Heroin Metabolite 1	1
Prescription Abuse 1	1
Total	1,132

Specialty Courts
Positive Tests During July 2022

Offender Urine Tests Administered this Period: 188
Number of Offenders Testing Positive: 15

Drug Tested	Count
THC/Marijuana 16	16
Methamphetamines 4	4
Amphetamines 2	2
Morphine 2	2
Oxycodone 2	2
Ethyl Glucuronide 1	1
Total	27