



# DIVISION OF CORRECTION BOARD REPORT

August 2022

Dexter Payne  
Director



## POPULATION REPORT

### RESEARCH/PLANNING

**July 2022 Admissions and Releases** – Admissions for July 2022 totaled 405 (369-males and 36-females) while releases totaled 395 (355-males and 40 females) for a net increase in-house of 10 inmates.

**Inmate Population Growth/Projection** – At the end of July 2022, the jurisdictional population for the Division of Correction totaled **17,109**, representing an increase of **86** inmates since the first of January 2022. At reporting time, calendar year 2022 has seen an average rate of **12** inmates per month, which is down from an average monthly increase of **77** inmates per month during calendar year 2021.

**Average County Jail Backup** – The backup in the county jails averaged **1,541** inmates per day during the month of July 2022, which was up from the per-day average of **1,494** inmates during the month of June 2022. Of the **1,541** average, short-term revocations accounted for **557** (480 males and 77 females) during the month.

## INSTITUTIONS

### INMATE INSTITUTIONAL GRIEVANCES

**Inmate Formal/Informal Grievances:** During July, a total of 1,173 formal grievances and 1,682 informal grievances were filed at various units.

**Institutional Grievances Appeals:** There was a total of 426 appeals of institutional grievances received in July. Of those, 312 were acknowledged and 114 were rejected for various reasons. Of the total 420 appeals answered, 418 had no merit and two had merit.

### FARMS

The month of July was hot and dry, which kept the farms busy irrigating all crops.

Vegetable production stayed constant for the month, although the heat took a toll on production.

During the month, the dry conditions hampered grass production. Beef herds tried to manage the grass as much as they could, which required a great deal of cattle moving.

Despite the heat, egg and milk production remained steady.

## REGIONAL MAINTENANCE HOURS

Regional Maintenance Hours	July 2022
Benton Unit	6,603
Delta Regional Unit	3,904
East Arkansas Regional Unit	1,736
Grimes Unit	2,924
McPherson Unit	2,144
Mississippi County Work Release	1,108
North Central Unit	6,440
Ouachita River Correctional Unit	2,218
Randall L. Williams Unit	5,160
Texarkana Regional Corr. Ctr.	2,638
Tucker Unit	912
Varner Unit	3,584
Wrightsville Unit	3,448
<b>Total Hours</b>	<b>42,819</b>

## WORK RELEASE RENT REPORT

Unit	July 2022
Benton Unit	\$89,335.00
Mississippi County Work Release	\$62,492.00
Northwest Arkansas Work Release	\$37,706.00
Pine Bluff Work Release	\$34,544.00
Texarkana Regional Corr. Ctr.	\$54,026.00
Wrightsville Hawkins Unit	\$29,580.00
<b>Total</b>	<b>\$307,683.00</b>

## REENTRY

### RANDALL L. WILLIAMS JUVENILE EDUCATION PROGRAM

July 2022 Capacity: 20	Beginning Count	New Commitments	DCR/Punitive	Transferred/ Turned 18*	Paroled	End Count
Juveniles*	9	0	0	0	0	9

\*Juveniles are transferred from the program once they reach the age of 18.

**REENTRY, *continued***

**ESTER UNIT PROGRAM BUILDING**

July 2022 Capacity: 20	Beginning Count	Admitted	Graduated	Removed	End Count
Behavioral/Life Skills	0	11	0	0	11
Inside Out	15	0	0	3	12
Release Program	0	30	0	1	29
Veteran Program	46	2	46	2	*46
<b>TOTAL</b>	<b>61</b>	<b>43</b>	<b>0</b>	<b>6</b>	<b>98</b>

Behavioral/Life Skills - Start Date - July 18, 2022

Release Program - Start Date - July 18, 2022

\*Veteran - Participants still assigned to Veteran Barracks

**WORKFORCE ALLIANCE FOR GROWTH IN THE ECONOMY (WAGE)**

July 2022 Capacity: 120 Unit:	Beginning Count	Admissions During Mo.	Completed	Removed*	End Count
Delta	12	0	0	1	11
East Arkansas	0	0	0	0	0
Ester	10	0	0	0	10
Hawkins	14	0	0	2	12
McPherson	0	0	0	0	0
Ouachita River	10	0	2	0	8
Tucker	15	0	0	0	15
Wrightsville	3	0	3	0	0
<b>TOTAL</b>	<b>64</b>	<b>0</b>	<b>5</b>	<b>3</b>	<b>56</b>

\*The "Removed" column indicates the number of participants who transferred, signed out, received a disciplinary, were removed because test scores were not returned/were too low to continue, or were released from prison.

**ADVANCED PRINCIPLES AND APPLICATIONS FOR LIFE PROGRAM (APAL)**

July 2022 Capacity: 86	Beginning Count	Admissions During Mo.	Removed*	End Count
Ester	50	0	0	50
Hawkins	17	1	1	17
<b>TOTAL</b>	<b>67</b>	<b>1</b>	<b>1</b>	<b>67</b>

Advanced PAL is an 18-month reentry program that combines a pre-release curriculum with the PAL program.

\*The "Removed" column indicates the number of participants who paroled, completed the program, withdrew from the program, transferred, or were removed from the program for another reason.

**WRIGHTSVILLE-HAWKINS PATHWAY TO FREEDOM PROGRAM**

July 2022 Capacity: 200	Beginning Count	Enrolled During the Month	Removed	End Count*
Wrightsville-Hawkins PTF	198	9	15	192

\*The "End Count" column includes 5 graduates who remain in the Pathway to Freedom barracks.

**THINK LEGACY**

July 2022 Capacity: 635 Unit	Beginning Count	Admitted	Graduated	Removed*	End Count
Cummins	21	0	0	2	19
Delta Regional	11	0	0	2	9
East Arkansas Regional	16	0	0	0	16
McPherson	21	0	0	3	18
North Central	23	0	0	1	22
Ouachita River	21	0	0	5	16
Tucker	24	0	0	4	20
<b>Total</b>	<b>137</b>	<b>0</b>	<b>0</b>	<b>17</b>	<b>120</b>

\*The "Removed" column indicates the total number of participants who paroled, signed out, transferred, or were removed from the program for any other reason and are no longer in the barracks.

**TRAINING**

**DIVISION OF CORRECTION TRAINING - JULY 2022**

**BASIC TRAINING DIVISION –**

**BCOT Class 2022-H**, led by Instructor Nicholas Reed, graduated on July 17 with a total of 40 cadets.

**IN-SERVICE DIVISION –**

Classes held by the Training Academy during the month included the 40-hours Mike Caruso PPCT/Human Factors course presented to 12 students on July 25-29.

**eCADEMY –**

During July, 319 ADC employees completed a total of 4,570.50 hours of eCADEMY training.

## HEALTH/CORRECTIONAL PROGRAMS

### CHAPLAINCY SERVICES

**All Facilities** – During the month of July, Chaplaincy Services facilitated the second sacred feast of the Islamic yearly calendar, the Eid al-Adha. Islamic inmates at all facilities who observed Ramadan earlier in the year were permitted to participate.

**Maximum Security Unit** – The first baptism service in three years was held in the Maximum Security Unit on July 1. Three volunteers were present for three inmates being baptized. On the 23rd, the Eid-ul-Adha feast was held for 101 inmates.

**McPherson Unit** – Cornerstone Transition Home partnered with the McPherson Unit for Freedom Fest on July 8. A total of 980 inmates plus staff were served 1,100 meals of hamburgers, chips and dessert.

### ACCREDITATION

#### ACA Internal Audits Completed:

07/12 Wrightsville Complex Final Pre-Audit  
 07/26 Tucker Unit Final Pre-Audit

#### Classes Taught:

07/13 BCOT

#### Fire/Safety and Sanitation Independent Audits Conducted by the Fire and Sanitation Coordinator:

07/13 Training Academy  
 07/14–07/15 Maximum Security Unit  
 07/18–07/19 Maximum Security Unit

### VOLUNTEER SERVICES

A detailed Volunteer Services report that includes all ADC facilities can be viewed on Page 21.

### MENTAL HEALTH SERVICES

#### Reduction of Sexual Victimization Program (RSVP) and Sex Offender Treatment Programs (SOFT):

July 2022	Capacity	Beginning Count	Completed	Removed	Admissions	End Count
RSVP	238	235	35	8	42	234
SOFT	30	4	0	0	0	4
<b>Total</b>	<b>268</b>	<b>239</b>	<b>35</b>	<b>8</b>	<b>42</b>	<b>238</b>

There are 1,190 males on the waiting list for RSVP and 9 females on the waiting list for SOFT who are within five years of their TE date. Of those, 13 inmates are mandated by the Parole Board.

The average time on the waiting list from request is between one and two months for those stipulated.

\*The total on the waiting list, including those not currently within the identified timeframe, is 1,542 males and 12 females. Of these, 1,178 are eligible and 376 are ineligible for the program. There is one PREA inmate in the program at this time.

\*Ineligibility is due to being in restrictive housing, having class IV status, or receiving a major disciplinary within the last 60 days.

#### Therapeutic Community (TC):

July 2022 Unit	Capacity	Beginning Count	Completed	Removed	Admissions	End Count
Tucker	62	55	0	3	7	59
Wrightsville	50	48	4	4	1	41
<b>Total</b>	<b>112</b>	<b>103</b>	<b>4</b>	<b>7</b>	<b>8</b>	<b>100</b>

There are 664 males and 202 females on the waiting list who are within ten years of their release date. Of those, 25 are mandated by the Parole Board.

The average time on the waiting list from request is 12 days.

\*The total on the waiting list, including those not currently within the identified timeframe, is 890 males and 216 females. Of these, 891 are eligible and 215 are ineligible for the program.

\*Ineligibility is due to being in restrictive housing, having class IV status, or receiving a major disciplinary within the last 60 days.

#### Substance Abuse Treatment Program (SATP):

July 2022 Unit	Capacity	Beginning Count	Completed	Removed	Admissions	End Count
Benton	20	14	1	1	8	20
Cummins	45	45	5	5	6	41
Maximum Security	4	4	0	0	0	4
Randall L. Williams	150	135	7	2	14	140
Wrightsville	100	91	15	5	15	86
<b>Total</b>	<b>319</b>	<b>289</b>	<b>28</b>	<b>13</b>	<b>43</b>	<b>289</b>

**SATP, continued**

There are 2,156 males and 151 females on the waiting list who are within five years of their release date. Of those, 57 are mandated by the Parole Board.

The average time on the waiting list from request is 13 days.

\*The total on the waiting list, including those not currently within the identified timeframe, is 2,874 males and 182 females. Of these, 2,364 are eligible and 692 are ineligible for the program.

\*Ineligibility is due to being in restrictive housing, having class IV status, or receiving a major disciplinary within the last 60 days.

**Anger Management Treatment:**

The Anger Management Treatment Program at the Cummins Unit did not provide treatment services to any inmates in July. There were no admissions or discharges, for an end-of-month count of zero.

**Suicide:**

There were 112 suicidal threats in July. There were 20 attempts, one of which resulted in death.

**Staffing:**

The following Mental Health Services and Substance Abuse Treatment Program (SATP) positions were vacant in June and July 2022:

Positions	FTEs*	June 2022	July 2022
Psychologists	14	7	7
Psychological Examiners	2	2	2
Social Workers	31	15	15
Licensed Professional Counselors	2	2	2
Rehab Director	1	1	1
Rehab Facility Supervisors	3	1	1
Advisors	64	23	22
Substance Abuse Program Coord.	6	3	2
Substance Abuse Program Leaders	40	9	11
Administrative Specialists	17	2	3
Rehab Program Managers	9	1	1

\*FTE refers to authorized Full Time Equivalent positions.

**PILOT PROGRAM – Substance User Rehabilitation Services (SURS):**

July 2022 Unit	Capacity	Beginning Count	Completed	Removed	Admissions	End Count
McPherson	150	108	30	4	41	115
Grimes	50	47	13	1	11	44
<b>Total</b>	<b>200</b>	<b>155</b>	<b>43</b>	<b>5</b>	<b>52</b>	<b>159</b>

**Substance Use Intervention Program:**

The Substance Use Intervention Program had 12 admissions and nine discharges for an end-of-month count of 28 in July. This program is housed at the Varner Unit and is for inmates found guilty of a disciplinary violation for drug use or drug possession.

**Ouachita River Correctional Unit (ORCU) Residential Program Unit (RPU):**

The RPU had four admissions and four discharges in July for an end-of-month count of 118.

**McPherson Unit Mental Health Residential Program Unit (RPU):**

There were four admissions and four discharges in July for an end-of-month count of 40.

**Habilitation Program:**

The Habilitation Program at the Ouachita River Correctional Unit provided treatment services to 44 inmates in July. There were no admissions or discharges, which resulted in an end-of-month count of 44.

**ADDITIONAL MENTAL HEALTH AND MEDICAL INFORMATION**

**Self-Study Classes:**

Classes	Number of Participants	Number Completed	Waiting List
Anger Management	269	222	817
Thinking Errors	175	159	748
Substance Abuse Education	189	161	558
Communication Skills	221	200	748
Domestic Violence	35	27	197
Victims of Domestic Violence	58	58	52
Stress Management	105	97	862
Parenting	152	131	318

**MENTAL HEALTH SERVICES, *continued***

**Outpatient:**

There were 2,162 inmates on the mental health medical log at the beginning of July. Mental Health staff conducted the following contacts during the month:

Case Management Contacts	1,995
Requests for Interviews	1,147
Testing	1
Intakes	399
Unit Requests	1,076
Pre-Lockup Reviews	370
Routine Restrictive Housing Reviews	732
Restrictive Housing Rounds	14,283
PREA Evaluations	35
Routine Follow-up	557
834 Requests	26

**County Mental Health Requests:**

During July, there were 279 requests received of a mental health nature. Of those, 127 inmates were fast-tracked to ADC. *Note: Most inmates were not transferred due to COVID-19.*

**County Medical Health Requests:**

During July, there were 566 requests received of a medical nature. A total of nine inmates were fast-tracked to ADC.

**Medical Contract Reimbursements:**

Sanction reimbursements for ADC in June amounted to \$14,200.00.

**Deaths:**

There were seven inmate deaths during the month of July. Two were claimed and five were cremated.

**Wellpath:**

See attachment for Wellpath's report regarding outside beds and emergency room visits.

**Medical Grievances:**

In July, there were 181 appeals of medical grievances received and 131 appeals were answered. One was found to be with merit and one with merit but resolved.

**SEX OFFENDER ASSESSMENT**

**Assessments Completed:**

Risk Level	July	September 1999 through July 2022
Level 1	0	1,223
Level 2	42	8,973
Level 3	20	7,600
Level 4	2	737
Default 3	0	*
<b>Total</b>	<b>64</b>	<b>18,533</b>
*Default Level 3's are included in the total number of Level 3's to date.		

**ACIC Numbers:**

The total number of sex offenders registered from September 1999 through July 2022:

Compliant	8,639
Delinquent	1,424
Confined	3,485
Out-of-State	4,092
Address Unknown	150
Deported	211
Incapacitated	114
Out of USA	22
<b>Total</b>	<b>18,137</b>

Consistent with current Arkansas law, deceased offenders no longer remain on the registry.

**PAWS IN PRISON**

July 2022 Unit	Enrolled	Graduated	Foster	Volunteer Hours
Hawkins Unit	5	4	0	0
Maximum Security Unit	10	8	2	4
McPherson Unit	7	7	1	0
North Central Unit	4	1	0	0
Ouachita River Correctional Unit	5	4	0	0
Randall L. Williams Unit	4	1	0	6
Tucker Unit	7	5	0	4
<b>Total</b>	<b>42</b>	<b>30</b>	<b>3</b>	<b>14</b>



**Completed Paws in Prison Training:**

July 2022 Program Graduates	30
YTD 2022 Program Graduates	137
Total Graduates Since Inception (December 2011)	2,007
Dogs Currently in Foster (Graduated, but Not Adopted)	3
July 2022 Volunteer Hours	14
YTD Volunteer Hours	74

**INFORMATION TECHNOLOGY**

**INMATE TABLETS** – Within the Division of Correction, a total of 10,559 inmate tablets were utilized during July. Of those, 6,469 were base tablets at no cost. A total of 4,088 tablets were leased at \$5 per month and include premium content.

**INMATE VIDEO VISITS** – Inmates completed 9,477 video visits during the month and missed 265 within the Division of Correction.

**CONSTRUCTION/MAINTENANCE**

**PROJECT UPDATES**

SEE CONSTRUCTION BUDGET / STATUS REPORT IN ATTACHMENTS SECTION (PAGES 24-25).

**AGENCY HIGHLIGHTS**

JULY 2022

**PROMOTIONS**

Some of the security promotions during the month of July included:

**Central Office**

- Deputy Director Aundrea Culclager
- Superintendent of Programs Gaylon Lay

**Hawkins Unit**

- Sgt. LaQwonica Collins

**North Central Unit**

- Sgt. Logan Sherrill

**Randall L. Williams**

- Sgt. Earnest Harris

**Tucker Unit**

- Warden Todd Ball

**Wrightsville Unit**

- Sgt. Robbin Davidson



Sgt. Earnest Harris

**STAFF APPRECIATION**

The following were recently awarded Employee of Month honors:


- Cpl. Eddie Hall, Ester Unit
- Sgt. Dewayne Johnson, Wrightsville Unit
- Lisa Wright, Cummins Unit
- Sgt. Jimmy Via, Hawkins Unit
- Yvette Young, Tucker Unit



Cpl. Hall




Sgt. Johnson



Lisa Wright



Sgt. Via



Yvette Young

**NORTH CENTRAL UNIT INMATES EARN ASSOCIATES DEGREE**

In July, the North Central Unit held a graduation ceremony for nine inmates who earned their associates degree from Ashland University.



**AGENCY HIGHLIGHTS, *continued***

**ANNUAL PRAYER BREAKFAST HELD**

During the month, Arkansas Department of Corrections' wardens and chaplains gathered in White Hall for the annual Wardens' Prayer Breakfast. Pastor Matt Mosler delivered a guest devotional and Chaplain Joshua Mayfield, ADC Administrator of Chaplaincy Services, also addressed the group. Chaplains throughout the state prayed over their unit's wardens.



**ADMIN EAST HOSTS BLOOD DRIVE**

The staff at Administrative Annex East in Pine Bluff hosted a blood drive for the Arkansas Blood Institute on July 28.



**DEPUTY WARDENS ATTEND NATIONAL CONFERENCE**

On July 24-29, Deputy Wardens from the Arkansas Division of Correction attended the 75th Annual United States Deputy Wardens Association (USDWA) Conference in Bloomington, Minnesota. Maurice Culclager, Maximum Security Unit Deputy Warden, was appointed to the USDWA Board. Kevin Murphy, Arkansas Association of Correctional Employees Trust (AACET) Executive Director, has served the USDWA Board as Executive Director for 25 years.



**PAWS IN PRISON CELEBRATES 2,000th PROGRAM GRADUATE**

On July 26, the Arkansas Department of Corrections celebrated 2,000 canine graduates of the Paws In Prison program. The PIP program began in December 2011 and trains and adopts dogs into permanent homes.


Each dog is assigned two inmate trainers who receive weekly instruction from professional dog trainers. The dogs live with their inmate trainers 24 hours a day, seven days a week in their cells or barracks.



ARKANSAS DEPARTMENT OF CORRECTIONS CELEBRATES

**2,000**

CANINE GRADUATES OF THE PAWS IN PRISON PROGRAM!



The dogs must pass the American Kennel Club's Canine Good Citizen exam to graduate from the program.

Inmate trainers are carefully screened before being accepted as a trainer in the program. Their records must be clear of any behavioral infractions for a year prior to applying for the program, and they must maintain a good behavioral record to remain in the program.

The PIP program is currently active in seven units:

- Hawkins Unit
- Maximum Security Unit
- McPherson Unit
- North Central Unit
- Ouachita River Correctional Unit
- Randall L. Williams Unit
- Tucker Unit

Notable PIP graduates include Vessel, the nation's first water leak detection dog. Vessel graduated from the Randall L. Williams Unit in 2018 and is employed by Central Arkansas Water.

Victoria Vander Schilden serves as the program coordinator.



## REGIONAL MAINTENANCE PROJECT HIGHLIGHTS

JULY 2022

**Grounds Clean Up - ACC Property (Pine Bluff)**  
*Ouachita River Regional Maintenance – July 5:*



**Sand Spreading - Baseball Outfield (Star City)**  
*Varner Regional Maintenance 1 – July 12:*



**Grounds Cleanup - Ark State Police HQ (Little Rock)**  
*Wrightsville Regional Maintenance – July 15:*



**Picking/Bagging Corn - Cummins Unit (Grady)**  
*Pine Bluff Regional Maintenance – July 21, 22 & 25:*



**Construction of School Riding Arena (Izard Co.)**  
*North Central Regional Maintenance – July 27:*



**Grounds Cleanup - Hardin Elementary (Redfield)**  
*Pine Bluff Regional Maintenance – July 28:*





**2022 INFORMAL GRIEVANCE REPORT**

<i>Month</i>	BENTON	HAWK/M	HAWK/F	WRTS	EARU & MX	GRIMES	RLW	MCWR	MCPH	MSU	NCU	PBU	NWA	TU	TRCC	VSMX	VU	CU & CMU	ORCU	Ester	DRU	TOTAL
JAN	3	18	36	92	227	198	42	0	262	122	100	58	0	55	1	436	40	172	135	46	159	2,202
FEB	1	8	37	54	188	166	15	0	375	111	111	54	0	43	1	309	43	112	130	38	125	1,921
MAR	1	35	32	105	197	184	31	0	326	90	67	66	0	48	5	434	45	96	88	30	149	2,029
APR	0	15	25	72	207	176	18	0	285	95	86	46	0	68	0	487	33	143	139	25	98	2,018
MAY	0	7	17	40	209	187	39	0	283	75	91	34	0	41	1	343	31	87	138	34	83	1,740
JUN	0	10	24	65	244	246	46	0	300	54	87	76	0	49	0	317	35	129	94	40	116	1,932
JUL	0	1	36	69	197	235	20	2	217	54	66	48	0	63	0	258	23	142	97	35	119	1,682
AUG	0	0	0	0	0	0	0	0	0	0	0	0	0	0	0	0	0	0	0	0	0	0
SEPT	0	0	0	0	0	0	0	0	0	0	0	0	0	0	0	0	0	0	0	0	0	0
OCT	0	0	0	0	0	0	0	0	0	0	0	0	0	0	0	0	0	0	0	0	0	0
NOV	0	0	0	0	0	0	0	0	0	0	0	0	0	0	0	0	0	0	0	0	0	0
DEC	0	0	0	0	0	0	0	0	0	0	0	0	0	0	0	0	0	0	0	0	0	0
<b>TOTAL</b>	<b>5</b>	<b>94</b>	<b>207</b>	<b>497</b>	<b>1,469</b>	<b>1,392</b>	<b>211</b>	<b>2</b>	<b>2,048</b>	<b>601</b>	<b>608</b>	<b>382</b>	<b>0</b>	<b>367</b>	<b>8</b>	<b>2,584</b>	<b>250</b>	<b>881</b>	<b>821</b>	<b>248</b>	<b>849</b>	<b>13,524</b>

**2022 FORMAL GRIEVANCE REPORT**

<i>Month</i>	BENTON	HAWK/M	HAWK/F	WRTS	EARU & MX	GRIMES	RLW	MCWR	MCPH	MSU	NCU	PBU	NWA	TU	TRCC	VSMX	VU	CU & CMU	ORCU	Ester	DRU	TOTAL
JAN	2	4	14	42	310	103	33	0	115	136	61	29	0	49	0	193	12	134	83	23	87	1,430
FEB	0	1	13	32	244	98	11	0	126	132	58	54	0	27	1	177	25	90	66	22	75	1,252
MAR	0	11	10	35	208	122	31	0	139	135	40	33	0	46	1	204	19	66	75	12	68	1,255
APR	0	3	11	38	287	98	15	0	114	105	44	13	0	37	0	243	17	82	81	6	62	1,256
MAY	0	1	7	25	288	100	22	0	113	97	59	21	0	34	0	183	13	73	82	15	48	1,181
JUN	0	5	12	33	353	156	25	0	150	80	45	24	0	28	0	161	24	103	64	15	67	1,345
JUL	0	2	19	26	270	153	13	0	117	66	47	24	0	35	0	145	13	108	70	14	51	1,173
AUG	0	0	0	0	0	0	0	0	0	0	0	0	0	0	0	0	0	0	0	0	0	0
SEPT	0	0	0	0	0	0	0	0	0	0	0	0	0	0	0	0	0	0	0	0	0	0
OCT	0	0	0	0	0	0	0	0	0	0	0	0	0	0	0	0	0	0	0	0	0	0
NOV	0	0	0	0	0	0	0	0	0	0	0	0	0	0	0	0	0	0	0	0	0	0
DEC	0	0	0	0	0	0	0	0	0	0	0	0	0	0	0	0	0	0	0	0	0	0
<b>TOTAL</b>	<b>2</b>	<b>27</b>	<b>86</b>	<b>231</b>	<b>1,960</b>	<b>830</b>	<b>150</b>	<b>0</b>	<b>874</b>	<b>751</b>	<b>354</b>	<b>198</b>	<b>0</b>	<b>256</b>	<b>2</b>	<b>1,306</b>	<b>123</b>	<b>656</b>	<b>521</b>	<b>107</b>	<b>458</b>	<b>8,892</b>

## INMATE INSTITUTIONAL GRIEVANCE APPEAL REPORT – JULY 2022

	Acknowledged	Rejected	Processed W/O Merit	Processed W/ Merit
Benton Unit	0	0	0	0
Benton Work Release	0	0	0	0
Cummins Unit	18	16	15	0
Cummins Modular Unit	0	1	1	0
Delta Regional Unit	9	3	14	0
East Arkansas Regional Unit	17	4	24	0
East Arkansas Regional Max Unit	58	12	128	0
Ester Unit	1	2	7	0
Grimes Unit	20	6	50	1
Maximum Security Unit	25	8	18	0
Tucker Reentry	0	0	0	0
McPherson Unit	26	15	31	1
McPherson Mental Health Residential Program Unit	0	0	1	0
Mississippi County Work Release Center	0	0	0	0
Northwest Arkansas Work Release Center	0	0	0	0
North Central Unit	16	9	14	0
Ouachita River Correctional Unit	8	3	9	0
ORCU Hospital	0	0	0	0
ORCU New Commitment	0	0	0	0
ORCU Mental Health Residential Program Unit	1	0	1	0
Pine Bluff Unit	6	7	7	0
Pine Bluff Reentry	0	0	0	0
Randall L. Williams Correctional Facility	4	3	8	0
Texarkana Regional Correctional Center	0	0	0	0
Tucker Unit	7	2	1	0
Varner Super Max	77	20	70	0
Varner Unit	8	2	9	0
Wrightsville Unit	7	1	9	0
Hawkins Center	3	0	1	0
Hawkins for Males	1	0	0	0
Hawkins SPU	0	0	0	0
<b>Total</b>	<b>312</b>	<b>114</b>	<b>418</b>	<b>2</b>

## ADMISSIONS AND RELEASES – JULY 2022

<u>Admissions</u>	<u>Male</u>	<u>Female</u>	<u>Total</u>
Asian	0	0	0
Black	135	6	141
Hispanic	12	1	13
Native American Indian	0	0	0
Native Hawaiian or Pacific Isl.	0	0	0
White	218	29	247
Other	0	0	0
Unknown	4	0	4
<b>Total</b>	<b>369</b>	<b>36</b>	<b>405</b>

<u>Releases</u>	<u>Male</u>	<u>Female</u>	<u>Total</u>
Asian	1	0	1
Black	128	6	134
Hispanic	9	2	11
Native American Indian	0	0	0
Native Hawaiian or Pacific Isl.	1	0	1
White	216	32	248
Other	0	0	0
Unknown	0	0	0
<b>Total</b>	<b>355</b>	<b>40</b>	<b>395</b>



ADC INMATE POPULATION GROWTH 2000-2028 - JULY 2022

Updated 07/29/2022

Mo.	2000	2001	2002	2003	2004	2005	2006	2007	2008	2009	2010	2011	2012	2013	2014	2015	2016	2017	2018	2019	2020	2021	2022
Jan.	11,984	11,908	12,402	13,015	13,105	13,595	13,481	13,839	14,518	14,796	15,334	16,312	15,134	14,815	17,481	18,142	17,785	17,824	18,201	17,958	17,989	16,119	17,154
Feb.	12,169	12,022	12,529	13,054	13,166	13,783	13,633	14,012	14,603	14,883	15,374	16,209	14,990	15,008	17,438	18,082	17,625	17,608	17,998	17,846	18,181	16,120	17,077
March	12,006	12,033	12,299	13,108	13,088	13,418	13,534	13,772	14,580	14,843	15,290	16,095	14,964	14,665	17,395	18,233	17,573	17,666	18,089	17,898	17,860	16,085	16,992
April	12,069	12,167	12,465	13,213	13,323	13,469	13,554	13,851	14,769	14,937	15,570	16,172	15,124	14,850	17,604	18,703	17,815	17,798	18,227	17,977	17,331	16,250	17,059
May	12,109	12,384	12,558	13,463	13,556	13,528	13,711	14,146	14,880	15,146	15,694	16,062	15,132	15,074	17,593	18,693	17,769	17,652	17,945	17,817	16,694	16,476	17,229
June	12,005	12,108	12,439	13,418	13,389	13,251	13,430	13,915	14,700	15,025	15,564	15,554	14,832	14,825	17,340	18,813	17,973	17,963	17,972	17,942	16,552	16,560	17,129
July	12,030	12,190	12,622	13,509	13,528	13,286	13,560	14,082	14,868	15,195	15,807	15,519	14,879	15,379	17,522	18,870	18,130	18,180	18,005	18,002	16,511	16,638	17,109
August	12,087	12,371	12,815	13,565	13,632	13,419	13,646	14,224	15,100	15,385	15,829	15,240	14,675	16,103	17,549	18,806	17,919	18,051	17,751	18,090	16,367	16,655	
September	11,983	12,289	12,774	13,341	13,516	13,237	13,652	14,217	14,850	15,285	16,025	15,172	14,724	16,412	17,605	18,549	18,026	18,179	17,865	17,856	16,215	16,698	
October	12,119	12,348	12,942	13,341	13,584	13,363	13,775	14,349	14,836	15,381	16,311	15,271	14,856	16,993	17,880	18,430	18,127	18,348	17,943	17,947	16,311	16,821	
November	12,094	12,408	13,162	13,408	13,706	13,587	13,913	14,437	15,025	15,340	16,460	15,205	14,625	17,168	17,848	17,981	17,573	17,973	17,666	18,060	16,165	16,982	
December	11,856	12,333	12,845	13,106	13,470	13,338	13,728	14,315	14,716	15,199	16,204	15,062	14,654	17,235	17,874	17,707	17,537	18,078	17,799	17,759	16,094	17,023	
Net Ann. Inc.	29	477	512	261	364	-132	390	587	401	483	1,005	-1,142	-408	2,581	639	-167	-170	541	-279	-40	-1,665	929	86
Avg. Mo. Inc.	2	40	43	22	30	-11	33	49	33	40	84	-95	-34	215	53	-14	-14	45	-23	-3	-139	77	12

Population is total jurisdictional count at end of each month. Population at end of month December 1999 was 11,827.

Average monthly population increased for past fifteen years 2007 - 2021 is 18

Average monthly population increased for past ten years Jan. 2012 - Dec 2021 is 16

Average monthly population decreased for past five years 2017 - 2021 is -9

Projected at Growth of 18 per Month

Mo.	2008	2009	2010	2011	2012	2013	2014	2015	2016	2017	2018	2019	2020	2021	2022	2023	2024	2025	2026	2027	2028	
	Actual	Actual	Actual	Actual	Actual	Actual	Actual	Actual	Actual	Actual	Actual	Actual	Actual	Actual	Actual/Proj	Proj.	Proj.	Proj.	Proj.	Proj.	Proj.	
January	14,518	14,796	15,334	16,312	15,134	14,815	17,481	18,142	17,785	17,824	18,201	17,958	17,989	16,119	17,154	17,217	17,433	17,649	17,865	18,081	18,297	
February	14,603	14,883	15,374	16,209	14,990	15,008	17,438	18,082	17,625	17,608	17,998	17,846	18,181	16,120	17,077	17,235	17,451	17,667	17,883	18,099	18,315	
March	14,580	14,843	15,290	16,095	14,964	14,665	17,395	18,233	17,573	17,666	18,089	17,898	17,860	16,085	16,992	17,253	17,469	17,685	17,901	18,117	18,333	
April	14,769	14,937	15,570	16,172	15,124	14,850	17,604	18,703	17,815	17,798	18,227	17,977	17,331	16,250	17,059	17,271	17,487	17,703	17,919	18,135	18,351	
May	14,880	15,146	15,694	16,062	15,132	15,074	17,593	18,693	17,769	17,652	17,945	17,817	16,694	16,476	17,229	17,289	17,505	17,721	17,937	18,153	18,369	
June	14,700	15,025	15,564	15,554	14,832	14,825	17,340	18,813	17,973	17,963	17,972	17,942	16,552	16,560	17,129	17,307	17,523	17,739	17,955	18,171	18,387	
July	14,868	15,195	15,807	15,519	14,879	15,379	17,522	18,870	18,130	18,180	18,005	18,002	16,511	16,638	17,109	17,325	17,541	17,757	17,973	18,189	18,405	
August	15,100	15,385	15,829	15,240	14,675	16,103	17,549	18,806	17,919	18,051	17,751	18,090	16,367	16,655	17,127	17,343	17,559	17,775	17,991	18,207	18,423	
September	14,850	15,285	16,025	15,172	14,724	16,412	17,605	18,549	18,026	18,179	17,865	17,856	16,215	16,698	17,145	17,361	17,577	17,793	18,009	18,225	18,441	
October	14,836	15,381	16,311	15,271	14,856	16,993	17,880	18,430	18,127	18,348	17,943	17,947	16,311	16,821	17,163	17,379	17,595	17,811	18,027	18,243	18,459	
November	15,025	15,340	16,460	15,205	14,625	17,168	17,848	17,981	17,573	17,973	17,666	18,060	16,165	16,982	17,181	17,397	17,613	17,829	18,045	18,261	18,477	
December	14,716	15,199	16,204	15,062	14,654	17,235	17,874	17,707	17,537	18,078	17,799	17,759	16,094	17,023	17,199	17,415	17,631	17,847	18,063	18,279	18,495	
Net Ann. Inc.	401	483	1,005	-1,142	-408	2,581	639	-167	-170	541	-279	-40	-1,665	929	176	216	216	216	216	216	216	216
Ave. Mo. Inc.	33	40	84	-95	-34	215	53	-14	-14	45	-23	-3	-139	77	15	18	18	18	18	18	18	18

MONTHLY POPULATION AVERAGES - JULY 2022

Unit/Center	7/1	7/4	7/5	7/6	7/7	7/8	7/11	7/12	7/13	7/14	7/15	7/18	7/19	7/20	7/21	7/22	7/25	7/26	7/27	7/28	7/29	AVG
Benton	315	314	314	313	315	313	313	311	318	321	321	321	321	321	321	321	319	319	320	320	317	318
Cummins	1,946	1,941	1,942	1,955	1,953	1,950	1,968	1,972	1,970	1,968	1,946	1,966	1,965	1,967	1,964	1,958	1,966	1,963	1,972	1,982	1,980	1,962
Delta	611	610	609	609	610	610	608	608	618	615	608	616	615	614	612	605	605	605	605	602	612	610
E AR Reg	1,573	1,570	1,570	1,568	1,562	1,564	1,569	1,565	1,564	1,560	1,549	1,557	1,555	1,552	1,550	1,549	1,548	1,543	1,539	1,548	1,562	1,558
Ester	568	563	563	566	563	565	562	562	562	568	577	565	563	557	569	569	575	574	573	567	567	567
Grimes	1,061	1,061	1,061	1,061	1,056	1,056	1,066	1,063	1,059	1,053	1,019	1,065	1,065	1,059	1,056	1,056	1,057	1,057	1,075	1,075	1,075	1,060
Max Sec	563	562	562	561	561	561	561	561	560	561	560	561	561	559	559	559	559	559	559	559	557	560
McPherson	947	945	945	941	945	948	938	936	935	933	991	929	928	927	928	927	924	930	931	931	933	938
MCWRC	143	143	143	143	149	149	149	149	149	149	130	149	149	149	153	153	154	154	154	156	156	149
N Central	814	813	813	825	825	825	817	830	830	842	834	838	837	837	830	829	819	819	832	833	833	827
NWAWRC	101	101	101	98	100	100	98	100	101	101	100	99	99	99	100	100	100	100	100	100	100	100
Ouachita River	1,786	1,781	1,781	1,746	1,743	1,765	1,767	1,747	1,775	1,769	1,759	1,773	1,770	1,766	1,752	1,750	1,763	1,749	1,737	1,742	1,762	1,761
Randall L Williams	530	534	534	537	535	532	528	528	525	514	534	519	516	516	531	528	527	527	530	538	531	528
Pine Bluff	533	530	530	531	531	524	522	523	521	528	527	530	530	530	527	527	531	529	525	522	525	527
PB Reentry	51	51	51	51	51	54	54	53	53	51	54	53	53	53	53	53	53	54	54	53	53	53
TRCC	119	119	119	119	119	119	119	118	118	118	116	120	120	120	122	122	122	122	122	122	118	120
Tucker	612	612	612	612	606	611	616	615	612	626	596	631	630	630	633	632	630	630	629	626	627	620
Vamer	1,628	1,626	1,626	1,625	1,620	1,629	1,627	1,627	1,626	1,618	1,615	1,619	1,618	1,613	1,605	1,604	1,600	1,616	1,620	1,615	1,608	1,618
Wrightsville	845	840	840	837	839	838	834	839	834	828	838	825	823	822	825	821	824	823	828	827	831	831
WR Hawkins-Females	248	248	248	247	245	244	254	254	254	255	254	255	255	254	254	253	253	254	256	256	256	252
WR Hawkins-Males	198	200	200	199	198	198	195	196	196	197	192	200	200	200	197	196	196	196	195	195	194	197
Total ADC	15,192	15,164	15,164	15,144	15,126	15,155	15,165	15,157	15,180	15,175	15,120	15,191	15,173	15,145	15,141	15,112	15,125	15,123	15,156	15,169	15,197	15,156
ALETA	17	17	17	17	17	17	17	17	17	17	17	17	17	17	17	17	17	17	17	17	17	17
Ar State Police	51	51	51	52	52	52	52	53	53	52	55	52	52	52	56	56	53	53	53	53	53	53
Co Jail / M	1,419	1,428	1,428	1,426	1,453	1,448	1,423	1,434	1,413	1,423	1,373	1,401	1,418	1,432	1,436	1,479	1,470	1,483	1,463	1,433	1,420	1,433
Co Jail / F	96	100	100	101	101	103	105	104	109	110	97	109	107	107	105	108	104	107	103	107	105	104
Total Co Jail BK	1,515	1,528	1,528	1,527	1,554	1,551	1,528	1,538	1,522	1,533	1,470	1,510	1,525	1,539	1,541	1,587	1,574	1,590	1,566	1,540	1,525	1,537
309/M	205	205	205	208	207	207	208	207	206	206	223	206	207	207	205	205	205	206	206	207	205	207
309/F	93	93	93	94	94	93	90	91	91	91	92	91	91	91	91	91	88	87	87	87	87	91
Total Act 309	298	298	298	302	301	300	298	298	297	297	315	297	298	298	296	296	296	294	293	294	292	298
Total Non ADC	1,881	1,894	1,894	1,898	1,924	1,920	1,895	1,906	1,889	1,899	1,857	1,876	1,892	1,906	1,910	1,956	1,940	1,954	1,929	1,904	1,887	1,905
Total	17,073	17,058	17,058	17,042	17,050	17,075	17,060	17,063	17,069	17,074	16,977	17,067	17,065	17,051	17,051	17,068	17,065	17,077	17,085	17,073	17,084	17,061

## FISCAL YEAR 2023 COUNTY JAIL BACKUP - JULY 2022

DAY		Jul-22
1		1,515
2	*	1,515
3	*	1,515
4		1,528
5		1,528
6		1,527
7		1,554
8		1,551
9	*	1,551
10	*	1,551
11		1,528
12		1,538
13		1,522
14		1,534
15		1,533
16	*	1,533
17	*	1,533
18		1,510
19		1,525
20		1,539
21		1,541
22		1,587
23	*	1,587
24	*	1,587
25		1,574
26		1,590
27		1,566
28		1,540
29		1,525
30	*	1,525
31	*	1,525
<b>Avg Daily Backup</b>		<b>1,541</b>

Note: Totals do not include 309 Contracts in County Jails (maximum of 336)

County Jail Back-up average for July 2022 - 1,541

Short-Term Revocation Program average for July 2022 - 557



## STTG UNIT COUNTS – JULY 2022

Unit	Beginning Total	Confirmed	Suspected	In	Out	Paroled	Removed	Ending Total	Total Unit Population	Unit % of STTG's
Benton	95	0	0	8	2	1	0	100	319	31.35%
Cummins	667	3	0	83	46	10	0	691	1,975	34.99%
Delta	219	0	0	4	6	0	0	217	611	35.52%
EARU	629	1	0	46	9	10	0	657	1,561	42.09%
Ester	125	0	0	23	11	9	0	128	559	22.90%
Grimes	373	0	0	20	16	14	0	363	1,073	33.83%
Hawkins	50	0	0	2	4	0	0	47	447	10.51%
Max	281	3	0	7	4	2	0	285	558	51.08%
Mcpherson	45	0	0	0	0	0	0	45	920	4.89%
MCWR	52	0	0	7	2	5	0	52	155	33.55%
NCU	263	0	0	16	17	10	0	252	824	30.58%
NWAWR	25	0	0	6	1	1	0	29	100	29.00%
ORCU	375	0	0	120	128	8	0	359	1,541	23.30%
ORCU Intake	81	132	0	0	126	0	0	87	233	37.34%
Pine Bluff	184	0	0	20	23	5	0	176	581	30.29%
RLW	207	0	0	22	14	6	0	209	530	39.43%
TWR	44	0	0	3	8	0	0	39	117	33.33%
Tucker	207	0	0	21	6	4	0	218	624	34.94%
Varner	673	0	0	55	42	10	0	676	1,627	41.55%
Wrightsville	302	0	3	14	11	11	0	297	837	35.48%
<b>Total</b>	<b>4,897</b>	<b>139</b>	<b>3</b>	<b>477</b>	<b>476</b>	<b>106</b>	<b>0</b>	<b>4,927</b>	<b>15,192</b>	<b>32.43%</b>

ORCU Intake brought in 132 new STTG members into ADC last month.

## STTG DISCIPLINARY REPORT - JULY 2022

Unit	STTG Incidents	STTG Suspected Incidents	Total Unit Disciplinary	Disciplinary Involving STTG	Percentage
Benton	0	0	7	1	14.29%
Cummins	0	0	612	316	51.63%
Delta	0	0	219	128	58.45%
EARU	0	0	183	117	63.93%
Easter	0	0	12	12	100.00%
Grimes	0	0	143	56	39.16%
Hawkins	0	0	1	0	0.00%
Max	0	0	88	44	50.00%
Mcperson	0	0	109	7	6.42%
MCWR	0	0	2	0	0.00%
NCU	0	0	66	38	57.58%
NWAWR	0	0	2	0	0.00%
ORCU	0	0	113	61	53.98%
ORCU Intake	0	0	5	3	60.00%
Pine Bluff	0	0	29	24	82.76%
RLW	0	0	103	55	53.40%
TWR	0	0	7	4	57.14%
Tucker	0	1	65	30	46.15%
Varner	0	0	182	89	48.90%
Wrightsville	0	0	99	60	60.61%
<b>Total</b>	<b>0</b>	<b>1</b>	<b>2,047</b>	<b>1,045</b>	<b>51.05%</b>

## STTG COUNTS BY STTG SET – JULY 2022

STTG Set	Benton	Cummins	Delta	EARU	Ester	Grimes	Hawkins	Max	Mcperson	MCWR	NCU	NWAWR	ORCU	Intake	PB	RLW	TWR	Tucker	Varnier	Wrightsville	Total
Asian	1	1	1	2	0	0	0	0	0	0	1	0	0	0	0	0	0	1	0	0	7
Bloods	20	152	32	119	21	72	7	62	3	8	48	7	59	10	31	33	8	34	150	53	929
Crips	8	74	21	76	14	35	5	36	7	9	19	4	44	12	20	17	2	16	93	44	556
Folk	3	69	0	45	4	26	13	29	6	3	15	6	85	12	10	11	12	13	57	21	440
GD	14	152	38	175	29	87	2	72	0	15	43	0	26	6	44	47	0	66	140	56	1,012
Mexican	6	19	9	16	4	11	3	3	5	3	5	1	4	1	1	10	0	4	22	14	141
Motorcycle	0	3	1	3	0	1	0	1	1	0	2	1	1	0	1	0	0	1	1	2	19
Other	5	15	9	21	10	11	3	11	3	2	15	0	15	4	8	14	2	6	25	5	184
People	2	35	5	24	1	22	1	19	3	0	10	1	9	0	8	6	1	11	19	13	190
Unknown	1	16	14	17	0	1	0	4	0	0	3	0	0	0	0	1	3	4	59	7	130
W/S	21	66	59	56	25	41	16	8	17	6	43	9	94	28	32	36	11	25	31	34	658
AB	0	8	1	5	2	5	0	1	0	1	0	0	2	1	0	2	0	3	13	5	49
AC	0	8	5	13	2	7	0	4	0	0	7	0	1	2	2	2	0	2	12	3	70
NAE	7	38	9	41	8	15	0	14	0	1	16	0	7	6	10	12	0	10	22	17	233
WAR	12	35	13	44	8	29	0	21	0	4	25	0	12	5	9	18	0	19	32	23	309
<b>Total</b>	<b>100</b>	<b>691</b>	<b>217</b>	<b>657</b>	<b>128</b>	<b>363</b>	<b>47</b>	<b>285</b>	<b>45</b>	<b>52</b>	<b>252</b>	<b>29</b>	<b>359</b>	<b>87</b>	<b>176</b>	<b>209</b>	<b>39</b>	<b>218</b>	<b>676</b>	<b>297</b>	<b>4,927</b>

Key:

GD = Gangster Disciples

W/S = White Supremacist

NAE = New Aryan Empire

WAR = White Aryan Resistance

AC = Aryan Circle

AB = Aryan Brotherhood



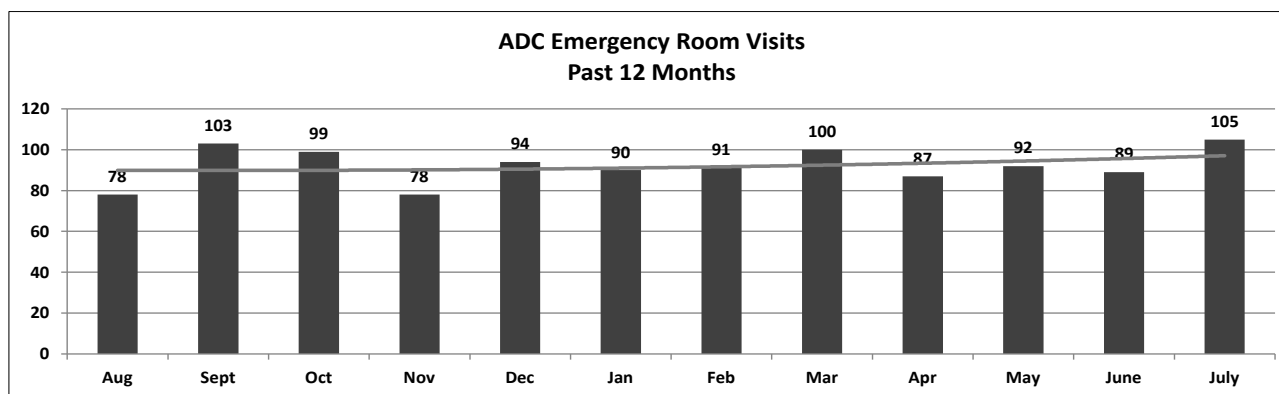
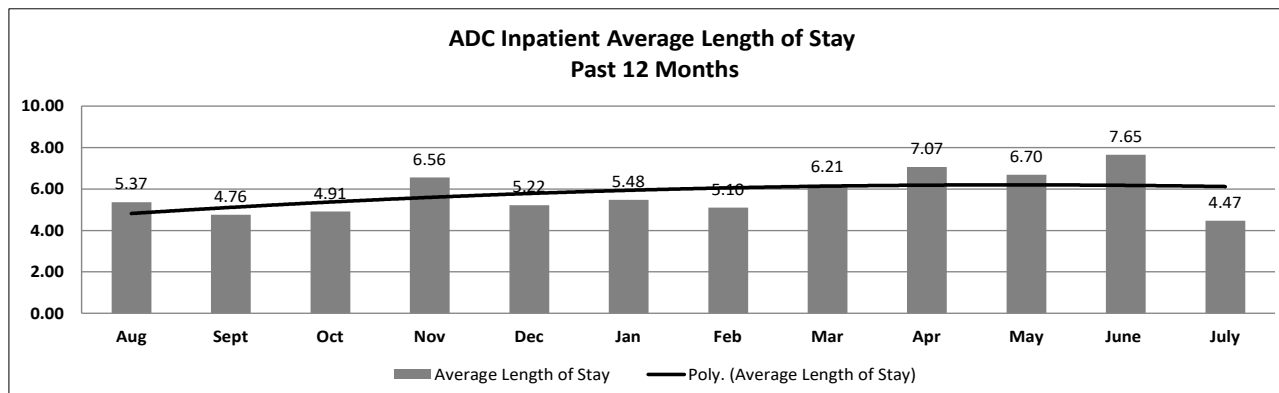
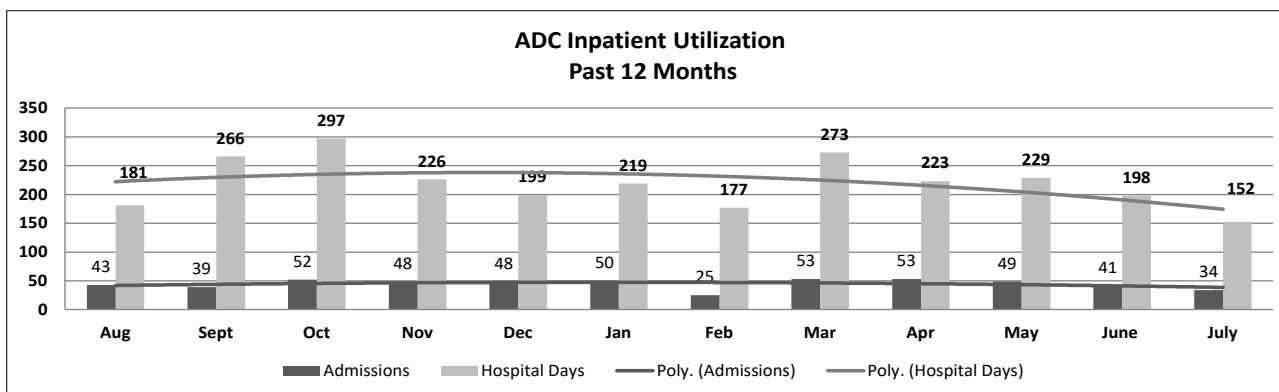
## ADC INPATIENT AND EMERGENCY ROOM UTILIZATION

ADC Inpatient Statistics Past 12 Months

	2021					2022							Average
	Aug	Sept	Oct	Nov	Dec	Jan	Feb	Mar	Apr	May	June	July	
Admissions	43	39	52	48	48	50	25	53	53	49	41	34	44.6
Hospital Days	181	266	297	226	199	219	177	273	223	229	198	152	220.0
Average Length of Stay	5.37	4.76	4.91	6.56	5.22	5.48	5.10	6.21	7.07	6.70	7.65	4.47	4.93

ADC ER Visits Past 12 Months

	2021					2022							Average
	Aug	Sept	Oct	Nov	Dec	Jan	Feb	Mar	Apr	May	June	July	
Emergency Room Visits	78	103	99	78	94	90	91	100	87	92	89	105	92.2



## MEDICAL GRIEVANCE BOARD REPORT – JULY 2022

Unit	Acknowledged/ Received	Rejected	Reviewed & Signed by Dep Director	With Merit	With Merit, but Resolved	% With Merit	Without Merit
Benton	0	0	0	0	0	0%	0
CMU	0	2	0	0	0	0%	0
Cummins	26	2	11	0	0	0%	11
Delta	2	2	9	0	0	0%	9
EARU	23	1	19	0	0	0%	19
EARU Max	44	1	31	0	0	0%	31
Ester	1	0	1	0	0	0%	1
Grimes	9	0	8	1	0	13%	7
Hawkins	0	0	0	0	0	0%	0
McPherson	28	2	4	0	0	0%	4
MCWRC	0	0	0	0	0	0%	0
MSU	5	4	8	0	0	0%	8
North Central	2	1	4	0	0	0%	4
NWAWRC	0	0	0	0	0	0%	0
Ouachita	16	1	8	0	1	0%	7
Pine Bluff	1	1	1	0	0	0%	1
Randall L. Williams	1	0	1	0	0	0%	1
SNN	0	0	0	0	0	0%	0
TRCC	0	0	0	0	0	0%	0
Tucker	9	2	17	0	0	0%	17
Varner	2	1	1	0	0	0%	1
Varner Super Max	12	2	5	0	0	0%	5
WRU	0	1	2	0	0	0%	2
WHM	0	0	1	0	0	0%	1
WWR	0	0	0	0	0	0%	0
<b>Total</b>	<b>181</b>	<b>23</b>	<b>131</b>	<b>1</b>	<b>1</b>	<b>2%</b>	<b>129</b>



VOLUNTEER SERVICES

Month: July      Year: 2022	BENTON UNIT	CUMMINS	DELTA REGIONAL	EAST ARKANSAS	EAST ARK. MAX	ESTER	GRIMES	HAWKINS	MCPHERSON	MCWR	NWAWRC	NORTH CENTRAL	OUACHITA	PINE BLUFF	RLW	TRCC	TUCKER	TUCKER MAX	VARNER	VARNER MAX	WRIGHTSVILLE	TOTAL
<b>CHAPLAINCY HOURS</b>																						
VOLUNTEERS IN CHARGE	7	11	3	6	0	8	3	13	1	4	2	7	9	9	3	0	16	14	0	0	7	123
VOLUNTEER VISITS	42	31	21	30	6	3	45	28	16	7	8	18	46	12	23	0	106	58	15	1	14	530
RELIGIOUS VOLUNTEER HOURS	42	73	35	66	16	154	256	111	249	7	15	406	230	61	26	0	232	141	59	2	46	2,227
SPECIAL EVENTS	0	0	0	1	1	1	0	0	1	0	0	0	0	1	1	0	0	2	1	1	0	10
																					<b>TOTAL</b>	<b>2,890</b>
<b>PALS PROGRAM</b>																						
Volunteer Hours	0	0	1	6	0	6	18	28	27	0	0	8	0	0	0	0	8	6	2	0	5	115
<b>THINK LEGACY</b>																						
Volunteer Hours	0	0	0	0	0	0	0	0	8	0	0	2	0	0	0	0	0	0	0	0	0	10
<b>WAGE</b>																						
Volunteer Hours	0	0	32	0	0	6	0	88	0	0	0	0	64	0	0	0	125	0	0	0	88	403
<b>OTHER</b>																						
<b>Program Name</b>	<b>Total # of Hours Volunteered</b>																					
Paws in Prison	14																					
Inside Out Program	0																					
Veterans Program	0																					
Release Program	0																					
Dance 2B Free	0																					
Lactation Program	0																					
Yoga	11.25																					
<b>TOTAL</b>	<b>25.25</b>																					

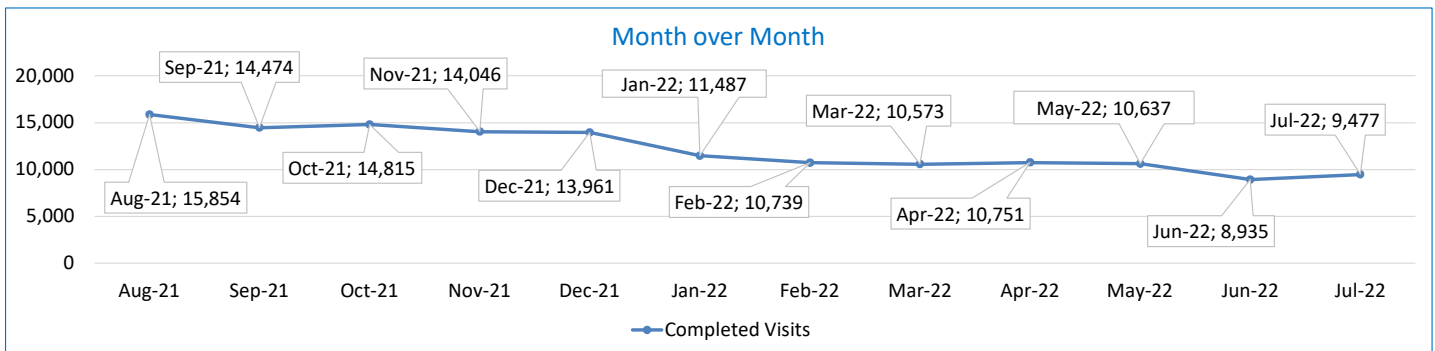
## SECURUS VIDEO VISITATION REPORT JULY 2022

### AR-DOC SVV Activity Tracker

Total ADP 15,293

Total Visits by Month	Aug-21	Sep-21	Oct-21	Nov-21	Dec-21	Jan-22	Feb-22	Mar-22	Apr-22	May-22	Jun-22	Jul-22
Total (Includes SuperMax)	15,854	14,474	14,815	14,046	13,961	11,487	10,739	10,573	10,751	10,637	8,935	9,477
Target Objective	15,587	15,587	15,587	15,587	15,587	15,587	15,587	15,587	15,587	15,587	15,587	15,587

#### Anywhere Visitation Performance:



#### Completed Visits

Site	Current Month	Previous Month
Benton	160	161
Cummins	807	706
Delta Regional	294	300
East Arkansas Regional	1,123	1,068
Ester	375	368
Grimes	743	728
J Aaron Hawkins Sr.	444	508
Tucker Max	484	436
Mcperson	517	481
Mississippi County WRC	132	95
North Central	906	897
NW Arkansas WRC	100	37
Ouachita River	846	784
Pine Bluff Complex	364	337
Randall L Williams	158	167
State Police Barracks	98	60
Texarkana Regional	64	51
Tucker Unit	190	137
Varner	1,048	946
Wrightsville Unit	598	642
Pine Bluff Reentry	26	26
Tucker Reentry	0	0
<b>Total:</b>	<b>9,477</b>	<b>8,935</b>

#### Missed by Inmate

Site	Current Month	Previous Month
Benton	5	9
Cummins	25	34
Delta Regional	7	20
East Arkansas Regional	25	56
Ester	13	18
Grimes	7	22
J Aaron Hawkins Sr.	30	23
Tucker Max	17	29
Mcperson	21	21
Mississippi County WRC	8	10
North Central	11	27
NW Arkansas WRC	3	2
Ouachita River	16	60
Pine Bluff Complex	7	30
Randall L Williams	13	1
State Police Barracks	5	24
Texarkana Regional	1	7
Tucker Unit	6	9
Varner	32	54
Wrightsville Unit	12	26
Pine Bluff Reentry	1	2
Tucker Reentry	0	0
<b>Total:</b>	<b>265</b>	<b>484</b>



**SECURUS TABLET REPORT  
JULY 2022**

Facility Name	Personal Tablets (All)	\$0	\$5	Community / Inventory	Officer	Total	New Subscriptions
Benton Unit	313	111	202	88	8	409	5
Cummins Unit	1,368	924	443	760	14	2,142	108
Delta Regional Unit	431	265	166	183	16	630	45
East Arkansas Regional Unit	890	564	326	624	10	1,524	82
Ester Unit	533	354	179	217	20	770	39
Grimes Unit	742	479	263	396	14	1,152	71
J. Aaron Hawkins Sr Center For Women	413	257	156	154	19	586	8
McPherson Unit	707	430	277	439	17	1,163	53
Mississippi County Work Release Center	155	50	105	68	9	232	2
North Central Unit	622	367	255	122	10	754	70
Northwest Arkansas Work Release Center	100	42	58	21	8	129	1
Ouachita River Correctional Unit	916	557	359	1,158	14	2,088	68
Pine Bluff Reentry Center	53	11	42	26	0	79	0
Pine Bluff Unit	427	278	149	159	9	595	34
Randall L. Williams Facility	379	227	152	128	15	522	36
State Police Barracks	52	37	15	10	3	65	0
Texarkana Regional Correctional Center	117	29	88	45	10	172	1
Tucker Maximum Security Unit	269	171	97	332	14	615	27
Tucker Reentry Center	0	0	0	45	2	47	0
Tucker Unit	490	309	181	251	10	751	40
Varner Unit	918	587	331	720	21	1,659	62
Wrightsville Unit	664	420	244	333	9	1,006	42
<b>TOTAL</b>	<b>10,559</b>	<b>6,469</b>	<b>4,088</b>	<b>6,279</b>	<b>252</b>	<b>17,090</b>	<b>794</b>

CONSTRUCTION BUDGET / STATUS REPORT - AUGUST 3, 2022 — [Page 1 of 2]

Fund	Project Description	Approved Budget	Actual Budget Spent	Available Budget	\$ % Complete	Construction % Complete	Notes
700483A	EARU Max Rec Expanded Metal Rec Yard	879,000	822,456	56,544	94%	69%	Construction of the Rec Pens at EARU began on 1/03/2022. We are making great progress with this project. The funds spent on this project is reflective of the engineering fees, material and construction of the panels. 24 pens are complete.
700483A	Tucker Max Expanded Metal Rec Yard	1,800,000	1,139,825	660,175	63%	25%	DBA Approved to proceed. We are constructing the panels on-site. Material list has been ordered and delivered. The funds spent on this project is reflective of engineering fees and the material needed to construct the rec pen panels.
700483A	Cummins Expanded Metal Rec Yard	368,617	50,012	318,605	14%	10%	Plans on hold, will modify for exp. Metal. Funds spent on this project is reflective of engineering fees spent against this portion of the overall project.
KBR4Q95	Bullpens	851,999	388,676	463,323	46%	45%	Varner & EARU complete. Installation underway at Max. Locks delivered. Working on bullpens now.
KBR4Q95	13 & 15 Barracks Door Revisions	174,000	136,711	37,289	79%	68%	All doors and locks installed in 13 Barracks. 15 barracks has been remeasured for quality assurance and we are fabricating the revisions at this time at Central Maintenance.
7004828	Entegrity Energy Improvements Phase 2 at Tucker and Max	18,603,150	11,331,064	7,272,086	61%	60%	Lighting is complete at the Max and Tucker Unit. HVAC has began at the Max and Tucker Unit and is expected to for the next several months, depending on weather. Plumbing has also began at the MAX and Tucker Unit.
KBSHW18	Tucker Water Treatment	1,093,848	116,411	977,437	11%	0%	The original blueprints has been completed and approved. The detail drawings are complete. Submittals has been presented to DBA for final approval. Awaiting notice to proceed. The funds spent on this project is reflective of engineering and design fees.
KBSFW18	Max Armory	100,000	67,089	32,911	67%	20%	We have our notice to proceed from DBA. Work has started on this project. Plumbing line and foudation work complete.
KBR4Q95			0				
7004810	Administrative East Roof Replacement	1,802,000	291,313	1,510,687	16%	10%	The funds spent is reflective of engineering fees. Pre-con meeting was held on May 3rd to discuss start of project. All material on-site for RLW modified bitumen roof. Work has began at RLW on the modified bitumen roof and the TPO roof located at Administration East as of June 27, 2022.
7004810	Central Warehouse Roof Replacement	424,000	27,372	396,628	6%	0%	
7004810	RLW Roof Replacement	3,074,000	233,712	2,840,288	8%	7%	
865C	NCU Perimeter Security	600,000	20,625	542,766	10%	0%	We have received the notice to proceed from DBA. The pre-con meeting was made on June 22nd to assess mobilization and start date for the project. In person sites visits are complete. The ETA on this project is August 22, 2022. The funds spent is reflective of on-call design fees.
7004820			30,334				
KBR4Q95			6,275				
N98	Max Re-Entry Generator Project	135,000	16,635	118,365	12%	7%	Plans submitted to DBA. We have received our notice to proceed on this project. Funds spent are reflective of engineering fees and site work at location.
KBR4Q95	Wrightsville Standby Generator Project	202,000	20,081	168,899	16%	10%	DBA Approved. Generator is purchased. ETA has been pushed to August 18, 2022. Funds spent on this project is on-call design fees and material needed once generator is received.
			13,020				
7004820	Tucker 10 Barracks Sidewalk	70,259	31,488	38,771	45%	80%	Sidewalk is complete. We have installed post and wrapping with fence. Conduit and wire for lighting and cameras are ran. This project has several additional elements added that will better secure movement through the compound. The difference in funds spent and construction complete is due to use of on-site material identified after the budget was approved.
7004820	Lethal Fence Control for Cummins, Varner SuperMax, Tucker Max, & EARU	1,090,000	64,207	1,025,793	6%	0%	Project has cleared DBA. The project has been awarded to Tri-State. Notice to proceed has been issued and the pre-con meeting was held on June 15, 2022 with vendor and design professional. Pre-con meeting scheduled for August 4, 2022. ETA on start of this project August 15, 2022. Funds spent on this project is reflective of on-call design fees.



CONSTRUCTION BUDGET / STATUS REPORT - AUGUST 3, 2022 — [Page 2 of 2]

Fund	Project Description	Approved Budget	Actual Budget Spent	Available Budget	\$ % Complete	Construction % Complete	Notes
<b>Telephone Projects</b>							
Maintenance & Operations	Fire Alarm Upgrades (All Units)	41,000	0	41,000	0%	0%	on-going
	Stainless Steel - Kitchen/Shower/Restrooms - All Units	20,000	0	20,000	0%	0%	continual need
	Gates and Fences all units	25,000	0	25,000	0%	0%	to improve security
	ACA Maintenance	100,000	0	100,000	0%	0%	Working with Wrightsville, Benton and Tucker with FY23 ACA.
	ADA Projects - All Units	10,000	0	10,000	0%	0%	Working with Varner for the sports field sidewalk.
	Fast Top Floor Systems (kitchen/laundry/showers all units)	25,000	0	25,000	0%	0%	Benton complete. MCWRC flooring has been delivered. Ouachita kitchen material has been ordered and awaiting arrival.
	Camera Equipment - All Units	320,000	5,639	314,361	2%	2%	cameras as requested/approved.
	Lock/Riot Gates - All Units	90,500	432	90,068	0%	0%	on-going.
	AC Units-All Units	70,000	2,028	67,972	3%	3%	repairing & replacing daily.
	<b>Subtotal</b>		<b>\$ 701,500</b>	<b>\$ 8,099</b>	<b>\$ 693,401</b>		
Capital Projects FY22 Carry Forward	Metal Ceilings	25,000	0	25,000	0%	0%	Wrightsville showers are underway.
	ORCU Gravel Pit Operations	35,000	0	35,000	0%	0%	on-going.
	Dog Kennel/Horse Stable Malvern	58,000	13,945	44,055	24%	50%	Dog kennel is complete and delivered. Site work has started on horse barn and work on that project will begin as soon as the site is ready for construction. Difference in % complete and construction complete is the use of existing material on Dog Kennel.
	Emergency Generator - All Units	130,000	0	130,000	0%	0%	Cummins 300kW generator complete. Hawkins Unit Gen is installed and operational. Max Gen mat'l rec'd, Generator rec'd. Cummins East Bldg. we have approval awaiting Max generator install.
	Delta Perimeter Video Surveillance	622,000	31,606	590,394	5%	0%	We have received the notice to proceed from DBA. The pre-con meeting was made on June 22nd to assess mobilization and start date for the project. In person site visits were complete. As soon as the NCU project is completed the vendor will move to the Delta Unit for their system install. The funds spent is reflective of on-call design fees.
	Roof Repairs-Cummins	130,700	0	130,700	0%	0%	Prepared large order for multiple Units. Need repairs at ORCU, Wrightsville, Cummins & others. Varner & ORCU working on repairs, received TPO. We have also assessed Mississippi County Work Release and identified need for repair. Office of State Procurement secured a State contract to purchase roofing materials.
	Roof Repairs-Cummins Laundry		0				
	Construction/Maintenance		0				
	Roof Repairs-Delta		0				
	Roof Repairs-East Arkansas		0				
	Roof Repairs-Max		0				
	Roof Repair-McPherson		0				
	Roof Repair - NCU		0				
	Roof Repair - RLW		0				
	Roof Repairs-Tucker		0				
Roof Repairs-Varner	0						
Roof Repairs-Wrightsville	0						
<b>Subtotal</b>		<b>\$ 1,000,700</b>	<b>\$ 45,551</b>	<b>\$ 955,149</b>			
New Projects	Additional Metal Fab	10,000	0	10,000	0%	0%	
	PB Warehouse Drive Replacement	158,000	43,139	114,861	27%	49%	The fuel island portion of this project is 85% complete. We have some additional concrete that needs to be applied to the apron and it will be 100% complete.
	<b>Subtotal</b>		<b>\$ 168,000</b>	<b>\$ 43,139</b>	<b>124,861</b>		
	Architect Fees	30,000	0	30,000	0%		
<b>Total</b>		<b>\$ 1,900,200</b>	<b>\$ 96,788</b>	<b>\$ 1,803,412</b>			

*Notes: Report has not been reconciled against Accountings Reconciled Reports. Tolerance/Deviation is with in 1% of Projected Spending.*