



**DIVISION OF
COMMUNITY
CORRECTION**

Director's Report

April 2022

Jerry Bradshaw, Director

From the Director

GOLD KEY AWARDS



The 9th Annual Gold Key Awards luncheon was held on March 18 at Little Rock's Pleasant Valley Country Club. Awards were presented to a number of staff members being honored for receiving the highest awards given by ACC. The event was sponsored by the Arkansas Association of Correctional Employees Trust (AACET).

Board of Corrections member, Dr. William "Dubs" Byers, served as the keynote speaker for the event.

Awards and recipients are as follows:

- **Parole/Probation Support Staff of the Year** – *Brittany Meadors*, Area 5
- **Parole/Probation Treatment Staff of the Year** – *Kristy Adams*, Area 3
- **Parole/Probation Officer of the Year** – *Danny Marsh*, Area 10
- **Horizon Award** – *Eva Frame*, Area 2
- **Hero Award** – *Agent Tonya Robinson* and *Officer Falandus Graydon*, Area 11
- **Vision Award** – *Jenna Smith*, Headquarters
- **Residential Services Support Staff of the Year** – *Iva Bernard*, Northwest Arkansas Community Correction Center
- **Residential Services Officer of the Year** – *Teresa Davis*, East

Central Arkansas Community Correction Center

- **Residential Services Supervisor of the Year** – *Major Freddie Otts*, Omega Supervision Sanction Center
- **Residential Services Treatment Staff of the Year** – *Valarie Justice-Curley*, Southwest Arkansas Community Correction Center
- **Treatment Supervisor of the Year** – *Yoshiko Neely*, Southwest Arkansas Community Correction Center
- **Promise Award** – *Kenya Earls*, East Central Arkansas Community Correction Center
- **Innovation of the Year** – *ACC Training Department*
- **Impact Award** – *Omega Center Treatment Staff*
- **Central Office Staff Person of the Year** – *Debbie Ruff*
- **Employee of the Year** – *Jarrod Self*, Reentry
- **Director's Award** – *Agent Chris Studdard*, SRT
- **Secretary's Award of Merit** – *Gary Tabor*, Administrator, Northwest Arkansas Community Correction Center
- **Board of Corrections Award** – *Agent Arzo Johnson*, SRT (posthumous)
- **AACET Award** – *Jessica Hollingshead*, Executive Assistant, ACC Director's Office

THREE RECEIVE LAW ENFORCEMENT OFFICER OF THE YEAR RECOGNITION

Three Division of Community Correction officers were honored on March 2 by Arkansas Attorney General Leslie Rutledge's office for their outstanding public service to the State.

We congratulate the following who were recognized at the 2021 Law Enforcement Officer of the Year annual awards luncheon at the Benton Event Center:

2021 Southeast Regional Officer of the Year and Monroe County Officer of the Year winner:

- Agent Christopher Studdard, Division of Community Correction Special Response Team

2021 County Officer of the Year winners:

- Hot Spring County Officer of the Year – Major Freddie Otts, Omega Supervision Sanction Center
- Howard County Officer of the Year – Parole/Probation Officer II James Ross, Area 12

Corrections Secretary Solomon Graves said, "Our officers are often the unsung heroes of law enforcement, so I am so proud these officers were recognized for their commitment to public safety."



Agent Studdard



Major Otts



PPO Ross



IN-PERSON AAPPA SPRING CONFERENCE HELD

On March 17, the Arkansas Adult Probation and Parole Association (AAPPA) held their Spring Conference at the Benton Event Center.

The one-day conference was geared toward those working in the criminal justice field and many ACC staff members were in attendance. Some of the training topics included:

- Emotional Intelligence
- De-escalation
- Crisis Intervention Team Training



MARCH AGENT PROMOTIONS


Seven Parole/Probation Officers were promoted to Agent during March — Andrea Morrell from Area 2, Taylor Dillon from Area 3, Santrice Jefferson from Area 4, DeAundre Grider and Emily Rhea from Area 6 and Catherine Burns and Kim Mitchell from Area 9.




Agent Burns




Agent Dillon



Agent Grider



Agent Jefferson



Agent Mitchell



Agent Morrell




Agent Rhea

Parole/Probation Academy Graduation 1-22



Members of the PPO 1-22 graduating class included: SQUAD A: Bryant Dallas (Squad Leader), Quartia Bradley, Cody Bruyette, Allyson Carter, Madelyn Escojido, Michael Freeman SQUAD B: Terisa Flippin (Squad Leader), Kenia Green, Rylie Hickman, Christine Lambert, Migeal Marroquin, Kris Moore SQUAD C: Kenyan Johnson (Squad Leader), Rebecca Moreland, Michelle Morrison, Emily Norman, Kyle Piechocki, Erika Ross SQUAD D: Christopher McGraw (Squad Leader), Zachary Roy, Brady Smith, Fiero Stewart, Bolecia Taylor, Chances Warren, Ranishia White.



Parole/Probation Deputy Director Elizabeth Taylor presented a memorial plaque to Secretary Solomon Graves that was purchased by PPO Class 1-22 for the family of ADC Sgt. Joshua Caudell, who was killed in the line of duty the week of graduation.



Parole/Probation Academy Graduation 1-22



Rylie Hickman
First Place Academic



Brady Smith
First Place Fitness | Third Place Firearms



Quartia Bradley
Second Place Academic



Zachary Roy
Second Place Fitness | Second Place Firearms



Allyson Carter
Third Place Fitness



Cody Bruyette
Third Place Fitness | First Place Firearms

LEADERSHIP COURSE PRESENTED

On March 14, members of the DOC management team spoke with the future leaders of the Division of Community Correction during a Leadership Course.



ACC REPRESENTED AT JOB FAIR

On March 8, Agent Josh McClelland and Parole/Probation Officer Heather Wineland of Area 1 joined with the Northwest Arkansas Community Correction Center to participate in a job fair at John Brown University in Siloam Springs.



Parole/Probation Area Highlights

AREA 5

During the month, Community Service workers in Area 5 served at Mena Animal Control by assisting with the cleaning and clearing of a larger area for dogs to run.

Also in March, litter pickup resumed at the Ozark office. Mayor Roxie Hall was very appreciative and purchased lunch for the crew.

AREA 6

On March 4, Area 6 gained two new officers with the graduation of Keith Henderson and Michelle Morrison from the Parole/Probation Academy at DOC Headquarters.



AREA 8

Congratulations to IPS Agent Ryan Gordon for being selected by his peers as the Area 8 Employee of the Month for March.

AREA 10

Bryant Dallas and Kenia Green (pictured right) joined the Area 10 Parole/Probation Office following their graduation from PPO Training Academy on March 4.

Area 10 Agent Thomas Fenske attended "Law Enforcement Response to Active Shooting" training in Little Rock on March 16.



On March 30, Area 10 Assistant Area Manager Sidra Porchia and Agent George Barnes spoke with Camden Fairview Middle School Alternative Learning Education (ALE) students.



AREA 11

On March 2, staff from the Area 11 Parole and Probation Office were invited to read to the 2nd graders at 34th Elementary School in Pine Bluff in Mrs. Tammy Johnson's class during Dr. Seuss Week.



While out conducting home visits on March 16, Area 11 Agents Dustin Parker and Brooke Williams stopped at a local store. While talking with a grandmother, she asked if her grandchildren could meet them, because both of the boys want to be police officers when they grow up. The kids then asked to have a photo taken with their heroes and the officers obliged.



AREA 12

During the month, SAPL Byron Woods and Sgt. LaTonya Hickman of the Southwest Arkansas Community Correction Center attended the AR DOC Instructor Development training to learn how to better serve the staff and residents of SWACCC.

Two new Southwest Arkansas Community Correction Center staff members, ShaTarria Davis and Dylan Garrison, each registered with the Arkansas Substance Abuse Certification Board as a Counselor in Training (CIT) in March.




SAPL Byron Woods and Sgt. LaTonya Hickman



ShaTarria Davis and Dylan Garrison

Parole/Probation Home Visits

On March 1, a home visit was conducted with two offenders by Area 2 Agent Jeffrey Baumgardner, Officer Bradley Duck, and the 14th Judicial District Drug Task Force. A black safe with a gray front cover with keypad and keyhole was found during the search. Upon questioning, it was learned that the safe belonged to a Parolee, who confirmed ownership and provided a key that opened the safe. Discovered inside the safe was a black backpack containing a large bag of green leafy substance consistent with marijuana and a plastic sack with a large quantity of white crystal-like substance consistent with methamphetamine. Also contained in the bag were multiple baggies for packaging, a cup with white residue, multiple envelopes with a large quantity of cash, and scales used for weighing. During interview, the Parolee admitted that he purchased the safe a few days prior and all of the illegal contraband inside belonged to him. He also stated that there was exactly \$5,000 in cash and even knew the specific denomination of the currency. The Parolee was arrested and transported to the Boone County Sheriff's Office with pending felony charges.



The illegal contraband above was seized during a March 1 home visit.

On March 24, **Area 2** Agents Lisa Wells and Jimmy Carter, with the assistance of the Searcy County Sheriff's Department, conducted a home visit of an offender in the town of Leslie. The visit resulted in the discovery of suspected methamphetamine, multiple items of drug paraphernalia and numerous firearms. Also discovered was DexiFlush, a known detox and flush pill substance used to adulterate drug tests. Upon further search of the residence, several items were located that were believed to be from a previous breaking and entering that occurred in Searcy County. All evidence was seized was taken to the Searcy County Sheriff's Department for processing.

On March 17, the Mississippi County Sheriff's Department received information that an offender was selling methamphetamine out of a vehicle owned by the City of Blytheville. Officers with the DTF, the Mississippi



County Street Crimes and the **Area 4** Parole/Probation Office subsequently conducted searches of the offender, his residence, and the city vehicle. The offender was found to have a quantity of hydrocodone pills on his person. Found in the vehicle was a 16-gauge sawed-off shotgun fitted with a pistol grip, as well as two baggies of methamphetamine, a meth pipe and a set of digital scales. At his residence, Officers found additional ammunition and drug paraphernalia.

Pictured bottom left are Detective Elonzo Cummings, Detective Jeremy Sharp, Major Robb Rounsavall, Detective Austin Griffin, and Area 4 PPO Michael Hopkins.

On the afternoon of March 25, Jonesboro Police Officers Williams and Austin assisted **Area 4** Parole/Probation Agent Bryan Hook and Parole/Probation Officer Chad Mason in a search at the residence of an offender located at a local apartment complex.

A wide variety of narcotics were found during the search including .3 grams of oxycodone, 1.2 grams hydrocodone, 770 grams marijuana, 28 grams of cocaine, 13.5 grams of ecstasy, and a Taurus .357, a magazine for a .22 caliber Walther firearm, and .22 caliber ammunition.



Pictured on the right are Jonesboro Officers Williams and Austin and Area 4 PPA Hook and PPO Mason.

On March 7, IPS Agents received information that an offender had been residing at the Super 7 Inn in Little Rock. **Area 8** Agents Ryan Gordon and Roderick McGruder conducted a search of the room, where the offenders belongings were located. A search of the offender's person was conducted, and officers located 115 grams of marijuana, 1.5 grams, of Xanax, and 1 hydrocodone. All evidence was collected by LRPD. The offender was transported to the LRPD Detective's Office, and while there, the offender tried to punch a detective. The offender was booked into the Pulaski County Jail on felony drug and battery charges.

During the month, **Area 11** Agents Brooke Williams and Dustin Parker, along with Jefferson County Sheriff's Office (JCSO) Deputies Holcomb and Jones, conducted a home visit at the last known address of an offender in White Hall. Prior to conducting the home visit, Little Rock Police Department (LRPD) Detective Stubenrauch had been contacted regarding a list of items that had been stolen from their evidence hangar.

Upon arrival, the Agents knocked on the door and could hear movement coming from inside, along with dogs barking. A female voice said she had to put up her dogs, which took several moments. A white female then opened the door a crack, and when asked if the offender was home, she stated that he was at work, and he had left earlier that morning. She denied knowing where he was, stating he was working a day job and she never knows where he may be located. She identified herself as the homeowner and girlfriend of the offender. When asked to enter the residence in order to verify that the offender was not inside, she agreed and opened the door. While attempting to verify that the offender was not hiding inside the residence, numerous items were observed in plain sight in the common areas that matched the items on the list Det. Stubenrauch had provided. Photos were taken of the items and sent to him. He called back and advised that the items were positively identified as the items stolen from the LRPD evidence hangar.

At that time, Pine Bluff Police Department detectives were dispatched to take over the scene. While waiting for them to arrive, the offender's girlfriend admitted that he had been at the residence prior to the arrival of law enforcement, but when he saw the JCSO units arrive, he ran out the back door of the residence.

Residential Services

Captain Andre Harris of the **Northeast Arkansas Community Correction Center** is leading by example. During March, a photo of him being measured for a cap and gown in anticipation of his May graduation was featured in a social media post by Arkansas Northeastern College (ANC) in Blytheville. He'll be graduating from ANC in May with an associate degree and plans to immediately begin work earning a bachelor's degree.



A career/college fair was hosted by Osceola High School at the school's Seminole Arena. Staff from the **Northeast Arkansas Community Correction Center** had the chance to meet and talk with many senior students – who will soon be entering the workforce – about opportunities with ACC.



To help with better serving their residents, the **Central Arkansas Community Correction Center** updated their computer lab at the facility during the month.

Vera Euvrad, Fiscal Support Analyst with the **East Central Arkansas Community Correction Center (ECACCC)**, went the extra mile when she became involved with the Sisters of Sewing program. She took up the skill of sewing in order to effectively oversee the residents as they work together to prepare about 300 masks per week to supply the ECACCC and all other ACC residential centers.



In March, **Omega Supervision Sanction Center** staff took part in an Emergency Preparedness Tabletop Training exercise.



Treatment Program Summary

1,436 probationers and parolees were served in the general Substance Use Disorder Treatment programs. Additionally, 1,401 participants were served in the Drug Court Treatment programs, bringing the total served to 2,837.

A total of 613 residents have agreed to participate in Medication-Assisted Treatment (MAT) since the program started in July 2018. A total of 309 were discharged with follow up in progress in the community and 84 have completed the program.

Partnerships are in effect with 71 community providers to continue MAT upon release from an ACC center and the program has been extended through September 2022. Transitional Housing Services and Peer Recovery Specialists have been added to the MAT program.

An Intensive Case Management pilot program in the North Little Rock Parole/Probation Office (Area 8) began in September 2021 and currently has four participants. A total of four referrals for services are in progress. One was assisted with housing and mental health services.

General Treatment Program Summary (Non-Drug Court):

	Number of Participants
Substance Use Disorder Treatment	945
Case Management	110
Continuing Care	322
Domestic Violence Prevention	3
Life Skills	68
Tobacco Use Treatment	7

Reentry Program

REENTRY FACILITIES

At the end of March, ACC had six licensed Reentry Facilities with 181 total residents in Phases I-IV of the Reentry Facility program. There were 25 Reentry graduates during March.

During the month, 32 new residents were transferred into the Reentry program, 11 residents started WAGE classes, six residents completed WAGE, and one resident started GED classes. A total of five residents started the Career Readiness Certificate program and 16 residents completed the program. A total of 14 Reentry Facility residents received their driver's license, 15 received an ID card, 22 received their Social Security card and 14 received birth certificates.

REENTRY OFFICERS

In March, 132 residents were reported to be employed. Reentry Officers reported four education referrals which resulted in education enrollment.

Reentry Officers conducted 116 Reentry Facility office visits, 115 Phase IV office visits, 18 Phase IV home visits, and 43 pre-parole plan verifications. Reentry Officers made 41 community contacts within their assigned area during the month and conducted 80 office visits in their area.

During March, 335 offenders were screened for the Arkansas Works program. There were 914 applications received and 678 who enrolled in a qualified health plan as reported by the Eaton Agency.

TRANSITIONAL HOUSING

There are 18 licensed vendor facilities with 418 ACC-funded beds within the facilities.

Within the transitional facilities, there are 311 residents who have obtained full-time employment.

This month, one resident reported to have enrolled in GED classes. There are 290 residents who reported to have received their GED or high school diploma.

During the month, there were 43 registered sex offenders living in a transitional facility.

A total of 47 residents received their driver's license, 137 received an ID card, 77 received their Social Security card and 79 received birth certificates.

A total of 68 residents graduated from the Transitional Housing program, 61 absconded and 22 were dismissed.

Medication-Assisted Treatment Program (MAT) Report - March 2022

MAT Participants

Locations:	MAT Start Dates	Active Program Participants	New Clients in the Program this Month	Dropped Out	Total Active Participants
CACCC - Little Rock	Sep-19	13	4	0	13
EACCC - West Memphis	Jul-18	25	8	2	25
NEACCC - Osceola	Dec-21	19	9	0	19
NWACCC - Fayetteville	Sep-19	4	2	0	4
OTVCCC - Malvern	Jul-18	**ended July 2021		0	0
SWACCC - Texarkana	Jul-18	5	2	0	5
Probation / Parole	2018	75	9	1	83
		TOTAL # Dropped out: 87		Total Active: 149	
		Total # of Participants Since Program Began		613	

Action	Jan-22	Feb-22	Mar-22	Apr-22	May-22	Jun-22
Assessments Completed in units	3	5	25			
# of Clients Educated in units	298	292	518			
# of Clients Released to Supervision	6	6	9			
Pre-Release Interviews Completed	6	6	9			

Action	Jul-22	Aug-22	Sep-22	Oct-22	Nov-22	Dec-22
# of Assessments Completed in units						
# of Clients Educated in units						
# of Clients Released to Supervision						
Pre-Release Interviews Completed						

Parole/Probation Fee Collections and Waivers

	Mar-21	Apr-21	May-21	Jun-21	Jul-21	Aug-21	Sep-21	Oct-21	Nov-21	Dec-21	Jan-22	Feb-22	Mar-22
Area 1 - Fayetteville													
Fees Possible	150,430	150,990	150,430	149,485	149,380	152,775	154,070	152,775	153,650	155,365	154,980	156,415	158,865
Fees Collected	203,089	149,681	139,080	138,642	138,245	135,376	138,815	138,069	143,046	145,917	141,751	147,678	174,308
% Collected	135%	99%	92%	93%	93%	89%	90%	90%	93%	94%	91%	94%	110%
% Paying Offenders	67%	57%	55%	57%	57%	54%	55%	56%	57%	57%	57%	56%	60%
% Employed	87%	87%	88%	88%	87%	88%	89%	89%	89%	89%	89%	89%	89%
Fees Converted	1,787	1,529	2,208	1,883	2,797	2,090	1,517	1,394	2,198	1,725	2,952	1,961	4,919
% Converted	1%	1%	1%	1%	2%	1%	1%	1%	1%	1%	2%	1%	3%
Fees Waived	2,800	2,380	2,275	1,995	2,380	2,450	2,485	2,520	2,870	2,485	2,660	2,695	3,010
% Waived	2%	2%	2%	1%	2%	2%	2%	2%	2%	2%	2%	2%	2%
Area 2 - Mountain Home													
Fees Possible	69,825	68,565	69,895	69,650	70,560	69,720	70,700	69,965	70,525	70,245	69,720	68,565	69,475
Fees Collected	88,189	77,509	62,321	65,752	68,877	63,666	70,033	70,258	66,693	63,599	65,721	69,550	76,699
% Collected	126%	113%	89%	94%	98%	91%	99%	100%	95%	91%	94%	101%	110%
% Paying Offenders	69%	65%	58%	60%	60%	59%	60%	62%	61%	59%	61%	62%	65%
% Employed	84%	84%	85%	87%	87%	87%	86%	87%	88%	88%	88%	88%	88%
Fees Converted	262	39	-	132	-	-	143	528	-	72	105	362	355
% Converted	0%	0%	0%	0%	0%	0%	0%	1%	0%	0%	0%	1%	1%
Fees Waived	525	385	490	420	420	420	455	455	315	385	315	455	700
% Waived	1%	1%	1%	1%	1%	1%	1%	1%	0%	1%	0%	1%	1%
Area 3 - Searcy													
Fees Possible	116,795	116,200	115,570	114,520	113,855	114,450	115,150	114,275	116,130	115,360	115,185	114,870	112,770
Fees Collected	162,838	116,378	103,755	99,533	102,560	101,506	100,668	106,446	106,091	108,718	107,212	107,555	125,895
% Collected	139%	100%	90%	87%	90%	89%	87%	93%	91%	94%	93%	94%	112%
% Paying Offenders	70%	59%	57%	56%	57%	56%	55%	58%	56%	57%	57%	56%	61%
% Employed	78%	79%	80%	80%	80%	81%	81%	81%	81%	81%	80%	81%	81%
Fees Converted	1,785	1,122	1,293	1,415	1,161	792	1,857	2,148	1,505	1,396	1,234	1,551	1,425
% Converted	2%	1%	1%	1%	1%	1%	2%	2%	1%	1%	1%	1%	1%
Fees Waived	4,200	3,990	3,640	3,920	3,745	3,745	3,430	3,430	3,185	3,290	3,570	3,780	3,185
% Waived	4%	3%	3%	3%	3%	3%	3%	3%	3%	3%	3%	3%	3%
Area 4 - Jonesboro													
Fees Possible	100,415	100,485	102,375	100,450	101,990	101,255	100,625	101,115	102,445	102,830	101,395	99,960	99,050
Fees Collected	133,552	97,035	86,855	90,685	86,231	87,470	93,408	88,200	84,125	89,568	86,875	91,183	106,199
% Collected	133%	97%	85%	90%	85%	86%	93%	87%	82%	87%	86%	91%	107%
% Paying Offenders	66%	55%	50%	54%	51%	51%	55%	52%	51%	51%	53%	53%	58%
% Employed	77%	78%	79%	80%	79%	80%	80%	80%	81%	80%	80%	80%	80%
Fees Converted	2,437	1,332	1,188	2,442	1,698	3,729	2,732	3,630	3,193	2,937	3,091	2,030	4,263
% Converted	2%	1%	1%	2%	2%	4%	3%	4%	3%	3%	3%	2%	4%
Fees Waived	5,810	5,635	5,670	5,530	5,600	5,740	5,985	6,475	6,125	6,160	5,915	5,460	5,600
% Waived	6%	6%	6%	6%	5%	6%	6%	6%	6%	6%	6%	5%	6%
Area 5 - Fort Smith													
Fees Possible	107,905	106,820	105,420	105,945	102,830	105,280	106,015	104,475	104,405	104,370	103,320	103,670	103,530
Fees Collected	132,590	114,007	84,165	83,487	88,667	85,685	81,189	91,615	94,634	90,669	89,547	99,171	118,377
% Collected	123%	107%	80%	79%	86%	81%	77%	88%	91%	87%	87%	96%	114%
% Paying Offenders	64%	58%	51%	50%	54%	50%	49%	53%	53%	52%	53%	53%	61%
% Employed	76%	77%	78%	78%	79%	79%	80%	80%	80%	80%	81%	81%	81%
Fees Converted	4,942	5,195	3,732	4,791	5,095	3,358	4,628	6,518	4,685	8,100	8,712	5,983	7,609
% Converted	5%	5%	4%	5%	5%	3%	4%	6%	4%	8%	8%	6%	7%
Fees Waived	3,115	2,905	2,380	2,030	1,540	1,750	1,785	1,995	2,170	2,135	2,100	1,925	1,855
% Waived	3%	3%	2%	2%	1%	2%	2%	2%	2%	2%	2%	2%	2%

	Mar-21	Apr-21	May-21	Jun-21	Jul-21	Aug-21	Sep-21	Oct-21	Nov-21	Dec-21	Jan-22	Feb-22	Mar-22
Area 6 - Conway													
Fees Possible	100,135	100,765	99,925	99,890	97,090	97,195	96,040	95,760	94,325	93,835	93,100	93,905	92,960
Fees Collected	133,616	99,502	93,058	85,772	83,891	77,272	89,768	92,133	89,105	90,168	87,534	86,936	101,933
% Collected	133%	99%	93%	86%	86%	80%	93%	96%	94%	96%	94%	93%	110%
% Paying Offenders	69%	59%	58%	55%	54%	51%	56%	57%	58%	60%	58%	56%	62%
% Employed	76%	76%	76%	76%	78%	77%	79%	80%	81%	80%	81%	81%	81%
Fees Converted	2,449	1,216	1,478	1,562	1,661	1,491	2,030	2,120	1,715	959	932	868	1,205
% Converted	2%	1%	1%	2%	2%	2%	2%	2%	2%	1%	1%	1%	1%
Fees Waived	1,680	1,645	1,540	1,470	1,435	1,470	1,610	1,610	1,470	1,505	1,785	1,890	1,715
% Waived	2%	2%	2%	1%	1%	2%	2%	2%	2%	2%	2%	2%	2%
Area 8 - Little Rock													
Fees Possible	180,285	179,235	177,030	176,610	173,460	175,105	173,040	171,535	171,150	169,575	167,055	166,775	167,195
Fees Collected	221,352	176,977	156,068	160,449	142,881	149,693	148,423	147,452	149,709	142,796	151,469	155,469	166,874
% Collected	123%	99%	88%	91%	82%	85%	86%	86%	87%	84%	91%	93%	100%
% Paying Offenders	61%	54%	50%	52%	49%	50%	50%	50%	51%	49%	51%	51%	54%
% Employed	77%	77%	79%	80%	81%	81%	82%	83%	83%	82%	82%	81%	82%
Fees Converted	3,924	2,397	2,469	2,277	2,420	418	1,067	88	1,742	715	3,588	1,771	2,596
% Converted	2%	1%	1%	1%	1%	0%	1%	0%	1%	0%	2%	1%	2%
Fees Waived	7,140	6,510	6,475	6,405	6,650	6,860	6,650	6,335	6,335	6,125	6,055	5,880	5,950
% Waived	4%	4%	4%	4%	4%	4%	4%	4%	4%	4%	4%	4%	4%
Area 9 - West Memphis													
Fees Possible	52,255	52,500	52,955	53,270	52,255	52,570	51,905	51,870	51,835	51,415	50,050	50,260	50,050
Fees Collected	64,688	57,021	41,622	46,826	42,813	45,127	44,940	42,202	44,844	45,406	47,396	43,062	58,849
% Collected	124%	109%	79%	88%	82%	86%	87%	81%	87%	88%	95%	86%	118%
% Paying Offenders	62%	58%	50%	54%	51%	51%	54%	51%	54%	53%	56%	51%	62%
% Employed	65%	66%	67%	68%	69%	68%	70%	70%	71%	70%	70%	70%	71%
Fees Converted	3,623	1,460	1,320	1,246	737	1,397	537	814	974	1,051	1,408	2,376	2,222
% Converted	7%	3%	2%	2%	1%	3%	1%	2%	2%	2%	3%	5%	4%
Fees Waived	2,100	2,030	1,715	1,400	1,575	1,785	1,715	1,505	1,260	1,295	1,435	1,470	1,330
% Waived	4%	4%	3%	3%	3%	3%	3%	3%	2%	3%	3%	3%	3%
Area 10 - Hot Springs													
Fees Possible	101,920	101,150	101,430	99,645	98,770	97,160	96,600	98,000	97,720	116,095	116,375	115,640	114,205
Fees Collected	124,924	97,714	90,285	90,892	90,730	87,247	85,714	88,766	86,697	105,250	102,976	108,003	125,566
% Collected	123%	97%	89%	91%	92%	90%	89%	91%	89%	91%	88%	93%	110%
% Paying Offenders	66%	59%	57%	58%	56%	56%	56%	57%	55%	56%	55%	56%	62%
% Employed	79%	80%	81%	82%	82%	82%	83%	83%	84%	82%	82%	82%	82%
Fees Converted	1,417	1,214	429	1,682	1,441	1,342	1,997	1,848	2,558	2,255	2,409	429	2,423
% Converted	1%	1%	0%	2%	1%	1%	2%	2%	3%	2%	2%	0%	2%
Fees Waived	5,880	5,775	5,880	5,915	5,740	5,985	5,985	6,370	5,985	6,790	7,035	6,965	7,035
% Waived	6%	6%	6%	6%	6%	6%	6%	7%	6%	6%	6%	6%	6%
Area 11 - Pine Bluff													
Fees Possible	79,870	78,890	77,595	76,860	76,475	76,160	76,020	75,530	75,460	93,485	92,960	92,505	91,770
Fees Collected	100,893	79,929	65,771	68,345	69,166	66,129	72,541	71,992	71,369	85,609	85,572	92,612	108,431
% Collected	126%	101%	85%	89%	90%	87%	95%	95%	95%	92%	92%	100%	118%
% Paying Offenders	71%	62%	58%	58%	59%	56%	61%	60%	60%	58%	58%	59%	67%
% Employed	71%	71%	73%	74%	73%	75%	75%	76%	77%	76%	74%	74%	75%
Fees Converted	3,056	1,551	2,813	2,681	1,919	3,256	2,655	2,351	3,264	4,689	3,249	3,773	3,886
% Converted	4%	2%	4%	3%	3%	4%	3%	3%	4%	5%	3%	4%	4%
Fees Waived	1,015	980	1,015	910	945	980	1,015	945	1,015	2,800	2,835	2,905	3,045
% Waived	1%	1%	1%	1%	1%	1%	1%	1%	1%	3%	3%	3%	3%

	Mar-21	Apr-21	May-21	Jun-21	Jul-21	Aug-21	Sep-21	Oct-21	Nov-21	Dec-21	Jan-22	Feb-22	Mar-22
Area 12 - Texarkana													
Fees Possible	87,990	85,785	84,700	85,050	86,590	86,310	86,765	88,060	89,145	99,785	98,630	99,470	99,715
Fees Collected	115,324	89,459	71,743	74,949	74,724	75,432	70,603	78,704	72,040	88,616	89,321	98,834	111,689
% Collected	131%	104%	85%	88%	86%	87%	81%	89%	81%	88%	90%	99%	111%
% Paying Offenders	65%	57%	52%	54%	53%	53%	51%	54%	51%	54%	55%	57%	60%
% Employed	76%	77%	77%	77%	78%	77%	77%	77%	77%	76%	76%	76%	77%
Fees Converted	2,336	2,060	2,105	4,475	5,022	4,832	3,821	3,050	3,191	5,535	4,170	2,718	2,442
% Converted	3%	2%	2%	5%	6%	6%	4%	3%	4%	6%	4%	3%	2%
Fees Waived	2,275	2,065	2,345	2,170	2,240	2,135	2,170	1,995	1,820	3,150	2,800	2,800	2,975
% Waived	3%	2%	3%	3%	3%	2%	3%	2%	2%	3%	3%	3%	3%
Area 13 - El Dorado													
Fees Possible	51,695	52,185	51,590	50,505	50,750	50,750	50,365	50,085	49,280	-	-	-	-
Fees Collected	65,251	53,433	44,223	44,070	44,284	45,424	45,466	45,054	44,820	-	-	-	-
% Collected	125%	102%	85%	86%	86%	88%	90%	89%	90%	0%	0%	0%	0%
% Paying Offenders	66%	59%	53%	56%	55%	54%	54%	57%	56%	0%	0%	0%	0%
% Employed	68%	69%	69%	70%	70%	70%	70%	71%	72%	0%	0%	0%	0%
Fees Converted	2,536	220	154	781	264	528	985	989	451	-	-	-	-
% Converted	5%	0%	0%	2%	1%	1%	2%	2%	1%	0%	0%	0%	0%
Fees Waived	4,095	3,675	3,675	3,290	3,220	3,395	3,675	3,955	3,745	-	-	-	-
% Waived	8%	7%	7%	7%	6%	7%	7%	8%	8%	0%	0%	0%	0%
Grand Total													
Fees Possible	1,199,520	1,193,570	1,188,915	1,181,880	1,174,005	1,178,730	1,177,295	1,173,445	1,176,070	1,172,360	1,162,770	1,162,035	1,159,585
Fees Collected	1,546,305	1,208,646	1,038,946	1,049,403	1,033,070	1,020,027	1,041,569	1,060,889	1,053,172	1,056,316	1,055,375	1,100,052	1,274,819
% Collected	129%	101%	87%	89%	88%	87%	88%	90%	90%	90%	91%	95%	110%
% Paying Offenders	66%	58%	54%	55%	54%	53%	54%	55%	55%	55%	55%	55%	61%
% Employed	77%	78%	79%	80%	80%	80%	81%	81%	82%	81%	81%	81%	81%
Fees Converted	30,553	19,334	19,188	25,366	24,214	23,232	23,969	25,479	25,475	29,431	31,849	23,820	33,343
% Converted	3%	2%	2%	2%	2%	2%	2%	2%	2%	3%	3%	2%	3%
Fees Waived	40,635	37,975	37,100	35,455	35,490	36,715	36,960	37,590	36,295	36,120	36,505	36,225	36,400
% Waived	3%	3%	3%	3%	3%	3%	3%	3%	3%	3%	3%	3%	3%

Fees Possible:

The amount of supervision fees that can be collected per active/electronic monitoring supervision status of offenders for that month only. Does not include annual, pre-trial, and SIS.

Fees Collected:

Actual amount of money collected that can be deposited in Special Revenue fund. Please keep in mind the amount collected could include an offender that pays three months in advance.

Fees Converted:

Amount not included in Fees Collected. Represents the amount of money lost by conversions. If this money were collected instead of converted, it would be added to Fees Collected.

Fees Waived:

Amount not included in Fees Collected. Represents the amount of money lost by waivers. If this money were collected instead of waived, it would be added to Fees Collected.

* Area 13 - El Dorado was dissolved in December 2021 and the counties in that area were divided between Areas 10, 11 and 12. Area 13 will continue to show on this listing until the January 2023 report when it will drop off naturally as having no collections.

Center Populations

ARDOC
REPORT NO. IPTR500 - 18

ARKANSAS DEPARTMENT OF CORRECTION
ACC OPTION
STATEWIDE POPULATION REPORT

PAGE: 1 of 1
PROCESSED: 03/31/2022 12:32 AM
REQUESTOR: eOMIS

FOR: 03/31/2022

Location:	In Count	Out To:					Capacity	% Capacity
		ORCU Hosp	Other Hosp	Furlough	Court	Total		
Central AR CCC - Males/90 Day PV in CCC Males	1	0	0	0	0	1	0	
Central AR CCC - Males/Males	143	0	0	0	0	143	120	
Central AR CCC - Short Term Drug Court Treatment/Males	4	0	0	0	0	4	30	
Central AR CCC - Males Total	148	0	0	0	0	148	150	98.7%
East Central AR CCC/Females	151	0	0	1	0	152	212	
East Central AR CCC-Females Drug Treatment/Females	27	0	0	0	0	27	50	
East Central AR CCC Supervision Sanction-Female/Females	91	0	0	0	0	91	88	
East Central AR CCC Total	269	0	0	1	0	270	350	77.1%
NE AR CCC - Drug Treatment/Males	16	0	0	0	0	16	25	
NE AR CCC/90 Day PV in CCC Males	1	0	0	0	0	1	0	
NE AR CCC/Males	210	0	0	0	0	210	215	
NE AR CCC Total	227	0	0	0	0	227	240	94.6%
NW AR CCC/Females	105	0	0	0	1	106	114	
NW AR CCC Total	105	0	0	0	1	106	114	93.0%
Omega Supervision Sanction Center/90 Day PV in CCC Males	133	0	0	0	0	133	0	
Omega Supervision Sanction Center/Males	137	0	0	0	1	138	300	
Omega Supervision Sanction Center Total	270	0	0	0	1	271	300	90.3%
SW AR CCC/Males	315	0	1	0	1	317	375	
SW AR Supervision Sanction Center/ Sanction Males*	97	0	0	0	0	97	0	
SW AR Supervision Sanction Center/Males	1	0	0	0	0	1	100	
SW AR CCC Total	413	0	1	0	1	415	475	87.4%
In Transit Count:	0							
TOTALS - UNIT COUNT	1,432	0	1	1	3	1,437		
					Male	1,061	1,165	91.1%
					Female	376	464	81.0%
					Total	1,437	1,629	88.2%
County Jail Backup SSP/Females Total	11	0	0	0	0	11		
County Jail Backup SSP/Males Total	31	0	0	0	0	31		
County Jail Backup/Females Total	17	0	0	0	0	17		
County Jail Backup/Males Total	22	0	0	0	0	22		
TOTAL - NONAGENCY	81	0	0	0	0	81		
					Male	53		
					Female	28		
					Total	81		
Re-Entry Act 146 Total	181	0	0	0	0	181	240	75.4%
GRAND TOTAL	1,694	0	1	1	3	1,699		

Residential Centers March Statistics Report At A Glance

Resident Admissions:

CAC: 34
ECAC: 83
NEAC: 88
NWAC: 18
OMEGA: 82
SWAC: 201

Resident Releases:

CAC: 28
ECAC: 31
NEAC: 30
NWAC: 10
OMEGA: 63
SWAC: 53

Affordable Healthcare Enrollment:

CAC: 28
ECAC: 82
NEAC: 30
NWAC: 73
OMEGA: 120
SWAC: 119

Wage Class Enrollment:

CAC: 26
ECAC: 0
NEAC: 0
NWAC: 0
OMEGA: 0
SWAC: 10

Shorter College Enrollment:

CAC: 36
ECAC: 37
NEAC: 26
NWAC: 14
SWAC: 45
OMEGA: 0

Henderson State University Enrollment:

OMEGA: 86

Exodus Enrollment:

CAC: 132
ECAC: 0

Good Grid Enrollment

CAC: 100
ECAC: 25
NEAC: 18
NWAC: 42
OMEGA: 0
SWAC: 0

Photo IDs Issued:

CAC: 18
ECAC: 20
NEAC: 1
NWAC: 1
OMEGA: 6
SWAC: 20

Drivers Licenses Obtained:

CAC: 6
ECAC: 2
NEAC: 4
NWAC: 1
OMEGA: 2
SWAC: 5

MAT Participants:

CAC: 13
ECAC: 25
NEAC: 19
NWAC: 4
OMEGA: 0
SWAC: 6

Number of Volunteers:

CAC: 27
ECAC: 10
NEAC: 40
NWAC: 55
OMEGA: 9
SWAC: 36

Number of Volunteer Hours:

CAC: 119.5
ECAC: 94
NEAC: 96
NWAC: 114.25
OMEGA: 28.63
SWAC: 531

GED Enrollment:

CAC: 26
ECAC: 35
NEAC: 25
NWAC: 24
OMEGA: 10
SWAC: 55

GED Completed:

CAC: 2
ECAC: 3
NEAC: 4
NWAC: 24
OMEGA: 0
SWAC: 0

AA/NA Attendance:

CAC: 148
ECAC: 265
NEAC: 22
NWAC: 4
OMEGA: 67
SWAC: 158

Celebrate Recovery Attendance:

CAC: 46
ECAC: 20
NEAC: 30
NWAC: 0
OMEGA: 0
SWAC: 0

Parole/Probation Population

Active:

Includes current status of Active, Abscond and Electronic Monitoring

Inactive:

Includes current status of Non Reporting, Unsupervised, SIS
(Suspended Imposition of Sentence), Incarcerated and Out to Other State

Statewide Totals by Current Supervision Status (Active and Inactive) as of April 4, 2022

AREA	ACTIVE	INACTIVE	TOTAL
Area 1-Fayetteville	7,116	2,893	10,009
Area 2-Mountain Home	2,472	614	3,086
Area 3-Searcy	4,689	1,327	6,016
Area 4-Jonesboro	3,966	1,797	5,763
Area 5-Fort Smith	3,962	3,836	7,798
Area 6-Conway	3,645	1,083	4,728
Area 8-Little Rock	7,491	1,247	8,738
Area 9-West Memphis	2,041	389	2,430
Area 10-Hot Springs	5,144	1,014	6,158
Area 11-Pine Bluff	4,283	937	5,220
Area 12-Texarkana	4,168	1,395	5,563
ISC	23	1,750	1,773
Statewide Totals by Status	49,000	18,282	67,282

Parole/Probation Population

Statewide Totals by Current Supervision Status as of April 4, 2022

Area	Active			Inactive					OVERALL TOTALS PER AREA
	Active (Direct Supv)	Electronic Monitoring (Direct)	Absconded	Incarcerated	Non- Reporting	Out to Other State	Unsupervised	Suspnd Imposition of Snt (SIS)	
Area 1-Fayetteville	5,119	44	1,953	578	424	565	276	1,050	10,009
Area 2-Mountain Home	2,067	13	392	154	122	137	80	121	3,086
Area 3-Searcy	3,522	2	1,165	246	181	221	47	632	6,016
Area 4-Jonesboro	3,055	10	901	275	201	151	79	1,091	5,763
Area 5-Fort Smith	3,147	22	793	241	347	151	137	2,960	7,798
Area 6-Conway	2,814	2	829	244	117	113	58	551	4,728
Area 8-Little Rock	5,143	68	2,280	313	354	52	216	312	8,738
Area 9-West Memphis	1,464	2	575	99	56	53	16	165	2,430
Area 10-Hot Springs	3,612	38	1,494	269	174	94	179	298	6,158
Area 11-Pine Bluff	2,973	11	1,299	254	89	72	162	360	5,220
Area 12-Texarkana	2,996	12	1,160	299	232	279	121	464	5,563
ISC	21		2	17	62	1,671			1,773
Statewide Totals by Current Supervision Status	35,933	224	12,843	2,989	2,359	3,559	1,371	8,004	67,282

Offender Count Active Excluding Absconders
36,157

Explanation for “Current Supervision Status”

Active Supervision:

Offender is currently on Active/Direct Supervision Status.

Electronic Monitoring:

Offender is currently on an Electronic Monitor.

Incarcerated:

Offender is currently incarcerated including the following:

- Parole Holds (in state and out-of-state)
- ACT 570 Holds
- County Jail (including possible new charges—felony or misdemeanors—or serving commitments for traffic fines, court commitments, etc).

Non Reporting:

Drug Court offender currently in a Community Correction Center for sanction or court commitment, on detainer (federal or ICE hold), out-of-state, in CCC Residential Treatment, nursing home, hospital, or Arkansas State Hospital.

Out-To-Other-State:

Offender supervised out of Arkansas through Interstate Compact.

Unsupervised:

Parolee whose earned Good Time has met the requirements for unsupervised parole, probationers who received Unsupervised Sentence (e.g., five-year probation sentence specified as 3 years supervised and an additional 2 years unsupervised probation; or an unsupervised probation sentence which is common for misdemeanor offenses (e.g., 1 year unsupervised probation term).

Suspended Imposition of Sentence (SIS):

Offender received a suspended term of supervision.

Regular Parole/Probation Caseloads

Regular P&P Caseloads/Workloads By Area

4/5/22

AREA	Authorized Officers	Filled	Regular P&P Offenders			Total Active Offenders	Caseload Ratio (Authorized Positions)	Caseload Ratio (Filled Positions)	Work Units	Workload (Authorized Positions)	Workload (Filled Positions)	Total Indirect
			Maximum	Medium	Minimum							
AREA 01	52	50	223	2,013	2,323	182	91	95	7,298	140	146	4,421
AREA 02	19	19	139	678	935	38	94	94	2,767	146	146	674
AREA 03	38	36	202	1,462	1,378	72	82	87	5,024	132	140	1,944
AREA 04	33	33	167	1,076	1,465	71	84	84	4,226	128	128	2,335
AREA 05	29	28	244	1,014	1,352	65	92	96	4,214	145	151	3,724
AREA 06	29	29	163	1,018	1,246	62	86	86	3,867	133	133	1,154
AREA 07/08	64	60	391	2,261	2,117	188	77	83	8,120	127	135	2,350
AREA 09	18	18	119	508	651	24	72	72	2,058	114	114	598
AREA 10	40	37	244	1,270	1,594	63	79	86	4,965	124	134	1,656
AREA 11	35	34	208	1,262	1,060	70	74	76	4,324	124	127	1,499
AREA 12	34	28	245	1,119	1,409	76	84	102	4,502	132	161	1,761
Statewide	391	372	2,345	13,679	15,530	911	917	960	51,366	1,446	1,515	22,116
Area Average			213	1,244	1,412	83	83	87	4,670	131	138	

32,465

2,951

1

2

3

4

Regular P&P Caseloads/Workloads include offenders with Active (Direct), Electronic Monitoring, and incarcerated supervision statuses. Incarcerated here refers to temporary jail stays.

Offenders on Annual or Indirect Supervision are excluded from caseload/workload counts and ratios.

Specialty Court Offender figures shown here are only those assigned to regular P&P officers. These offenders are not counted in caseload or workload ratios.

Indirect totals here are for offenders in Non-Active supervision statuses or those under Annual Supervision.

This page and the following two pages contain statewide caseload information for ACC. Caseloads are presented separately for regular parole and probation, specialty court, and specialized caseloads. This version is specifically designed for quarterly legislative reporting and differs from the daily caseloads/workloads report.

Beyond the exclusion of workloads calculation, it is important to note that direct supervision in these tables includes regular parole and probation and specialty court (including regular parole and probation offenders carried by specialty court officers) offenders with active (direct), electronic monitoring, or incarceration supervision status, as well as absconders assigned to SRT officers. Offenders on annual supervision are counted as indirect.

Parole/Probation Caseloads for Specialty Courts

Specialty Court Caseloads/Workloads By Area

AREA	Authorized Officers	Filled	3					Total Active Specialty Court Offenders	Total Indirect Including Regular & Specialty	Caseload Ratios (Based on Active/Direct offenders)				Workload	
			Regular P&P Offenders							P&P	Specialty	Mixed	Work Units	Workload (Authorized Positions)	Workload (Filled Positions)
			Maximum	Medium	Minimum	Unassigned									
AREA 01	10	9	0	8	6	0	14	371	137	1	37	39	716	72	80
AREA 02	5	5	27	153	159	0	339	18	101	68	4	71	578	116	116
AREA 03	6	6	12	103	126	4	245	110	172	41	18	59	548	91	91
AREA 04	5	5	6	93	122	9	230	81	114	46	16	62	465	93	93
AREA 05	9	9	5	68	213	7	293	243	365	33	27	60	782	87	87
AREA 06	6	6	35	110	163	11	319	96	325	53	16	69	670	112	112
AREA 07/08	1	1	0	0	0	1	1	34	17	1	34	35	58	58	58
AREA 09	3	3	24	73	106	8	211	27	133	70	9	79	368	123	123
AREA 10	7	7	13	112	132	7	264	105	371	38	15	53	579	83	83
AREA 11	7	7	22	97	64	5	188	129	282	27	18	45	526	75	75
AREA 12	6	6	20	94	92	7	213	94	232	36	16	51	493	82	82
Statewide	65	64	164	911	1,183	59	2,317	1,308	2,249	36	20	56	5,784	991	999
Area Average			15	83	108	5		119		38	19	57	742	89	90

¹Specialty Court Caseloads/Workloads include offenders who are assigned to officers in Specialty Court positions who have Active (Direct), Electronic Monitoring, or Incarcerated supervision statuses.

²Offenders on Indirect or Annual Supervision are not included in caseload counts or ratios. Annual supervision counts include both regular P&P and Specialty Court offenders assigned to Specialty Court officers.

³Offenders in risk-level columns above are regular P&P offenders who are supervised by officers in Specialty Court positions.

Specialized Caseloads

AREA	Authorized Officers	Totals		Ratios	
		Offenders	Caseload	Offenders	Caseload
INTENSIVE SUPERVISION	4	84	21		
INTERSTATE COMPACT	0	1,772	0		
SPECIAL RESPONSE TEAM	18	4,725	260		
Statewide	22	6,581	218		

Parole/Probation Caseloads

Caseloads By Area

4/5/22

AREA	Cases	Authorized Officers	Vacant	Filled	Total Active	Total Indirect	Totals:
AREA 01	AREA CASES	62	3	59	5,126	4,558	9,684
AREA 02		24	0	24	2,147	775	2,922
AREA 03		44	2	42	3,469	2,133	5,602
AREA 04		38	0	38	3,090	2,449	5,539
AREA 05		38	1	37	3,211	4,089	7,300
AREA 06		35	0	35	2,904	1,480	4,384
AREA 07/08		65	4	61	4,992	2,367	7,359
AREA 09		21	0	21	1,538	731	2,269
AREA 10		47	3	44	3,540	2,027	5,567
AREA 11		42	1	41	2,917	1,781	4,698
AREA 12		40	6	34	3,156	1,993	5,149
TOTALS	AREA CASES	456	20	436	36,090	24,383	60,473
INSTITUTIONAL PAROLE	SPECIALIZED CASES	28	0	28	0	0	0
INTENSIVE SUPERVISION		4	0	4	84	0	84
INTERSTATE COMPACT		0	0	0	38	1,734	1,772
RE-ENTRY		11	2	9	0	0	0
SEX OFFENDER ASSESSMENT		12	1	11	18	1	19
SPECIAL RESPONSE TEAM		18	0	18	7	4,718	4,725
TOTALS	SPECIALIZED CASES	73	3	70	147	6,453	6,600
Statewide TOTALS		529	23	506	36,237	30,836	67,073

Caseloads are presented in distinct officer groupings:

Regular: These are officers carrying normal Probation and Parole caseloads.

Specialty Court: These officers supervise offenders in specialty courts. Note that these officers may also carry regular P&P offenders, and these offenders are reflected in the specialty court caseload/workload figures; however, separate caseload/workload ratios are calculated for the regular and specialty court portions of a specialty court officer's caseload, in addition to a combined, or mixed, ratio.

Specialized: These officers supervise strategically specialized caseloads consisting of offenders requiring heightened supervision protocols (intensive supervision) and parolees who have absconded supervision (Special Response Team).

Indirect: These are offenders for whom their sentence, circumstance, or current status is associated with a reduced supervision obligation for the officers they are assigned to. Generally, these include offenders in non-reporting status, those on suspended sentences (SIS), and interstate compact offenders. Offenders on annual supervision are also included in this group.

Parole/Probation Risk Levels

Statewide Risk Levels by Caseload Types as of April 4, 2022

CURRENT RISK LEVELS	Parole	Probation	Drug Court	Hope Court	Mental Health Court	Veterans Court	Swift Courts	Pre Adjudicated	Pre Trial/ Drug Court	Pre Trial/ Pre-Adjudicated	Pre Trial/ Regular	Pre Trial/ Veterans Court	Suspended	Ext Sex Offender Supv	Totals
Maximum	2,862	1,496	177	4		2	3		3	1	2		308	1	4,859
Medium	9,644	11,901	960	36	13	42	31		4	30	15		1,453	3	24,132
Minimum	6,184	16,030	521	19	8	50	37	2	8	52	7	1	1,376		24,295
Annual Reporting	2,352	1,194	1				11						158		3,716
Unassigned	2,913	2,339	63	1		4	1		18	3	13		4,925		10,280
Sum:	23,955	32,960	1,722	60	21	98	83	2	33	86	37	1	8,220	4	67,282

CURRENT RISK LEVELS ASSIGNED EXPLANATION:

- Maximum- last risk level score as “High”
- Medium- last risk level score as “Medium”
- Minimum- last risk level score as “Low”
- Annual- identifies offenders that are supervised Annual Reporting
- Unassigned- no ARORA has been completed or offender is currently supervised as “Unsupervised” where the risk level was changed to unassigned

Statewide Risk Levels by Caseload Supervision Status as of April 4, 2022

RISK LEVELS BY CURRENT SUPERVISION STATUS	Maximum	Medium	Minimum	Annual Reporting	Unassigned	Sum:
Active (Direct Supv)	2,121	13,859	16,659	2,901	393	35,933
Electronic Monitoring (Direct)	87	124	13			224
Absconded	1,539	5,824	3,552	81	1,847	12,843
Incarcerated	427	1,356	539	8	659	2,989
Non-Reporting	249	707	471	12	920	2,359
Out to Other State	125	716	1,260	44	1,414	3,559
Unsupervised	16	121	451	512	271	1,371
Suspnd Imposition of Snt (SIS)	295	1,425	1,350	158	4,776	8,004
Sum:	4,859	24,132	24,295	3,716	10,280	67,282

Parole/Probation Population

Probation and Parole Gains and Losses in March 2022

Gains and Losses	Probation	Parole	Pre-Trial	Suspended	Sum:
Intakes	832	809	29	104	1,774
Sanction Release from SSP	11	104			115
Total Gains	843	913	29	104	1,889
Revocations/or New ADC or CCC Sentence	234	471	3	36	744
Sanction Incarceration SSP	9	173			182
Terminations	482	259	5	118	864
Total Losses	725	903	8	154	1,790

ACC SRT and IPS Teams

March SRT – Task Force Report	
Arrests:	
Absconders	56
Active Supervision	39
Collateral Arrest	68
SRT Total:	52
Task Force Total:	151
SRT Plus Task Force Total:	209

March SRT – Task Force Report	
Felony charges	269
Misdemeanor charges	473
Traffic charges	69
Narcotics arrests	88
Confiscations:	
Marijuana	4,102.26 grams
Meth	9,861.2 grams
Cocaine	1,016.79 grams
Fentanyl	34.5 grams
Prescription pills	180 pills
Fentanyl pills	11,572 pills
Handguns	34
Rifles	3
Recovered vehicles	5
Drug paraphernalia	103 items
Currency seized	\$29,385

INTENSIVE PAROLE SUPERVISION		MARCH 2022																		
Type of Charges																				
Narcotics	4																			
Active (Felony) Warrant	9																			
<table><tr><th colspan="3">NUMBER OF ARRESTS</th></tr><tr><td></td><th>Parole</th><th>Probation</th></tr><tr><td>Active Supervision</td><td>3</td><td>2</td></tr><tr><td>Absconders</td><td>5</td><td>1</td></tr><tr><td>Collateral</td><td colspan="2">2</td></tr><tr><td>Total Arrests:</td><td colspan="2">13</td></tr></table>			NUMBER OF ARRESTS				Parole	Probation	Active Supervision	3	2	Absconders	5	1	Collateral	2		Total Arrests:	13	
NUMBER OF ARRESTS																				
	Parole	Probation																		
Active Supervision	3	2																		
Absconders	5	1																		
Collateral	2																			
Total Arrests:	13																			
CONFISCATIONS																				
Marijuana	0.3 pounds																			
Methamphetamine	3.0 grams																			
Prescription Pills	1.0																			
Xanax Bars	6.0																			

Parole/Probation Community Service - March 2022

Community Service

			2021 TOTALS	2022												MARCH		2022 TOTALS
				APRIL	MAY	JUNE	JULY	AUGUST	SEPTEMBER	OCTOBER	NOVEMBER	DECEMBER	JANUARY	FEBRUARY	NUMBER OF PARTICIPANTS	NUMBER OF HOURS		
AREAS	CITIES WITHIN AREA		13,384.80	777.20	1,263.75	1,321.25	1,614.50	1,109.75	1,183.85	1,508.0	1,283.50	829.0	1,238.0	1,104.0	90	656.0	2,998.0	
1	Bentonville, Fayetteville, Huntsville		5,971.0	582.0	662.0	498.0	291.0	600.50	326.0	216.0	216.0	503.50	244.0	349.50	19	364.50	958.0	
2	Harrison, Mountain Home, Salem, Mountain View, Berryville		13,226.0	1,258.0	849.0	1,200.0	897.0	965.0	941.0	1,813.0	1,397.0	1,004.0	1,645.0	1,036.0	60	1,835.0	4,516.0	
3	Searcy, Newport, Walnut Ridge, Ash Flat, Heber Springs, Batesville, Pocahontas, Lonoke		2,890.20	95.10	87.50	198.0	140.0	274.0	307.0	381.0	330.0	206.0	264.0	183.50	49	440.50	888.0	
4	Jonesboro, Paragould, Osceola		9,999.50	968.0	799.50	803.0	963.50	784.0	677.0	797.0	1,050.0	1,091.0	1,052.0	1,104.0	121	773.0	2,929.0	
5	Fort Smith, Booneville, Clarksville, Ozark, Mena		6,222.70	739.75	965.75	547.15	551.0	389.60	512.41	671.57	419.35	168.0	192.0	294.52	12	161.65	648.12	
6	Conway, Russellville, Morrilton, Danville		12,191.0	1,772.0	1,367.0	1,643.0	1,462.0	227.0	357.0	119.0	793.0	939.0	1,061.0	1,212.0	62	1,377.0	3,650.0	
8	Little Rock, North Little Rock		2,773.30	152.0	183.0	200.50	264.2	212.20	191.0	274.10	143.20	168.50	141.80	206.0	24	265.60	613.40	
9	Forrest City, Helena, West Memphis		4,535.60	558.40	227.50	366.50	301.70	289.50	346.0	536.0	629.50	345.0	412.50	371.50	37	612.50	1,396.50	
10	Malvern, Benton, Sheridan, Arkadelphia, Hot Springs, Benton, Camden, Fordyce		6,017.80	679.30	644.30	592.50	377.0	453.50	663.70	599.50	418.50	670.20	529.50	400.30	53	578.75	1,508.55	
11	Pine Bluff, Stuttgart, Monticello, El Dorado, Crossett		4,618.50	331.80	129.0	316.80	153.60	731.0	660.50	359.0	344.20	870.80	1,034.0	761.0	43	1,107.25	2,902.25	
12	Texarkana, Ashdown, Hope, Lewisville, Nashville, Magnolia		2,948.60	162.50	360.50	322.0	351.50	132.0	174.89	306.0	192.0							
13	This area was dissolved		84,779.0	8,076.05	7,538.80	8,008.70	7,367.00	6,168.05	6,340.35	7,580.17	7,216.25	6,795.0	7,813.75	7,022.32	570	8,171.75	23,007.82	
TOTAL																		

Litter Crew Report

AREAS	CITIES WITHIN AREA	NUMBER OF PARTICIPANTS	NUMBER OF HOURS
2	Harrison, Mountain Home, Salem, Mountain View, Berryville	6	51.5
3	Searcy, Newport, Walnut Ridge, Ash Flat, Heber Springs, Batesville, Pocahontas, Lonoke	16	85.0
5	Fort Smith, Booneville, Clarksville, Ozark, Mena	19	36.0
9	Forrest City, Helena, West Memphis	2	20.0
TOTAL		43	192.5

County Work Project Report

AREA	COUNTY	NUMBER OF PROBATIONERS AND PAROLEES	NUMBER OF HOURS
1	Benton	4	42.0
TOTAL		4	42.0

Parole/Probation Revocations

Revocation Events By Supervision Types and Area - March 2022

Area	Supervision Type	Revoked (Sent to ADC)	Revoked (Sent to CCC)	Revoked (Other)	New ADC/ CCC Sentence
Area 1-Fayetteville	Probation	9	1	8	4
Area 2-Mountain Home		8		1	3
Area 3-Searcy		9	9	5	1
Area 4-Jonesboro		6	2	6	5
Area 5-Fort Smith		10			13
Area 6-Conway		13	4		1
Area 8-Little Rock		6	2	43	1
Area 9-West Memphis		1	1		3
Area 10-Hot Springs		9	1	2	5
Area 11-Pine Bluff		5	3	6	
Area 12-Texarkana		21		2	5
Total by Supervision Type	Probation	97	23	73	41
Area 1-Fayetteville	Parole	50		1	1
Area 2-Mountain Home		26			3
Area 3-Searcy		29	1	3	3
Area 4-Jonesboro		38	1		6
Area 5-Fort Smith		41			23
Area 6-Conway		20			6
Area 8-Little Rock		75			6
Area 9-West Memphis		19			
Area 10-Hot Springs		39			10
Area 11-Pine Bluff		42			3
Area 12-Texarkana		21			4
Total by Supervision Type	Parole	400	2	4	65
Area 10-Hot Springs	Pre-Trial			1	
Area 11-Pine Bluff				2	
Total by Supervision Type	Pre-Trial			3	
Area 1-Fayetteville	Suspended			1	1
Area 3-Searcy		6	1		5
Area 4-Jonesboro					4
Area 5-Fort Smith		1			11
Area 6-Conway		1			2
Area 11-Pine Bluff			2		
Area 12-Texarkana					1
Total by Supervision Type	Suspended	8	3	1	24
	TOTAL BY SUPERVISION EVENT	505	28	81	130

Revocation Hearings

Parole Revocation Hearings and Outcomes - March 2022

Hearing Outcome	Laws and Technical	Laws Only	No Violations Noted	Technical Only	Total By Hearing Outcome
Administrative Revocation		102	1		103
Deferred	4	2			6
Reinstate	3	1		3	7
Revoked	36	4		3	43
Waived	309	30		17	356
Total By Violation Type	352	139	1	23	515

Note: Excludes SSP Sanction Hearings

ACT 1029 HEARINGS HELD	Total
Deferred	2
Revoked	15
Waived	11
Total # ACT 1029 Hearings	28

Note: Included in totals for Hearing Outcomes

Supervision Sanctions

Supervision Sanction Hearings and Waivers

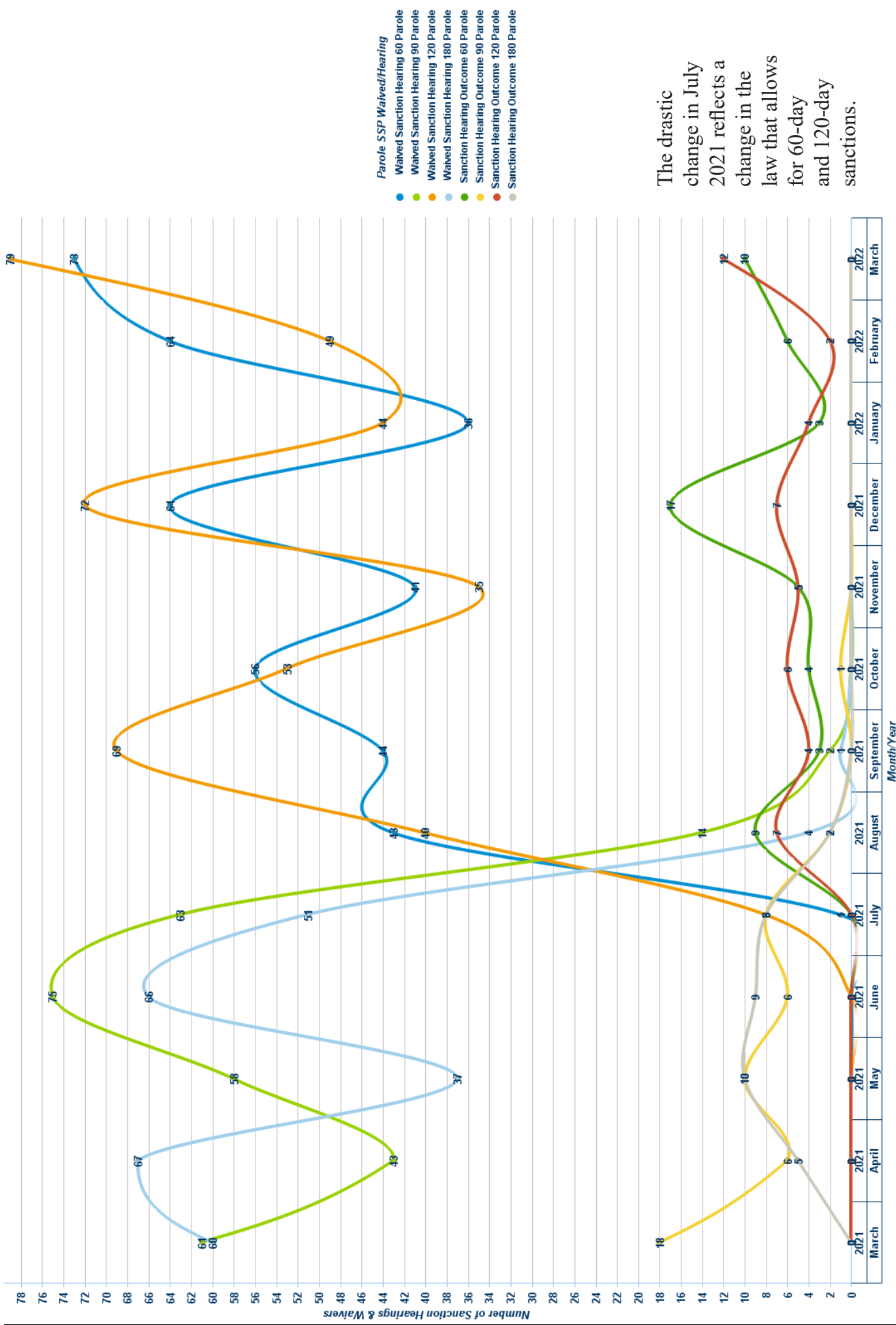
3/1/2022 - 3/31/2022

Sanction Hearing Outcome	Sanction Hearing Type	Parole	Probation	Sum:
Sanction Hearing Outcome 60 Parole	Sanction Hearing	10		10
Sanction Hearing Outcome 90 Probation			1	1
Sanction Hearing Outcome 120 Parole		12		12
Totals:	Sanction Hearing	22	1	23

Waived Sanction Hearing 60 Parole	Waived Sanction Hearing	73		73
Waived Sanction Hearing 90 Probation			8	8
Waived Sanction Hearing 120 Parole		79		79
Totals:	Waived Sanction Hearing	152	8	160

	Overall Totals:	174	9	183
--	------------------------	------------	----------	------------

Parole Sanction Hearings and Waivers to SSP



The drastic change in July 2021 reflects a change in the law that allows for 60-day and 120-day sanctions.

Parole/Probation Drug Testing

Regular Probation and Parole

Positive Tests During March 2022

Offender Urine Tests this Period: 9,815

Number of Offenders Testing Positive: 3,849

Drug Tested	Count
THC/Marijuana	2,455
Methamphetamines	2,343
Amphetamines	1,468
Benzodiazepines	254
Cocaine	210
Heroin/Opiates	111
Ecstasy	76
Alcohol	72
Oxycodone	63
Ethyl Glucuronide	53
Fentanyl	45
Buprenorphine	35
Hydrocodone	32
Morphine	31
Barbiturates	26
Methadone	23
Tramadol	22
Propoxyphene	14
PCP	10
Creatinine	7
Methadone Metabolite	6
Crack	4
Prescription Abuse	4
Methaqualone	2
Cotinine	1
Inhalants	1
K2 (SPICE)	1
LSD	1
Other Hallucinogens	1
Total	7,371

Drug Courts

Positive Tests During March 2022

Offender Urine Tests this Period: 8,831

Number of Offenders Testing Positive: 308

Drug Tested	Count
Buprenorphine	307
THC/Marijuana	302
Methamphetamines	270
Amphetamines	249
Benzodiazepines	66
Ethyl Glucuronide	52
Oxycodone	34
Ecstasy	31
Morphine	31
Tramadol	28
Cocaine	22
Fentanyl	22
Methadone	22
Alcohol	19
Heroin/Opiates	14
Creatinine	10
Barbiturates	9
K2 (SPICE)	8
Hydrocodone	7
PCP	6
Heroin Metabolite	1
LSD	1
Methadone Metabolite	1
Methaqualone	1
pH	1
Total	1,514

Specialty Courts

Positive Tests During March 2022

Offender Urine Tests this Period: 327

Number of Offenders Testing Positive: 18

Drug Tested	Count
THC/Marijuana	16
Amphetamines	11
Methamphetamines	11
Ethyl Glucuronide	4
Heroin/Opiates	4
Ecstasy	1
Fentanyl	1
Morphine	1
Total	49