



DIVISION OF
CORRECTION

BOARD REPORT

January 2022



@ARDeptofCorrections



@adcpio



@arcorrections



Dexter Payne,
Director

POPULATION REPORT

RESEARCH/PLANNING

December 2021 Admissions and Releases –

Admissions for December 2021 totaled **481** (397-males and 84-females) while releases totaled **426** (345-males and 81 females) for a net increase in-house of **55** inmates.

Inmate Population Growth/Projection –

At the end of December 2021, the jurisdictional population for the Division of Correction totaled **17,023**, representing an increase of **929** inmates since the first of January 2021.

At reporting time, calendar year 2021 has seen an average increase of **77** inmates per month, which is up from an average monthly decrease of **139** inmates per month during calendar year 2020.

Average County Jail Back-up –

The backup in the county jails averaged **2,136** inmates per day during the month of December 2021, which was up from the per-day average of **2,136** inmates during the month of November 2021. Of the **2,130** average, short-term revocations accounted for **590** (525 males and 65 females) during the month.

House Bill 1530/Restrictive Housing (RH) – September through December 2021 –

- There was a 16.1% decrease in overall RH assignments during the 4th Quarter of 2021 compared to the 3rd Quarter of 2021.
- There was a 17.1% decrease in the number of major disciplinarys.
- There were no suicides again this quarter and a decrease in the number of suicide attempts.
- There were no significant changes in the number of inmates assigned to RH for protective custody. Additionally, there were no significant changes in RH assignments for those 21 or younger, 55 or older or with an SMI diagnosis.

INSTITUTIONS

INMATE INSTITUTIONAL GRIEVANCES

Inmate Formal/Informal Grievances: During December 2021, a total of 1,299 formal grievances and 2,118 informal grievances were filed at various units.

Institutional Grievances Appeals: There was a total of 432 appeals of institutional grievances received in December 2021. Of those, 302 were acknowledged and 130 were rejected for various reasons. Of the total 285 appeals answered, 282 had no merit and three had merit.

FARM

The month of December remained warmer than usual, which allowed for more wheat crop growth. Some of the wheat acres are being utilized for grazing replacement heifers. The wheat crop is showing very good growth going into the hardest part of the winter season.

Steer calves were sold for the following amounts through Superior Auctions during the month:

- 4 hundredweight (cwt.) – \$2.39
- 5 cwt. – \$1.99
- 6 cwt. – \$1.78

After comparing the pricing, it was noted that the Farm Division profited more than \$20,000 by selling through Superior Auctions than if local sale barns had been used.

Plans are already underway for the spring gardens, with the intention of concentrating on more mechanical harvest products for the year due to potential issues with COVID.

Pullets were moved from the pullet house into the laying house late in December. Egg numbers should be on the rise going into spring.

REGIONAL MAINTENANCE HOURS

Regional Maintenance Hours	December 2021
Benton Unit	4,283
Delta Regional Unit	1,912
East Arkansas Regional Unit	0
Grimes Unit	1,376
McPherson Unit	868
Mississippi County Work Release	68
North Central Unit	3,096
Ouachita River Correctional Unit	4,248
Randall L. Williams Unit	2,376
Texarkana Regional Correctional Center	86
Tucker Unit	648
Varner Unit	608
Wrightsville Unit	120
Total Hours	19,689

WORK RELEASE RENT REPORT

Unit	December 2021
Benton Unit	\$105,723.00
Mississippi County Work Release	\$49,759.00
Northwest Arkansas Work Release	\$38,012.00
Pine Bluff Work Release	\$40,477.00
Texarkana Regional Correctional Center	\$30,192.00
Wrightsville Hawkins Unit	\$18,938.00
Total	\$283,101.00

REENTRYRANDALL L. WILLIAMS
JUVENILE EDUCATION PROGRAM

December 2021 Capacity: 20	Beginning Count	New Commitments	DCR/Punitive	Transferred/ Turned 18*	Paroled	End Count
Juveniles*	5	1	0	1	0	5

*Juveniles are transferred from the program once they reach the age of 18.

WORKFORCE ALLIANCE FOR
GROWTH IN THE ECONOMY (WAGE)

December 2021 Capacity: 120 Unit:	Beginning Count	Admissions During Mo.	Removed*	Completed	End Count
Delta	0	0	0	0	0
Hawkins	0	0	0	0	0
McPherson	0	0	0	0	0
Ouachita River	0	0	0	0	0
Tucker	0	0	0	0	0
TOTAL	0	0	0	0	0

*The "Removed" column indicates the number of participants who transferred, signed out, received a disciplinary, were removed because test scores were not returned/were too low to continue, or were released from prison.

ADVANCED PRINCIPLES
AND APPLICATIONS FOR
LIFE PROGRAM (APAL)

December 2021 Capacity: 86	Beginning Count	Admissions During Mo.	Removed*	End Count
Ester	55	2	2	55
Hawkins	27	3	2	28
TOTAL	82	5	4	83

Advanced PAL is an 18-month reentry program that combines a pre-release curriculum with the PAL program.

*The "Removed" column indicates the number of participants who paroled, completed the program, withdrew from the program, transferred, or were removed from the program for another reason.

WRIGHTSVILLE-HAWKINS
PATHWAY TO FREEDOM PROGRAM

December 2021 Capacity: 200	Beginning Count	Enrolled During the Month	Removed	End Count*
Wrightsville-Hawkins PTF	195	1	4	192

THINK LEGACY

December 2021 Capacity: 635 Unit	Beginning Count	Admitted	Graduated	Removed*	End Count
Cummins	0	0	0	0	0
Delta Regional	24	0	0	0	24
East Arkansas Regional	38	0	0	0	38
McPherson	28	0	0	0	28
North Central	48	0	0	0	48
Ouachita River	0	0	0	0	0
Tucker	18	27	18	0	27
Total	156	27	18	0	165

*The "Removed" column indicates the total number of participants who paroled, signed out, transferred, or were removed from the program for any other reason and are no longer in the barracks.

TRAINING

DIVISION OF CORRECTION TRAINING - DECEMBER 2021

BASIC TRAINING DIVISION –

Under the direction of Instructor Perry Robinson, **BCOT Class 2021-O** graduated on December 17, 2021, with a total of 16 cadets.

The *Willis H. Sargent Award* recipient was Joydyne Carmickle of the Randall L. Williams Unit.

Academic Awards were presented to the following:

- 1st – Cordell Smith, Northwest Arkansas Work Release
- 2nd – Rayven Blakely, Texarkana Regional Correctional Ctr.
- 3rd – Jarrod Simmons, Ouachita River Correctional Unit

Recipients of *Physical Fitness Awards* were:

- 1st – Jason Laws, Industry
- 2nd – Jaquavious Johnson, Varner Unit
- 3rd – Jarrod Simmons, Ouachita River Correctional Unit

IN-SERVICE DIVISION –

During the month, the Training Academy held a *Management Level I* class attended by 41 participants and a *Management Level II* class attended by 59 participants. Additionally, utilizing the Zoom application, 250 students in two sessions participated in the *Refrain, Regain, Retain: Supervisor's Refresher*, which highlights the hot topics of supervision basics and techniques.

eCADEMY –

During December, 396 ADC employees completed a total of 6,511 hours of eCADEMY training. About 8% of ADC employees completed at least one course during that timeframe, averaging 16.4 hours per staff member.

HEALTH/CORRECTIONAL PROGRAMS

CHAPLAINCY SERVICES

The Cummins Unit – Three state chaplains and four CRAs distributed 1,655 Christmas bags on Dec. 21.

Delta Regional Unit – A total of 600 inmates in general population received Chaplaincy Christmas bags from Chaplaincy Services on Dec. 16.

East Arkansas Regional Unit/EARU Max – During Dec., Chaplains Parham, McKinney, and Neely prepared 1,800 Christmas/holiday bags with assistance from 20 inmates in the PAL program. Unit field riders distributed them to the barracks.

Ester Unit – On Dec. 21, Chaplaincy Services delivered 525 Christmas packages to the Ester inmate population. Chaplain

Jerry Tolbert was assisted by volunteers David Shockey, Ann Allen, Chris Allen, and Charles Speer in preparing and passing out the bags.

Grimes Unit – KAIROS ministries donated 1,800 bags along with cookies to be added to this year's Christmas bags. A total of 1,012 bags were given out to the inmate population.

Hawkins Unit – On Dec. 17, Christmas bags were delivered to 221 women at the Hawkins Unit.

Maximum Security Unit – The unit participated in the annual Christmas bag distribution throughout the month of December. Chaplain Bourgeois gave out approximately 216 bags to inmates in restrictive housing on Dec. 17. Chaplain Bourgeois, Denominational Chaplain Jearldean Shinn, CRAs Brian and Tracy Ryals, John Fuqua, Cassondra Sneed, and William Boone distributed 316 gift bags to population on Dec. 18. Socks and chips were late arrivals, so Chaplain Shinn distributed them to restrictive housing on Dec. 21. The following day, Chaplain Bourgeois gave out additional gifts to inmates in restrictive housing.

McPherson Unit – In what has become an annual tradition, all inmates at the unit received Christmas gift bags during December.

North Central Unit – All inmates and staff at North Central Unit received gift bags for Christmas on Dec. 17.

Ouachita River Correctional Unit – Chaplaincy Services' annual Christmas bag distribution took place on Dec. 21.

Pine Bluff Unit – Chaplaincy Services at the Pine Bluff Unit distributed 1,530 bags during December to all inmates and staff thanks to donations received from churches and individuals.

Randall L. Williams Unit – With the help of many donors who contributed money and socks, each inmate at the unit received Christmas gift bags on Dec. 13.

Tucker Unit – On Dec. 21, Chaplain Pearson and four volunteers passed out more than 600 Christmas gift bags. Kensett First Baptist Church provided a virtual Christmas program for the entire unit on the same day the inmates received their gifts.

Wrightsville Unit – Christmas bags were distributed on Dec. 17. The Arkansas State Police Unit was given 57 bags and 767 were distributed to the inmates at the Wrightsville Unit.

Varner and Varner Super Max Unit – Chaplains at the unit oversaw distribution of 1,650 Christmas packages to the general population with help from utility and field staff on Dec. 20. Each inmate received three Christmas cards and a 2022 date book, among other items.

ACCREDITATION

ACA Internal Audits Completed:

12/01–12/03 Wrightsville Complex File Review

12/06–12/11 Tucker Unit File Review

12/13–12/30 Pine Bluff Complex File Review

Classes Taught:

12/16 Basic Correctional Officer Training

VOLUNTEER SERVICES

Total Number of Volunteer Hours for December 2021:

Unit/Program	Hours
Delta Unit	0
East Arkansas Regional Unit	0
McPherson Unit	0
Mississippi County Work Release Center	0
Northwest Arkansas Work Release Center	15
Ouachita River Correctional Unit	0
Pine Bluff Complex	0
Texarkana Regional Correctional Center	0
Varner	0
PAWS	10
Think Legacy	0
Religious Services/Chaplaincy	1,750
Total Hours	1,775

MENTAL HEALTH SERVICES

Reduction of Sexual Victimization Program (RSVP) and Sex Offender Treatment Programs (SOFT):

December 2021	Capacity	Beginning Count	Completed	Removed	Admissions	End Count
RSVP	238	143	0	2	0	141
SOFT	30	6	3	0	4	7
Total	268	149	3	2	4	148

There are 1,169 males on the waiting list for RSVP and four females on the waiting list for SOFT who are within five years of their TE date. Of those, 19 inmates are mandated by the Parole Board.

The average time on the waiting list from request is between one and two months for those stipulated.

*The total on the waiting list, including those not currently within the identified timeframe, is 1,482 males and four females. Of these, 1,173 are eligible and 313 are ineligible for the program. There is one PREA inmate in the program at this time.

*Ineligibility is due to being in restrictive housing, having class IV status, or receiving a major disciplinary within the last 60 days.

Therapeutic Community (TC):

December 2021 Unit	Capacity	Beginning Count	Completed	Removed	Admissions	End Count
Tucker	62	47	24	1	24	46
Wrightsville	50	45	15	4	10	36
Total	112	92	39	5	34	82

There are 573 males and 177 females on the waiting list who are within ten years of their release date. Of those, 23 are mandated by the Parole Board.

The average time on the waiting list from request is 16 days.

*The total on the waiting list, including those not currently within the identified timeframe, is 772 males and 189 females. Of these, 773 are eligible and 188 are ineligible for the program.

*Ineligibility is due to being in restrictive housing, having class IV status, or receiving a major disciplinary within the last 60 days.

Substance Abuse Treatment Program (SATP):

December 2021 Unit	Capacity	Beginning Count	Completed	Removed	Admissions	End Count
Benton	20	19	5	4	8	18
Cummins	45	42	6	0	4	40
Maximum Security	4	3	0	0	1	4
Randall L. Williams	150	103	6	10	53	140
Wrightsville	100	77	2	5	25	95
Total	319	244	19	19	91	297

There are 2,092 males and 172 females on the waiting list who are within five years of their release date. Of those, 44 are mandated by the Parole Board.

MENTAL HEALTH SERVICES, continued

The average time on the waiting list from request is 14 days.

*The total on the waiting list, including those not currently within the identified timeframe, is 2,538 males and 195 females. Of these, 2,308 are eligible and 425 are ineligible for the program.

*Ineligibility is due to being in restrictive housing, having class IV status, or receiving a major disciplinary within the last 60 days.

PILOT PROGRAM – Substance User Rehabilitation Services (SURS):

December 2021 Unit	Capacity	Beginning Count	Completed	Removed	Admissions	End Count
McPherson	150	133	32	21	19	99
Grimes	50	50	11	3	12	48
Total	200	183	43	24	31	147

Substance Use Intervention Program:

The Substance Use Intervention Program had 22 admissions and 8 discharges for an end-of-month count of 51 in December. This program is housed at the Varner Unit and is for inmates found guilty of a disciplinary violation for drug use or drug possession.

Ouachita River Correctional Unit (ORCU) Residential Program Unit (RPU):

The RPU had three admissions and four discharges in December for an end-of-month count of 119.

McPherson Unit Mental Health Residential Program Unit (RPU):

There were three admissions and one discharge in December for an end-of-month count of 40.

Habilitation Program:

The Habilitation Program at the Ouachita River Correctional Unit provided treatment services to 44 inmates in December. There was one admission and one discharge, which resulted in an end-of-month count of 43.

Anger Management Treatment:

The Anger Management Treatment Program at the Cummins Unit did not provide treatment services to any inmates in December. There were no admissions or discharges, for an end-of-month count of zero.

Staffing:

The following Mental Health Services and Substance Abuse Treatment Program (SATP) positions were vacant in November and December 2021:

Positions	FTE's*	November 2021	December 2021
Psychologists	14	6	5
Psychological Examiners	2	2	2
Social Workers	31	17	18
Licensed Professional Counselors	2	1	1
Rehab Director	1	1	1
Rehab Facility Supervisors	3	1	1
Advisors	64	23	24
Substance Abuse Program Coord.	6	1	1
Substance Abuse Program Leaders	40	8	8
Administrative Specialists	17	3	3

*FTE refers to authorized Full Time Equivalent positions.

ADDITIONAL MENTAL HEALTH AND MEDICAL INFORMATION**Self-Study Classes:**

Classes	Number of Participants	Number Completed	Waiting List
Anger Management	71	71	831
Thinking Errors	120	120	845
Substance Abuse Education	93	93	638
Communication Skills	71	71	809
Domestic Violence	17	17	189
Victims of Domestic Violence	29	29	52
Stress Management	68	68	882
Parenting	84	84	279

ADDITIONAL MENTAL HEALTH AND MEDICAL INFORMATION, *continued*

Suicide:

There were 75 suicidal threats in December. There were seven attempts, one of which resulted in death.

Outpatient:

There were 2,031 inmates on the mental health medical log at the beginning of December. Mental Health staff conducted the following contacts during the month:

Case Management Contacts	2,055
Requests for Interviews	1,382
Testing	0
Intakes	484
Unit Requests	1,212
Pre-Lockup Reviews	277
Routine Restrictive Housing Reviews	772
Restrictive Housing Rounds	15,008
PREA Evaluations	83
Routine Follow-up	746
834 Requests	27

County Mental Health Requests:

During December, there were 433 requests received of a mental health nature. Of those, 228 inmates were fast-tracked to ADC. ***Note: Most inmates were not transferred due to COVID-19.***

County Medical Health Requests:

During December, there were 867 requests received of a medical nature. A total of six inmates were fast-tracked to ADC.

Medical Contract Reimbursements:

Sanction reimbursements for ADC in November amounted to \$10,800.00.

Deaths:

There were five inmate deaths during the month of December. Three were claimed and two were cremated.

Wellpath:

See attachment for Wellpath's report regarding outside beds and emergency room visits.

Medical Grievances:

In December, there were 130 appeals of medical grievances received and 99 appeals were answered. Four were found to be with merit and four with merit but resolved.

SEX OFFENDER ASSESSMENT

Assessments Completed:

Risk Level	December	September 1999 through December 2021
Level 1	0	1,217
Level 2	56	8,673
Level 3	28	7,468
Level 4	5	730
Default 3	2	*
Total	91	18,088
*Default Level 3's are included in the total number of Level 3's to date.		

ACIC Numbers:

The total number of sex offenders registered from September 1999 through December 2021:

Compliant	8,550
Delinquent	1,449
Confined	3,363
Out-of-State	3,970
Address Unknown	145
Deported	205
Incapacitated	103
Out of USA	18
Total	17,803

Consistent with current Arkansas law, deceased offenders no longer remain on the registry.

PAWS IN PRISON

December 2021 Unit	Enrolled	Graduated	Foster	Volunteer Hours
Hawkins Unit	6	1	0	0
Maximum Security Unit	11	4	0	0
McPherson Unit	8	8	0	0
North Central Unit	3	3	0	0
Ouachita River Correctional Unit	3	3	0	0
Randall L. Williams Unit	3	1	0	10
Tucker Unit	7	6	0	0
Total	41	26	0	10

Completed Paws in Prison Training:

December 2021 Program Graduates	26
YTD 2021 Program Graduates	207
Total Graduates Since Inception (December 2011)	1,870
Dogs Currently in Foster (Graduated, but Not Adopted)	0
December 2021 Volunteer Hours	10
YTD Volunteer Hours	80

INFORMATION TECHNOLOGY

INMATE TABLETS – Within the Division of Correction, a total of 1,879 inmate tablets were leased during December.

INMATE VIDEO VISITS – Inmates completed 13,961 video visits during the month and missed 526 within the Division of Correction.

CONSTRUCTION/MAINTENANCE**PROJECT UPDATES**

SEE CONSTRUCTION BUDGET / STATUS REPORT IN ATTACHMENTS SECTION (PAGES 26-27).

AGENCY HIGHLIGHTS**DECEMBER 2021****PROMOTIONS**

Some of the promotions that occurred during the month of December included:

Benton Unit

- Lt. Cortez Lea (*right*)

**Cummins Unit**

- Lt. William Davidson

East Arkansas Regional Unit

- Lt. Terry Doyle

Ouachita River Correctional Unit

- Capt. Cory Evans
- Sgt. James Whitley

Randall L. Williams Unit

- Major Everett Litzsey (*top right*)

**Cpl. Farmer-Barnes****Cpl. Jackson****Sgt. Mothershed****CHALLENGE COINS**

During the month, the following were presented with ADC Challenge Coins in recognition of their dedication to their work:

Maximum Security Unit

- Cpl. Verna Farmer-Barnes

Varner Unit

- Cpl. Leslie Jackson
- Sgt. Telicia Mothershed

**PROGRAM SPECIALISTS HONORED WITH LUNCHEON**

In December, Ardella Bearden, Program Coordinator II, coordinated an appreciation luncheon for program specialists in Pine Bluff. Staff heard from guest speakers, accomplishments were recognized and plans for the future were discussed. Those receiving awards included:

- Severron Miller and Jamey Cowgill – Outstanding New Hires
- Cozette Fuller – Outstanding Facility Program Specialist
- Miranda Collins – Outstanding Program Specialist

**PAL SEMINAR HELD AT CUMMINS**

During the month, the Principles and Applications for Life (PAL) Program at the Cummins Unit held a four-day seminar focusing on the seven universal principles of life.



FLYNN IN GOOD COMPANY WITH ATSA FELLOWSHIP

As members of the Association of the Treatment of Sexual Abusers (ATSA), an international organization that works to establish best practices within the realm of sex offender management, Sheri Flynn, the Sex Offender Community Notification Assessment (SOCNA) Administrator at ADC, has been granted a Fellowship with the organization. She joins her colleague, Dr. Mike Wood, ADC Supervising Psychologist, who was named an ATSA Fellow in 2017. Since few of these Fellowships are awarded each year, the Department is fortunate to have two on our team with this distinction.



Dr. Mike Wood and Sheri Flynn

FOOD FOR COMMUNITY MEMBERS IN NEED COLLECTED AND DONATED BY MCPHERSON UNIT STAFF

During the month, the McPherson Unit held a holiday food drive that yielded an abundance of food for distribution to those in need. Staff from all departments participated.

The McPherson staff also donated canned goods and other non-perishable food items to the local soup kitchen in Newport. Jennifer Smith who oversees the newly opened "Corner Kitchen" welcomed the donation expressing her sincere thanks to all who participated. She stated that they feed on average around 400 people per meal, and the canned goods will contribute to the next meal they will offer.



GIFTS DONATED BY EARU TO LOCAL NURSING HOME RESIDENTS

During a month known for giving, staff at the East Arkansas Regional Unit donated gifts to a local nursing home for Christmas. Gifts included new gloves, hats, scarves, socks, throw blankets, and more.

UNIT STAFF PARTICIPATED IN LOCAL CHRISTMAS PARADES

In December, staff from the Tucker and Maximum Security units had the honor of participating in the England Christmas parade. Everyone had a great time visiting with members of the community, and the ADC horses enjoyed getting a little extra attention and pets after the parade.



England Christmas Parade



Malvern Christmas Parade




Newport Christmas Parade

Likewise, staff from the Ouachita River Correctional Unit had the privilege of participating in the 2021 Malvern Christmas parade. This provided a great opportunity to help spread some holiday cheer and connect with community residents.

Staff from the Grimes and McPherson units participated in Newport's annual Christmas parade. They had an amazing time meeting with members of the community during the event.

ARKANSAS PAWS IN PRISON 10TH ANNIVERSARY OBSERVED

December marked the 10th anniversary of the Arkansas Paws in Prison program. Since its beginnings in 2011, more than 1,800 dogs have been rescued, trained, and adopted by loving forever families. The partnerships between Paws in Prison and local animal shelters and rescues throughout the state has helped in reducing the number of dogs in shelters, as well as the number of dogs euthanized each year in Arkansas.



PATHWAY TO FREEDOM VOLUNTEERS AND BOARD HOSTED AT WRIGHTSVILLE

The Wrightsville Complex hosted the 2021 Pathway to Freedom Christmas banquet and board meeting in December.



ADC FAMILIES BENEFIT FROM SANTA CENTRAL PROGRAM

This year, the Arkansas Association of Correctional

Employees Trust (AACET) sponsored 20 families, which included 44 children, for the annual Division of Correction's Santa Central program. Over the years, AACET's Santa Central has raised more than \$56,000 used for providing gifts for more than 500 children. AACET Director Kevin Murphy and Cozette Fuller, a Program Specialist at the Ester Unit, helped serve as Santa's helpers this year.



OUACHITA RIVER CORRECTIONAL UNIT EMPLOYEES RECEIVE SPECIAL DELIVERY

During the month, a few special "reindeer" delivered gifts to staff members at the Ouachita River Correctional Unit as a thank you for all of their hard work.



WRIGHTSVILLE INMATES LEND A HAND TO PREPARE FOR MARTIN LUTHER KING, JR. COMMISSION'S ANNUAL HOLIDAY EVENT

On Dec. 17, inmates from the Wrightsville Unit helped sort and package donated food items for the Arkansas Martin Luther King, Jr. Commission's 2nd Annual "A Historic Ninth Street District Christmas" event.



THE SPIRIT OF GIVING DEMONSTRATED BY MCPHERSON UNIT STAFF

Staff from the McPherson Unit practiced the spirit of giving by raising money to give back to their community's elementary school children in need. Each child was given a personalized gift with candy, clothing, blankets, toys, other goodies, and one large wish item. Members of the McPherson team were humbled by the experience and elated to be able to give back to the children in their community.



REGIONAL MAINTENANCE PROJECT HIGHLIGHTS DECEMBER 2021

Tarps Placed on Jaycee Golf Course (Pine Bluff)
Pine Bluff Complex Regional Maintenance – Dec. 1:



Cattle Gap Clean Out (Cummins)
Varner Regional Maintenance 1 – Dec. 2:



Christmas Display Setup at Memorial Park (England)
Tucker Regional Maintenance – Dec. 3:




Southside Jr. High Gym Demolition (Batesville)
Grimes Regional Maintenance – Dec. 6:



Camp Couchdale Cleanup for FFA (Garland, Co.)
Ouachita River Regional Maintenance – Dec. 6-7:



Court Setup for King Cotton Classic (Pine Bluff)
Pine Bluff Regional Maintenance – Dec. 15:



2021 INFORMAL GRIEVANCE REPORT

Month	BENTON	HAWK/M	HAWK/F	WRTS	EARU & MX	GRIMES	RLW	MCWR	MCPH	MSU	NCU	PBU	NWA	TU	TRCC	VSMX	VU	CU & CMU	ORCU	Ester	DRU	TOTAL
JAN	1	30	1	56	269	243	41	0	301	147	106	43	0	62	0	152	26	124	174	41	99	1,916
FEB	1	15	22	78	185	177	25	0	465	149	67	26	0	91	3	163	37	363	112	27	63	2,069
MAR	1	15	22	87	279	207	11	0	376	149	66	38	0	120	4	188	29	196	164	52	96	2,100
APR	3	15	24	70	297	173	18	0	210	108	142	38	0	86	5	362	77	178	163	16	128	2,113
MAY	2	15	14	37	254	188	19	0	320	103	104	22	0	49	4	220	46	254	128	12	158	1,949
JUN	1	30	29	37	253	259	29	0	461	123	133	46	0	53	4	452	133	241	166	32	148	2,630
JUL	2	31	42	227	245	187	23	1	138	128	91	32	0	59	3	373	109	166	166	41	134	2,198
AUG	2	31	40	96	248	188	29	0	426	136	114	30	0	71	1	367	48	172	158	42	149	2,348
SEPT	1	10	42	164	248	161	34	0	193	148	101	35	0	74	0	347	40	113	182	28	111	2,032
OCT	1	13	7	90	172	139	16	0	429	123	97	29	0	53	1	202	14	131	193	26	113	1,849
NOV	2	27	24	54	175	159	19	0	202	124	126	52	0	52	0	178	20	156	139	25	74	1,608
DEC	2	5	20	65	238	141	20	3	483	108	95	62	0	40	3	433	39	125	117	37	82	2,118
TOTAL	19	237	287	1,061	2,863	2,222	284	4	4,004	1,546	1,242	453	0	810	28	3,437	618	2,219	1,862	379	1,355	24,930

2021 FORMAL GRIEVANCE REPORT

Month	BENTON	HAWK/M	HAWK/F	WRTS	EARU & MX	GRIMES	RLW	MCWR	MCPH	MSU	NCU	PBU	NWA	TU	TRCC	VSMX	VU	CU & CMU	ORCU	Ester	DRU	TOTAL
JAN	1	15	1	30	293	176	17	0	173	197	71	24	0	55	2	152	26	150	125	22	44	1,574
FEB	2	7	8	40	272	115	21	0	158	186	51	8	0	79	0	163	37	126	89	16	35	1,413
MAR	3	7	8	53	375	98	7	0	188	264	47	8	0	92	0	188	29	149	147	27	96	1,786
APR	2	1	3	46	374	82	11	0	125	128	97	13	0	46	1	227	53	132	92	10	62	1,505
MAY	1	7	1	29	305	109	15	1	154	95	80	10	0	62	1	206	36	206	98	7	58	1,481
JUN	0	7	9	43	345	134	17	0	154	145	82	22	0	47	0	251	63	227	112	19	87	1,764
JUL	2	18	16	62	336	108	11	1	91	136	61	14	0	45	0	183	40	169	69	15	75	1,452
AUG	1	12	24	53	338	109	25	1	123	132	81	11	0	40	0	170	26	178	74	21	105	1,524
SEPT	4	5	14	72	292	86	19	0	102	163	57	13	0	64	1	161	20	130	96	12	61	1,372
OCT	1	2	3	35	245	84	16	0	137	132	67	14	0	32	1	169	16	135	116	13	48	1,266
NOV	0	8	11	43	276	105	9	0	134	130	59	13	0	45	0	178	20	104	69	12	41	1,257
DEC	2	3	12	33	319	89	19	0	149	124	51	27	0	36	0	183	23	94	73	23	39	1,299
TOTAL	19	92	110	539	3,770	1,295	187	3	1,688	1,832	804	177	0	643	6	2,231	389	1,800	1,160	197	751	17,693

INMATE INSTITUTIONAL GRIEVANCE APPEAL REPORT – DECEMBER 2021

	Acknowledged	Rejected	Processed W/O Merit	Processed W/ Merit
Benton Unit	0	0	0	0
Benton Work Release	0	0	0	0
Bowie County Texas Correctional Facility	0	0	0	0
Cummins Unit	13	8	22	0
Cummins Modular Unit	2	0	0	0
Delta Regional Unit	8	1	11	0
East Arkansas Regional Unit	21	11	24	0
East Arkansas Regional Max Unit	52	12	50	0
Ester Unit	3	3	3	0
Grimes Unit	22	11	29	1
Maximum Security Unit	32	12	31	1
Tucker Re-Entry	0	0	0	0
McPherson Unit	41	19	15	0
McPherson Mental Health Residential Program Unit	0	1	0	0
Mississippi County Work Release Center	0	0	0	0
Northwest Arkansas Work Release Center	0	0	0	0
North Central Unit	19	4	16	0
Ouachita River Correctional Unit	2	2	3	0
ORCU Hospital	0	0	0	0
ORCU New Commitment	2	1	1	0
ORCU Mental Health Residential Program Unit	0	0	0	0
Pine Bluff Unit	3	12	3	0
Pine Bluff Re-Entry	0	0	0	0
Randall L. Williams Correctional Facility	4	3	1	0
Texarkana Regional Correctional Center	0	0	0	0
Tucker Unit	11	6	15	0
Varner Super Max	51	21	50	0
Varner Unit	6	3	2	0
Wrightsville Unit	4	0	5	1
Hawkins Center	4	0	1	0
Hawkins for Males	2	0	0	0
Hawkins SPU	0	0	0	0
Total	302	130	282	3

ADMISSIONS AND RELEASES – DECEMBER 2021

<u>Admissions</u>	<u>Male</u>	<u>Female</u>	<u>Total</u>
Asian	2	0	2
Black	116	7	123
Hispanic	12	0	12
Native American Indian	1	0	1
Native Hawaiian or Pacific Isl.	0	0	0
White	264	77	341
Other	2	0	2
Unknown	0	0	0
Total	397	84	481

<u>Releases</u>	<u>Male</u>	<u>Female</u>	<u>Total</u>
Asian	2	0	2
Black	113	17	130
Hispanic	13	1	14
Native American Indian	0	2	2
Native Hawaiian or Pacific Isl.	0	0	0
White	217	61	278
Other	0	0	0
Unknown	0	0	0
Total	345	81	426

ADC INMATE POPULATION GROWTH 2000-2027 - DECEMBER 2021

Updated 12/31/2021

Mo.	2000	2001	2002	2003	2004	2005	2006	2007	2008	2009	2010	2011	2012	2013	2014	2015	2016	2017	2018	2019	2020	2021
Jan.	11,984	11,908	12,402	13,015	13,105	13,595	13,481	13,839	14,518	14,796	15,334	16,312	15,134	14,815	17,481	18,142	17,785	17,824	18,201	17,958	17,989	16,119
Feb.	12,169	12,022	12,529	13,054	13,166	13,783	13,633	14,012	14,603	14,883	15,374	16,209	14,990	15,008	17,438	18,082	17,625	17,608	17,998	17,846	18,181	16,120
March	12,006	12,033	12,299	13,108	13,088	13,418	13,534	13,772	14,580	14,843	15,290	16,095	14,964	14,665	17,395	18,233	17,573	17,666	18,089	17,898	17,860	16,085
April	12,069	12,167	12,465	13,213	13,323	13,469	13,554	13,851	14,769	14,937	15,570	16,172	15,124	14,850	17,604	18,703	17,815	17,798	18,227	17,977	17,331	16,250
May	12,109	12,384	12,558	13,463	13,556	13,528	13,711	14,146	14,880	15,146	15,694	16,062	15,132	15,074	17,593	18,693	17,769	17,652	17,945	17,817	16,694	16,476
June	12,005	12,108	12,439	13,418	13,389	13,251	13,430	13,915	14,700	15,025	15,564	15,554	14,832	14,825	17,340	18,813	17,973	17,963	17,972	17,942	16,552	16,560
July	12,030	12,190	12,622	13,509	13,528	13,286	13,560	14,082	14,868	15,195	15,807	15,519	14,879	15,379	17,522	18,870	18,130	18,180	18,005	18,002	16,511	16,638
August	12,087	12,371	12,815	13,565	13,632	13,419	13,646	14,224	15,100	15,385	15,829	15,240	14,675	16,103	17,549	18,806	17,919	18,051	17,751	18,090	16,367	16,655
September	11,983	12,289	12,774	13,341	13,516	13,237	13,652	14,217	14,850	15,285	16,025	15,172	14,724	16,412	17,605	18,549	18,026	18,179	17,865	17,856	16,215	16,698
October	12,119	12,348	12,942	13,341	13,584	13,363	13,775	14,349	14,836	15,381	16,311	15,271	14,856	16,993	17,880	18,430	18,127	18,348	17,943	17,947	16,311	16,821
November	12,094	12,408	13,162	13,408	13,706	13,587	13,913	14,437	15,025	15,340	16,460	15,205	14,625	17,168	17,848	17,981	17,573	17,973	17,666	18,060	16,165	16,982
December	11,856	12,333	12,845	13,106	13,470	13,338	13,728	14,315	14,716	15,199	16,204	15,062	14,654	17,235	17,874	17,707	17,537	18,078	17,799	17,759	16,094	17,023
Net Ann. Inc.	29	477	512	261	364	-132	390	587	401	483	1,005	-1,142	-408	2,581	639	-167	-170	541	-279	-40	-1,665	929
Avg. Mo. Inc.	2	40	43	22	30	-11	33	49	33	40	84	-95	-34	215	53	-14	-14	45	-23	-3	-139	77

Population is total jurisdictional count at end of each month. Population at end of month December 1999 was 11,827.

Average monthly population increase for past fifteen years 2006 - 2020 is 15

Average monthly population increase for past ten years Jan. 2011 - Dec 2020 is -1

Average monthly population increase for past five years 2016 - 2020 is -27

Projected at Growth of 15 per Month

	2008	2009	2010	2011	2012	2013	2014	2015	2016	2017	2018	2019	2020	2021	2022	2023	2024	2025	2026	2027
Mo.	Actual	Actual	Actual	Actual	Actual	Actual	Actual	Actual	Actual	Actual	Actual	Actual	Actual	Actual	Proj.	Proj.	Proj.	Proj.	Proj.	Proj.
January	14,518	14,796	15,334	16,312	15,134	14,815	17,481	18,142	17,785	17,824	18,201	17,958	17,989	16,119	17,038	17,218	17,398	17,578	17,758	17,938
February	14,603	14,883	15,374	16,209	14,990	15,008	17,438	18,082	17,625	17,608	17,998	17,846	18,181	16,120	17,053	17,233	17,413	17,593	17,773	17,953
March	14,580	14,843	15,290	16,095	14,964	14,665	17,395	18,233	17,573	17,666	18,089	17,898	17,860	16,085	17,068	17,248	17,428	17,608	17,788	17,968
April	14,769	14,937	15,570	16,172	15,124	14,850	17,604	18,703	17,815	17,798	18,227	17,977	17,331	16,250	17,083	17,263	17,443	17,623	17,803	17,983
May	14,880	15,146	15,694	16,062	15,132	15,074	17,593	18,693	17,769	17,652	17,945	17,817	16,694	16,476	17,098	17,278	17,458	17,638	17,818	17,998
June	14,700	15,025	15,564	15,554	14,832	14,825	17,340	18,813	17,973	17,963	17,972	17,942	16,552	16,560	17,113	17,293	17,473	17,653	17,833	18,013
July	14,868	15,195	15,807	15,519	14,879	15,379	17,522	18,870	18,130	18,180	18,005	18,002	16,511	16,638	17,128	17,308	17,488	17,668	17,848	18,028
August	15,100	15,385	15,829	15,240	14,675	16,103	17,549	18,806	17,919	18,051	17,751	18,090	16,367	16,655	17,143	17,323	17,503	17,683	17,863	18,043
September	14,850	15,285	16,025	15,172	14,724	16,412	17,605	18,549	18,026	18,179	17,865	17,856	16,215	16,698	17,158	17,338	17,518	17,698	17,878	18,058
October	14,836	15,381	16,311	15,271	14,856	16,993	17,880	18,430	18,127	18,348	17,943	17,947	16,311	16,821	17,173	17,353	17,533	17,713	17,893	18,073
November	15,025	15,340	16,460	15,205	14,625	17,168	17,848	17,981	17,573	17,973	17,666	18,060	16,165	16,982	17,188	17,368	17,548	17,728	17,908	18,088
December	14,716	15,199	16,204	15,062	14,654	17,235	17,874	17,707	17,537	18,078	17,799	17,759	16,094	17,023	17,203	17,383	17,563	17,743	17,923	18,103
Net Ann. Inc.	401	483	1,005	-1,142	-408	2,581	639	-167	-170	541	-279	-40	-1,665	929	180	180	180	180	180	180
Ave. Mo. Inc.	33	40	84	-95	-34	215	53	-14	-14	45	-23	-3	-139	77	15	15	15	15	15	15

MONTHLY POPULATION AVERAGES - DECEMBER 2021

Unit/Center	12/1	12/2	12/3	12/6	12/7	12/8	12/9	12/10	12/13	12/14	12/15	12/16	12/17	12/20	12/21	12/22	12/23	12/24	12/27	12/28	12/29	12/30	12/31	AVG
Benton	295	291	292	291	291	290	293	291	290	289	289	289	289	288	284	288	288	288	288	288	289	290	290	290
Cummins	1,929	1,928	1,927	1,921	1,920	1,942	1,940	1,936	1,937	1,936	1,932	1,933	1,927	1,926	1,924	1,921	1,921	1,921	1,921	1,921	1,922	1,920	1,920	1,927
Delta	601	600	598	596	592	592	589	588	608	608	608	608	601	599	599	598	596	596	596	599	619	618	617	601
East AR Reg	1,443	1,443	1,442	1,440	1,440	1,436	1,436	1,435	1,430	1,430	1,429	1,427	1,426	1,425	1,426	1,425	1,424	1,424	1,424	1,423	1,448	1,454	1,452	1,434
Ester	533	526	521	522	533	541	533	532	529	530	532	525	525	524	521	520	498	498	498	496	509	505	502	520
Grimes	1,029	1,028	1,028	1,023	1,023	1,039	1,042	1,033	1,032	1,034	1,029	1,033	1,034	1,034	1,033	1,043	1,044	1,044	1,044	1,044	1,063	1,063	1,075	1,039
Max Sec	555	556	555	557	558	558	558	558	558	555	554	554	554	553	553	553	553	553	553	552	552	551	551	555
McPherson	943	941	938	929	935	946	946	963	963	973	979	975	972	962	957	956	944	944	944	940	939	938	945	951
MCWRC	122	122	122	128	128	127	127	127	127	127	126	126	126	126	126	123	123	123	123	123	123	123	123	125
N Central	774	774	771	760	742	738	738	739	742	747	748	745	745	742	742	739	739	739	739	738	738	737	737	746
NWAWRC	100	100	100	100	100	100	100	99	97	99	98	98	98	100	100	100	100	100	100	99	95	98	98	99
Ouachita River	1,636	1,681	1,692	1,706	1,714	1,652	1,685	1,704	1,694	1,693	1,697	1,684	1,679	1,673	1,676	1,666	1,675	1,675	1,676	1,670	1,614	1,642	1,663	1,676
Randall L Williams	502	503	498	498	494	511	507	507	508	508	502	502	503	503	504	521	519	519	519	522	526	525	525	510
Pine Bluff	455	457	463	457	460	457	456	452	452	449	450	451	448	448	448	446	468	468	468	466	466	462	460	457
PB Reentry	54	54	53	53	53	53	53	53	53	53	54	54	54	54	54	54	52	52	52	52	52	54	54	53
TRCC	90	89	89	93	93	92	92	91	91	91	91	91	91	91	91	91	91	91	91	91	91	94	94	91
Tucker	624	624	619	619	618	618	616	617	616	613	613	612	620	621	621	621	621	621	621	621	621	618	622	619
Varner	1,550	1,550	1,548	1,548	1,547	1,594	1,590	1,586	1,588	1,584	1,579	1,578	1,577	1,578	1,577	1,582	1,579	1,579	1,579	1,576	1,578	1,579	1,579	1,574
Wrightsville	790	790	789	785	782	771	768	766	767	763	762	761	761	760	760	755	754	754	754	754	761	759	762	766
WR Hawkins-Females	235	233	235	235	235	234	232	232	232	231	230	228	228	229	229	224	224	224	224	224	234	234	234	230
WR Hawkins-Males	195	195	195	194	195	195	195	195	194	194	194	193	193	193	193	193	192	192	192	192	192	192	192	193
Total ADC	14,455	14,485	14,475	14,455	14,453	14,486	14,496	14,504	14,508	14,507	14,496	14,467	14,451	14,429	14,418	14,419	14,405	14,405	14,406	14,391	14,432	14,456	14,495	14,456
ALETA	18	18	18	18	18	18	18	18	18	18	18	18	18	18	18	18	18	18	18	18	18	18	18	18
Ar State Police	59	60	60	60	58	58	58	58	57	57	57	58	58	58	58	58	58	58	58	58	58	57	57	58
Co Jail / M	1,955	1,938	1,923	1,931	1,968	1,946	1,934	1,936	1,944	1,953	1,964	1,993	2,012	2,056	2,071	2,034	2,010	2,010	2,010	2,019	2,012	1,992	1,956	1,981
Co Jail / F	170	170	169	168	165	157	165	144	149	145	137	141	146	156	157	162	162	162	162	165	163	166	161	158
Total Co Jail BK	2,125	2,108	2,092	2,099	2,133	2,103	2,099	2,080	2,093	2,098	2,101	2,134	2,158	2,212	2,228	2,196	2,172	2,172	2,172	2,184	2,175	2,158	2,117	2,139
309/M	224	223	224	224	223	223	224	224	223	223	225	224	222	222	222	224	224	224	224	225	224	224	224	224
309/F	92	92	92	92	92	92	93	92	92	92	93	92	92	91	91	92	92	92	92	93	89	89	89	92
Total Act 309	316	315	316	316	315	315	317	316	315	315	318	316	314	313	313	316	316	316	316	318	313	313	313	316
Total Non ADC	2,518	2,501	2,486	2,493	2,524	2,494	2,492	2,472	2,483	2,488	2,494	2,526	2,548	2,601	2,617	2,588	2,564	2,564	2,564	2,578	2,564	2,546	2,505	2,531
Total	16,973	16,986	16,961	16,948	16,977	16,980	16,988	16,976	16,991	16,995	16,990	16,993	16,999	17,030	17,035	17,007	16,969	16,969	16,970	16,969	16,996	17,002	17,000	16,987

RESTRICTIVE HOUSING QUARTERLY REPORT OCTOBER 1, 2021 TO DECEMBER 31, 2021

Restrictive Housing Disciplinary Counts

12-3 : Failure to Obey Order of Staff	342
04-8 : Battery - Use of Force on an Inmate	286
12-4 : Refusing a Direct Verbal Order	207
05-3 : Assault - Verbal or Written Threat	206
11-1 : Insolence to a Staff Member	190
03-5 : Out of Place of Assignment	173
09-3 : Possession/Introduce Drugs	128
02-16 : Refusal To Submit to Testing	92
02-17 : Creating Unnecessary Noise	88
02-2 : Use Of Drugs, Alcohol, Chemicals	75
01-1 : Banding Together/Demonstration	73
05-5 : Provoking or Agitating A Fight	71
09-5 : Possession/Introduction Of Clothing	71
02-12 : Keep Person/Quarters W Regulat	62
09-1 : Possession/Intro Of Fireworks	62
07-1 : Unauthorized Use Of State Property	58
15-3 : Purchase Of Unauthorized Articles	57
10-3 : Indecent Exposure	54
09-15 : Possession/Introduction/Use of Cell Phone	48
13-2 : Lying To A Staff Member	46

Disciplinary Categories

Violence to Self	0
Violence to Others	384
Possession of Drug-Related Contraband	203
Masturbation/Indecent Exposure	56
Sex with Another Person	20
Other Violations	2,188

Inmates Placed in RH	1,864
----------------------	-------

Population Demographics

RACE	GENDER		Total
	M	F	
Asian	5	0	5
Black	1,800	80	1,880
Caucasian	1,388	93	1,481
Hispanic	78	8	86
NA Indian	6	0	6
Native Hawaiian or Pacific Isl	3	0	3
Other	4	0	4
Total	3,284	181	3,465

Protective Custody	5
Age 21 or Younger	61
Age 55 or Older	212
SMI	52

Suicides/Deaths in Restrictive Housing

Suicides	0
Suicide Attempts	8
Deaths	1

FISCAL YEAR 2022 COUNTY JAIL BACKUP - DECEMBER 2021

DAY		Jul-21		Aug-21		Sep-21		Oct-21		Nov-21		Dec-21
1		1,059	*	1,294		1,583		1,777		2,050		2,125
2		1,090		1,309		1,612	*	1,777		2,023		2,108
3	*	1,090		1,342		1,624	*	1,777		2,045		2,092
4	*	1,090		1,356	*	1,624		1,792		2,076	*	2,092
5		1,096		1,370	*	1,624		1,773		2,111	*	2,092
6		1,096		1,396		1,645		1,773	*	2,111		2,099
7		1,114	*	1,396		1,645		1,789	*	2,111		2,133
8		1,089	*	1,396		1,603		1,816		2,103		2,103
9		1,090		1,408		1,620	*	1,816		2,118		2,099
10	*	1,090		1,405		1,649	*	1,816		2,135		2,080
11	*	1,090		1,404	*	1,649		1,856		2,099	*	2,080
12		1,121		1,416	*	1,649		1,875		2,098	*	2,080
13		1,125		1,436		1,638		1,841	*	2,098		2,093
14		1,146	*	1,436		1,606		1,868	*	2,098		2,098
15		1,131	*	1,436		1,628		1,913		2,123		2,101
16		1,155		1,435		1,657	*	1,913		2,105		2,134
17		1,189		1,460		1,693	*	1,913		2,135		2,158
18	*	1,189		1,485	*	1,693		1,926		2,150	*	2,158
19	*	1,189		1,499	*	1,693		1,935		2,180	*	2,158
20		1,208		1,499		1,711		1,953	*	2,180		2,212
21		1,228	*	1,499		1,721		1,956	*	2,180		2,228
22		1,237	*	1,499		1,752		1,956		2,144		2,196
23		1,259		1,514		1,722	*	1,956		2,151		2,172
24	*	1,259		1,527		1,719	*	1,956		2,165		2,172
25	*	1,259		1,511	*	1,719		1,975		2,192	*	2,172
26		1,248		1,523	*	1,719		2,003		2,191	*	2,172
27		1,233		1,540		1,727		1,987	*	2,191		2,172
28		1,248	*	1,540		1,757		2,013	*	2,191		2,184
29		1,266	*	1,540		1,780		2,026		2,190		2,175
30		1,294		1,526		1,804	*	2,026		2,153		2,158
31	*	1,294		1,562			*	2,026				2,117
Avg Daily Backup		1,170		1,450		1,676		1,896		2,130		2,136

Notes: Totals do not include 309 Contracts in County Jails (maximum of 336)

County Jail Back-up Average for December 2021 - 2,136

County Jail Back-up Fiscal Year Average as of December 31, 2021 - 1,743

Short-Term Revocation Program Average for December 2021 - 590

Short-Term Revocation Program Fiscal Year Average as of December 31, 2021 - 676

STTG UNIT COUNTS – DECEMBER 2021

Unit	Beginning Total	Confirmed	Suspected	In	Out	Paroled	Removed	Ending Total	Total Unit Population	Unit % of STTG's
Benton	85	3	0	0	3	2	0	83	290	28.62%
Cummins	665	0	0	23	10	16	0	662	1,920	34.48%
Delta	187	0	1	26	17	0	0	197	617	31.93%
EARU	564	0	0	15	0	14	0	565	1,452	38.91%
Ester	98	0	0	23	19	10	0	92	502	18.33%
Grimes	370	1	2	25	5	14	2	377	1,075	35.07%
Hawkins	49	0	0	0	1	1	0	47	426	11.03%
Max	265	0	0	6	8	4	0	259	551	47.01%
Mcpherson	39	0	0	0	1	0	0	38	947	4.01%
MCWR	38	0	0	0	2	0	0	36	123	29.27%
NCU	266	1	0	7	16	8	0	250	737	33.92%
NWAWR	29	0	0	3	3	0	0	29	98	29.59%
ORCU	411	0	0	39	48	23	0	379	1,419	26.71%
ORCU Intake	78	103	0	0	92	0	0	89	246	36.18%
Pine Bluff	150	0	0	25	22	3	0	150	514	29.18%
RLW	198	0	0	18	3	4	0	209	525	39.81%
TWR	35	0	0	4	1	0	0	38	94	40.43%
Tucker	214	0	0	9	3	6	0	214	622	34.41%
Varner	632	0	0	50	29	11	2	640	1,579	40.53%
Wrightsville	263	16	5	16	12	6	0	282	762	37.01%
Total	4,636	124	8	289	295	122	4	4,636	14,499	31.97%

ORCU Intake brought in 103 new STTG members into ADC last month.

STTG DISCIPLINARY REPORT – DECEMBER 2021

Unit	STTG Incidents	STTG Suspected Incidents	Total Unit Disciplinary	Disciplinary Involving STTG	Percentage
Benton	0	0	14	4	28.57%
Cummins	0	0	156	73	46.79%
Delta	0	0	106	55	51.89%
EARU	0	0	137	66	48.18%
Easter	0	0	17	6	35.29%
Grimes	0	0	113	49	43.36%
Hawkins	1	0	29	7	24.14%
Max	0	0	78	38	48.72%
Mcperson	0	0	127	17	13.39%
MCWR	0	0	1	0	0.00%
NCU	0	0	59	29	49.15%
NWAWR	0	0	6	2	33.33%
ORCU	0	0	117	37	31.62%
ORCU Intake	0	0	16	9	56.25%
Pine Bluff	0	0	40	20	50.00%
RLW	0	0	86	40	46.51%
TWR	0	0	1	0	0.00%
Tucker	0	1	44	30	68.18%
Varner	2	0	129	85	65.89%
Wrightsville	0	0	62	26	41.94%
Total	3	1	1,338	593	44.32%

STTG COUNTS BY STTG SET – DECEMBER 2021

STTG Set	Benton	Cummins	Delta	EARU	Ester	Grimes	Hawkins	Max	Mcperson	MCWR	NCU	NWAWR	ORCU	Intake	PB	RLW	TWR	Tucker	Varner	Wrightsville	Total
Asian	1	2	0	0	0	0	0	0	0	1	2	0	1	0	0	0	0	1	0	0	8
Bloods	15	146	43	102	17	74	5	58	3	11	37	10	56	9	20	41	7	37	137	56	884
Crips	6	84	16	79	5	38	5	34	8	1	27	3	48	4	18	15	3	15	93	39	541
Folk	3	57	0	56	2	34	12	28	7	0	15	6	72	15	5	7	2	20	62	14	417
GD	19	154	28	135	14	72	0	63	0	10	46	0	28	7	36	49	9	57	145	51	923
Mexican	1	21	6	10	6	12	1	3	3	2	5	1	5	1	6	11	0	4	25	11	134
Motorcycle	0	1	1	3	0	0	1	1	1	0	3	0	2	1	1	0	1	0	1	2	19
Other	3	22	9	16	13	12	0	6	3	0	13	1	23	3	9	9	1	9	21	8	181
People	1	24	5	21	3	24	1	19	2	0	10	1	16	2	7	7	0	8	20	10	181
Unknown	1	11	7	13	0	1	4	4	0	0	5	0	10	9	0	1	1	6	6	6	85
W/S	20	52	46	48	17	50	9	7	11	5	45	7	70	19	34	33	7	23	44	29	576
AB	0	8	0	4	1	4	1	1	0	2	1	0	3	2	0	2	0	3	13	4	49
AC	0	7	8	13	3	7	1	4	0	0	7	0	1	2	1	3	4	3	14	5	83
NAE	8	37	11	28	4	19	2	14	0	3	9	0	14	7	6	11	1	7	25	24	230
WAR	5	36	17	37	7	30	5	17	0	1	25	0	30	8	7	20	2	21	34	23	325
Total	83	662	197	565	92	377	47	259	38	36	250	29	379	89	150	209	38	214	640	282	4,636

Key:

GD = Gangster Disciples

W/S = White Supremacist

NAE = New Aryan Empire

WAR = White Aryan Resistance

AC = Aryan Circle

AB = Aryan Brotherhood

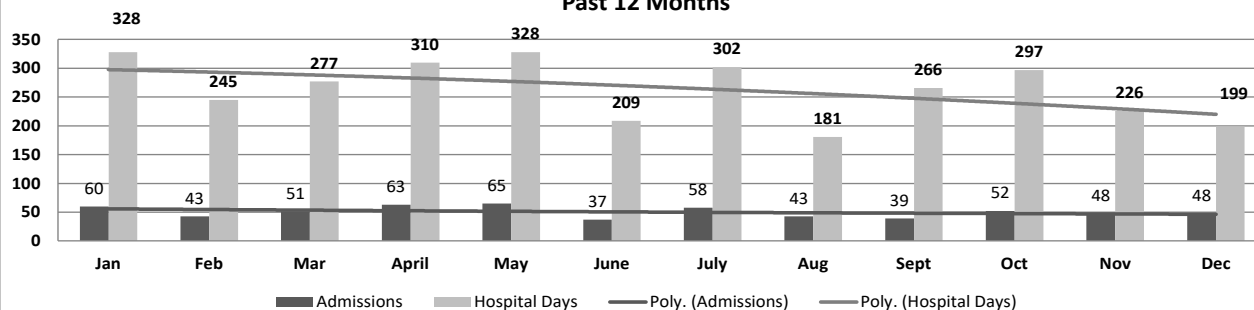
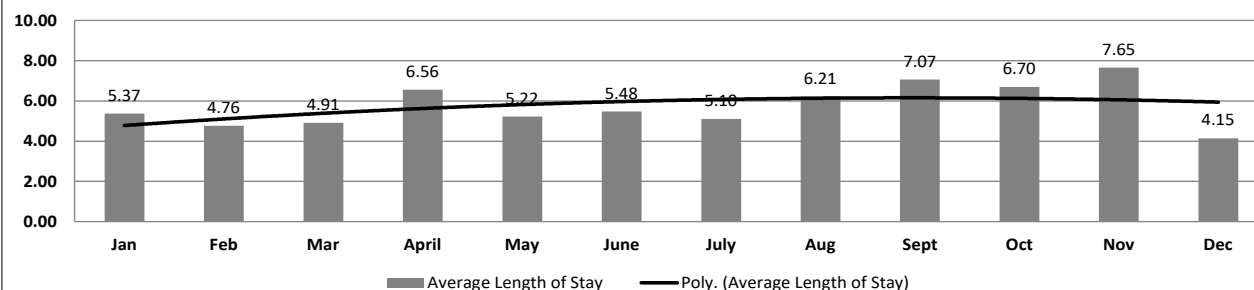
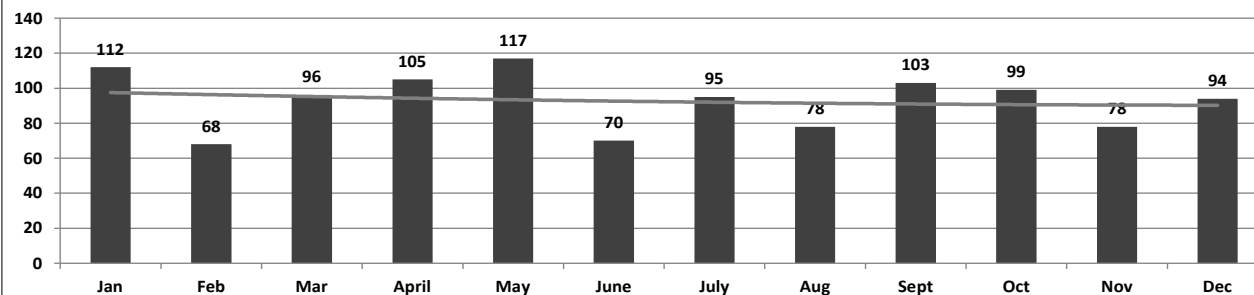
ADC INPATIENT AND EMERGENCY ROOM UTILIZATION

ADC Inpatient Statistics Past 12 Months

	2021												
	Jan	Feb	Mar	April	May	June	July	Aug	Sept	Oct	Nov	Dec	Average
Admissions	60	43	51	63	65	37	58	43	39	52	48	48	50.6
Hospital Days	328	245	277	310	328	209	302	181	266	297	226	199	264.0
Average Length of Stay	5.37	4.76	4.91	6.56	5.22	5.48	5.10	6.21	7.07	6.70	7.65	4.15	5.22

ADC ER Visits Past 12 Months

	2021												
	Jan	Feb	Mar	April	May	June	July	Aug	Sept	Oct	Nov	Dec	Average
Emergency Room Visits	112	68	96	105	117	70	95	78	103	99	78	94	92.9

ADC Inpatient Utilization
Past 12 MonthsADC Inpatient Average Length of Stay
Past 12 MonthsADC Emergency Room Visits
Past 12 Months

MEDICAL GRIEVANCE BOARD REPORT – DECEMBER 2021

Unit	<i>Acknowledged/ Received</i>	<i>Rejected</i>	<i>Reviewed & Signed by Dep Director</i>	<i>With Merit</i>	<i>With Merit, but Resolved</i>	<i>% With Merit</i>	<i>Without Merit</i>
Benton	0	0	0	0	0	0%	0
CMU	0	0	1	0	0	0%	1
Cummins	24	2	14	2	0	14%	12
Delta	4	1	1	0	0	0%	1
EARU	5	2	15	0	0	0%	15
EARU Max	10	0	16	0	0	0%	16
Ester	2	0	0	0	0	0%	0
Grimes	11	1	2	1	1	100%	0
Hawkins	0	0	0	0	0	0%	0
McPherson	3	4	1	0	0	0%	1
MCWRC	0	0	0	0	0	0%	0
MSU	16	1	14	0	1	7%	13
North Central	20	0	2	0	0	0%	2
NWAWRC	0	0	0	0	0	0%	0
Ouachita	11	1	16	0	1	6%	15
Pine Bluff	3	1	1	0	0	0%	1
Randall L. Williams	2	0	0	0	0	0%	0
SNN	0	0	0	0	0	0%	0
TRCC	0	0	0	0	0	0%	0
Tucker	5	2	7	0	0	0%	7
Varner	2	0	4	0	0	0%	4
Varner Super Max	8	1	5	1	1	40%	3
WRU	4	0	0	0	0	0%	0
WHM	0	0	0	0	0	0%	0
WWR	0	0	0	0	0	0%	0
Total	130	16	99	4	4	8%	91

CHAPLAINCY

Month: December Year: 2021	CUMMINS	DELTA REGIONAL	EAST ARKANSAS	EAST ARKANSAS MAX	ESTER	GRIMES	HAWKINS	MAXIMUM	MCPHERSON	NORTH CENTRAL	OUACHITA RIVER	PINE BLUFF	RANDALL L. WILLIAMS	TUCKER	VARNER	VARNER MAX	WRIGHTSVILLE	TOTAL
Services Chaplains Oversaw																		
Christian																		
Population	0	4	0	0	3	0	0	0	4	16	9	4	0	1	7	0	0	48
Segregation	0	0	0	0	3	0	0	0	0	0	0	0	0	0	0	0	0	3
Muslim																		
Population	0	0	0	0	2	0	0	3	4	10	5	5	0	0	3	0	0	32
Segregation	0	0	0	0	2	0	0	3	0	0	0	0	0	0	0	0	0	5
88																		
Volunteers in Charge																		
Protestant	0	2	0	0	0	0	0	0	0	0	4	0	0	8	0	0	0	14
Catholic	0	0	0	0	0	0	0	0	0	6	5	0	0	0	0	0	0	11
Muslim	0	0	0	0	0	0	0	0	0	0	0	0	0	0	0	0	0	0
Other	0	0	0	0	0	0	0	0	0	0	0	0	0	0	0	0	0	0
Baptism	0	0	0	0	0	0	0	0	0	0	0	0	0	0	0	0	0	0
Marriages																		
	0	0	0	0	0	0	0	0	0	0	0	0	0	0	0	0	0	0
Distributed by Chaplains																		
Greeting Cards	4,000	6	61	84	910	24	8	2,032	2,000	2,960	300	1,547	52	1,437	3,066	1,794	400	20,681
Bibles,Quran,Torrah, Etc.	43	21	2	28	15	9	12	527	50	8	175	21	38	238	19	22	30	1,258
Study Course	0	7	12	11	100	5	100	0	0	6	55	21	2	63	4	4	0	390
Writing Supplies	0	0	0	0	36	14	400	572	15	0	500	0	0	43	0	0	0	1,580
Literature	2,390	0	474	459	530	132	220	49	0	300	325	415	488	725	1,512	821	1,500	10,340
Chaplain's Visits																		
Barracks	102	46	72		24	66	10	21	38	73	32	21	27	112	346	24	15	1,029
Approximate Hours Spent in Barracks	55	13	10	0	9	18	1	8	5	18	9	10	14	28	130	17	4	349
Inmate Office visits	35	126	32	0	56	63	15	7	41	10	27	14	16	108	54	0	17	621
Other Office visits	22	10	24	2	20	12	8	5	35	14	39	50	0	45	20	9	7	322
Hospital	0	0	0	0	0	0	0	0	0	0	13	0	0	3	0	0	0	16
Infirmary/Sick Call	8	2	8	0	4	3	0	10	1	4	11	0	3	1	3	5	4	67
Restrictive/Punitive Housing	8	4	0	28	2	4	7	12	10	4	13	4	5	17	0	13	3	134
PC - DRU		5																5
Visitation Days	0	0	0	0	0	0	0	0	0	0	0	0	0	0	0	0	0	0
Volunteer Visits																		
RCV	0	0	0	0	0	0	0	0	0	0	0	0	0	0	0	0	0	0
OCV	0	0	0	0	0	0	0	0	0	0	0	0	0	58	0	0	0	58
Spiritual Advisor	0	0	0	0	0	0	0	0	0	0	0	28	0	74	0	0	0	102
CRA	6	1	0	0	3	65	18	34	33	11	32	3	62	65	0	0	4	337
Religious Volunteer Hours																		
Volunteer Hours	42	4	0	0	31	321	38	29	177	36	210	28	62	112	0	0	24	1,114
Denominational/Volunteer Chaplain Hours	25	13	0	0	175	74	96	8	21	172	9	6	0	7	0	0	30	636
																		1,750
Other Activities of Chaplain																		
Counseled Employees	7	6	6	0	9	6	6	1	13	5	23	2	5	2	85	0	5	181
Orientation Sessions	2	0	0	0	0	0	4	0	0	0	0	0	0	0	0	0	0	6
Free World Devotions	0	1	4	0	4	7	0	0	5	0	2	0	2	2	18	0	0	45
Spoke in Churches	2	0	3	0	4	1	0	0	2	0	1	12	0	3	18	0	0	46
Crisis Intervention Sessions	17	18	2	0	0	0	7	0	15	6	21	5	6	16	1	3	8	125
Marriage Counseling	0	0	1	0	0	1	0	0	1	0	0	0	0	0	0	0	0	3
Denominational Meeting	0	0	0	0	2	0	1	0	1	0	0	0	0	0	0	0	0	4
Chaplain's Meeting	1	1	0	0	1	1	1	0	1	0	1	1	1	1	2	0	1	13
Volunteer Training Session	0	0	0	0	0	0	0	0	0	0	0	0	0	6	0	0	0	6
Chaplain Transfers																		
	0	0	0	0	0	0	0	0	0	0	0	0	0	0	0	0	0	0
Chaplain Promotions																		
	0	0	0	0	0	0	0	0	0	0	0	0	0	0	0	0	0	0
PAL PROGRAM																		
Enrolled at start of month	47	22	46	0	55	45	27	25	50	58	31	0	0	51	49	0	20	526
Enrolled during the month	2	0	0	0	2	2	3	0	14	11	1	0	0	1	2	0	0	38
Removed From PAL Program																		
# Paroled	0	0	1	0	0	1	0	1	7	0	0	0	0	0	1	0	0	11
# Completed	0	0	0	0	0	0	0	1	0	0	0	0	0	1	0	0	0	2
# Withdrew	1	0	0	0	0	1	0	2	1	5	0	0	0	0	1	0	0	11
# Removed	0	0	0	0	0	0	1	1	2	4	0	0	0	4	1	0	0	13
# Transferred	1	0	0	0	2	0	1	0	2	3	0	0	0	0	0	0	0	9
Total Removed from PAL Program	2	0	1	0	2	2	2	5	12	12	0	0	0	5	3	0	0	46
Total Enrolled at the End of the Month	47	22	45	0	55	45	28	20	52	57	32	0	0	47	48	0	20	518
Volunteers In PAL																		
	0	0	0	0	6	13	10	5	0	6	2	0	0	0	0	0	0	42
Special Events:																		
	1	1	1	1	1	1	1	1	1	1	1	1	1	2	1	1	1	18

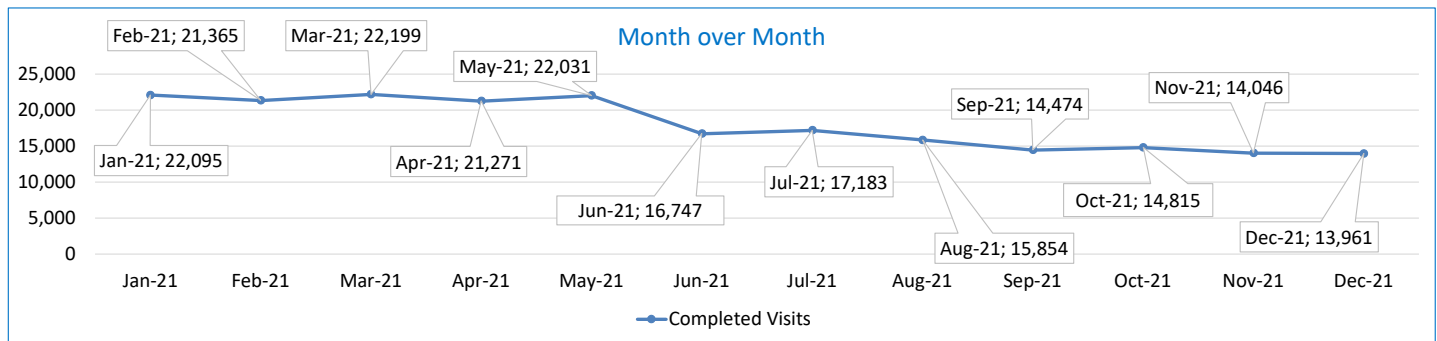
SECURUS VIDEO VISITATION REPORT DECEMBER 2021

AR-DOC SVV Activity Tracker

Total ADP 14,604

Total Visits by Month	Jan-21	Feb-21	Mar-21	Apr-21	May-21	Jun-21	Jul-21	Aug-21	Sep-21	Oct-21	Nov-21	Dec-21
Total (Includes SuperMax)	22,095	21,365	22,199	21,271	22,031	16,747	17,183	15,854	14,474	14,815	14,046	13,961
Target Objective	15,587	15,587	15,587	15,587	15,587	15,587	15,587	15,587	15,587	15,587	15,587	15,587

Anywhere Visitation Performance:



Completed Visits

Site	Current Month	Previous Month
Benton	281	358
Cummins	1,262	1,248
Delta Regional	653	643
East Arkansas Regional	1,693	1,735
Ester	636	677
Grimes	1,013	920
J Aaron Hawkins Sr.	717	619
Tucker Max	615	667
Mcpherson	624	600
Mississippi County WRC	73	153
North Central	1,373	1,347
NW Arkansas WRC	51	36
Ouachita River	1,462	1,423
Pine Bluff Complex	327	302
Randall L Williams	500	485
State Police Barracks	96	140
Texarkana Regional	69	83
Tucker Unit	260	298
Varner	1,297	1,362
Wrightsville Unit	907	892
Pine Bluff Re-Entry	52	58
Tucker Re-entry	0	0
Total:	13,961	14,046

Missed by Inmate

Site	Current Month	Previous Month
Benton	24	11
Cummins	62	32
Delta Regional	11	16
East Arkansas Regional	45	26
Ester	8	8
Grimes	13	17
J Aaron Hawkins Sr.	6	27
Tucker Max	19	32
Mcpherson	21	14
Mississippi County WRC	56	11
North Central	12	19
NW Arkansas WRC	11	3
Ouachita River	46	52
Pine Bluff Complex	8	5
Randall L Williams	13	5
State Police Barracks	2	1
Texarkana Regional	11	4
Tucker Unit	21	26
Varner	128	27
Wrightsville Unit	6	4
Pine Bluff Re-Entry	3	0
Tucker Re-entry	0	0
Total:	526	340

SECURUS TABLET REPORT DECEMBER 2021

Facility Name	Subscription	Facility	Officer	Total	New Subscriptions
Benton Unit	75	16	8	99	1
Cummins Unit	243	109	14	366	14
Delta Regional Unit	69	38	16	123	7
East Arkansas Regional Unit	151	107	10	268	3
Ester Unit	89	142	20	251	2
Grimes Unit	95	48	14	157	11
J. Aaron Hawkins Sr Center For Women	112	73	19	204	2
McPherson Unit	105	91	15	211	21
Mississippi County Work Release Center	38	4	9	51	1
North Central Unit	135	87	10	232	10
Northwest Arkansas Work Release Center	33	2	8	43	2
Ouachita River Correctional Unit	198	104	14	316	11
Pine Bluff Reentry Center	14	4	0	18	1
Pine Bluff Unit	60	7	8	75	3
Randall L. Williams Facility	36	28	14	78	6
State Police Barracks	22	0	3	25	0
Texarkana Regional Correctional Center	24	2	10	36	1
Tucker Maximum Security Unit	66	42	15	123	6
Tucker Reentry Center	0	45	3	48	0
Tucker Unit	79	64	10	153	3
Varner Unit	151	58	20	229	16
Wrightsville Unit	84	47	6	137	4
TOTAL	1,879	1,118	246	3,243	125

CONSTRUCTION BUDGET / STATUS REPORT - JANUARY 7, 2022 — [Page 1 of 2]

Fund	Project Description	Total Projected Spent	Budget	Available Funds	\$ % Complete	Construction % Complete	Notes
700483A	EARU Max Rec Expanded Metal Rec Yard	825,270	879,000	53,730	94%	64%	Construction of the Rec Pens at EARU began on 1/03/2022.
700483A	Tucker Max Expanded Metal Rec Yard	1,137,946	1,800,000	662,054	63%	0%	DBA Approved to proceed. We are constructing the panels on-site. Material list has been ordered and delivered.
700483A	Cummins Expanded Metal Rec Yard	50,012	368,617	318,605	14%	0%	Plans on hold, will modify for exp. metal
KBR4Q95	Bullpens	388,676	851,999	463,323	46%	98%	Varner & EARU complete. Installation underway at Max. Locks delivered. Working on bullpens now.
KBR4Q95	13 & 15 Barracks Door Revisions	119,111	174,000	54,889	68%	68%	All doors and locks installed in 13 Barracks. We are fabricating the revisions at this time on the hill.
700485A	Integrity Energy Improvements at EARU & Delta	16,961,127	17,010,204	49,077	100%	99%	lights (100%), plumbing 100%, water (100%), compost (100%), & solar (100%), HVAC (100%). Only Training is incomplete.
7004828	Integrity Energy Improvements Phase 2 at Tucker and Max	2,546,931	18,603,150	16,056,219	14%	35%	Lighting is complete at the Max. HVAC has began at Tucker. Plumbing has began at the MAX. Lighting has moved over to Tucker.
KBSHW18	Tucker Water Treatment	52,151	1,093,848	1,041,697	5%	0%	The original blueprints has been completed and approved. The detail drawings for design is almost complete. Projection is 1/24/2022 for submittal to DBA for final approval.
KBSFW18 KBR4Q95	Max Armory	67,089 -	100,000	32,911	67%	0%	We have our notice to proceed from DBA. Project projected to begin on-site 2/1/2022.
7004810	Administrative East Roof Replacement	62,171	1,802,000	1,739,830	3.5%	0%	Project will be advertised on 1/16 & 1/23. Bid opening set for 1/27/2022.
7004810	Central Warehouse Roof Replacement	20,620	424,000	403,381	4.9%	0%	
7004810	RLW Roof Replacement	123,236	3,074,000	2,950,764	4.0%	0%	
22V	NWARWRC Laundry and Commissary	243,019	250,000	6,981	97%	97%	Project is complete except for a punch list and sidewalk pour.
865C 7004820 KBR4Q95	NCU Perimeter Security	20,625 519,663 6,275	600,000	53,437	91%	0%	Project is under review at DBA for the change order to a visual surveillance alternate to the microwave fence system. Should have approval the week of 1/14/2022.
N98	Max Re-Entry Generator Project	16,635	135,000	118,365	12%	0%	Plans submitted to DBA. We have received our notice to proceed on this project.
KBR4Q95	NCU Replacement Generator Project	182,463	202,000	19,537	90%	35%	DBA Approved. Generator is purchased. ETA is March 15, 2022.
7004820	Tucker Asbestos Abatement	371,031	448,000	76,969	83%	100%	Performance of this contract is Complete.
7004820	Tucker 10 Barracks Sidewalk	13,457	70,259	56,802	19%	85%	Sidewalk is complete. We have installed post and wrapping with fence. Running conduit and pulling wire for lighting and cameras.



CONSTRUCTION BUDGET / STATUS REPORT - JANUARY 7, 2022 — [Page 2 of 2]

Fund	Project Description	Total Projected Spent	Budget	Available Funds	\$ % Complete	Construction % Complete	Notes
7004820	Lethal Fence Control for Cummins, Varner SuperMax, Tucker Max, & EARU	58,071	875,000	816,929	7%	0%	Project was bid through DBA on 12/21/2021 and low bid came in at \$1,080,000. Bid was rejected.

Telephone Projects

Maintenance & Operations	Fire Alarm Upgrades (All Units)	34,139	41,000	6,861	83%	80%	on-going
	Stainless Steel - Kitchen/Shower/Restrooms - All Units	18,738	20,000	1,262	94%	92%	continual need
	Gates and Fences all units	23,300	25,000	1,700	93%	90%	to improve security
	ACA Maintenance	79,113	100,000	20,887	79%	40%	Working with NNAWR, Wrightsville, Pine Bluff Complex, Texarkana, Benton and Tucker with 2022 ACA.
	ADA Projects - All Units	2,800	10,000	7,201	28%	20%	Working with Varner for the sports field sidewalk.
	Fast Top Floor Systems (kitchen/laundry/showers all units)	15,920	25,000	9,080	64%	60%	Benton complete. Ouachita kitchen material has been ordered and awaiting arrival.
	Camera Equipment - All Units	163,580	250,000	86,420	65%	55%	cameras as requested/approved.
	Lock/Riot Gates - All Units	15,889	90,500	74,611	18%	15%	on-going.
	AC Units-All Units	68,495	70,000	1,505	98%	96%	repairing & replacing daily.
	Subtotal	\$ 421,974	\$ 631,500	\$ 209,526			

Capital Projects FY21 Carry Forward	Metal Ceilings	0	25,000	25,000	0%	0%	Wrightsville showers are underway.
	ORCU Gravel Pit Operations	13,975	35,000	21,025	40%	35%	on-going.
	Dog Kennel/Horse Stable Malvern	25,597	48,000	22,403	53%	75%	Pad poured, walls erected and roof being installed as of 1/06/2022.
	Emergency Generator - All Units	75,284	250,000	174,716	30%	25%	Cummins 300kW generator complete. Hawkins Unit Gen is installed and operational. Max Gen mat'l rec'd, Generator rec'd. Cummins East Bldg. we have approval awaiting Max generator install.
	Tucker 4 new filters & one aeration tank	8,943	10,000	1,057	89%	100%	Project is complete.
	Roof Repairs-Cummins	0	130,700	126,101	4%	0%	Prepared large order for multiple Units. Need repairs at ORCU, Wrightsville, Cummins & others. Varner & ORCU working on repairs, received TPO. Office of State Procurement secured a State contract to purchase roofing materials.
	Roof Repairs-Cummins Laundry	0				0%	
	Construction/Maintenance	0				0%	
	Roof Repairs-Delta	3,757				0%	
	Roof Repairs-East Arkansas	0				0%	
	Roof Repairs-Max	0				0%	
	Roof Repair - NCU	842				0%	
	Roof Repair - RLW	0				0%	
	Roof Repairs-Tucker	0				0%	
	Roof Repairs-Varner	0				0%	
	Roof Repairs-Wrightsville	0				0%	
	Subtotal	\$ 128,397	\$ 498,700	\$ 370,303			

New Projects	Delta Perimeter	530,103	622,000	91,897	85%	0%	Project is under review at DBA for the change order to a visual surveillance alternate to the microwave fence system. Should have approval the week of 1/14/2022.
	Wrightsville Perimeter	0	-	0	0%	0%	
	PB Warehouse Drive Replacement	0	118,000	118,000	0%	0%	Project suspended.
	Subtotal	\$ 530,102.67	\$ 740,000	\$ 209,897			
	Architect Fees	16,217	30,000	13,783	54%		
	Total	\$ 1,096,691	\$ 1,900,200	\$ 803,509			