



**DIVISION OF
COMMUNITY
CORRECTION**

Director's Report

August 2021

Jerry Bradshaw, Director

From the Director

Congratulations to Sgt. Carl Miner of the **North-east Arkansas Center** in Osceola, who was recognized by the Southern States Correctional Association during its recent national convention in Georgia. Miner was presented with the Humanitarian Award for his outstanding service in the community.




Area 6 Parole/Probation Manager Dana Alberson and Agent Audriana Passafiume, along with DOC Recruiter Delilah Ingram represented ACC/ADC at the Central Arkansas Job Fair at the Conway Expo Center.



The Pine Bluff Parole/Probation Office responded to the CASA Women's Shelter's need once again for their "Keeping It Clean with CASA" project by donating undergarments and cleaning supplies. The project was organized by **Area 11** Agent Dametria Rochelle.



Congratulations to the **East Central Arkansas Center** residents, who are enrolled in Arkansas State University Mid-South's ADWORC Work Ready Industry Essentials course, for completing their first week and passing their first test. ADWORC teaches lessons on customer service, time management, conflict resolution, teamwork, and hand tool use, just to name a few things. These residents will be able to obtain the following National Certifications: OSHA 10 Industry Safety, CPR/First Aid, National Career Readiness Certification, and Forklift Driving. The East Central Center is located in West Memphis.



Congratulations to Lt. Roy Huff on his recent promotion from Seargent to Lieutenant at the **Central Arkansas Center** in Little Rock. Lt. Huff, shown below with Center Supervisor Mark Warner, is a great asset to CAC.



Congratulations to **Area 8 Agent Johnnie Tyson** for being selected by his peers to be Employee of the Month for July. Some of the reasons given by his coworkers are:

"Tyson is always helping someone. You are very much

appreciated." "Always pleasant and helpful." "Always willing to help his co-workers even if they are not on his team." "Tyson is always willing to assist others without being asked. He is not only assisting his fellow co-workers but his offenders as well. He has come to me requesting clothes for his offenders due to them not having any. He is always smiling even if he is having a bad day. He always acknowledges and greets you with a warm hello."

Community service workers, two of whom are shown below getting ready to head to the job site, from the Mena office (**Area 5**) moved sand and helped to set up a new volleyball court at Tapley Sports Complex. Mayor Seth Smith commended the completed work.



The **Southwest Arkansas Center** in Texarkana held a Cognitive Behavior and Decision Making Skills workshop led by Rodney Hartfield. There were 27 residents who were able to attend the program.



Area 5 Career Planning and Placement Specialist Paula Cox in the Mena office participated an Adult Education Committee meeting at U of A Rich Mountain to discuss more certification opportunities for offenders.

During June and July, the employees of **Omega** bought 155 boxes of cereal to donate to a local foodbank for the Summer Cereal Drive that provides healthy breakfast to children in Arkansas.

Congratulations to Demonte Smith on his promotion to Sergeant at the **East Central Center** in West Memphis. Sergeant Smith started his career in corrections shortly after he graduated high school. He has multiple certificates in different fields such as martial arts, first aid, and computer technology. He's currently attending East Arkansas Community College, working toward a Criminal Justice degree. He has been recognized with both the Shining Star Award and the Promise Award since being employed with the center. At 20 years old, he also is the youngest sergeant at the facility.



Congratulations to Michael Matlock on his promotion to Captain at the East Central Center in West Memphis. Captain Matlock has worked in the field of Law Enforcement for more than 30 years. His career path includes work in the military police, as a police chief, in private security, and other leadership positions in law enforcement. He attended Black River Technical College with a study emphasis on law enforcement. Additionally, he holds several advanced trainings to include certified police officer, certified law enforcement instructor, certified firearms instructor and range master. Captain Matlock has also worked in leadership within other professionals arenas. We are excited to see how he enhances our security department and adds to the leadership team.



Residents and staff at the **Central Arkansas Center** in Little Rock were treated to a dinner from the Real Men, Real Life, Real God Ministries in Jonesboro. The staff and residents got barbecue sandwiches, baked beans, potato salad, coleslaw, tea, and cookies. After dinner, the ministry group conducted a meeting for residents which included a study lesson and offered personal testimony of their personal struggles with addiction and becoming sober.



The Work of Parole/Probation Officers and Agents

Area 2 Agent Steve Simers found weapons and drugs during a home visit. Items found included a .22 caliber pistol, Xanax pills, glass pipes used to consume methamphetamine and marijuana, small plastic baggies containing marijuana and methamphetamine, digital scales with white powder residue, and a Remington 12-gauge pump shotgun. All subjects were taken into

custody by Salem Police Department and transported to Fulton County Detention Center.



Area 2 Agent Jeffrey Baumgardner was contacted by the Boone County Sheriff's Department seeking assistance in the arrest of an offender on Rape charges. The Harrison police department SWAT unit was utilized to gain entry to the subject's residence and though the offender was not in the home, officers found drug paraphernalia and a loaded handgun. The offender was taken into custody without incident during a traffic stop.

Drugs and a stolen weapon were discovered by **Area 11** officers and agents during a home visit. Items found included shotgun and rifle ammunition, a .22 rifle, a white, powdery crystal-like substance believed to be methamphetamine, nine syringes - including three

of which contained a liquid substance, two marijuana grinders and a plastic container with a green leafy substance suspected to be marijuana. The offender was taken into custody by deputies and transported for questioning.



Area 8 Agents Roderick McGruder and Violet White, working with Little Rock Police SWAT and a Drug Enforcement Agency task force, searched an offender's Little Rock home and found 1/2 oz. of cocaine, 3.5 grams of meth, 3 oz. of fentanyl, and 2.5 grams of marijuana. The DEA task force collected all evidence and the offender was taken into custody.

Area 8 Agents Rodney Wright and Ryan Gordon conducted a home visit in Mabelvlae and discovered approximately 3 grams of methamphetamine and drug paraphernalia. Little Rock Police collected the evidence and the offender was taken into custody.

Drugs, a gun and drug paraphernalia were found in an offender's home when **Area 8** Agents Violet White, Rodney Wright and Roderick McGruder searched the home following a tip that the offender was involved



in narcotics distribution. Marijuana was found in the offender's car and a clear plastic bag containing suspected cocaine, digital scales, a large bag of suspected marijuana and a handgun were found in the offender's home. The scene was turned over to Little Rock Police Department Narcotics division. In total 1 pound of marijuana and 8 ounces of cocaine were seized, as well as the handgun. The offender was charged with Possession of Meth/Cocaine with Intent, Possession of Drug Paraphernalia Meth/Cocaine, Possession of Schedule VI Controlled Substance with Intent, Distribution of Controlled Substances Near Certain Facilities, Maintaining a Drug Premises, Possession of Firearm by Certain Person, and Simultaneous Possession of Drugs and Firearm. He was transported to the Pulaski County Jail with a parole hold.

Area 8 Agents McGruder and Gordon and Officer Marie Warrent took an offender with three warrants into custody during a home visit. In addition to the warrants, the offender also had 7 grams of suspected methamphetamines in her purse.

Agents in **Area 8** located approximately 6 grams of suspected methamphetamine in an offender's purse and a gun was found during a home visit in Little Rock. She was transported to the Little Rock Police Department.



During a home visit, **Area 8** officers and agents took an offender into custody who had an active warrant for Aggravated Robbery out of Little Rock.

Treatment Program Summary:

1,613 probationers and parolees were served in the general Substance Use Disorder Treatment Programs. Additionally 1,233 participants were served in the Drug Court Treatment Programs, bringing the total served to 2,846.

A total of 527 residents have agreed to participate in Medication Assisted Treatment (MAT) since the program started in July 2018 - 254 are discharged with follow up in progress in the community and 70 have completed the program. A partnership is in effect with 66 community providers to continue MAT upon release from an center.

General Treatment Program Summary (Non-Drug Court):

Substance Use Disorder Treatment - 1,050 participants
Case Management - 137 participants
Continuing Care - 365 participants
Domestic Violence Prevention - 11 participants
Life Skills - 67 participants
Tobacco Use Treatment - 9 participants

Area 1 Treatment staff implemented a gender specific trauma group for women following completion of training of trainers workshop on Trauma Informed Care.

COVID-19 vaccine promotion continues among Treatment staff and most have had the vaccine. In-person services are currently curtailed and recommended COVID prevention protocols are reemphasized due to the Delta variant.

Reentry Facilities: (7 Licensed)

As of July 31, ACC has 7 licensed reentry facilities with 225 total residents currently in Phases I-IV of the Reentry Facility program. During July, there were 17 reentry graduates.

During July, 46 new residents were transferred into the reentry program, 23 residents started WAGE classes, 3 residents completed WAGE classes, 17 started the Career Readiness Certificate program, 4 residents completed the Career Readiness Certificate program and 12 resident started GED classes. A total of 22 Reentry Facility residents received their driver's license, 25 received an ID card, 13 received their Social Security card and 30 received birth certificates.

Reentry Officers:

During July, there were 153 residents reported to be employed and 38 residents were reported to be ineligible for employment at this time. Reentry Officers reported 12 education referrals that resulted in an enrollment. Reentry Officers conducted 186 Reentry Facility office visits, 102 Phase IV office visits, 94 office visits, 23 Phase IV home visits, and 72 pre-parole plan verifications.

Transitional Housing:

At the end of July, there were 22 licensed vendor/non-vendor facilities with 432 ACC funded residents living in a facility.

Within the transitional facilities, there are 270 residents who have obtained full-time employment, 24 are employed part-time, 23 are receiving disability, and 115 are pending employment and/or left the facility prior to obtaining employment.

This month, one resident in transitional housing is reported to have enrolled in GED classes, 26 residents received their driver's license, 88 received an ID card, 56 received their Social Security card and 44 received

birth certificates. A total of 48 residents graduated from the transitional housing program, 54 absconded, and 27 were dismissed.

There are 47 registered sex offenders living in a transitional facility.

Arkansas Works:

During the month there were approximately 314 individuals screened for the Arkansas Works program. A total of 845 individuals who submitted an application and 370 released who enrolled in a "Qualified Health Plan" as reported by Eaton Agency.

ACC Reentry on the Road:

The Reentry Team held its first Reentry on the Road event for 2021 and saw a large turnout in Blytheville. Attendees included ACC staff, judges, the Governor's liaison, area law enforcement, educators, workforce staff, second chance employers, Goodwill staff, and the sheriff and jail administrator from Sevier County who joined via zoom to talk about their jail reentry program. Roundtable discussion followed with an action plan to create a coalition and move forward with reentry efforts in Mississippi County. Photos are below.




USDWA Conference hosted by Arkansas

Arkansas and the Arkansas Department of Corrections hosted the 2021 United States Deputy Wardens Association Conference which was held in Hot Springs during the last week of July with Center Supervisor Mark Warner leading the meeting as president of the national association.

DOC staff and guests from around the nation experienced seminars and enjoyed speakers on a wide variety of correction-oriented topics. TI King shared: “Wednesday I spoke at the US Deputy Wardens association conference in Hot Springs. Deputy wardens and law enforcement from across the nation were there to train and learn how Arkansas operates. I spoke on my own experience and the need for reentry programs on the inside and out. The most impactful portion was the question 'What's in it for you?' At first thought, the answer is nothing. But when you think of the 23,000 on parole and the 26,000 in prison, you start to see that these are people living in your community, your neighbors, people pumping gas next to you, etc. With a 57% rate of men and women going back to prison, you see how you could make a difference in their lives and everyone in your community. 57% are likely to commit a new crime. Changing that percentage to be much lower or nonexistent creates a much better outcome for the parolee, their families, you, your family, etc. Hopefully at least one person there heard that and took it back to their workplace.”

Another speaker, Fitz Hill, stated: “Truly enjoyed speaking to the United States Wardens Association today. We are intentional about building collaborative partnership with The Derek Olivier Research Institute for the Prevention of Gun Violence. Wardens have a huge responsibility in rebuilding and restoring the broken men and women they incarcerate. They have an awesome opportunity to grow hope to the hopeless in a controlled environment. The stories shared with me by a few of the Wardens inspires me to continue in the grind.”



Centers to use Cognitive Processing Therapy

Treatment staff at the East Central Arkansas Center in West Memphis and at the Northeast Arkansas Center in Osceola recently completed training in Cognitive Processing Therapy.

Eight staffers completed the 16-hour training as both centers are using the therapy method to address trauma.

Cognitive Processing Therapy (CPT) is a type of Cognitive Behavioral Therapy and one of a small number of gold-standard treatments for post-traumatic stress disorder, a condition that is very prevalent among people with addiction (up to 60% of people with substance use disorders have had PTSD at some time in their life).

In CPT, residents learn to identify, modify, and challenge beliefs that have interfered with their ability to recover from traumatic events that they have experienced. Addressing trauma and treating PTSD symptoms is foundational in the treatment of addiction, as many people use substances to cope with negative feelings and emotions stemming from the trauma.

In the time since the training, each center has also started running their first CPT groups. Keva Jeffery and Nasstacia Speed are leading the group at the East Central Center and Kattie Fortier and Martha Washington are leading groups at the Northeast Center. All are doing an outstanding job of running the groups per their trainers, who they meet with weekly to receive ongoing advanced consultation to extend their learning.

This training has been made possible through a grant from the National Institute on Drug Abuse, which was awarded to Dr. Melissa Zielinski, (shown at right) a clinical psychologist and researcher at UAMS, who has also been volunteering in various ACC and ADC facilities since 2013.

For the past two years, Dr. Zielinski has been working with ECAC and NEAC's treatment staff to adapt CPT to better fit correctional settings. Treatment supervisors Flossie Lane and Patsy Hughes have been instrumental in setting the programs up for success as has been the support of Venita Banister, Assistant Director of Residential Treatment.

In the near future, Dr. Zielinski and her research team will begin a pilot study to test CPT's effectiveness on reducing drug use post-incarceration as well as learn strategies for how to help centers sustain interventions like CPT over time. What is learned in the pilot will help inform centers in Arkansas and nationally, as this is the first study that is attempting to gain knowledge on how to support correctional centers in delivering CPT.

The full list of treatment staff who attended the training and that should be commended for their hard work include:

East Central Center – Keva Jeffrey, Nasstacia Speed and Patsy Hughes

Northeast Center – Kattie Fortier, Martha Washington, Joseph McCorkley, Leslie Hardesty, Flossie Lane



Comprehensive Opioid Abuse Program (COAP) Clinical Report- July 2021

Locations:	Status		Assessments	Groups	Individuals	MAT	Total Assesments
Area 2- Melbourne, Izard County	Active 12/19		0	8	1	1	4
Area 2- Berryville, Carroll County	Active 9/19		3	8	40	2	42
Area 2- Mtn. View, Stone County	Active 7/19		1	8	10	0	39
Area 3- Newport, Jackson County	Active 11/19		1	8	3	1	37
Area 3- Walnut Ridge, Lawrence County	Active 10/19		0	8	10	2	11
Area 3- Pocahontas, Randolph County	Active 7/19		0	8	4	1	9
Area 4- Paragould, Green County	Active 8/19		3	8	18	2	36
Area 4- Hardy, Sharp County	Active 10/19		0	8	2	1	21
Area 5- Clarksville, Johnson County	Active 7/19		0	8	4	1	10
Area 5- Ozark, Franklin County	Active 1/20		0	8	1	1	4
Area 6- Danville, Yell County	Active 7/19		0	8	1	3	18
Area 6- Morrilton, Conway County	Active 8/19		0	0	0	0	14
Area 10- Arkadelphia, Clark County	Active 8/19		0	8	0	0	31
Area 10- Sheridan, Grant County	Active 7/19		0	8	0	0	20
Area 12- Lewisville, Lafayette County	Active 8/2020		0	8	1	0	4
Total	15		8	112	95	15	300
Advisor Program Data:	Admissions	Active	D/S	GRAD	U/S	REF	Aftercare
Clarksville, Ozark, Arkadelphia, Sheridan, Lewisville	6	44	9	0	9	0	10
Pocahontas, Walnut Ridge, Paragould, Newport, Hardy (Vacant)	0	0	0	0	0	0	0
Danville, Morrilton, Moutain View, Berryville, Melbourne (Vacant)	0	0	0	0	0	0	0
Total for Month	6	44	9	0	9	0	10

Key: U/S Unsuccessful D/S Discharges REF Referrals

1-Transfer Out of State

COVID19 Precautions in P/P Offices

Aftercare Implemented due to COVID19

Parole/Probation Fee Collections and Waivers

	Jul-20	Aug-20	Sep-20	Oct-20	Nov-20	Dec-20	Jan-21	Feb-21	Mar-21	Apr-21	May-21	Jun-21	Jul-21
Area 1 - Fayetteville													
Fees Possible	162,295	158,410	156,345	154,455	153,965	150,920	149,205	150,570	150,430	150,990	150,430	149,485	149,380
Fees Collected	153,413	153,390	147,777	140,640	130,474	135,800	165,590	133,284	203,089	149,681	139,080	138,642	138,245
% Collected	95%	97%	95%	91%	85%	90%	111%	89%	135%	99%	92%	93%	93%
% Paying Offenders	51%	55%	55%	56%	53%	55%	62%	54%	67%	57%	55%	57%	57%
% Employed	84%	85%	85%	86%	86%	86%	87%	86%	87%	87%	88%	88%	89%
Fees Converted	840	3,075	1,285	2,834	1,835	2,325	2,895	2,399	1,787	1,529	2,208	1,883	2,797
% Converted	1%	2%	1%	2%	1%	2%	2%	2%	1%	1%	1%	1%	2%
Fees Waived	3,535	3,430	3,395	3,360	3,500	2,485	2,625	2,730	2,800	2,380	2,275	1,995	2,380
% Waived	2%	2%	2%	2%	2%	2%	2%	2%	2%	2%	2%	1%	2%
Area 2 - Mountain Home													
Fees Possible	73,675	73,185	71,225	70,630	70,455	69,825	70,105	70,000	69,825	68,565	69,895	69,650	70,560
Fees Collected	72,821	75,731	66,116	72,686	63,387	66,965	76,653	66,813	88,189	77,509	62,321	65,752	68,877
% Collected	99%	103%	93%	103%	90%	96%	109%	95%	126%	113%	89%	94%	98%
% Paying Offenders	58%	62%	60%	65%	60%	63%	67%	60%	69%	65%	58%	60%	60%
% Employed	83%	84%	85%	84%	84%	84%	82%	83%	84%	84%	85%	87%	87%
Fees Converted	-	593	308	45	250	118	110	342	262	39	-	132	-
% Converted	0%	1%	0%	0%	0%	0%	0%	0%	0%	0%	0%	0%	0%
Fees Waived	525	455	595	490	560	385	490	525	525	385	490	420	420
% Waived	1%	1%	1%	1%	1%	1%	1%	1%	1%	1%	1%	1%	1%
Area 3 - Searcy													
Fees Possible	128,240	127,750	126,350	124,250	124,285	122,640	120,435	119,000	116,795	116,200	115,570	114,520	113,855
Fees Collected	115,421	117,476	114,663	114,692	104,536	110,401	124,294	106,011	162,838	116,378	103,755	99,533	102,560
% Collected	90%	92%	91%	92%	84%	90%	103%	89%	139%	100%	90%	87%	90%
% Paying Offenders	54%	54%	57%	57%	55%	57%	61%	55%	70%	59%	57%	56%	57%
% Employed	78%	78%	79%	80%	79%	78%	78%	78%	78%	79%	80%	80%	80%
Fees Converted	880	1,915	1,190	708	1,138	2,051	645	638	1,785	1,122	1,293	1,415	1,161
% Converted	1%	1%	1%	1%	1%	2%	1%	1%	2%	1%	1%	1%	1%
Fees Waived	4,795	4,725	5,180	4,690	4,760	4,550	4,935	4,165	4,200	3,990	3,640	3,920	3,745
% Waived	4%	4%	4%	4%	4%	4%	4%	4%	4%	3%	3%	3%	3%
Area 4 - Jonesboro													
Fees Possible	105,595	106,540	104,685	102,795	102,235	102,515	101,465	101,255	100,415	100,485	102,375	100,450	101,990
Fees Collected	95,859	97,506	93,378	94,548	78,615	89,874	100,214	87,129	133,552	97,035	86,855	90,685	86,231
% Collected	91%	92%	89%	92%	77%	88%	99%	86%	133%	97%	85%	90%	85%
% Paying Offenders	50%	52%	54%	56%	50%	53%	56%	51%	66%	55%	50%	54%	51%
% Employed	77%	78%	77%	78%	77%	76%	76%	76%	77%	78%	79%	80%	79%
Fees Converted	1,278	830	1,695	2,295	1,755	3,085	3,781	1,275	2,437	1,332	1,188	2,442	1,698
% Converted	1%	1%	2%	2%	2%	3%	4%	1%	2%	1%	1%	2%	2%
Fees Waived	4,655	4,760	5,075	5,215	5,425	5,670	5,495	5,460	5,810	5,635	5,670	5,530	5,600
% Waived	4%	4%	5%	5%	5%	6%	5%	5%	6%	6%	6%	6%	5%
Area 5 - Fort Smith													
Fees Possible	110,355	109,165	108,360	108,150	108,185	107,205	108,010	107,485	107,905	106,820	105,420	105,945	102,830
Fees Collected	98,305	101,947	91,887	95,890	82,848	89,136	112,654	89,293	132,590	114,007	84,165	83,487	88,667
% Collected	89%	93%	85%	89%	77%	83%	104%	83%	123%	107%	80%	79%	86%
% Paying Offenders	49%	53%	52%	54%	50%	52%	59%	52%	64%	58%	51%	50%	54%
% Employed	73%	74%	76%	78%	78%	75%	76%	76%	76%	77%	78%	78%	79%
Fees Converted	6,092	6,719	6,606	5,347	2,603	5,821	6,170	4,372	4,942	5,195	3,732	4,791	5,095
% Converted	6%	6%	6%	5%	2%	5%	6%	4%	5%	5%	4%	5%	5%
Fees Waived	3,080	3,465	3,675	3,115	2,590	2,800	2,520	2,800	3,115	2,905	2,380	2,030	1,540
% Waived	3%	3%	3%	3%	2%	3%	2%	3%	3%	3%	2%	2%	1%

	Jul-20	Aug-20	Sep-20	Oct-20	Nov-20	Dec-20	Jan-21	Feb-21	Mar-21	Apr-21	May-21	Jun-21	Jul-21
Area 6 - Conway													
Fees Possible	105,350	105,210	104,580	103,705	102,620	101,605	99,680	99,995	100,135	100,765	99,925	99,890	97,090
Fees Collected	97,494	109,427	88,746	98,834	84,946	90,860	110,011	82,647	133,616	99,502	93,058	85,772	83,891
% Collected	93%	104%	85%	95%	83%	89%	110%	83%	133%	99%	93%	86%	86%
% Paying Offenders	53%	57%	54%	60%	53%	56%	64%	53%	69%	59%	58%	55%	54%
% Employed	74%	75%	75%	75%	75%	75%	76%	76%	76%	76%	76%	76%	78%
Fees Converted	960	1,125	803	887	1,124	2,242	1,180	1,147	2,449	1,216	1,478	1,562	1,661
% Converted	1%	1%	1%	1%	1%	2%	1%	1%	2%	1%	1%	2%	2%
Fees Waived	1,540	1,365	1,400	1,120	1,085	1,190	1,470	1,470	1,680	1,645	1,540	1,470	1,435
% Waived	1%	1%	1%	1%	1%	1%	1%	1%	2%	2%	2%	1%	1%
Area 8 - Little Rock													
Fees Possible	194,775	192,780	190,750	188,020	185,500	187,285	182,735	180,880	180,285	179,235	177,030	176,610	173,460
Fees Collected	167,386	201,824	171,878	167,234	152,886	157,779	184,030	144,724	221,352	176,977	156,068	160,449	142,881
% Collected	86%	105%	90%	89%	82%	84%	101%	80%	123%	99%	88%	91%	82%
% Paying Offenders	45%	53%	51%	52%	50%	50%	57%	48%	61%	54%	50%	52%	49%
% Employed	74%	75%	75%	77%	77%	77%	75%	75%	77%	77%	79%	80%	81%
Fees Converted	120	-	314	1,710	426	510	300	1,461	3,924	2,397	2,469	2,277	2,420
% Converted	0%	0%	0%	1%	0%	0%	0%	1%	2%	1%	1%	1%	1%
Fees Waived	5,005	5,775	6,580	6,685	7,140	6,755	7,420	6,930	7,140	6,510	6,475	6,405	6,650
% Waived	3%	3%	3%	4%	4%	4%	4%	4%	4%	4%	4%	4%	4%
Area 9 - West Memphis													
Fees Possible	55,265	54,530	52,920	52,430	50,645	51,625	52,010	51,765	52,255	52,500	52,955	53,270	52,255
Fees Collected	49,621	55,258	46,999	48,530	41,437	37,398	52,033	38,961	64,688	57,021	41,622	46,826	42,813
% Collected	90%	101%	89%	93%	82%	72%	100%	75%	124%	109%	79%	88%	82%
% Paying Offenders	49%	54%	52%	56%	51%	47%	54%	45%	62%	58%	50%	54%	51%
% Employed	65%	65%	66%	67%	69%	68%	69%	67%	65%	66%	67%	68%	69%
Fees Converted	500	1,510	2,569	3,025	2,329	1,026	3,680	2,940	3,623	1,460	1,320	1,246	737
% Converted	1%	3%	5%	6%	5%	2%	7%	6%	7%	3%	2%	2%	1%
Fees Waived	1,925	1,715	1,855	1,785	1,925	1,890	2,100	2,240	2,100	2,030	1,715	1,400	1,575
% Waived	3%	3%	4%	3%	4%	4%	4%	4%	4%	4%	3%	3%	3%
Area 10 - Hot Springs													
Fees Possible	109,235	110,285	108,255	107,275	107,415	107,135	103,320	103,285	101,920	101,150	101,430	99,645	98,770
Fees Collected	99,067	112,351	102,963	100,789	92,669	89,778	104,726	91,192	124,924	97,714	90,285	90,892	90,730
% Collected	91%	102%	95%	94%	86%	84%	101%	88%	123%	97%	89%	91%	92%
% Paying Offenders	54%	59%	58%	59%	56%	55%	62%	55%	66%	59%	57%	58%	56%
% Employed	75%	76%	77%	78%	77%	77%	78%	78%	79%	80%	81%	82%	82%
Fees Converted	1,316	1,283	1,350	1,450	700	1,850	1,026	873	1,417	1,214	429	1,682	1,441
% Converted	1%	1%	1%	1%	1%	2%	1%	1%	1%	1%	0%	2%	1%
Fees Waived	5,320	5,425	5,565	5,670	5,845	5,775	6,055	5,530	5,880	5,775	5,880	5,915	5,740
% Waived	5%	5%	5%	5%	5%	5%	6%	5%	6%	6%	6%	6%	6%
Area 11 - Pine Bluff													
Fees Possible	85,785	85,295	84,035	82,355	82,635	82,565	81,235	79,695	79,870	78,890	77,595	76,860	76,475
Fees Collected	78,381	85,655	75,530	75,598	68,143	75,456	84,005	72,741	100,893	79,929	65,771	68,345	69,166
% Collected	91%	100%	90%	92%	82%	91%	103%	91%	126%	101%	85%	89%	90%
% Paying Offenders	53%	58%	57%	59%	56%	59%	64%	58%	71%	62%	58%	58%	59%
% Employed	70%	71%	71%	72%	73%	72%	70%	70%	71%	71%	73%	74%	74%
Fees Converted	2,410	2,594	2,414	2,395	3,135	2,820	3,462	2,222	3,056	1,551	2,813	2,681	1,919
% Converted	3%	3%	3%	3%	4%	3%	4%	3%	4%	2%	4%	3%	3%
Fees Waived	1,190	1,225	1,225	1,190	1,330	1,120	1,225	1,155	1,015	980	1,015	910	945
% Waived	1%	1%	1%	1%	2%	1%	2%	1%	1%	1%	1%	1%	1%

	Jul-20	Aug-20	Sep-20	Oct-20	Nov-20	Dec-20	Jan-21	Feb-21	Mar-21	Apr-21	May-21	Jun-21	Jul-21
Area 12 - Texarkana													
Fees Possible	93,100	93,590	91,455	88,830	90,405	88,270	87,535	87,955	87,990	85,785	84,700	85,050	86,590
Fees Collected	80,503	83,748	78,604	80,041	72,199	80,825	89,390	75,492	115,324	89,459	71,743	74,949	74,724
% Collected	86%	89%	86%	90%	80%	92%	102%	86%	131%	104%	85%	88%	86%
% Paying Offenders	50%	51%	52%	54%	51%	56%	58%	51%	65%	57%	52%	54%	53%
% Employed	73%	74%	74%	75%	75%	75%	76%	75%	76%	77%	77%	77%	78%
Fees Converted	2,650	1,357	2,546	2,878	2,280	4,223	2,930	1,462	2,336	2,060	2,105	4,475	5,022
% Converted	3%	1%	3%	3%	3%	5%	3%	2%	3%	2%	2%	5%	6%
Fees Waived	2,205	2,415	2,345	2,380	2,310	2,135	2,135	2,520	2,275	2,065	2,345	2,170	2,240
% Waived	2%	3%	3%	3%	3%	2%	2%	3%	3%	2%	3%	3%	3%
Area 13 - El Dorado													
Fees Possible	56,525	55,195	54,075	54,460	54,110	53,270	52,955	52,570	51,695	52,185	51,590	50,505	50,750
Fees Collected	50,572	51,198	44,780	51,592	41,946	45,746	54,502	44,634	65,251	53,433	44,223	44,070	44,284
% Collected	89%	93%	83%	95%	78%	85%	102%	85%	125%	102%	85%	86%	86%
% Paying Offenders	52%	55%	52%	57%	51%	54%	59%	52%	66%	59%	53%	56%	55%
% Employed	65%	65%	66%	67%	68%	68%	67%	68%	68%	69%	69%	70%	70%
Fees Converted	1,120	720	945	510	610	315	341	704	2,536	220	154	781	264
% Converted	2%	1%	2%	1%	1%	1%	1%	1%	5%	0%	0%	2%	1%
Fees Waived	3,815	3,640	3,815	3,605	4,130	4,165	4,130	4,060	4,095	3,675	3,675	3,290	3,220
% Waived	7%	7%	7%	7%	8%	8%	8%	8%	8%	7%	7%	7%	6%
Grand Total													
Fees Possible	1,280,195	1,271,935	1,253,035	1,237,355	1,232,455	1,224,860	1,208,690	1,204,455	1,199,520	1,193,570	1,188,915	1,181,880	1,174,005
Fees Collected	1,158,841	1,245,512	1,123,320	1,141,073	1,014,086	1,070,017	1,258,102	1,032,922	1,546,305	1,208,646	1,038,946	1,049,403	1,033,070
% Collected	91%	98%	90%	92%	82%	87%	104%	86%	129%	101%	87%	89%	88%
% Paying Offenders	51%	55%	55%	57%	53%	55%	60%	53%	66%	58%	54%	55%	54%
% Employed	76%	76%	77%	77%	78%	77%	77%	77%	77%	78%	79%	80%	80%
Fees Converted	18,165	21,720	22,022	24,084	18,183	26,385	26,520	19,834	30,553	19,334	19,188	25,366	24,214
% Converted	1%	2%	2%	2%	1%	2%	2%	2%	3%	2%	2%	2%	2%
Fees Waived	37,590	38,395	40,705	39,305	40,600	38,920	40,600	39,585	40,635	37,975	37,100	35,455	35,490
% Waived	3%	3%	3%	3%	3%	3%	3%	3%	3%	3%	3%	3%	3%

Fees Possible: The amount of supervision fees that can be collected per active/electronic monitoring supervision status of offenders for that month only. Does not include annual, pre-trial, and SIS.

Fees Collected: Actual amount of money collected that can be deposited in Special Revenue fund. Please keep in mind the amount collected could include an offender that pays three months in advance.

Fees Converted: Amount not included in Fees Collected. Represents the amount of money lost by conversions. If this money were collected instead of converted, it would be added to Fees Collected.

Fees Waived: Amount not included in Fees Collected. Represents the amount of money lost by waivers. If this money were collected instead of waived, it would be added to Fees Collected.

Center Populations

ARDOC
REPORT NO. IPTR500 - 18

ARKANSAS DEPARTMENT OF CORRECTION
ACC OPTION
STATEWIDE POPULATION REPORT

PAGE: 1 of 1
PROCESSED: 07/30/2021 12:32 AM
REQUESTOR: eOMIS

FOR: 07/30/2021

Location:	In Count	Out To:					Capacity	% Capacity
		ORCU Hosp	Other Hosp	Furlough	Court	Total		
Central AR CCC - Males/Males	127	0	0	0	0	127	120	
Central AR CCC - Short Term Drug Court Treatment/Males	11	0	0	0	0	11	30	
Central AR CCC - Males Total	138	0	0	0	0	138	150	92.0%
East Central AR CCC/Females	172	0	0	0	0	172	212	
East Central AR CCC-Females Drug Treatment/Females	32	0	0	0	0	32	50	
East Central AR CCC Supervision Sanction-Female/Females	60	0	0	0	0	60	88	
East Central AR CCC Total	264	0	0	0	0	264	350	75.4%
NE AR CCC - Drug Treatment/Males	22	0	0	0	0	22	25	
NE AR CCC/Males	149	0	0	0	0	149	215	
NE AR CCC Total	171	0	0	0	0	171	240	71.3%
NW AR CCC/Females	84	0	0	0	1	85	114	
NW AR CCC Total	84	0	0	0	1	85	114	74.6%
Omega Supervision Sanction Center/Males	173	0	0	0	0	173	300	
Omega Supervision Sanction Center Total	173	0	0	0	0	173	300	57.7%
SW AR CCC/Males	195	0	0	0	2	197	375	
SW AR Supervision Sanction Center/Males	61	0	0	0	0	61	100	
SW AR CCC Total	256	0	0	0	2	258	475	54.3%
In Transit Count:	0							
TOTALS - UNIT COUNT	1,086	0	0	0	3	1,089		
					Male	740	1,165	63.5%
					Female	349	464	75.2%
					Total	1,089	1,629	66.9%
County Jail Backup SSP/Females Total	12	0	0	0	0	12		
County Jail Backup SSP/Males Total	74	0	0	0	0	74		
County Jail Backup/Females Total	25	0	0	0	0	25		
County Jail Backup/Males Total	24	0	0	0	0	24		
TOTAL - NONAGENCY	135	0	0	0	0	135		
					Male	98		
					Female	37		
					Total	135		
Re-Entry Act 146 Total	225	0	0	0	0	225	240	93.8%
GRAND TOTAL	1,446	0	0	0	3	1,449		

Residential Centers July Statistics Report At A Glance

Resident admissions:

CAC: 13
ECAC: 39
NEAC: 44
NWAC: 6
OMEGA: 23
SWAC: 65

Resident Releases:

CAC: 18
ECAC: 18
NEAC: 33
NWAC: 8
OMEGA: 74
SWAC: 29

Affordable Healthcare Enrollment:

CAC: 23
ECAC: 116
NEAC: 33
NWAC: 8
OMEGA: 69
SWAC: 23

Wage Class Enrollment:

CAC: 24
ECAC: 0
NEAC: 0
NWAC: 0
OMEGA: 0
SWAC: 0

Shorter College Enrollment:

CAC: 20
ECAC: 46
NEAC: 9
NWAC: 12
SWAC: 53
OMEGA: 0

Henderson State University Enrollment:

OMEGA: 0
(Met with 81 residents)

Exodus Enrollment:

CAC: 0
ECAC: 0

Good Grid Enrollment

CAC: 21
ECAC: 375
NEAC: 18
NWAC: 6
OMEGA: 19
SWAC: 0

Photo IDs issued:

CAC: 0
ECAC: 2
NEAC: 0
NWAC: 0
OMEGA: 0
SWAC: 10

Drivers Licenses Obtained:

CAC: 2
ECAC: 0
NEAC: 0
NWAC: 0
OMEGA: 0
SWAC: 0

MAT Participants:

CAC: 13
ECAC: 21
NEAC: 0
NWAC: 2
OMEGA: 0
SWAC: 5

Number of Volunteers:

CAC: 25
ECAC: 10
NEAC: 21
NWAC: 60
OMEGA: 0
SWAC: 38

Number of Volunteer hours:

CAC: 270
ECAC: 100.5
NEAC: 1,845
NWAC: 1,297.6
OMEGA: 0
SWAC: 594

GED Enrollment:

CAC: 10
ECAC: 0
NEAC: 29
NWAC: 0
OMEGA: 0
SWAC: 36

GED Completed:

CAC: 0
ECAC: 0
NEAC: 2
NWAC: 0
OMEGA: 0
SWAC: 0

AA/NA Attendance:

CAC: 62
ECAC: 61
NEAC: 21
NWAC: 4
OMEGA: 0
SWAC: 117

Celebrate Recovery Attendance:

CAC: 0
ECAC: 0
NEAC: 25
NWAC: 17
OMEGA: 0
SWAC: 51

Parole/Probation Population

Active:

includes current status of Active, Abscond and Electronic Monitoring

Inactive:

includes current status of Non Reporting, Unsupervised, SIS
(Suspended Imposition of Sentence), Incarcerated and Out to Other State

Statewide Totals by Current Supervision Status (Active and Inactive) as of August 4, 2021

Area	Active	Inactive	TOTAL
Area 1-Fayetteville	6,935	2,778	9,713
Area 2-Mountain Home	2,482	558	3,040
Area 3-Searcy	4,753	1,261	6,014
Area 4-Jonesboro	4,079	1,730	5,809
Area 5-Fort Smith	3,949	3,428	7,377
Area 6-Conway	3,660	1,073	4,733
Area 8-Little Rock	7,567	1,248	8,815
Area 9-West Memphis	2,053	364	2,417
Area 10-Hot Springs	4,297	848	5,145
Area 11-Pine Bluff	3,432	610	4,042
Area 12-Texarkana	3,610	1,254	4,864
Area 13-El Dorado	2,367	570	2,937
ISC	14	1,850	1,864
Statewide Totals by Status	49,198	17,572	66,770

Parole/Probation Population

Statewide Totals by Current Supervision Status as of August 4, 2021

Area	Active			Inactive					OVERALL TOTALS PER AREA
	Active (Direct Supv)	Electronic Monitoring (Direct)	Absconded	Incarcerated	Non-Reporting	Out to Other State	Unsupervised	Suspnd Imposition of Snt (SIS)	
Area 1-Fayetteville	4,935	36	1,964	501	482	479	319	997	9,713
Area 2-Mountain Home	2,096	11	375	154	105	119	82	98	3,040
Area 3-Searcy	3,628	3	1,122	219	158	217	55	612	6,014
Area 4-Jonesboro	3,199	10	870	256	191	163	70	1,050	5,809
Area 5-Fort Smith	3,173	27	749	233	315	88	128	2,664	7,377
Area 6-Conway	2,930	8	722	246	121	109	70	527	4,733
Area 8-Little Rock	5,361	51	2,155	321	361	44	221	301	8,815
Area 9-West Memphis	1,514	7	532	111	43	49	9	152	2,417
Area 10-Hot Springs	3,116	32	1,149	244	171	76	163	194	5,145
Area 11-Pine Bluff	2,448	9	975	153	67	65	130	195	4,042
Area 12-Texarkana	2,629	10	971	294	219	238	122	381	4,864
Area 13-El Dorado	1,621		746	166	56	24	74	250	2,937
ISC	10		4	25	69	1,756			1,864
Statewide Totals by Current Supervision Status	36,660	204	12,334	2,923	2,358	3,427	1,443	7,421	66,770

Offender Count Active Excluding Absconders
36,864

Explanation for “Current Supervision Status”

Active Supervision:

Offender is currently on Active/Direct Supervision Status.

Electronic Monitoring:

Offender is currently on an Electronic Monitor.

Incarcerated:

Offender is currently incarcerated including the following:

- Parole Holds (in state and out-of-state)
- ACT 570 Holds
- County Jail (including possible new charges—felony or misdemeanors—or serving commitments for traffic fines, court commitments, etc).

Non Reporting:

Drug Court offender currently in a Community Correction Center for sanction or court commitment, on detainer (federal or ICE hold), out-of-state, in CCC Residential Treatment, nursing home, hospital, or Arkansas State Hospital.

Out-To-Other-State:

Offender supervised out of Arkansas through Interstate Compact.

Unsupervised:

Parolee whose earned Good Time has met the requirements for unsupervised parole, probationers who received Unsupervised Sentence (e.g., five-year probation sentence specified as 3 years supervised and an additional 2 years unsupervised probation; or an unsupervised probation sentence which is common for misdemeanor offenses (e.g., 1 year unsupervised probation term).

Suspended Imposition of Sentence (SIS):

Offender received a suspended term of supervision.

Regular Parole/Probation Caseloads

Regular P&P Caseloads/Workloads By Area

8/5/21

AREA	Authorized Officers	Filled	Regular P&P Offenders				Total Active Offenders	Caseload Ratio (Authorized Positions)	Caseload Ratio (Filled Positions)	Work Units	Workload (Authorized Positions)	Workload (Filled Positions)	Total Indirect
			Maximum	Medium	Minimum	Pending							
AREA 01	52	49	215	1,998	2,120	167	4,500	87	92	7,022	135	143	4,403
AREA 02	19	19	125	676	936	35	1,772	93	93	2,717	143	143	590
AREA 03	38	37	194	1,490	1,405	65	3,154	83	85	5,072	133	137	2,038
AREA 04	33	33	216	1,070	1,507	111	2,904	88	88	4,466	135	135	2,352
AREA 05	31	26	264	1,048	1,194	67	2,573	86	99	4,191	139	161	3,340
AREA 06	29	28	201	1,082	1,383	62	2,728	94	97	4,247	146	152	1,242
AREA 07/08	64	57	404	2,340	2,260	156	5,160	81	91	8,406	131	147	2,314
AREA 09	19	18	146	595	711	36	1,488	78	83	2,397	126	133	612
AREA 10	33	32	233	1,131	1,471	65	2,900	88	91	4,534	137	142	1,327
AREA 11	27	26	168	970	850	46	2,034	75	78	3,370	125	130	1,059
AREA 12	30	30	271	1,037	1,258	72	2,638	88	88	4,261	142	142	1,620
AREA 13	19	17	88	620	550	46	1,304	69	77	2,129	112	125	751
Statewide	394	372	2,525	14,057	15,645	928	33,155	1,010	1,061	52,810	1,604	1,691	21,648
Area Average			210	1,171	1,304	77	2,763	84	89	4,401	134	142	

¹ Regular P&P Caseloads/Workloads include offenders with Active (Direct), Electronic Monitoring, and Incarcerated supervision statuses. Incarcerated here refers to temporary jail stays.
² Offenders on Annual or Indirect Supervision are excluded from caseload/workload counts and ratios.
³ Specialty Court Offender figures shown here are only those assigned to regular P&P officers. These offenders are not counted in caseload or workload ratios.
⁴ Indirect totals here are for offenders in Non-Active supervision statuses or those under Annual Supervision.

This page and the following two pages contain statewide caseload information for ACC. Caseloads are presented separately for regular parole and probation, specialty court, and specialized caseloads. This version is specifically designed for quarterly legislative reporting and differs from the daily caseloads/workloads report.

Beyond the exclusion of workloads calculation, it is important to note that direct supervision in these tables includes regular parole and probation and specialty court (including regular parole and probation offenders carried by specialty court officers) offenders with active (direct), electronic monitoring, or incarceration supervision status, as well as absconders assigned to SRT officers. Offenders on annual supervision are counted as indirect.

Parole/Probation Caseloads for Specialty Courts

Specialty Court Caseloads/Workloads By Area

AREA	Authorized Officers	Filled	Regular P&P Offenders				Total Regular P&P Offenders	Total Active Specialty Court Offenders	Total Indirect Including Regular & Specialty	Caseload Ratios (Based on Active/Direct offenders)			Workload		
			Maximum	Medium	Minimum	Unassigned				P&P	Specialty	Mixed	Work Units	Workload (Authorized Positions)	Workload (Filled Positions)
			AREA 01	10	8	0				1	0	0	1	282	156
AREA 02	5	5	36	168	155	6	365	27	119	73	5	78	653	131	131
AREA 03	6	6	10	99	108	2	219	117	70	37	20	56	530	88	88
AREA 04	5	5	11	61	127	6	205	73	85	41	15	56	403	81	81
AREA 05	9	9	5	62	282	5	354	273	318	39	30	70	843	94	94
AREA 06	6	5	18	71	88	6	183	99	168	31	17	47	475	79	95
AREA 07/08	1	0	0	0	0	0	0	0	0	0	0	0	#DIV/0	0	0
AREA 09	2	2	8	33	60	2	103	8	70	52	4	56	163	81	81
AREA 10	6	6	3	9	28	3	43	119	243	7	20	27	251	42	42
AREA 11	4	4	29	141	103	8	281	25	247	70	6	77	530	132	132
AREA 12	3	3	3	23	41	2	69	60	125	23	20	43	191	64	64
AREA 13	7	7	25	86	63	5	179	179	218	26	26	51	595	85	85
Statewide	64	60	148	754	1,055	45	2,002	1,262	1,819	31	20	51	#DIV/0	#DIV/0	954
Area Caseload Ratio Average			12	63	88	4		105		33	16	50	#DIV/0	#DIV/0	#DIV/0

¹Specialty Court Caseloads/Workloads include offenders who are assigned to officers in Specialty Court positions who have Active (Direct), Electronic Monitoring, or Incarcerated supervision statuses.
²Offenders on Indirect or Annual Supervision are not included in caseload counts or ratios. Annual supervision counts include both regular P&P and Specialty Court offenders assigned to Specialty Court officers.
³Offenders in risk-level columns above are regular P&P offenders who are supervised by officers in Specialty Court positions.

Specialized Caseloads

AREA	Authorized Officers	Totals	Ratios
		Offenders	Caseload
INTENSIVE SUPERVISION	4	109	27
INTERSTATE COMPACT	0	1,864	0
SPECIAL RESPONSE TEAM	18	4,628	255
Statewide	22	6,601	215

Parole/Probation Caseloads

Caseloads By Area

8/5/21

AREA	Cases	Authorized Officers	Vacant	Filled	Total Active	Total Indirect	Totals:
AREA 01	AREA CASES	62	5	57	4,783	4,559	9,342
AREA 02		24	0	24	2,164	709	2,873
AREA 03		44	1	43	3,490	2,108	5,598
AREA 04		38	0	38	3,182	2,437	5,619
AREA 05		40	3	35	3,200	3,658	6,858
AREA 06		35	2	33	3,010	1,410	4,420
AREA 07/08		65	8	57	5,160	2,314	7,474
AREA 09		21	1	20	1,599	682	2,281
AREA 10		39	1	38	3,062	1,570	4,632
AREA 11		31	1	30	2,340	1,306	3,646
AREA 12		33	0	33	2,767	1,745	4,512
AREA 13		26	2	24	1,662	969	2,631
TOTALS	AREA CASES	458	24	432	36,419	23,467	59,886
INSTITUTIONAL PAROLE	SPECIALIZED CASES	6	0	6	0	0	0
INTENSIVE SUPERVISION		4	0	4	109	0	109
INTERSTATE COMPACT		0	0	0	35	1,829	1,864
RE-ENTRY		10	2	9	0	0	0
SEX OFFENDER ASSESSMENT		12	1	11	0	0	0
SPECIAL RESPONSE TEAM		18	2	16	6	4,622	4,628
TOTALS	SPECIALIZED CASES	50	5	46	150	6,451	6,601
Statewide TOTALS		508	29	478	36,569	29,918	66,487

Caseloads are presented in distinct officer groupings:

Regular: These are officers carrying normal Probation and Parole caseloads.

Specialty Court: These officers supervise offenders in specialty courts. Note that these officers may also carry regular P&P offenders, and these offenders are reflected in the specialty court caseload/workload figures; however, separate caseload/workload ratios are calculated for the regular and specialty court portions of a specialty court officer's caseload, in addition to a combined, or mixed, ratio.

Specialized: These officers supervise strategically specialized caseloads consisting of offenders requiring heightened supervision protocols (intensive supervision) and parolees who have absconded supervision (Special Response Team).

Indirect: These are offenders for whom their sentence, circumstance, or current status is associated with a reduced supervision obligation for the officers they are assigned to. Generally, these include offenders in non-reporting status, those on suspended sentences (SIS), and interstate compact offenders. Offenders on annual supervision are also included in this group.

Parole/Probation Risk Levels

Statewide Risk Levels by Caseload Types as of August 4, 2021

CURRENT RISK LEVELS	Parole	Probation	Drug Court	Hope Court	Mental Health Court	Veterans Court	Swift Courts	Pre Adjudicated	Pre Trial/ Drug Court	Pre Trial/ Pre-Adjudicated	Pre Trial/ Regular	Pre Trial/ Veterans Court	Suspended	Ext Sex Offender Supv	Totals
Maximum	3,034	1,440	140	4	2	1	3			1			292		4,917
Medium	9,885	11,667	816	38	14	36	26		8	40	5		1,367	3	23,905
Minimum	6,463	15,583	584	28	8	39	35	1	15	52	5	2	1,365		24,180
Annual Reporting	2,498	1,373					14						134		4,019
Unassigned	3,033	2,233	46	2		1	4		19	1	12		4,398		9,749
Sum:	24,913	32,296	1,586	72	24	77	82	1	42	94	22	2	7,556	3	66,770

CURRENT RISK LEVELS ASSIGNED EXPLANATION:

- Maximum- last risk level score as “High”
- Medium- last risk level score as “Medium”
- Minimum- last risk level score as “Low”
- Annual- identifies offenders that are supervised Annual Reporting
- Unassigned- no ARORA has been completed or offender is currently supervised as “Unsupervised” where the risk level was changed to unassigned

Statewide Risk Levels by Caseload Supervision Status as of August 4, 2021

RISK LEVELS BY CURRENT SUPERVISION STATUS	Maximum	Medium	Minimum	Annual Reporting	Unassigned	Sum:
Active (Direct Supv)	2,267	14,101	16,698	3,207	387	36,660
Electronic Monitoring (Direct)	76	104	22		2	204
Absconded	1,486	5,529	3,485	75	1,759	12,334
Incarcerated	460	1,279	511	11	662	2,923
Non-Reporting	227	733	461	15	922	2,358
Out to Other State	105	684	1,176	41	1,421	3,427
Unsupervised	14	139	480	536	274	1,443
Suspnd Imposition of Snt (SIS)	282	1,336	1,347	134	4,322	7,421
Sum:	4,917	23,905	24,180	4,019	9,749	66,770

Parole/Probation Population

Probation and Parole Gains and Losses in July 2021

Gains and Losses	Probation	Parole	Pre-Trial	Suspended	Sum:
Intakes	755	755	26	143	1,679
Sanction Release from SSP	7	106			113
Total Gains	762	861	26	143	1,792
Revocations/or New ADC or CCC Sentence	204	496	2	35	737
Sanction Incarceration SSP	3	136			139
Terminations	476	258	12	103	849
Total Losses	683	890	14	138	1,725

ACC Specialty Teams

July SRT-Task Force Report	
Arrests:	
Absconders	43
Active Supervision	35
Collateral Arrest	35
SRT Total:	32
Task Force Total:	163
SRT Plus Task Force Total:	195

July SRT-Task Force Report	
Felony charges	302
Misdemeanor charges	106
Traffic charges	14
Narcotics arrests	82
Confiscations:	
Marijuana	36.08 lbs
Meth	13.80 lbs
Cocaine	16.43 grams
Fentanyl	448 grams
Prescription pills	297 pills
Heroin	24 grams
Handguns	25
Rifles	6
Recovered vehicles	15
Drug paraphernalia	145 items
Currency seized	\$17,121

Intensive Parole Supervision		July 2021															
Type of Arrests																	
Narcotics		4															
Active (Felony) Warrant		1															
Narcotics/Firearms		1															
<table border="1"> <thead> <tr> <th colspan="3">Number of Arrests</th> </tr> <tr> <th></th> <th>Parole</th> <th>Probation</th> </tr> </thead> <tbody> <tr> <td>Active Supervision</td> <td>3</td> <td>3</td> </tr> <tr> <td>Absconders</td> <td></td> <td></td> </tr> <tr> <td>Total Arrest:</td> <td></td> <td>6</td> </tr> </tbody> </table>			Number of Arrests				Parole	Probation	Active Supervision	3	3	Absconders			Total Arrest:		6
Number of Arrests																	
	Parole	Probation															
Active Supervision	3	3															
Absconders																	
Total Arrest:		6															
CONFISCATIONS																	
Marijuana		1.2 pounds															
Methamphetamine		20.5 grams															
Cocaine		.7 ounces															
Fentanyl		3 ounces															
Handguns		1															

Parole/Probation Community Service

Community Service

Area	Cities Within Area	2020 Totals					July						2021 Totals			
		August	September	October	November	December	January	February	March	April	May	June		Number of Participants	Number of Hours	
1	Bentonville, Fayetteville, Huntsville	792.0	873.0	729.9	650.4	706.0	6,725	883.5	843.0	767.5	777.2	1,263.8	1,321.3	143	1,614.5	5,713.2
2	Harrison, Mountain Home, Salem, Mountain View, Berryville	840.0	979.0	599.0	663.0	1,540.0	8,671	662.0	206.0	1,208.0	582.0	662.0	498.0	9	291.0	3,809.0
3	Searcy, Newport, Walnut Ridge, Ash Flat, Heber Springs, Batesville, Pocahontas, Lonoke	1,345.0	1,189.0	1,607.0	1,468.0	1,607.0	12,965	1,060.0	529.0	1,313.0	1,258.0	849.0	1,200.0	42	897.0	6,167.0
4	Jonesboro, Paragould, Osceola	77.0	158.0	275.0	144.5	285.5	2,321	340.0	340.0	191.6	95.1	87.5	198.0	19	140.0	947.7
5	Fort Smith, Booneville, Clarksville, Ozark, Mena	925.0	1,020.0	960.0	828.0	860.5	9,472	467.0	720.5	879.0	968.0	799.5	803.0	120	963.5	4,517.0
6	Conway, Russellville, Morrilton, Danville	713.1	860.8	388.8	376.7	602.4	4,759	676.2	154.0	428.0	739.8	965.8	547.2	41	551.0	3,469.8
8	Little Rock, North Little Rock	340.0	325.0	196.0	133.0	51.0	3,929	45.0	1,145.0	2,322.0	1,772.0	1,367.0	1,643.0	73	1,462.0	8,221.0
9	Forrest City, Helena, West Memphis	133.5	256.0	424.5	320.0	270.5	2,291	394.6	233.0	357.0	152.0	183.0	200.5	15	264.2	1,505.1
10	Malvern, Benton, Sheridan, Arkadelphia, Hot Springs, Benton	355.5	462.8	768.5	275.0	778.0	5,181	403.0	161.5	371.0	558.4	227.5	366.5	21	301.7	2,066.9
11	Pine Bluff, Stuttgart, Monticello, Crossett	333.0	366.0	356.0	535.3	360.5	4,302	394.2	222.3	302.8	679.3	644.3	592.5	62	377.0	2,773.4
12	Texarkana, Ashdown, Hope, Lewisville, Nashville	158.5	264.2	210.0	238.3	442.0	3,365	358.0	127.4	236.4	331.8	129.0	316.8	27	153.6	1,472.4
13	Magnolia, El Dorado, Camden, Fordyce	135.5	526.0	350.0	775.5	252.5	3,849	320.5	193.0	433.8	162.5	360.5	322.0	10	351.5	1,782.3
TOTAL		6,148.1	7,279.7	6,864.6	6,407.6	7,755.9	67,828	6,004.0	4,874.7	8,810.1	8,076.1	7,538.8	8,008.7	582	7,367.0	42,730.3

July 2021 Litter Crew Report

Area	Cities Within Area	Number of Participants	Number of Hours
Area 1	Bentonville, Fayetteville, Huntsville	4	31.0
Area 2	Harrison, Mountain Home, Salem, Mountain View, Berryville	14	165.0
Area 3	Searcy, Newport, Walnut Ridge, Ash Flat, Heber Springs, Batesville, Pocahontas, Lonoke	14	147.0
Area 5	Fort Smith, Booneville, Clarksville, Ozark, Mena	9	43.0
Area 8	Little Rock, North Little Rock (Pulaski County)	25	808.0
Area 9	Forrest City, Helena, West Memphis	1	20.0
Area 12	Texarkana, Ashdown, Hope, Lewisville, Nashville	19	438.8
Area 13	Magnolia, El Dorado, Camden, Fordyce	1	2.0
TOTAL		87	1,654.8

County Work Project Report July 2021

Area	County	Number of PROBATIONERS and PAROLEES	Number of HOURS
1	Benton (Rogers)	1	16.00
TOTAL		1	16.00

Parole/Probation Revocations

Revocation Events By Supervision Types and Area July 2021

Area	Supervision Type	Revoked (Sent to ADC)	Revoked (Sent to CCC)	Revoked (Other)	New ADC/ CCC Sentence
Area 1-Fayetteville	Probation	15		16	3
Area 2-Mountain Home		4	1	1	2
Area 3-Searcy		11	3	5	3
Area 4-Jonesboro		6	4	2	12
Area 5-Fort Smith		4	1		2
Area 6-Conway		12	5	1	1
Area 8-Little Rock		3	1	19	
Area 9-West Memphis		1		1	
Area 10-Hot Springs		10	7	1	4
Area 11-Pine Bluff		7		4	2
Area 12-Texarkana		17		2	
Area 13-El Dorado		8		3	
Total by Supervision Type	Probation	98	22	55	29
Area 1-Fayetteville	Parole	61		3	4
Area 2-Mountain Home		15			2
Area 3-Searcy		45		2	4
Area 4-Jonesboro		37			2
Area 5-Fort Smith		38			9
Area 6-Conway		36			7
Area 8-Little Rock		62			11
Area 9-West Memphis		11			3
Area 10-Hot Springs		37			9
Area 11-Pine Bluff		37			6
Area 12-Texarkana		25			10
Area 13-El Dorado		17			1
ISC					2
Total by Supervision Type	Parole	421		5	70
Area 13-El Dorado	Pre-Trial			2	
Total by Supervision Type	Pre-Trial			2	
Area 3-Searcy	Suspended	2	1	2	1
Area 4-Jonesboro					9
Area 5-Fort Smith		2	1		8
Area 6-Conway		3			2
Area 8-Little Rock					1
Area 10-Hot Springs					1
Area 12-Texarkana		1			
Area 13-El Dorado		1			
Total by Supervision Type	Suspended	9	2	2	22
	TOTAL BY SUPERVISION EVENT	528	24	64	121

Revocation Hearings

Parole Revocation Hearings and Outcomes July 2021

Hearing Outcome	Laws and Technical	Laws Only	Technical Only	Total By Hearing Outcome
Deferred	9	1	1	11
Reinstate	6	2	2	10
Revoked	36	76	3	115
Waived	314	30	15	359
Total By Violation Type	365	109	21	495

Note: Excludes SSP Sanction Hearings

ACT 1029 HEARINGS HELD	Total
Deferred	2
Revoked	14
Waived	12
Total # ACT 1029 Hearings	28

Supervision Sanctions

Supervision Sanction Hearings and Waivers

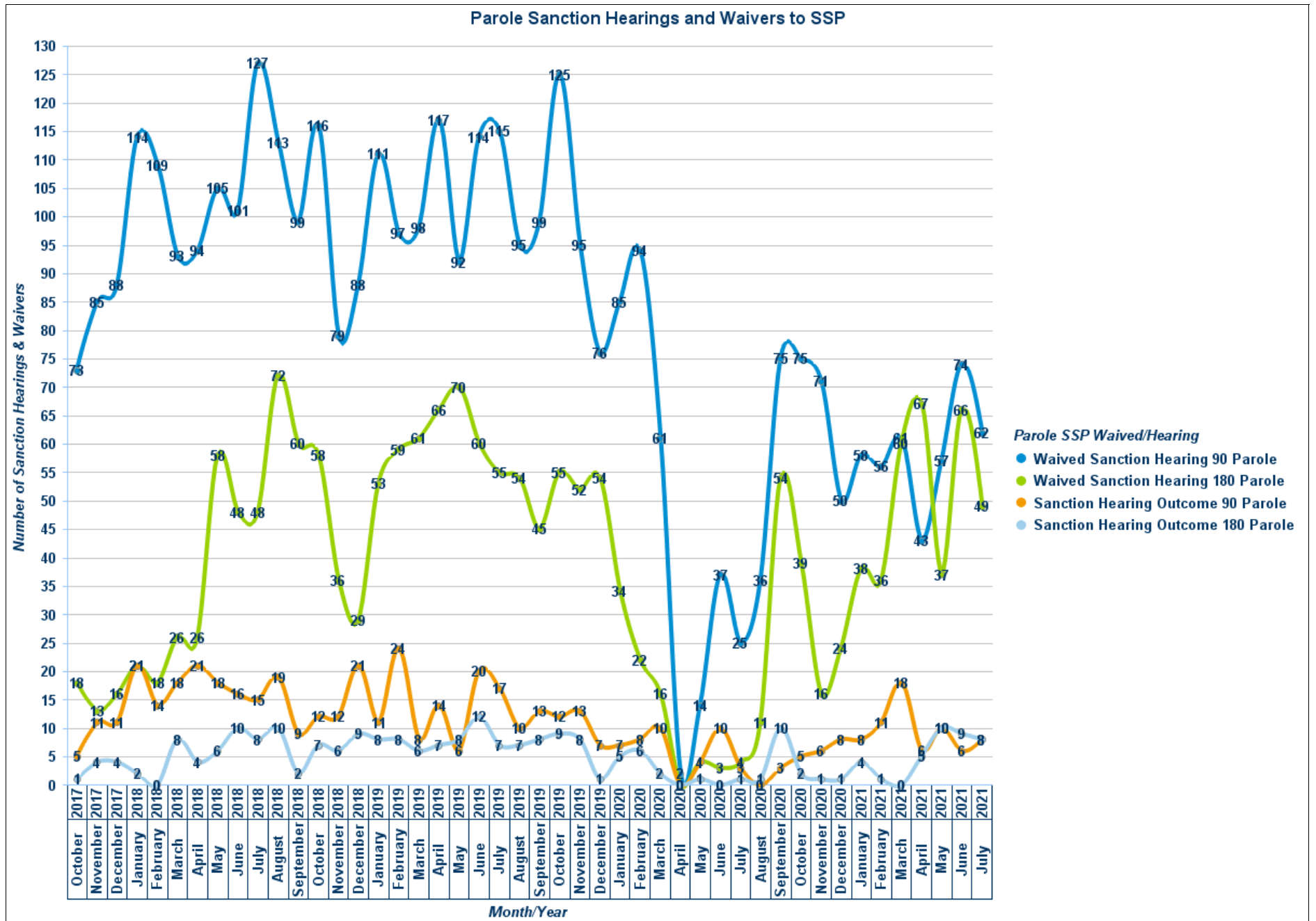
10/1/2017- 7/31/21

Sanction Hearing Outcome	Sanction Hearing Type	Parole	Probation	Sum:
Sanction Hearing Outcome 90	Sanction Hearing	509	18	527
Sanction Hearing Outcome 180		237	9	246
Totals:	Sanction Hearing	746	27	773

Waived Sanction Hearing 90	Waived Sanction Hearing	3,753	335	4,088
Waived Sanction Hearing 180		1,811	62	1,873
Waived Sanction Hearing 120		8		8
Waived Sanction Hearing 60		1		1
Totals:	Waived Sanction Hearing	5,573	397	5,970

	Overall Totals:	6,319	424	6,743
--	------------------------	--------------	------------	--------------

Parole Sanction Hearings and Waivers to SSP



Parole/Probation Drug Testing

Drug Courts

Positive Tests during July

Offender Urine Tests this Period: 5,616

Number of Offenders Testing Positive: 173

Drug Tested	Count
Buprenorphine	179
THC/Marijuana	157
Methamphetamines	124
Amphetamines	91
Morphine	33
Ethyl Glucuronide	32
Benzodiazepines	29
Methadone	20
Fentanyl	18
Tramadol	17
Cocaine	14
Oxycodone	11
Heroin/Opiates	9
Barbiturates	8
Alcohol	7
Ecstasy	7
K2 (SPICE)	6
Hydrocodone	5
Cotinine	1
Creatinine	1
Other Hallucinogens	1
Total	770

Regular Probation and Parole

Positive Tests during July

Offender Urine Tests this Period: 7,191

Number of Offenders Testing Positive: 2,729

Drug Tested	Count
Methamphetamines	1,665
THC/Marijuana	1,664
Amphetamines	1,035
Benzodiazepines	201
Cocaine	168
Heroin/Opiates	100
Alcohol	81
Ecstasy	58
Oxycodone	58
Ethyl Glucuronide	53
Buprenorphine	39
Methadone	21
Morphine	20
Fentanyl	19
Barbiturates	17
Hydrocodone	14
Propoxyphene	12
Tramadol	12
Prescription Abuse	6
Methadone Metabolite	5
PCP	5
Crack	2
Methaqualone	2
Heroin Metabolite	1
K2 (SPICE)	1
LSD	1
Other Hallucinogens	1
Speed	1
Total	5,262

Specialty Courts

Positive Tests during July

Offender Urine Tests this Period: 147

Number of Offenders Testing Positive: 12

Drug Tested	Count
THC/Marijuana	12
Methamphetamines	4
Amphetamines	3
Benzodiazepines	2
Ethyl Glucuronide	2
Heroin/Opiates	2
Ecstasy	1
Hydrocodone	1
Morphine	1
Total	28