



DIVISION OF  
CORRECTION

# BOARD REPORT

July 2021



@ARDeptofCorrections



@adcpio



@arcorrections



Dexter Payne,  
Director

## POPULATION REPORT

### RESEARCH/PLANNING

**June 2021 Admissions and Releases** – Admissions for June 2021 totaled 771 (680-males and 91-females) while releases totaled 474 (389-males and 85 females) for a net increase in-house of 297 inmates.

**Inmate Population Growth/Projection** – At the end of June 2021, the jurisdictional population for the Division of Correction totaled 16,560, representing an increase of 466 inmates since the first of January 2021. At reporting time, calendar year 2021 has seen an average increase of 78 inmates per month, which is up from an average monthly decrease of 139 inmates per month during calendar year 2020.

**Average County Jail Back-up** – The backup in the county jails averaged 1,122 inmates per day during the month of June 2021, which was down from the per-day average of 1,278 inmates during the month of May 2021. Of the 1,122 average, short-term revocations accounted for 870 (770 males and 99 females) during the month. Of further note, the average county jail backup for fiscal year 2021 is 1,640, which is up by 30.6% from the fiscal year 2020 average of 1,256.

**House Bill 1530/Restrictive Housing (RH) - April 2021 through June 2021** – A total of 3,512 (3,310 males and 202 females) inmates were assigned to Restrictive Housing during the second quarter of the year.

- There was a 6.4% increase in overall RH assignments in the second quarter of 2021 compared to the first quarter.
- There was a 26.1% increase in the number of major disciplinaries.
- There was a 17.7% decrease in the number of inmates 21 or younger held in RH compared to the first quarter of 2021.
- There was a small increase in the number of inmates 55 or older held in RH compared to the first quarter of 2021.
- There was an 11.1% increase in the number of SMI inmates assigned to RH compared to the first quarter of 2021.
- There were no suicides during this quarter, but an 18.2% increase in the number of attempted suicides.

*Refer to Page 13 of this report for further details.*

## INSTITUTIONS

### INMATE INSTITUTIONAL GRIEVANCES

**Inmate Formal/Informal Grievances:** During June 2021, a total of 1,764 formal grievances and 2,630 informal grievances were filed at various units.

**Institutional Grievances Appeals:** There was a total of 629 appeals of institutional grievances received in June 2021. Of those, 515 were acknowledged and 114 were rejected for various reasons. Of the total 468 appeals answered, 467 had no merit and two were found with merit.

### REGIONAL MAINTENANCE HOURS

Regional Maintenance Hours	June 2021
Benton Unit	8,139.5
Delta Regional Unit	2,624
East Arkansas Regional Unit	2,928
Grimes Unit	3,468
McPherson Unit	1,860
Mississippi County Work Release	580
North Central Unit	5,512
Ouachita River Correctional Unit	2,520
Randall L. Williams Unit	3,064
Texarkana Regional Correctional Center	0
Tucker Unit	1,408
Varner Unit	2,992
Wrightsville Unit	2,064
<b>Total Hours</b>	<b>37,159.5</b>

### WORK RELEASE RENT REPORT

Unit	June 2021
Benton Unit	\$74,341.00
Mississippi County Work Release	\$42,959.00
Northwest Arkansas Work Release	\$36,720.00
Pine Bluff Work Release	\$18,683.00
Texarkana Regional Correctional Center	\$40,715.00
Wrightsville Hawkins Unit	\$12,988.00
<b>Total</b>	<b>\$226,406.00</b>

## FARM

June was a month marked by historic flash flooding that impacted our farms. Cummins received almost 12 inches of rain, while Tucker received seven inches and East Arkansas Regional Unit received four inches. When all was said and done, damage could have been much worse. Crop insurance is being filed for the acreage at Cummins and Tucker that was adversely affected by the flooding.

During the month, conditions quickly went from flooding to drought with all units now having to irrigate the soybean and corn crops.

Wheat harvesting and planting of soybeans has been completed at all farms. Replanting had to be done at Tucker and Cummins after flood waters receded. Overall, the 2021 wheat harvest was good with all farms either meeting or exceeding last year's state average. However, with the amount of rain the farms have had this year, the quality was down, which affected pricing. Last year, the state average was 55 bushels per acre (BPA). For 2021, the wheat harvest yielded:

- Cummins - 65 BPA
- EARU - 85 BPA
- Tucker - 55.7 BPA

The higher wheat yield at EARU was due to better draining soil and an absence of snow geese issues.

During the month, garden production began moving from most units, but not without challenges. The gardens were also impacted by heavy rains and all units experienced substantial insect damage on peas and potatoes. Newport and EARU still managed to move almost 100,000 pounds combined from their gardens.

A windstorm blew through Cummins on the night of June 7. Part of the pullet house roof was blown off and house #4 sustained damage as well. Roofs were repaired and the pullets moved. Following their move, the pullets began producing and egg numbers are on the rise.

The improvement project at Cummins has been slowed down due to rain. The approval process needed for moving forward with well drilling is underway. The Natural Resources division is assisting with ensuring that the project is compliant with the state water plan.

The beef units are operating at full speed with baling hay. About 90 heifers, which did not meet our requirements for replacement, will be sold. Of those, 77 will be sold through Superior Livestock Auctions, and the remainder will be sold through local sale barns.

## REENTRY

### RANDALL L. WILLIAMS JUVENILE EDUCATION PROGRAM

June 2021 Capacity: 20	Beginning Count	New Commitments	DCR/Punitive	Transferred/ Turned 18*	Paroled	End Count
Juveniles*	3	0	0	0	0	3

\*Juveniles are transferred from the program once they reach the age of 18.

### WORKFORCE ALLIANCE FOR GROWTH IN THE ECONOMY (WAGE)

June 2021 Capacity: 120 Unit:	Beginning Count	Admissions During Mo.	Removed*	Completed	End Count
Delta	0	3	3	0	0
Hawkins**	0	0	0	0	0
McPherson**	0	0	0	0	0
Ouachita River	20	0	0	0	20
Tucker**	0	0	0	0	0
<b>TOTAL</b>	<b>20</b>	<b>3</b>	<b>3</b>	<b>0</b>	<b>20</b>

\*The "Removed" column indicates the number of participants who transferred, signed out, received a disciplinary, were removed because test scores were not returned/were too low to continue, or were released from prison.

\*\*WAGE Program inactive during the month due to COVID-19.

### ADVANCED PRINCIPLES AND APPLICATIONS FOR LIFE PROGRAM (APAL)

June 2021 Capacity: 86	Beginning Count	Admissions During Mo.	Removed*	End Count
Ester	18	0	0	18
Hawkins	42	5	4	43
<b>TOTAL</b>	<b>60</b>	<b>5</b>	<b>4</b>	<b>61</b>

Advanced PAL is an 18-month reentry program that combines a pre-release curriculum with the PAL program.

\*The "Removed" column indicates the number of participants who paroled, completed the program, withdrew from the program, transferred, or were removed from the program for another reason.

### WRIGHTSVILLE-HAWKINS PATHWAY TO FREEDOM PROGRAM

June 2021 Capacity: 200	Beginning Count	Enrolled During the Month	Removed	End Count*
Wrightsville-Hawkins PTF	192	9	14	187

### THINK LEGACY

June 2021 Capacity: 635 Unit	Beginning Count	Admitted	Graduated	Removed**	End Count	Graduated But Remain*
Cummins	40	0	7	9	31	7
Delta Regional	22	0	17	4	18	17
East Arkansas Regional	44	4	0	0	48	0
Hawkins (Female)	0	0	0	0	0	0
McPherson	55	20	0	14	61	0
North Central	0	0	0	0	0	0
Ouachita River	28	0	0	2	26	0
Tucker	0	0	0	0	0	0
<b>Total</b>	<b>189</b>	<b>24</b>	<b>24</b>	<b>29</b>	<b>184</b>	<b>24</b>

\*The "Graduated But Remain" column indicates the number of participants who have successfully completed the program but remain in the barracks. These numbers are included in the End Count.

\*\*The "Removed" column indicates the total number of participants who paroled, signed out, transferred, or were removed from the program for any other reason and are no longer in the barracks.

## ADMINISTRATIVE SERVICES

### DIVISION OF CORRECTION TRAINING - JUNE 2021

#### BASIC TRAINING DIVISION –

Instructor Ramone Woodall's **BCOT Class 2021-F** graduated on June 11, 2021, with a total of 24 cadets.

*Academic Awards* were presented to the following:

- 1st – John Arnold, Benton Unit
- 2nd – Kayla Smith, Wrightsville/Hawkins Unit
- 3rd – Aaron McDougall, North Central Unit

Recipients of *Physical Fitness Awards* were:

- 1st – Lisa Daniel, Ouachita River Correctional Unit
- 2nd – Ebone Gaskin, Varner Unit
- 3rd – Jessica Romero, Wrightsville/Hawkins Unit

#### IN-SERVICE DIVISION –

During the month, the Training Academy held a *Defensive Driving* class attended by six participants, a *Train the Trainer: Learning Transfer Impact* class attended by 18 participants, a *Self Defense and Staff Survival* class attended by one participant, and an *Armorer* course attended by seven participants. The Training Academy also held a *Mail Handling* class with 12 participants and a *Management Level I* class with 24 participants. Both of these courses were presented in person and virtually.

#### eCADEMY –

During June, 457 ADC employees completed a total of 7,330 hours of eCADEMY training. About 10% of ADC employees completed at least one course during that timeframe, averaging 2.62 hours per staff member.

## HEALTH/CORRECTIONAL PROGRAMS

### CHAPLAINCY SERVICES

**All Facilities** – The Chaplaincy Division reestablished access to badged religious volunteers in the month of June. Returning volunteers undergo rapid testing for COVID-19 in keeping with staff precautions prior to entry and only enter at pre-scheduled times. Access for non-badged volunteer groups and individuals remains restricted.

**Delta Unit** – Dermott Assembly of God Church provided a ramen soup packet for each inmate on June 14 in celebration of Father's Day. The "Stepping Up to Manhood" program was completed, via institutional television, with 27 inmates receiving certificates.

**East Arkansas Regional Unit** – Unit chaplains, with the help of staff members and CRA Amos Kropf, passed out 1,552 sacks from Christmas Behind Bars on June 22 and 23.

**Maximum Security Unit** – On June 7, administration was able to announce to the inmate population the reopening of visitation via "Chapel Channel" announcement streaming. Three CRAs assisted in distributing 510 gift sacks from the Christmas Behind Bars program on June 28.

**Tucker Unit** – On June 24, Christmas Behind Bars provided a gift sack for each inmate in the facility. Each gift sack included small, non-perishable food and snack items.

### ACCREDITATION

#### ACA Internal Audits Completed:

06/07–06/10 North Central Unit Audit Prep

06/15–06/17 North Central Unit Reaccreditation (100% on Mandatory Standards/Best Practices and 100% on Non-Mandatory Standards/Best Practices)

06/28–07/01 Varner Unit Audit Prep

**ACCREDITATION, continued****Fire/Safety and Sanitation Independent Audits Conducted by the Fire and Sanitation Coordinator:**

06/07–06/11 Varner Unit Walk-Through Inspection

06/21–06/25 Varner Unit Audit Prep

**VOLUNTEER SERVICES****Total Number of Volunteer Hours for June 2021:**

Unit/Program	Hours
Delta Unit	0
East Arkansas Regional Unit	0
McPherson Unit	0
Mississippi County Work Release Center	0
Northwest Arkansas Work Release Center	12
Ouachita River Correctional Unit	0
Pine Bluff Complex	0
Texarkana Regional Correctional Center	0
Varner	0
PAWS	10
Think Legacy	0
Religious Services/Chaplaincy	0
<b>Total Hours</b>	<b>22</b>

**MENTAL HEALTH SERVICES****Reduction of Sexual Victimization Program (RSVP) and Sex Offender Treatment Programs (SOFT):**

June 2021	Capacity	Beginning Count	Completed	Removed	Admissions	End Count
RSVP	238	157	41	4	88	200
SOFT	30	5	1	0	0	4
<b>Total</b>	<b>268</b>	<b>162</b>	<b>42</b>	<b>4</b>	<b>88</b>	<b>204</b>

There are 1,152 males on the waiting list for RSVP and ten females on the waiting list for SOFT who are within five years of their TE date. Of those, 16 inmates are mandated by the Parole Board.

The average time on the waiting list from request is between one and two months for those stipulated.

\*The total on the waiting list, including those not currently within the identified timeframe, is 1,455 males and 11 females. Of these, 1,109 are eligible and 357 are ineligible for the program. There are no PREA inmates in the program at this time.

\*Ineligibility is due to being in restrictive housing, having class IV status, or receiving a major disciplinary within the last 60 days.

**Therapeutic Community (TC):**

June 2021 Unit	Capacity	Beginning Count	Completed	Removed	Admissions	End Count
McPherson	50	49	3	5	9	50
Tucker	120	92	0	18	0	74
Wrightsville	50	50	3	7	0	40
<b>Total</b>	<b>220</b>	<b>191</b>	<b>6</b>	<b>30</b>	<b>9</b>	<b>164</b>

There are 583 males and 206 females on the waiting list who are within ten years of their release date. Of those, 17 are mandated by the Parole Board.

The average time on the waiting list from request is seven days.

\*The total on the waiting list, including those not currently within the identified timeframe, is 777 males and 216 females. Of these, 806 are eligible and 187 are ineligible for the program.

\*Ineligibility is due to being in restrictive housing, having class IV status, or receiving a major disciplinary within the last 60 days.

**Substance Abuse Treatment Program (SATP):**

June 2021 Unit	Capacity	Beginning Count	Completed	Removed	Admissions	End Count
Benton	20	20	6	3	9	20
Cummins	45	36	2	1	11	44
Grimes	50	47	0	1	5	51
Maximum Security	4	4	0	0	0	4
McPherson	100	101	10	15	20	96
Randall L. Williams	200	138	4	17	22	139
Wrightsville	150	133	5	18	4	114
<b>Total</b>	<b>569</b>	<b>479</b>	<b>27</b>	<b>55</b>	<b>71</b>	<b>468</b>

There are 2,236 males and 180 females on the waiting list who are within five years of their release date. Of those, 37 are mandated by the Parole Board.

The average time on the waiting list from request is 15 days.

\*The total on the waiting list, including those not currently within the identified timeframe, is 2,870 males and 209 females. Of these, 2,453 are eligible and 626 are ineligible for the program.

\*Ineligibility is due to being in restrictive housing, having class IV status, or receiving a major disciplinary within the last 60 days.



**Substance Use Intervention Program:** The Substance Use Intervention Program had 21 admissions and 16 discharges for an end-of-month count of 43 for June. This program is housed at the Varner Unit and is for inmates found guilty of a disciplinary violation for drug use or drug possession.

**Ouachita River Correctional Unit (ORCU) Residential Program Unit (RPU):** The RPU had ten admissions and ten discharges in June for an end-of-month count of 121.

**McPherson Unit Mental Health Residential Program Unit (RPU):** There were four admissions and five discharges in June for an end-of-month count of 39.

**Habilitation Program:** The Habilitation Program at the Ouachita River Correctional Unit provided treatment services to 46 inmates during June. There were two admissions and one discharge, resulting in an end-of-month count of 45.

**Anger Management Treatment:** The Anger Management Treatment Program at the Cummins Unit did not provide treatment services to any inmates during June. There were no admissions or discharges, for an end-of-month count of zero.

**Staffing:** The following Mental Health Services and Substance Abuse Treatment Program (SATP) positions were vacant in May and June 2021:

Positions	FTE's*	May 2021	June 2021
Psychologists	14	5	5
Social Workers	31	13	13
Licensed Professional Counselors	2	1	1
Rehab Program Managers	9	0	0
Advisors	64	21	19
Substance Abuse Program Leaders	40	8	8
Administrative Specialists	17	4	6

\*FTE refers to authorized Full Time Equivalent positions.

## ADDITIONAL MENTAL HEALTH AND MEDICAL INFORMATION

### Self-Study Classes:

Classes	Number of Participants	Number Completed	Waiting List
Anger Management	184	166	892
Thinking Errors	156	124	926
Substance Abuse Education	317	284	625
Communication Skills	255	214	850
Domestic Violence	36	36	185
Victims of Domestic Violence	24	23	43
Stress Management	196	172	949
Parenting	90	76	407

**Suicide:** There were 116 suicidal threats during June. There were eight attempts resulting in two deaths.

**Outpatient:** There were 2,172 inmates on the mental health medical log at the beginning of June. Mental Health staff conducted the following contacts during the month:

Case Management Contacts	2,105
Requests for Interviews	1,132
Testing	2
Intakes	797
Unit Requests	1,599
Pre-Lockup Reviews	549
Routine Restrictive Housing Reviews	790
Restrictive Housing Rounds	18,532
PREA Evaluations	71
Routine Follow-up	400
834 Requests	13

**County Mental Health Requests:** During June, there were 94 requests received of a mental health nature. Of those, 40 inmates were fast-tracked to ADC. *Note: Most inmates were not transferred due to COVID-19.*

**County Medical Health Requests:** During June, there were 398 requests received of a medical nature. A total of six inmates were fast-tracked to ADC.

**Medical Contract Reimbursements:** Sanction reimbursements for May amounted to \$8000.00.

**Deaths:** There were nine inmate deaths during the month of June. Four were claimed and five were cremated.

**Wellpath:** See attachment for Wellpath's report regarding outside beds and emergency room visits.

**Medical Grievances:** In June, there were 147 appeals of medical grievances received and 149 appeals were answered. Three were found to be with merit and one with merit but resolved.

## SEX OFFENDER ASSESSMENT

### Assessments Completed:

Risk Level	June	September 1999 through June 2021
Level 1	0	1,211
Level 2	29	8,380
Level 3	18	7,320
Level 4	0	713
Default 3	3	*
<b>Total</b>	<b>50</b>	<b>17,624</b>
*Default Level 3's are included in the total number of Level 3's to date.		

**SEX OFFENDER ASSESSMENT, continued****ACIC Numbers:**

The total number of sex offenders registered from September 1999 through June 2021:

Compliant	17,578
Delinquent	8,461
Confined	3,368
Out-of-State	3,881
Address Unknown	146
Deported	208
Incapacitated	95
Out of USA	14
<b>Total</b>	<b>33,761</b>

Consistent with current Arkansas law, deceased offenders no longer remain on the registry.

**PAWS IN PRISON**

June 2021 Unit	Enrolled	Graduated	Foster	Volunteer Hours
Hawkins Unit	5	2	0	0
Maximum Security Unit	9	6	0	0
McPherson Unit	8	0	0	0
North Central Unit	4	3	0	0
Ouachita River Correctional Unit	5	4	0	0
Randall L. Williams Unit	5	1	0	10
Tucker Unit	5	1	0	0
<b>Total</b>	<b>41</b>	<b>17</b>	<b>0</b>	<b>10</b>

**Completed Paws in Prison Training:**

June 2021 Program Graduates	17
YTD 2021 Program Graduates	85
Total Graduates Since Inception (December 2011)	1,748
Dogs Currently in Foster (Graduated, but Not Adopted)	0
June 2021 Volunteer Hours	10
YTD Volunteer Hours	10

**INFORMATION TECHNOLOGY**

**INMATE TABLETS** – Within the Division of Correction, a total of 2,502 inmate tablets were leased during June.

**INMATE VIDEO VISITS** – Inmates completed 16,747 video visits during the month and missed 835 within the Division of Correction.

**CONSTRUCTION/MAINTENANCE****PROJECT UPDATES**

SEE CONSTRUCTION BUDGET / STATUS REPORT IN ATTACHMENTS SECTION (PAGES 24-25).

**AGENCY HIGHLIGHTS****JUNE 2021:*****Paws In Prison Launched at McPherson Unit***

A big “pawty” was held on June 1 to launch the Paws in Prison program at the McPherson Unit. This is the first new program since Paws in Prison began ten years ago. Members of the media were invited to attend as the inmate trainers met the dogs they’ll be working with for the first time. ADC Director Dexter Payne and DOC Secretary Solomon Graves both spoke of the positive impact that the program has on the inmate trainers and the members of the public who end up adopting them. During the event, Deputy Warden Billy Inman was presented with a Golden Paw Award by the Arkansas Paws in Prison Foundation for outstanding service to the organization.

***Faith-Based Volunteer Opportunities Explored***

During the month, Ardella Bearden, ADC Program Eligibility Coordinator II, and Lauren Holstead, Volunteer Coordinator of the Programs Division, visited with Family Church Pastor Roosevelt Brown in Pine Bluff to discuss



volunteer opportunities and to make plans to start a faith-based coalition.

***Inmates Provide Dumas Flood Assistance***

Inmates from the Arkansas Department of Corrections Varner Unit spent all day on June 9 shoveling through four loads of sand to make sandbags for Dumas residents who were affected by area flooding. KTHV Channel 11 reported on the story.





**AGENCY HIGHLIGHTS, continued*****Pine Bluff Complex Staff Participates in Law Enforcement Torch Run for Special Olympics***

Members of the Emergency Response Team from the Pine Bluff Complex took part in the annual Law Enforcement Torch Run for Special Olympics Arkansas in Pine Bluff on June 16. Our runners received many cheers of encouragement when passing the Jenkins Memorial Center.

***ACA Reaccreditation Awarded to McPherson Unit***

On June 17, Warden Michelle Gray and the dedicated staff at the North Central Unit were granted reaccreditation by the American Correctional



Association with stellar results: 100% on both Mandatory Standards/Best Practices and Non-Mandatory Standards/Best Practices. We congratulate them for their hard work.

***Incentive Plan Announced to Encourage COVID Vaccinations Among Offender Population***

On June 24, an incentive payment program was announced for offenders who receive the COVID-19 vaccine. Payments will begin being dispersed on July 1 and will consist of \$10 per dose, for a total of \$20 once fully vaccinated. The money will be a one-time payment deposited into the offender's trust account following notification from medical provider, Wellpath, that they've been vaccinated. The payment program will continue monthly until the program ends.

***Agriculture Secretary Tours Cummins Farm***

Arkansas Department of Agriculture Secretary Wes Ward toured the farm at the Cummins Unit on June 23 with Secretary of Corrections Solomon Graves, Farm Administrator Davey Farabough, ADC Director Dexter Payne, and Farm Manager Mike Hickerson.

**REGIONAL MAINTENANCE PROJECT HIGHLIGHTS - JUNE 2021****Trash Clean Up on Goodfellow Rd. (Lincoln Co.)***Varner Regional Maintenance 1 and 2 – June 3:*

Before



After

**Making Sandbags at Firehouse - Dumas, AR***Varner Regional Maintenance 1 – June 8:*

Before



After

**Spreading Sand at Softball Field - Star City, AR***Varner Regional Maintenance – June 14:*

Before



After

## 2021 INFORMAL GRIEVANCE REPORT

Month	BENTON	HAWK/M	HAWK/F	WRTS	EARU & MX	GRIMES	RLW	MCWR	MCPH	MSU	NCU	PBU	NWA	TU	TRCC	VSMX	VU	CU & CMU	ORCU	Ester	DRU	TOTAL
JAN	1	30	1	56	269	243	41	0	301	147	106	43	0	62	0	152	26	124	174	41	99	1,916
FEB	1	15	22	78	185	177	25	0	465	149	67	26	0	91	3	163	37	363	112	27	63	2,069
MAR	1	15	22	87	279	207	11	0	376	149	66	38	0	120	4	188	29	196	164	52	96	2,100
APR	3	15	24	70	297	173	18	0	210	108	142	38	0	86	5	362	77	178	163	16	128	2,113
MAY	2	15	14	37	254	188	19	0	320	103	104	22	0	49	4	220	46	254	128	12	158	1,949
JUN	1	30	29	37	253	259	29	0	461	123	133	46	0	53	4	452	133	241	166	32	148	2,630
JUL	0	0	0	0	0	0	0	0	0	0	0	0	0	0	0	0	0	0	0	0	0	0
AUG	0	0	0	0	0	0	0	0	0	0	0	0	0	0	0	0	0	0	0	0	0	0
SEPT	0	0	0	0	0	0	0	0	0	0	0	0	0	0	0	0	0	0	0	0	0	0
OCT	0	0	0	0	0	0	0	0	0	0	0	0	0	0	0	0	0	0	0	0	0	0
NOV	0	0	0	0	0	0	0	0	0	0	0	0	0	0	0	0	0	0	0	0	0	0
DEC	0	0	0	0	0	0	0	0	0	0	0	0	0	0	0	0	0	0	0	0	0	0
TOTAL	9	120	112	365	1,537	1,247	143	0	2,133	779	618	213	0	461	20	1,537	348	1,356	907	180	692	12,777

## 2021 FORMAL GRIEVANCE REPORT

Month	BENTON	HAWK/M	HAWK/F	WRTS	EARU & MX	GRIMES	RLW	MCWR	MCPH	MSU	NCU	PBU	NWA	TU	TRCC	VSMX	VU	CU & CMU	ORCU	Ester	DRU	TOTAL
JAN	1	15	1	30	293	176	17	0	173	197	71	24	0	55	2	152	26	150	125	22	44	1,574
FEB	2	7	8	40	272	115	21	0	158	186	51	8	0	79	0	163	37	126	89	16	35	1,413
MAR	3	7	8	53	375	98	7	0	188	264	47	8	0	92	0	188	29	149	147	27	96	1,786
APR	2	1	3	46	374	82	11	0	125	128	97	13	0	46	1	227	53	132	92	10	62	1,505
MAY	1	7	1	29	305	109	15	1	154	95	80	10	0	62	1	206	36	206	98	7	58	1,481
JUN	0	7	9	43	345	134	17	0	154	145	82	22	0	47	0	251	63	227	112	19	87	1,764
JUL	0	0	0	0	0	0	0	0	0	0	0	0	0	0	0	0	0	0	0	0	0	0
AUG	0	0	0	0	0	0	0	0	0	0	0	0	0	0	0	0	0	0	0	0	0	0
SEPT	0	0	0	0	0	0	0	0	0	0	0	0	0	0	0	0	0	0	0	0	0	0
OCT	0	0	0	0	0	0	0	0	0	0	0	0	0	0	0	0	0	0	0	0	0	0
NOV	0	0	0	0	0	0	0	0	0	0	0	0	0	0	0	0	0	0	0	0	0	0
DEC	0	0	0	0	0	0	0	0	0	0	0	0	0	0	0	0	0	0	0	0	0	0
TOTAL	9	44	30	241	1,964	714	88	1	952	1,015	428	85	0	381	4	1,187	244	990	663	101	382	9,523



## INMATE INSTITUTIONAL GRIEVANCE APPEAL REPORT – JUNE 2021

	Acknowledged	Rejected	Processed W/O Merit	Processed W/ Merit
Benton Unit	0	0	0	0
Benton Work Release	0	0	0	0
Bowie County Texas Correctional Facility	0	0	0	0
Cummins Unit	35	6	23	1
Cummins Modular Unit	1	1	2	0
Delta Regional Unit	17	6	17	0
East Arkansas Regional Unit	26	3	29	0
East Arkansas Regional Max Unit	92	8	106	0
Ester Unit	10	1	0	0
Grimes Unit	23	12	20	0
Maximum Security Unit	55	7	55	1
Tucker Re-Entry	0	0	0	0
McPherson Unit	17	11	16	0
McPherson Mental Health Residential Program Unit	0	0	0	0
Mississippi County Work Release Center	0	0	1	0
Northwest Arkansas Work Release Center	0	0	0	0
North Central Unit	21	2	29	0
Ouachita River Correctional Unit	4	13	15	0
ORCU Hospital	0	0	0	0
ORCU New Commitment	0	3	3	0
ORCU Mental Health Residential Program Unit	1	0	2	0
Pine Bluff Unit	9	0	7	0
Pine Bluff Re-Entry	0	0	0	0
Randall L. Williams Correctional Facility	5	3	1	0
Texarkana Regional Correctional Center	0	0	0	0
Tucker Unit	21	9	23	0
Varner Super Max	129	12	87	0
Varner Unit	30	7	13	0
Wrightsville Unit	12	10	17	0
Hawkins Center	2	0	0	0
Hawkins for Males	5	0	1	0
Hawkins SPU	0	0	0	0
<b>Total</b>	<b>515</b>	<b>114</b>	<b>467</b>	<b>2</b>

## ADMISSIONS AND RELEASES – JUNE 2021

<u>Admissions</u>	<u>Male</u>	<u>Female</u>	<u>Total</u>
Asian	1	0	1
Black	206	8	214
Hispanic	22	1	23
Native American Indian	1	2	3
Native Hawaiian or Pacific Isl.	0	0	0
White	449	80	529
Other	1	0	1
Unknown	0	0	0
<b>Total</b>	<b>680</b>	<b>91</b>	<b>771</b>

<u>Releases</u>	<u>Male</u>	<u>Female</u>	<u>Total</u>
Asian	2	0	2
Black	150	19	169
Hispanic	10	2	12
Native American Indian	1	0	1
Native Hawaiian or Pacific Isl.	0	0	0
White	226	64	290
Other	0	0	0
Unknown	0	0	0
<b>Total</b>	<b>389</b>	<b>85</b>	<b>474</b>

## ADC INMATE POPULATION GROWTH 2000-2027 - JUNE 2021

Updated 06/30/2021

Mo.	2000	2001	2002	2003	2004	2005	2006	2007	2008	2009	2010	2011	2012	2013	2014	2015	2016	2017	2018	2019	2020	2021
Jan.	11,984	11,908	12,402	13,015	13,105	13,595	13,481	13,839	14,518	14,796	15,334	16,312	15,134	14,815	17,481	18,142	17,785	17,824	18,201	17,958	17,989	16,119
Feb.	12,169	12,022	12,529	13,054	13,166	13,783	13,633	14,012	14,603	14,883	15,374	16,209	14,990	15,008	17,438	18,082	17,625	17,608	17,998	17,846	18,181	16,120
March	12,006	12,033	12,299	13,108	13,088	13,418	13,534	13,772	14,580	14,843	15,290	16,095	14,964	14,665	17,395	18,233	17,573	17,666	18,089	17,898	17,860	16,085
April	12,069	12,167	12,465	13,213	13,323	13,469	13,554	13,851	14,769	14,937	15,570	16,172	15,124	14,850	17,604	18,703	17,815	17,798	18,227	17,977	17,331	16,250
May	12,109	12,384	12,558	13,463	13,556	13,528	13,711	14,146	14,880	15,146	15,694	16,062	15,132	15,074	17,593	18,693	17,769	17,652	17,945	17,817	16,694	16,476
June	12,005	12,108	12,439	13,418	13,389	13,251	13,430	13,915	14,700	15,025	15,564	15,554	14,832	14,825	17,340	18,813	17,973	17,963	17,972	17,942	16,552	16,560
July	12,030	12,190	12,622	13,509	13,528	13,286	13,560	14,082	14,868	15,195	15,807	15,519	14,879	15,379	17,522	18,870	18,130	18,180	18,005	18,002	16,511	
August	12,087	12,371	12,815	13,565	13,632	13,419	13,646	14,224	15,100	15,385	15,829	15,240	14,675	16,103	17,549	18,806	17,919	18,051	17,751	18,090	16,367	
September	11,983	12,289	12,774	13,341	13,516	13,237	13,652	14,217	14,850	15,285	16,025	15,172	14,724	16,412	17,605	18,549	18,026	18,179	17,865	17,856	16,215	
October	12,119	12,348	12,942	13,341	13,584	13,363	13,775	14,349	14,836	15,381	16,311	15,271	14,856	16,993	17,880	18,430	18,127	18,348	17,943	17,947	16,311	
November	12,094	12,408	13,162	13,408	13,706	13,587	13,913	14,437	15,025	15,340	16,460	15,205	14,625	17,168	17,848	17,981	17,573	17,973	17,666	18,060	16,165	
December	11,856	12,333	12,845	13,106	13,470	13,338	13,728	14,315	14,716	15,199	16,204	15,062	14,654	17,235	17,874	17,707	17,537	18,078	17,799	17,759	16,094	
Net Ann. Inc.	29	477	512	261	364	-132	390	587	401	483	1,005	-1,142	-408	2,581	639	-167	-170	541	-279	-40	-1,665	466
Avg. Mo. Inc.	2	40	43	22	30	-11	33	49	33	40	84	-95	-34	215	53	-14	-14	45	-23	-3	-139	78

Population is total jurisdictional count at end of each month. Population at end of month December 1999 was 11,827.

Average monthly population increase for past fifteen years 2006 - 2020 is 15

Average monthly population increase for past ten years Jan. 2011 - Dec 2020 is -1

Average monthly population increase for past five years 2016 - 2020 is -27

Projected at Growth of 15 per Month

Mo.	2008	2009	2010	2011	2012	2013	2014	2015	2016	2017	2018	2019	2020	2021	2022	2023	2024	2025	2026	2027
	Actual	Actual	Actual	Actual	Actual	Actual	Actual	Actual	Actual	Actual	Actual	Actual	Actual	Actual	Proj.	Proj.	Proj.	Proj.	Proj.	Proj.
January	14,518	14,796	15,334	16,312	15,134	14,815	17,481	18,142	17,785	17,824	18,201	17,958	17,989	16,119	16,665	16,845	17,025	17,205	17,385	17,565
February	14,603	14,883	15,374	16,209	14,990	15,008	17,438	18,082	17,625	17,608	17,998	17,846	18,181	16,120	16,680	16,860	17,040	17,220	17,400	17,580
March	14,580	14,843	15,290	16,095	14,964	14,665	17,395	18,233	17,573	17,666	18,089	17,898	17,860	16,085	16,695	16,875	17,055	17,235	17,415	17,595
April	14,769	14,937	15,570	16,172	15,124	14,850	17,604	18,703	17,815	17,798	18,227	17,977	17,331	16,250	16,710	16,890	17,070	17,250	17,430	17,610
May	14,880	15,146	15,694	16,062	15,132	15,074	17,593	18,693	17,769	17,652	17,945	17,817	16,694	16,476	16,725	16,905	17,085	17,265	17,445	17,625
June	14,700	15,025	15,564	15,554	14,832	14,825	17,340	18,813	17,973	17,963	17,972	17,942	16,552	16,560	16,740	16,920	17,100	17,280	17,460	17,640
July	14,868	15,195	15,807	15,519	14,879	15,379	17,522	18,870	18,130	18,180	18,005	18,002	16,511	16,575	16,755	16,935	17,115	17,295	17,475	17,655
August	15,100	15,385	15,829	15,240	14,675	16,103	17,549	18,806	17,919	18,051	17,751	18,090	16,367	16,590	16,770	16,950	17,130	17,310	17,490	17,670
September	14,850	15,285	16,025	15,172	14,724	16,412	17,605	18,549	18,026	18,179	17,865	17,856	16,215	16,605	16,785	16,965	17,145	17,325	17,505	17,685
October	14,836	15,381	16,311	15,271	14,856	16,993	17,880	18,430	18,127	18,348	17,943	17,947	16,311	16,620	16,800	16,980	17,160	17,340	17,520	17,700
November	15,025	15,340	16,460	15,205	14,625	17,168	17,848	17,981	17,573	17,973	17,666	18,060	16,165	16,635	16,815	16,995	17,175	17,355	17,535	17,715
December	14,716	15,199	16,204	15,062	14,654	17,235	17,874	17,707	17,537	18,078	17,799	17,759	16,094	16,650	16,830	17,010	17,190	17,370	17,550	17,730
Net Ann. Inc.	401	483	1,005	-1,142	-408	2,581	639	-167	-170	541	-279	-40	-1,665	556	180	180	180	180	180	180
Ave. Mo. Inc.	33	40	84	-95	-34	215	53	-14	-14	45	-23	-3	-139	46	15	15	15	15	15	15



## MONTHLY POPULATION AVERAGES - JUNE 2021

Unit/Center	6/1	6/2	6/3	6/4	6/7	6/8	6/9	6/10	6/11	6/14	6/15	6/16	6/17	6/18	6/21	6/22	6/23	6/24	6/25	6/28	6/29	6/30	AVG
Benton	267	267	274	276	266	268	284	284	284	283	281	279	287	289	293	298	297	297	298	299	299	299	285
Cummins	1,906	1,907	1,906	1,906	1,907	1,920	1,922	1,922	1,919	1,916	1,912	1,905	1,902	1,900	1,896	1,894	1,896	1,894	1,890	1,928	1,934	1,930	1,910
Delta	602	601	588	582	595	594	594	590	602	601	601	600	607	606	605	605	604	613	614	614	615	614	602
East AR Reg	1,525	1,524	1,522	1,531	1,530	1,529	1,524	1,521	1,517	1,516	1,539	1,538	1,559	1,557	1,552	1,548	1,547	1,546	1,545	1,545	1,544	1,544	1,537
Ester	484	501	504	501	500	527	526	543	543	563	564	563	561	554	552	552	552	552	551	550	550	550	538
Grimes	1,056	1,054	1,054	1,049	1,049	1,047	1,055	1,067	1,062	1,078	1,076	1,074	1,065	1,065	1,071	1,070	1,074	1,078	1,076	1,076	1,077	1,071	1,066
Max Sec	558	558	557	557	555	554	554	555	555	555	555	555	555	555	555	555	555	555	555	557	557	556	556
McPherson	919	922	922	931	930	935	935	921	923	924	927	929	925	930	924	925	930	926	923	923	928	924	926
MCWRC	112	112	112	112	112	112	112	112	117	117	115	114	114	114	114	114	114	117	117	119	119	119	115
N Central	836	855	849	843	852	849	853	851	848	845	844	854	854	853	850	849	845	842	842	836	836	830	846
NWAWRC	100	100	100	95	97	100	99	100	99	99	100	100	100	100	100	100	100	100	100	100	100	100	100
Ouachita River	1,655	1,645	1,682	1,694	1,707	1,707	1,695	1,694	1,712	1,703	1,703	1,728	1,736	1,732	1,703	1,730	1,723	1,717	1,719	1,710	1,707	1,741	1,707
Randall L Williams	526	495	494	521	529	500	522	529	529	507	526	526	504	529	512	519	520	518	526	528	531	515	518
Pine Bluff	490	504	502	501	490	490	490	494	492	486	482	482	502	500	505	515	513	513	512	506	505	520	500
PB Reentry	53	53	52	52	52	52	52	52	52	52	54	54	54	54	54	54	53	53	53	53	53	53	53
TRCC	100	100	100	96	96	96	96	96	96	96	96	96	96	96	99	99	99	98	98	98	98	96	97
Tucker	778	789	784	783	777	772	769	767	766	764	764	764	762	762	761	754	750	760	758	766	761	761	767
Vamer	1,645	1,643	1,640	1,639	1,632	1,626	1,626	1,626	1,629	1,631	1,625	1,624	1,624	1,621	1,617	1,619	1,615	1,620	1,619	1,620	1,618	1,616	1,626
Wrightsville	784	784	780	773	770	771	767	764	761	782	779	778	776	778	792	791	801	801	785	782	819	818	783
WR Hawkins-Females	244	244	244	244	241	242	247	246	246	246	246	245	244	244	244	244	244	244	244	244	244	239	244
WR Hawkins-Males	192	192	192	192	190	190	189	189	189	188	190	195	197	197	197	196	190	190	190	190	189	187	191
Total ADC	14,832	14,850	14,858	14,878	14,877	14,881	14,911	14,923	14,941	14,952	14,979	15,003	15,024	15,038	14,996	15,031	15,022	15,034	15,015	15,044	15,084	15,083	14,967
ALETA	14	14	14	14	14	15	15	15	15	15	15	15	15	15	15	15	15	15	15	15	15	15	15
Ar State Police	52	52	52	52	52	52	51	51	52	52	52	51	51	51	51	51	51	51	51	51	51	51	51
Co Jail / M	1,107	1,087	1,067	1,074	1,048	1,055	1,040	1,029	1,017	993	961	954	937	949	964	939	977	961	972	959	958	939	999
Co Jail / F	127	121	124	124	125	120	117	121	124	126	121	121	123	122	117	114	111	115	119	128	126	123	121
Total Co Jail BK	1,234	1,208	1,191	1,198	1,173	1,175	1,157	1,150	1,141	1,119	1,082	1,075	1,060	1,071	1,081	1,053	1,088	1,076	1,091	1,087	1,084	1,062	1,120
309/M	233	234	236	236	237	239	238	237	238	235	234	234	234	234	235	235	234	235	235	235	235	235	235
309/F	87	87	87	86	86	86	86	86	86	86	87	88	89	89	90	91	91	90	89	88	87	90	88
Total Act 309	320	321	323	322	323	325	324	323	324	321	321	322	323	323	325	326	325	325	324	323	322	325	323
Total Non ADC	1,620	1,595	1,580	1,586	1,562	1,567	1,547	1,539	1,532	1,507	1,470	1,463	1,449	1,460	1,472	1,445	1,479	1,467	1,481	1,476	1,472	1,453	1,509
Total	16,452	16,445	16,438	16,464	16,439	16,448	16,458	16,462	16,473	16,459	16,449	16,466	16,473	16,498	16,468	16,476	16,501	16,501	16,496	16,520	16,556	16,536	16,476

## RESTRICTIVE HOUSING QUARTERLY REPORT APRIL 1, 2021 TO JUNE 30, 2021

### Restrictive Housing Disciplinary Counts

12-3 : Failure to Obey Order of Staff	459
04-8 : Battery - Use of Force on an Inmate	305
05-3 : Assault - Verbal or Written Threat	289
12-4 : Refusing a Direct Verbal Order	257
11-1 : Insolence to a Staff Member	219
03-5 : Out of Place of Assignment	197
09-3 : Possession/Introduce Drugs	137
02-16 : Refusal to Submit to Testing	119
02-17 : Creating Unnecessary Noise	112
05-5 : Provoking or Agitating a Fight	107
10-3 : Indecent Exposure	97
09-5 : Possession/Introduction Of Clothing	84
09-15 : Possession/Introduction/Use of Cell Phone	75
02-2 : Use of Drugs, Alcohol, Chemical	74
01-1 : Banding Together/Demonstration	70
02-12 : Keep Person/Quarters W Regulat	68
09-1 : Possession/Intro of Fireworks	61
02-5 : Unauthorized Use of Mail/Phone	53
07-1 : Unauthorized Use of State Prop	51
13-2 : Lying to a Staff Member	50

### Disciplinary Categories

Violence to Others	377
Possession of Drug-Related Contraband	211
Masturbation/Indecent Exposure	104
Sex with Another Person	18
Other Violations	2,641

Inmates Placed in RH	2,164
----------------------	-------

### Population Demographics

RACE	GENDER		Total
	M	F	
Asian	5	0	5
Black	1,842	80	1,922
Caucasian	1,362	112	1,474
Hispanic	90	9	99
NA Indian	6	1	7
Native Hawaiian or Pacific Isl	2	0	2
Other	3	0	3
<b>Total</b>	<b>3,310</b>	<b>202</b>	<b>3,512</b>

Protective Custody	7
Age 21 or Younger	79
Age 55 or Older	212
SMI	60

### Suicides/Deaths in Restrictive Housing

Suicides	0
Suicide Attempts	13
Deaths	5

**FISCAL YEAR 2021 COUNTY JAIL BACKUP - JUNE 2021**

DAY	Jul-20	Aug-20	Sep-20	Oct-20	Nov-20	Dec-20	Jan-21	Feb-21	Mar-21	Apr-21	May-21	Jun-21
1	800	1,284	1,625	1,827	2,090	1,879	1,891	2,226	1,984	1,599	1,357	1,234
2	829	1,284	1,642	1,833	2,124	1,896	1,891	2,224	1,982	1,599	1,357	1,208
3	850	1,309	1,672	1,833	2,076	1,894	1,891	2,250	1,923	1,599	1,345	1,191
4	850	1,308	1,696	1,833	2,087	1,917	1,891	2,259	1,936	1,599	1,329	1,198
5	850	1,299	1,696	1,842	2,109	1,917	1,897	2,221	1,900	1,576	1,314	1,198
6	850	1,304	1,696	1,862	2,140	1,917	1,914	2,221	1,900	1,549	1,294	1,198
7	863	1,334	1,718	1,884	2,140	1,882	1,932	2,221	1,900	1,535	1,303	1,173
8	874	1,334	1,718	1,902	2,140	1,840	1,959	2,173	1,859	1,535	1,303	1,175
9	898	1,334	1,679	1,897	2,137	1,815	1,959	2,131	1,870	1,578	1,303	1,157
10	932	1,331	1,689	1,897	2,080	1,797	1,959	2,107	1,813	1,578	1,290	1,150
11	932	1,350	1,672	1,897	2,028	1,827	1,969	2,086	1,793	1,578	1,260	1,141
12	932	1,351	1,672	1,918	2,028	1,827	1,971	2,085	1,782	1,577	1,267	1,141
13	961	1,361	1,672	1,925	2,026	1,827	2,005	2,085	1,782	1,538	1,225	1,141
14	975	1,380	1,676	1,947	2,026	1,843	2,016	2,085	1,782	1,509	1,275	1,119
15	1,003	1,380	1,702	1,917	2,026	1,852	2,057	2,035	1,798	1,491	1,275	1,082
16	1,032	1,380	1,705	1,955	1,989	1,835	2,057	2,035	1,759	1,469	1,275	1,075
17	1,059	1,388	1,731	1,955	1,961	1,854	2,057	2,032	1,733	1,469	1,268	1,060
18	1,059	1,403	1,769	1,955	1,918	1,897	2,065	2,025	1,741	1,469	1,244	1,071
19	1,059	1,426	1,769	1,944	1,907	1,897	2,065	2,017	1,717	1,471	1,267	1,071
20	1,081	1,457	1,769	1,958	1,890	1,897	2,068	2,017	1,717	1,434	1,266	1,071
21	1,099	1,481	1,772	1,974	1,890	1,863	2,071	2,017	1,717	1,453	1,268	1,081
22	1,124	1,481	1,786	1,969	1,890	1,893	2,095	2,004	1,739	1,423	1,268	1,053
23	1,168	1,481	1,811	1,998	1,837	1,856	2,095	1,993	1,710	1,414	1,268	1,088
24	1,181	1,496	1,801	1,998	1,846	1,796	2,095	2,009	1,684	1,414	1,251	1,076
25	1,181	1,518	1,835	1,998	1,866	1,796	2,106	2,001	1,676	1,414	1,256	1,091
26	1,181	1,539	1,835	2,023	1,866	1,796	2,103	2,006	1,657	1,400	1,251	1,091
27	1,203	1,566	1,835	2,033	1,866	1,796	2,106	2,006	1,657	1,356	1,236	1,091
28	1,216	1,589	1,810	2,019	1,866	1,795	2,120	2,006	1,657	1,384	1,260	1,087
29	1,242	1,589	1,791	2,056	1,866	1,820	2,200		1,627	1,365	1,260	1,084
30	1,263	1,589	1,815	2,090	1,866	1,850	2,200		1,606	1,357	1,260	1,062
31	1,284	1,607		2,090		1,866	2,200		1,629		1,234	
Avg Daily Backup	1,027	1,417	1,735	1,943	1,986	1,853	2,029	2,020	1,775	1,491	1,278	1,122

Notes: Totals do not include 309 Contracts in County Jails (maximum of 336)

County Jail Back-up for June 2021 - 1,112

County Jail Back-up Fiscal Year Average as of June 30, 2021 - 1,640

Short-Term Revocation Program for June 2021 - 870

Short-Term Revocation Program Fiscal Year Average - 731

County Jail Backup Averages for Fiscal Year 2020 Included on Next Page for Reference



**FISCAL YEAR 2020 COUNTY JAIL BACKUP**

DAY	Jul-19	Aug-19	Sep-19	Oct-19	Nov-19	Dec-19	Jan-20	Feb-20	Mar-20	Apr-20	May-20	Jun-20
1	1,502	1,507 *	1,639	1,434	1,521 *	1,584	1,278 *	1,319 *	1,527	1,158	768	579
2	1,500	1,518	1,620	1,417 *	1,521	1,584	1,278 *	1,319	1,531	1,163 *	768	553
3	1,506 *	1,518	1,620	1,443 *	1,521	1,508	1,279	1,331	1,518	1,170 *	768	576
4	1,495 *	1,518	1,586	1,467	1,502	1,432 *	1,279	1,316	1,460 *	1,170	722	609
5	1,495	1,536	1,558 *	1,467	1,505	1,412 *	1,279	1,334	1,430 *	1,170	646	598
6	* 1,495	1,506	1,531 *	1,467	1,513	1,397	1,281	1,354	1,457	1,169	616 *	598
7	* 1,495	1,511 *	1,531	1,443	1,538 *	1,397	1,271	1,402 *	1,457	1,089	598 *	598
8	1,507	1,492 *	1,531	1,443	1,547 *	1,397	1,274 *	1,402 *	1,457	1,070	609	627
9	1,510	1,491	1,505	1,444 *	1,547	1,345	1,300 *	1,402	1,398	1,070 *	609	600
10	1,520 *	1,491	1,504	1,441 *	1,547	1,332	1,300	1,384	1,353	983 *	609	623
11	1,544 *	1,491	1,487	1,446	1,545	1,296 *	1,300	1,393	1,357 *	983	565	649
12	1,550	1,503	1,446 *	1,446	1,545	1,280 *	1,300	1,396	1,350 *	983	588	602
13	* 1,550	1,523	1,429 *	1,446	1,528	1,293	1,259	1,400	1,356	985	550 *	602
14	* 1,550	1,538 *	1,429	1,444	1,517 *	1,293	1,263	1,430 *	1,356	922	556 *	602
15	1,527	1,562 *	1,429	1,454	1,556 *	1,293	1,253 *	1,430 *	1,356	930	530	641
16	1,523	1,584	1,437	1,430 *	1,556	1,286	1,197 *	1,430	1,355	928 *	530	642
17	1,507 *	1,584	1,439	1,433 *	1,556	1,261	1,194	1,434	1,340	880 *	530	622
18	1,491 *	1,584	1,435	1,453	1,498	1,229 *	1,194	1,434	1,300 *	880	535	647
19	1,518	1,596	1,452 *	1,453	1,475	1,236 *	1,194	1,441	1,337 *	880	510	653
20	* 1,518	1,609	1,443 *	1,453	1,509	1,249	1,181	1,436	1,262	877	532 *	653
21	* 1,518	1,609 *	1,443	1,432	1,525 *	1,249	1,181	1,434 *	1,262	872	525 *	653
22	1,503	1,625 *	1,443	1,442	1,513 *	1,249	1,165 *	1,434 *	1,262	883	519	653
23	1,511	1,660	1,443	1,452 *	1,513	1,273	1,180 *	1,434	1,295	911 *	519	664
24	1,488 *	1,660	1,429	1,464 *	1,513	1,239	1,188	1,454	1,246	921 *	519	690
25	1,497 *	1,660	1,416	1,489	1,556	1,239 *	1,188	1,481	1,222 *	921	504	732
26	1,526	1,622	1,396 *	1,489	1,571	1,239 *	1,188	1,487	1,436 *	921	504	738
27	* 1,526	1,614	1,428 *	1,489	1,581	1,241	1,210	1,518	1,202	865	525 *	738
28	* 1,526	1,636 *	1,428	1,493	1,584 *	1,241	1,225	1,527 *	1,202	807	544 *	738
29	1,515	1,651 *	1,428	1,464	1,584 *	1,241	1,270 *	1,527 *	1,202	816	566	761
30	1,522	1,639	1,423	1,472 *	1,584	1,246	1,286		1,195	791 *	566	778
31	1,514 *	1,639		1,500		1,263	1,319		1,203		566	
Avg Daily Backup	1,514	1,570	1,478	1,455	1,536	1,317	1,244	1,417	1,345	972	581	647

Notes: Totals do not include 309 Contracts in County Jails (maximum of 336)

County Jail Back-up Average for June 2020 ~ 647

County Jail Back-up Fiscal Year Average ~ 1,256

Short Term Revocation Program Average for June 2020 ~ 647

Short Term Revocation Program Fiscal Year Average ~ 644

## STTG UNIT COUNTS – JUNE 2021

Unit	Beginning Total	Confirmed	Suspected	In	Out	Paroled	Removed	Ending Total	Total Unit Population	Unit % of STTG's
Benton	65	1	0	12	1	3	0	74	294	25.17%
Cummins	656	0	0	37	26	14	0	653	1,905	34.28%
Delta	174	0	0	31	13	8	0	184	609	30.21%
EARU	579	0	0	25	10	6	0	588	1,536	38.28%
Ester	75	2	0	29	6	4	0	96	557	17.24%
Grimes	378	0	0	30	21	11	0	376	1,082	34.75%
Hawkins	45	0	0	2	0	0	0	47	427	11.01%
Max	269	0	0	5	3	1	0	270	556	48.56%
Mcpherson	39	0	0	0	0	1	0	38	917	4.14%
MCWR	29	0	0	1	0	1	0	29	118	24.58%
NCU	267	2	0	38	26	0	0	281	838	33.53%
NWAWR	30	0	0	6	1	2	0	33	99	33.33%
ORCU	456	0	0	203	205	9	0	445	1,534	29.01%
ORCU Intake	136	214	0	0	212	0	0	138	209	66.03%
Pine Bluff	119	0	0	58	23	0	0	154	570	27.02%
RLW	192	0	0	31	31	7	0	185	511	36.20%
TWR	33	0	0	6	2	2	0	35	101	34.65%
Tucker	251	0	0	10	1	0	0	260	751	34.62%
Varner	661	0	0	47	45	16	2	645	1,609	40.09%
Wrightsville	247	0	0	32	14	6	0	261	840	31.07%
<b>Total</b>	<b>4,701</b>	<b>219</b>	<b>0</b>	<b>603</b>	<b>640</b>	<b>91</b>	<b>2</b>	<b>4,792</b>	<b>15,063</b>	<b>31.81%</b>

ORCU Intake brought in 214 new STTG members into ADC last month.

## STTG DISCIPLINARY REPORT – JUNE 2021

Unit	STTG Incidents	STTG Suspected Incidents	Total Unit Disciplinary	Disciplinary Involving STTG	Percentage
Benton	0	0	15	5	33.33%
Cummins	0	0	230	93	40.43%
Delta	0	0	137	63	45.99%
EARU	0	0	468	310	66.24%
Easter	0	0	21	9	42.86%
Grimes	0	0	173	105	60.69%
Hawkins	0	0	1	0	0.00%
Max	0	0	86	58	67.44%
Mcpherson	0	0	142	14	9.86%
MCWR	0	0	1	0	0.00%
NCU	0	0	125	60	48.00%
NWAWR	0	0	3	2	66.67%
ORCU	0	0	143	55	38.46%
ORCU Intake	0	0	4	3	75.00%
Pine Bluff	0	0	99	57	57.58%
RLW	1	0	90	51	56.67%
TWR	0	0	1	0	0.00%
Tucker	0	0	82	42	51.22%
Varner	0	0	212	118	55.66%
Wrightsville	0	0	56	31	55.36%
<b>Total</b>	<b>1</b>	<b>0</b>	<b>2,089</b>	<b>1,076</b>	<b>51.51%</b>



## STTG COUNTS BY STTG SET – JUNE 2021

STTG Set	Benton	Cummins	Delta	EARU	Ester	Grimes	Hawkins	Max	Mcpherson	MCWR	NCU	NWAWR	ORCU	Intake	PB	RLW	TWR	Tucker	Varner	Wrightsville	Total
Asian	0	1	0	0	0	0	0	0	0	1	1	1	2	0	0	0	0	1	0	0	7
Bloods	13	155	41	105	11	72	5	58	4	6	43	10	48	15	23	39	3	41	141	45	878
Crips	4	89	14	82	10	33	8	36	7	2	29	2	33	11	20	15	4	19	98	32	548
Folk	5	54	0	130	3	31	10	34	7	2	16	7	93	25	4	8	2	20	64	5	520
GD	16	147	39	77	20	80	0	64	0	9	47	0	60	26	44	43	12	73	151	58	966
Mexican	1	18	8	14	5	7	1	5	4	1	8	0	9	0	6	8	0	6	28	11	140
Motorcycle	0	1	1	2	1	0	0	2	1	1	2	0	3	0	1	0	1	0	0	2	18
Other	4	23	8	9	12	16	1	7	3	1	14	1	18	1	5	7	0	9	6	9	154
People	1	21	7	12	2	25	1	17	2	0	15	0	20	1	10	10	0	14	11	11	180
Unknown	0	10	5	18	0	8	3	4	0	0	5	0	10	4	4	3	1	9	12	9	105
W/S	20	45	42	73	17	48	4	8	10	2	54	12	80	36	22	23	7	23	40	30	596
AB	0	4	1	7	4	5	1	1	0	2	0	0	5	2	1	3	1	7	13	5	62
AC	0	6	1	6	7	7	1	2	0	0	8	0	1	2	1	3	2	7	15	6	75
NAE	6	44	5	20	3	16	2	12	0	0	15	0	23	5	5	10	1	10	29	24	230
WAR	4	35	12	33	1	28	10	20	0	2	24	0	40	10	8	13	1	21	37	14	313
<b>Total</b>	<b>74</b>	<b>653</b>	<b>184</b>	<b>588</b>	<b>96</b>	<b>376</b>	<b>47</b>	<b>270</b>	<b>38</b>	<b>29</b>	<b>281</b>	<b>33</b>	<b>445</b>	<b>138</b>	<b>154</b>	<b>185</b>	<b>35</b>	<b>260</b>	<b>645</b>	<b>261</b>	<b>4,792</b>

Key:

GD = Gangster Disciples

W/S = White Supremacist

NAE = New Aryan Empire

WAR = White Aryan Resistance

AC = Aryan Circle

A+A1:U24B = Aryan Brotherhood

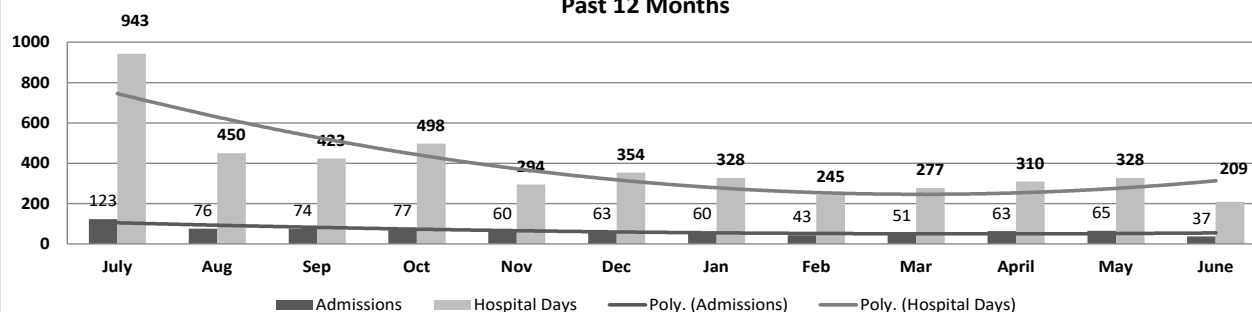
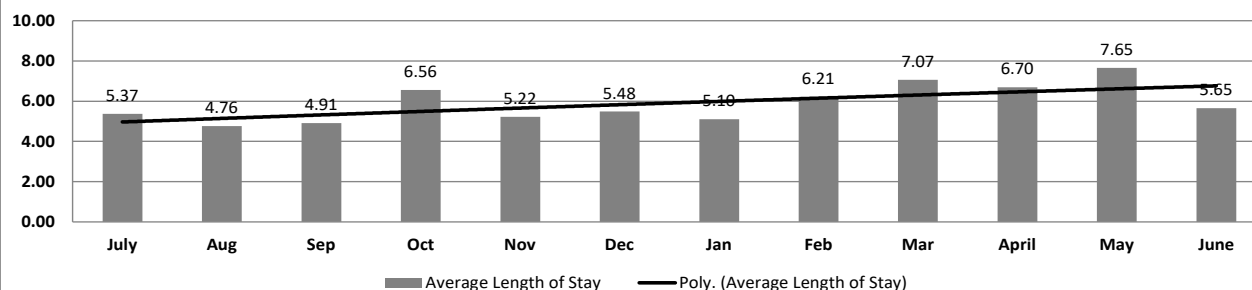
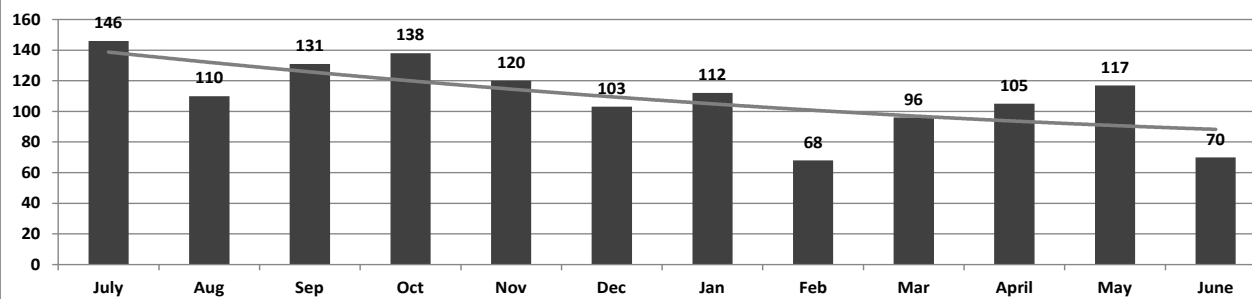
## ADC INPATIENT AND EMERGENCY ROOM UTILIZATION

ADC Inpatient Statistics Past 12 Months

	2020						2021						Average
	July	Aug	Sep	Oct	Nov	Dec	Jan	Feb	Mar	April	May	June	
Admissions	123	76	74	77	60	63	60	43	51	63	65	37	66.0
Hospital Days	943	450	423	498	294	354	328	245	277	310	328	209	388.3
Average Length of Stay	5.37	4.76	4.91	6.56	5.22	5.48	5.10	6.21	7.07	6.70	7.65	5.65	5.88

ADC ER Visits Past 12 Months

	2020						2021						Average
	July	Aug	Sep	Oct	Nov	Dec	Jan	Feb	Mar	April	May	June	
Emergency Room Visits	146	110	131	138	120	103	112	68	96	105	117	70	109.7

ADC Inpatient Utilization  
Past 12 MonthsADC Inpatient Average Length of Stay  
Past 12 MonthsADC Emergency Room Visits  
Past 12 Months

## MEDICAL GRIEVANCE BOARD REPORT – JUNE 2021

Unit	<i>Acknowledged/ Received</i>	<i>Rejected</i>	<i>Reviewed &amp; Signed by Dep Director</i>	<i>With Merit</i>	<i>With Merit, but Resolved</i>	<i>% With Merit</i>	<i>Without Merit</i>
Benton	0	0	0	0	0	0%	0
Bowie County	0	0	0	0	0	0%	0
CMU	0	0	2	0	0	0%	2
Cummins	31	8	5	1	0	20%	4
Delta	1	1	0	0	0	0%	0
EARU	17	0	15	0	0	0%	15
EARU Max	29	3	19	1	0	5%	18
Ester	0	0	1	0	0	0%	1
Grimes	9	4	9	0	0	0%	9
Hawkins	0	0	0	0	0	0%	0
McPherson	5	5	9	0	0	0%	9
MCWRC	0	0	0	0	0	0%	0
MSU	12	2	10	0	0	0%	10
North Central	13	1	26	0	0	0%	26
NWAWRC	0	0	0	0	0	0%	0
Ouachita	16	2	17	0	0	0%	17
Pine Bluff	0	0	0	0	0	0%	0
Randall L. Williams	1	0	0	0	0	0%	0
SNN	0	0	1	0	0	0%	1
TRCC	0	0	0	0	0	0%	0
Tucker	1	0	10	1	0	10%	9
Varner	1	0	6	0	0	0%	6
Varner Super Max	7	0	15	0	1	7%	14
WRU	2	0	4	0	0	0%	4
WHM	2	0	0	0	0	0%	0
WWR	0	0	0	0	0	0%	0
<b>Total</b>	<b>147</b>	<b>26</b>	<b>149</b>	<b>3</b>	<b>1</b>	<b>3%</b>	<b>145</b>



## CHAPLAINCY

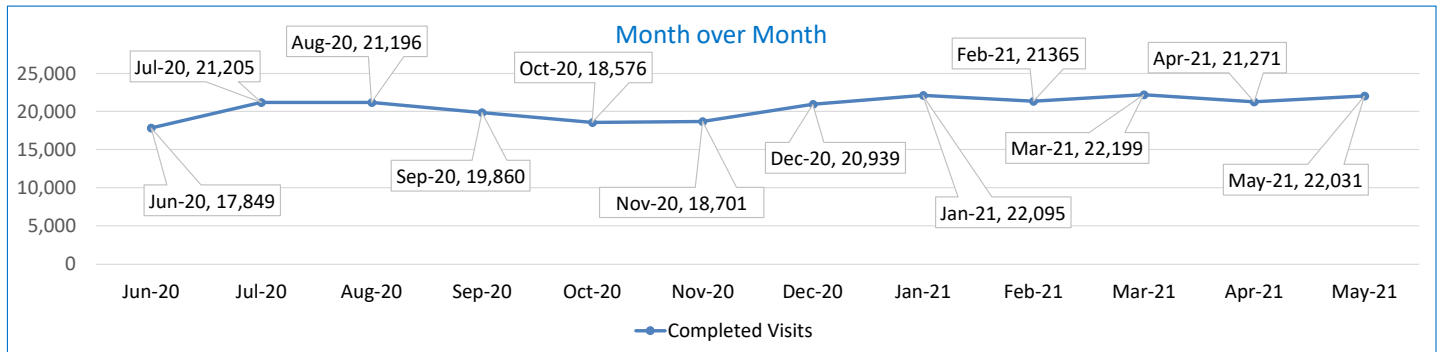
Month: June Year: 2021	CUMMINS	DELTA REGIONAL	EAST ARKANSAS	EAST ARKANSAS MAX	ESTER	GRIMES	HAWKINS	MAXIMUM	MCPHERSON	NORTH CENTRAL	OUACHITA RIVER	PINE BLUFF	RANDALL L. WILLIAMS	TUCKER	VARNER	VARNER MAX	WRIGHTSVILLE	TOTAL
<b>Services Chaplains Oversaw</b>																		
Christian																		
Population	0	0	0	0	0	0	0	0	4	4	10	4	5	4	0	0	0	31
Segregation	0	0	0	0	0	0	0	0	0	0	0	0	0	0	0	0	0	0
Muslim																		
Population	0	0	0	0	5	0	0	4	4	4	4	4	4	0	0	0	0	29
Segregation	0	0	0	0	5	0	0	4	0	0	0	0	0	0	0	0	0	9
																		69
<b>Volunteers in Charge</b>																		
Protestant	0	0	0	0	2	0	0	0	0	0	2	0	0	2	0	0	0	6
Catholic	0	0	0	0	2	0	0	0	0	0	1	0	0	0	0	0	0	3
Muslim	0	0	0	0	0	0	0	0	0	0	0	0	0	2	0	0	0	2
Other	0	0	0	0	0	0	0	0	0	0	0	0	0	0	0	0	0	0
Baptism	0	0	0	0	0	0	0	0	0	0	0	0	0	0	0	0	0	0
<b>Marriages</b>																		
	0	0	0	0	0	0	0	0	0	0	0	0	0	0	0	0	0	0
<b>Distributed by Chaplains</b>																		
Greeting Cards	25	38	0	0	89	54	103	40	676	43	175	13	10	615	0	0	270	2,151
Bibles, Quran, Torah, Etc.	34	20	16	19	21	31	16	4	57	15	125	18	10	125	16	19	25	571
Study Course	0	10	22	34	35	5	2	0	82	0	29	3	24	47	22	34	4	353
Writing Supplies	0	0	0	0	15	72	400	12	106	0	500	2	0	109	0	0	200	1,416
Literature	2,566	525	537	476	100	79	400	27	235	0	350	72	500	960	627	476	365	8,295
<b>Chaplain's Visits</b>																		
Barracks	68	39	157		12	104	24	26	32	62	26	24	7	144	147		16	888
Approximate Hours Spent in Barracks	72	9	24	0	5	41	2	7	48	16	2	12	6	36	24	0	8	312
Inmate Office visits	30	79	52	0	22	119	8	9	45	8	49	4	100	163	52	0	75	815
Other Office visits	16	15	44	0	9	33	8	0	32	6	32	50	3	40	44	0	16	348
Hospital	3	0	0	0	0	0	0	0	0	0	5	0	2	0	0	0	2	12
Infirmary/Sick Call	5	3	11	0	6	6	0	0	0	4	6	0	0	7	11	0	4	63
Restrictive/Punitive Housing	4	3	0	49	2	5	4	19	8	6	13	2	4	6	0	49	2	176
PC - DRU		3	0						0									3
Visitation Days	0	0	0	0	1	0	0	0	0	0	0	0	0	0	0	0	1	2
<b>Volunteer Visits</b>																		
RCV	0	0	0	0	0	0	0	0	0	0	0	0	0	0	0	0	0	0
OCV	0	0	0	0	0	0	0	0	0	0	0	0	0	2	0	0	0	2
Spiritual Advisor	0	0	0	0	0	0	0	0	0	0	0	0	0	0	0	0	0	0
CRA	3	0	9	1	0	28	7	3	2	0	0	4	6	137	9	1	9	219
<b>Religious Volunteer Hours</b>																		
Volunteer Hours	30	0	36	6	0	154	17	17	8	0	0	24	12	126	36	6	22	494
Denominational/Volunteer Chaplain Hours	18	0	19	0	91	0	46	0	78	0	0	0	0	17	19	0	16	304
																		798
<b>Other Activities of Chaplain</b>																		
Counseled Employees	5	5	8	0	10	6	5	2	41	10	20	0	0	8	8	0	25	153
Orientation Sessions	2	0	0	0	2	0	0	0	0	2	0	0	0	0	0	0	0	6
Free World Devotions	0	0	2	0	4	7	0	1	0	0	1	0	0	4	2	0	0	21
Spoke in Churches	12	2	5	0	4	0	0	1	1	0	0	13	0	4	5	0	0	47
Crisis Intervention Sessions	21	10	7	0	0	0	3	0	112	6	0	0	14	11	7	0	25	216
Marriage Counseling	0	0	1	0	2	3	0	0	0	0	0	0	0	0	1	0	0	7
Denominational Meeting	0	1	1	0	2	2	0	1	0	0	0	0	1	0	1	0	0	9
Chaplain's Meeting	1	0	1	0	1	1	1	1	0	1	1	0	1	1	1	0	1	12
Volunteer Training Session	0	0	0	0	0	0	1	0	0	1	0	0	0	0	0	0	0	2
<b>Chaplain Transfers</b>																		
	0	0	0	0	0	0	1	0	0	0	0	0	0	0	0	0	1	2
<b>Chaplain Promotions</b>																		
	0	0	0	0	0	0	0	0	0	0	1	0	0	0	0	0	0	1
<b>PAL PROGRAM</b>																		
Enrolled at start of month	45	22	44	0	18	44	42	21	54	60	37	0	30	43	49	0	19	528
Enrolled during the month	8	3	8	0	0	9	5	4	22	7	4	0	0	14	2	0	11	97
Removed From PAL Program																		
# Paroled	1	1	0	0	0	0	0	0	4	0	2	0	3	1	1	0	5	18
# Completed	2	3	0	0	0	1	2	0	1	0	0	0	0	0	0	0	8	17
# Withdrew	2	0	0	0	0	1	0	0	8	6	0	0	0	0	0	0	2	19
# Removed	4	0	0	0	0	3	1	3	3	1	0	0	0	2	2	0	10	29
# Transferred	0	0	3	0	0	2	1	0	6	0	1	0	0	0	0	0	3	16
Total Removed from PAL Program	9	4	3	0	0	7	4	3	22	7	3	0	3	3	3	0	28	99
Total Enrolled at the End of the Month	44	21	49	0	18	46	43	22	54	60	38	0	27	54	48	0	2	526
<b>Volunteers in PAL</b>																		
	0	0	1	0	2	10	5	7	4	4	0	0	2	4	1	0	9	49
<b>Special Events:</b>																		
	0	2	1	1	0	0	0	2	0	0	0	0	0	1	0	0	0	7

## SECURUS VIDEO VISITATION REPORT JUNE 2021

### AR-DOC SVV Activity Tracker

Total ADP 15,136

Total Visits by Month	Jul-20	Aug-20	Sep-20	Oct-20	Nov-20	Dec-20	Jan-21	Feb-21	Mar-21	Apr-21	May-21	Jun-21
Total (Includes SuperMax)	21,205	21,196	19,860	18,576	18,701	20,939	22,095	21,365	22,199	21,271	22,031	16,747
Target Objective	15,587	15,587	15,587	15,587	15,587	15,587	15,587	15,587	15,587	15,587	15,587	15,587



#### Completed Visits

Site	Current Month	Previous Month
<b>Benton</b>	311	333
<b>Cummins</b>	1,970	2,032
<b>Delta Regional</b>	1,613	1,707
<b>East Arkansas Regional</b>	2,580	2,362
<b>Ester</b>	842	1,025
<b>Grimes</b>	1,207	1,138
<b>J Aaron Hawkins Sr.</b>	1,077	983
<b>Tucker Max</b>	1,546	1,555
<b>Mcperson</b>	862	833
<b>Mississippi County WRC</b>	170	173
<b>North Central</b>	1,877	1,926
<b>NW Arkansas WRC</b>	153	80
<b>Ouachita River</b>	2,097	2,039
<b>Pine Bluff Complex</b>	402	462
<b>Randall L Williams</b>	715	626
<b>State Police Barracks</b>	87	85
<b>Texarkana Regional</b>	200	100
<b>Tucker Unit</b>	586	535
<b>Varner</b>	2,370	2,153
<b>Wrightsville Unit</b>	1,293	1,056
<b>Pine Bluff Re-Entry</b>	73	68
<b>Tucker Re-entry</b>	0	0
<b>Total:</b>	<b>22,031</b>	<b>21,271</b>

#### Missed by Inmate

Site	Current Month	Previous Month
<b>Benton</b>	18	23
<b>Cummins</b>	231	73
<b>Delta Regional</b>	19	21
<b>East Arkansas Regional</b>	51	30
<b>Ester</b>	12	17
<b>Grimes</b>	20	24
<b>J Aaron Hawkins Sr.</b>	17	22
<b>Tucker Max</b>	20	28
<b>Mcperson</b>	26	22
<b>Mississippi County WRC</b>	9	19
<b>North Central</b>	56	55
<b>NW Arkansas WRC</b>	14	10
<b>Ouachita River</b>	73	45
<b>Pine Bluff Complex</b>	11	20
<b>Randall L Williams</b>	14	17
<b>State Police Barracks</b>	1	0
<b>Texarkana Regional</b>	6	17
<b>Tucker Unit</b>	12	12
<b>Varner</b>	57	55
<b>Wrightsville Unit</b>	177	85
<b>Pine Bluff Re-Entry</b>	1	1
<b>Tucker Re-entry</b>	0	0
<b>Total:</b>	<b>845</b>	<b>596</b>

## SECURUS TABLET REPORT JUNE 2021

Facility Name	Subscription	Facility	Officer	Total	New Subscriptions
Benton Unit	119	15	8	142	0
Cummins Unit	318	98	14	430	0
Delta Regional Unit	104	39	16	159	0
East Arkansas Regional Unit	192	102	10	304	0
Ester Unit	110	141	20	271	0
Grimes Unit	160	74	14	248	0
J. Aaron Hawkins Sr Center For Women	148	72	19	239	0
McPherson Unit	152	102	15	269	0
Mississippi County Work Release Center	51	3	9	63	0
North Central Unit	128	113	10	251	0
Northwest Arkansas Work Release Center	53	5	8	66	0
Ouachita River Correctional Unit	235	112	14	361	0
Pine Bluff Reentry Center	26	3	0	29	0
Pine Bluff Unit	68	5	8	81	0
Randall L. Williams Facility	62	27	14	103	0
State Police Barracks	22	0	3	25	0
Texarkana Regional Correctional Center	33	3	10	46	0
Tucker Maximum Security Unit	99	61	15	175	0
Tucker Reentry Center	0	51	3	54	0
Tucker Unit	112	63	10	185	0
Varner Unit	172	69	20	261	0
Wrightsville Unit	138	46	6	190	0
<b>TOTAL</b>	<b>2,502</b>	<b>1,204</b>	<b>246</b>	<b>3,952</b>	<b>0</b>

## CONSTRUCTION BUDGET / STATUS REPORT - JULY 1, 2021 — [Page 1 of 2]

Fund	Project Description	Total Projected Spent	Budget	Available Funds	\$ % Complete	Construction % Complete	Notes
KBR4Q95	ESTER - Phase 3 - General Improvement Fund	2,977,000	3,001,781	24,782	99%	98%	Gravel for parking lot ordered. Will complete this project in July '21.
700483A	EARU Max Rec Expanded Metal Rec Yard	824,431	879,000	54,569	94%	0%	All panels constructed at Central Maintenance. We have delivered panels to EARU. We have started demolition and construction of new Rec pens.
700483A	Tucker Max Expanded Metal Rec Yard	1,060,637	1,800,000	739,363	59%	0%	DBA Approved to proceed. We are constructing the panels on-site. Material list has been ordered and delivered.
700483A	Cummins Expanded Metal Rec Yard	50,012	368,617	318,605	14%	0%	Plans on hold, will modify for exp. metal
KBR4Q95	Bullpens	388,676	851,999	463,323	46%	98%	Varner & EARU complete. Installation underway at Max. Locks delivered. Working on bullpens now.
KBR4Q95	13 & 15 Barracks Door Revisions	119,111	174,000	54,889	68%	68%	All doors and locks installed in 13 Barracks. We are looking at modifications for 15 barracks.
KBR4Q95	Camera's (New)	1,240,280	1,248,000	7,720	99%	86%	Delta, Varner, EARU, Cummins, RLW, PBU, & the Max are complete, working at Tucker, 90% complete.
700485A	Integrity Energy Improvements at EARU & Delta	16,961,127	17,010,204	49,077	100%	97%	lights (100%), plumbing 100%, water (100%), compost (100%), & solar (100%), HVAC (100%). Only Training is incomplete.
7004828	Integrity Energy Improvements Phase 2 at Tucker and Max	1,842,263	18,603,150	16,760,887	10%	0%	We are working with Integrity on the capital equipment list that will be installed in phase II. Lighting and water conservation is set to begin in April.
KBSCW18	McPherson Administration	395,305	395,439	134	100%	85%	Substantial Completion done 6/29/2021. Building Delivered 6/30/2021.
KBSCW18	McPherson Visitation	307,437	312,430	4,993	98%	85%	
KBR4Q95	McPherson Administration and Visitation	6,270	100,000	93,730	6%	0%	
KBSHW18	Tucker Water Treatment	-	1,093,848	1,093,848	0%	0%	Engineering firm selected. Contract being prepared.
KBSEFW18	Max Armory	62,201	70,000	7,799	88.9%	0%	DBA approved Plans 8/21/20. Land work is underway. Material is being delivered to location to begin construction.
7004810	Administrative East Roof Replacement	960	1,407,242	1,406,282	0.1%	0%	All roofs have been designed and they are working with DBA for approval. The specified material needing to be bid out is set to submit to OSP on 4/6/2021.
7004810	Central Warehouse Roof Replacement	216	322,722	322,506	0.1%	0%	
7004810	RLW Roof Replacement	815	2,639,917	2,639,102	0.03%	0%	
22V	NWARWRC Laundry and Commissary	171,764	250,000	78,236	69%	0%	Foundation and slab prep work done. Lift station installed and operational. Building and material are onsite construction of the project has started.
865C KBR4Q95	NCU Perimeter Security	20,625 5,980	270,000	243,395	10%	0%	DBA Approved plans. DBA has the project in review.
N98	Max Re-Entry Generator Project	3,193	135,000	131,807	2%	0%	Plans submitted to DBA. We have received our notice to proceed on this project.
KBR4Q95	NCU Replacement Generator Project	20,081	202,000	181,919	10%	0%	DBA Approved. Bids are being requested.
7004820	Tucker Asbestos Abatement	19,248	448,000	428,752	4%	0%	Notified that paperwork is in final review at DBA.



## CONSTRUCTION BUDGET / STATUS REPORT - JULY 1, 2021 — [Page 2 of 2]

Fund	Project Description	Total Projected Spent	Budget	Available Funds	\$ % Complete	Construction % Complete	Notes
7004820	Tucker 10 Barracks Sidewalk	-	70,259	70,259	0%	0%	DBA approved to proceed. We have regraded the area. Projected start date of 7/15/21.
7004820	Lethal Fence Control for Cummins, Varner SuperMax, Tucker Max, & EARU	37,000	875,000	838,000	4%	0%	

Telephone Projects

Maintenance & Operations	Fire Alarm Upgrades (All Units)	0	41,000	41,000	0%	0%	on-going
	Stainless Steel - Kitchen/Shower/Restrooms - All Units	0	20,000	20,000	0%	0%	continual need
	Gates and Fences all units	0	25,000	25,000	0%	0%	to improve security
	ACA Maintenance	388	100,000	99,612	0%	0%	Walkthrough done at Varner. Dedicating resources to Varner for ACA.
	ADA Projects - All Units	0	10,000	10,000	0%	0%	Working with Varner for the sports field sidewalk.
	Fast Top Floor Systems (kitchen/laundry/showers all units)	0	25,000	25,000	0%	0%	Benton complete. Ouachita kitchen material has been ordered and awaiting arrival.
	Camera Equipment - All Units	0	250,000	250,000	0%	0%	cameras as requested/approved.
	Lock/Riot Gates - All Units	2,143	90,500	88,357	2%	0%	on-going.
	AC Units-All Units	0	70,000	70,000	0%	0%	repairing & replacing daily.
	<b>Subtotal</b>	<b>\$ 2,530</b>	<b>\$ 631,500</b>	<b>\$ 628,970</b>			

Capital Projects FY21 Carry Forward	Metal Ceilings	0	25,000	25,000	0%	0%	Wrightsville showers are underway.
	ORCU Gravel Pit Operations	0	35,000	35,000	0%	0%	on-going.
	Dog Kennel/Horse Stable Malvern	0	48,000	48,000	0%	0%	Material for this project ordered. Dedicated project supervisor on-site. Slab prepwork is underway.
	Emergency Generator - All Units	0	250,000	250,000	0%	0%	Cummins 300kW generator complete. All material purchased for Hawkins. Generator is currently being installed. Max Gen mat'l rec'd. Generator rec'd. Will start as soon as Hawkins Unit Gen is installed. Cummins East Bldg. we have approval awaiting Max generator install.
	Tucker 4 new filters & one aeration tank	452	10,000	9,548	5%	70%	Project is complete. The manufacturer cannot be here to commission the project until August 2, 2021.
	Roof Repairs-Cummins	0	130,700	130,700	0%	0%	Prepared large order for multiple Units. Max is complete. Need repairs at ORCU, Delta, Cummins & others. Varner & ORCU working on repairs, received TPO
	Roof Repairs-Cummins Laundry	0				0%	
	Construction/Maintenance	0				0%	
	Roof Repairs-Delta	0				0%	
	Roof Repairs-East Arkansas	0				0%	
	Roof Repairs-Max	0				0%	
	Roof Repair - NCU	0				0%	
	Roof Repair - RLW	0				0%	
	Roof Repairs-Tucker	0				0%	
	Roof Repairs-Varner	0				0%	
	Roof Repairs-Wrightsville	0				0%	
	<b>Subtotal</b>	<b>\$ 452</b>	<b>\$ 498,700</b>	<b>\$ 498,248</b>			

New Projects	Delta Perimeter	0	261,000	261,000	0%	0%	purchasing materials
	Wrightsville Perimeter	0	361,000	361,000			
	PB Warehouse Drive Replacement	0	118,000	118,000	0%	0%	Project suspended for this fiscal year.
	<b>Subtotal</b>	<b>\$ -</b>	<b>\$ 740,000</b>	<b>\$ 740,000</b>			
	Architect Fees	0	30,000	30,000	0%		
	<b>Total</b>	<b>\$ 2,983</b>	<b>\$ 1,900,200</b>	<b>\$ 1,897,217</b>			

Notes Report has not been reconciled against Accountings Reconciled Reports.  
Tolerance/Deviation is with in 1% of Projected Spending.