



**DIVISION OF
COMMUNITY
CORRECTION**

Director's Report

June 2021

Jerry Bradshaw, Director

From the Director

ACC honored several of its employees in late May during its annual Gold Key Awards luncheon. Employees were recognized in several different areas for exemplary service to the agency and the state. Awards were presented by ACC Director Jerry Bradshaw, Deputy Director for Parole/Probation Elizabeth Taylor and Deputy Director for Residential Services James Banks.



**ACC Employee of the Year 2020
Cornelia Lasker - Area 6**



**ACC Director's Award 2020
James Banks - Deputy Director Residential Services**



**ACC Parole/Probation Support Staff of the Year 2020
Elizabeth Stephens - Area 2**



**ACC Parole/Probation Treatment Staff of the Year 2020
Steven Free - Area 5**

ACC GOLD KEY AWARD WINNERS 2020



ACC Parole/Probation Officer of the Year 2020
Jeffrey Baumgardner - Area 2



ACC Impact Award 2020
Institutional Release Services (Shirley Ellingburg)



ACC Innovation of the Year 2020
Area 12 Parole/Probation (Tomekia Williamson)



Promise Award 2020
Timothy Holland - Central Office

ACC GOLD KEY AWARD WINNERS 2020



ACC Residential Services Support Staff of the Year 2020
KryCynthia Collins - East Central Arkansas Center



ACC Residential Services Supervisor of the Year 2020
Mark Warner - Central Arkansas Center



ACC Residential Services Treatment Staff of the Year 2020
Karen Mattin - Central Arkansas Center



ACC Horizon Award 2020
Walter White - Omega SSP Center

ACC GOLD KEY AWARD WINNERS 2020



ACC Hero Award 2020
Carl Miner - Northeast Arkansas Center



ACC Vision Award 2020
Gary Tabor - Northwest Arkansas Center



ACC Treatment Supervisor of the Year 2020
Nicole Hill - Northwest Arkansas Center



ACC Central Office Support Staff of the Year 2020
Jessica Hollingshead

The **Northeast Arkansas Center** in Osceola recognized Correctional Officers Week by providing staff with breakfast on Monday, tacos for lunch on Tuesday, ice cream on Thursday and on Friday an appreciation luncheon that also honored retiring Center Supervisor Terry Mapes.



Area 2 celebrated the graduation of a Mountain Home Drug Court offender who had a rocky start with supervision. The offender began his relationship with the Division of Community Correction in September 2007 when he was sentenced to 24 months of supervised

probation in Missouri for Hot Check charges and transferred his supervision to Arkansas. He initially did not do well on supervision and was sent to a community correction center and to prison on four separate occasions. In February 2019, he began the Drug Court program in Mountain Home. There were a few hiccups along the way, but the offender adapted to the program and made significant changes in his life. He has been steadily employed for nearly two years and has reconnected with his son. ACC is proud of this offender for his accomplishments and hope that he continues to use the tools obtained in the Drug Court program to battle his addictions and remain a productive member of society.

Area 11 Officer Rhinehart and 28 probationers showed up on a Saturday at the Stuttgart Parole & Probation Office for community service. Officer Rhinehart issued DOC vests, trash bags and gloves for litter pick up and supervised the probationers as they walked down South Main Street for a mile picking up litter. All the probationers had a great time walking, talking, and enjoying the sunshine. A lot of vehicles were stopping and applauding the probationers for their hard work. It was a great day for the city of Stuttgart to see so many probationers out walking the street completing community service. This was an excellent opportunity for the community to see Arkansas Division of Community Correction implementing the importance of making sure probationers are completing their court ordered community service hours.



The annual Battle of the First Responders golf tournament benefiting the Faulkner County Sheriff's Office Reserves Unit was held in **Area 6** with parole/probation staff participating. Officer Heike McKinney and

teammates, Officer Evan Thomas, Reentry Assistant Area Manager Jarrod Self and Corporal Joe Tillman participated. All golf scores are kept confidential (since we don't want to be embarrassed), and a lot of fun was had. Special thanks to Lasker Brothers, Inc. for sponsoring the **Area 6** team.

Area 6 officers Heike McKinney and Evan Thomas participated in the Faulkner County Blood Drive.



Phoenix Recovery Center provided a barbeque appreciation lunch for **Area 6** Conway parole/probation officers for Law Enforcement Appreciation Week.



A KARK News crew rode along with **Area 6** Conway Agents Bryan Padgett and Carla Griswold to see a day

in the life of a parole/probation officer.

Yell County litter crew assisted in set up and clean up at Yell Fest held in Danville at the river in **Area 6**.



Area 5 Assistant Area Manager Jaime Keys assisted with training at the Parole/Probation Academy at DOC Headquarters. She taught about earned discharge credits, Acts 570 and 895, and taught a class on evidence based practices.

Area 5 Assistant Area Managers Hope Smith and Michael Irby and Agent Paul Etzkorn completed a Firearms Instructor Course.

Becky Hutchison earned the **Area 5** Area Managers Award for the quarter.



Career Planning and Placement Specialist Becky Hutchison (above) is an asset to **Area 5**. This quarter she has been a huge help with ACA reaccreditation efforts by offering help to other staff working on the project. She also went above and beyond to make Reentry Week a success. All her hard work is much appreciated. She is appreciated in the Clarksville and

Ozark Offices as well as all of **Area 5**.

Agent Brian Tejada earned the **Area 5** Officer of the Quarter award.



Agent Brian Tejada assists with all the interviews within **Area 5**. He keeps up with his caseload and is willing to assist whenever an issue arises. He maintains a positive attitude and his willingness to step up makes him a huge asset to the Fort Smith office and all of Area 5.

Libby Cobb earned the **Area 5** Support Staff of the Quarter award.



Administrative Assistant Libby Cobb was selfless while attending multiple long court dates in both Logan and Scott Counties and she is not afraid to jump in and assist wherever she is needed without being asked. She also will accept new tasks with a smile on her face. We are glad to have her on the Booneville team as well as in Area 5.

Career Planning and Placement Specialist Pauletta Martin arranged for the Arkansas Blood Institute to come to the **Area 5** Fort Smith office for a blood drive. There were 11 staff members who donate and the blood collected has the potential of helping 33 individuals in need.



Congratulations to Agent Kizzy Johnson and Career Planning Coordinator LaShunda O'Brien for being selected by their peers to be Employees of the Month for May in **Area 8**. Some of the reasons given by their coworkers for the awards:

LaShunda:

"She has shown time and time again that she is an outstanding employee and coworker with a positive attitude every day."

"Miss O'Brien handles all of our community service offenders whether they are court ordered or needing to pay their fees. She is great at communicating with the officers on community service process, procedures and compliance. The bathrooms have been immaculate thanks to community service."

Kizzy:

"She always has a great attitude and doesn't mind helping with transport."

"It is an absolute joy to work with Officer Kizzy Johnson. She always has a great attitude and is always willing to help in any way possible."

Both are shown below with Area Manager Tim Warhurst.



Area 10 Agent Vanessa Townsend assisted a stranded motorist whose vehicle had broken down in the middle of Hwy 67 on a dangerous, blind curve. Townsend directed traffic until police units arrived.

Area 10 Assistant Area Manager Angela Tjelmeland taught the Arkansas Offender Violation Guide use at the basic Probation and Parole Academy in North Little Rock.

Area 10 Parole/Probation Officer David Sanford attended a firearms instructor course in North Little Rock. He was awarded the Top Shooter Award.



Area 4 Agent Kristy Beasley was nominated to be the Secretary of the Northeast Arkansas Reentry Coalition. The Coalition meets monthly to discuss re-entry in the Northeast of the State. Employers and community leaders come together over lunch to discuss topics of relevance for the advancement of offenders reentering society.

Area 10 Agent Danny Marsh and Officer Jennifer Starkey accompanied an offender who spoke at the Jessierville High School. The offender is court ordered to speak to high school students on the dangers of drinking and driving.

The **Northwest Arkansas Center** in Fayetteville cele-

brated Correctional Employees Week by giving back to the community with a blood drive. (Giving blood in the photograph below is Advisor Crystal Albarran)



The **East Central Arkansas Center** in West Memphis held staff appreciation luncheon as part of Correctional Officers Appreciation week.



Area 10 Officer David Sanford taught a Defensive Tactics course to the trainees at the Parole/Probation Academy.

Omega Center Supervisor Andrew Ruh made arraignments for Jimmy McGill to come to Omega and speak to the residents. McGill is the Chairman for the Arkansas Peer Advisory Committee (APAC) and State Opioid Response Coordinator for the Office of the State

Drug Director. He has sustained long-term addiction recovery and is now using his past to help others find their future.



Community Service workers washed state cars at the DOC Headquarters in **Area 8**.



Area 4 Officer Chad Mason attended the Certified Firearms Instructor Course at Black River Technical College Law Enforcement Training Academy. Mason is now a certified Firearms Instructor.



The Work of Parole/Probation Officers and Agents

Area 8 officers found 265 grams of suspected methamphetamine during a home visit on a probationer in Little Rock. The offender attempted to resist arrest and

was ultimately taken into custody. Another offender at the residence was taken into custody and a third offender living at the home was arrested at his place of work.


An offender with an active warrant was taken into custody and his vehicle searched when he reported to the **Area 8** Parole Office. Agent Roderick McGruder located a black backpack in the rear passenger side floor-board that contained a 9mm Taurus handgun. The firearm was loaded with one round in the chamber, and an extended magazine was inserted. An additional loaded extended magazine also was located. He also found a small bag of round orange pills marked 022, identified as cyclobenzaprine a schedule IV controlled substance. The offender was arrested.



Area 10 Agents Brandon Peachey and Tiffani Childers conducted a home visit and located suspected methamphetamine, ecstasy and drug paraphernalia.



Area 10 Agent Tiffani Childers and Officer Darren Threlkeld conducted a home visit and located suspected methamphetamine and marijuana, drug paraphernalia and a firearm.



Area 10 Agent Tiffani Childers and Officer Jennifer Starkey conducted a home visit and located suspected methamphetamine and drug paraphernalia.



Area 10 Agents Kerri McBroome and Randy Zimmerman found firearms and ammunition when conducting a home visit on a probationer in Prattsville. Upon entering the residence, Agent Zimmerman observed two long guns standing in the corner; a Harrington & Richardson Model SS1 Ultra MAG .22 and a Remington Model Mohawk-48 Semi-Auto 12-gauge shotgun. Officers continued the search through the residence and found a box of CCI Maxi Mag 22WMR Total Metal Jacket rounds and a box of 12 gauge 2 #8 shot shells next to a round metal container containing four (4) loose shotgun shells. Officers also found two glass smoking pipes with a burnt residue next to a Marlboro Red 100s cigarette pack containing a plastic baggy, which contained an off-white, crystalized rock substance believed to be methamphetamine.

Treatment

Program Summary:

863 probationers and parolees were served in the general Substance Use Disorder Treatment Programs. Additionally 910 participants were served in the Drug Court Treatment Programs, bringing the total served to 1,773.

A total of 510 residents have agreed to participate in Medication Assisted Treatment (MAT) since the program started in July 2018; 242 are discharged with follow up in progress in the community and 64 have completed the program.

General Treatment Program Summary (Non-Drug Court):

Substance Use Disorder Treatment - 589 participants

Case Management - 55 participants

Continuing Care - 197 participants

Domestic Violence Prevention - 4 participants

Life Skills - 24 participants

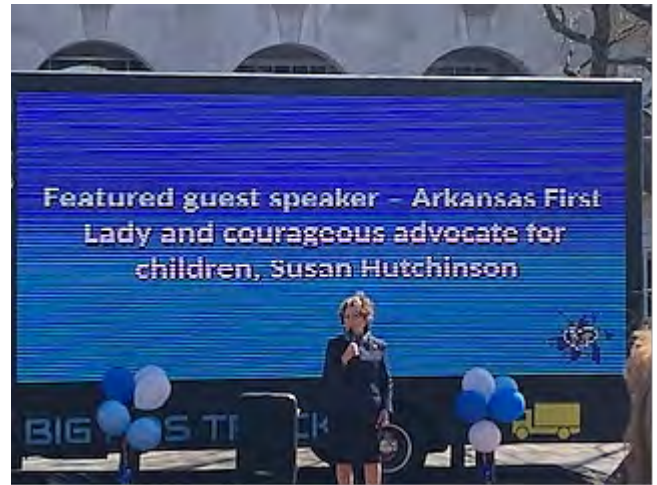
Tobacco Use Treatment Groups - 4 participants

Ozark Drug Court participants began a small vegetable garden maintained by the participants with guidance from staff and community volunteers.

Sex Offender Services

Staff located in Northwest Arkansas attended the annual Cherishing Children Pinwheel Rally, which recognizes National Child Abuse Awareness & Prevention Month to encourage our community to gather together to raise awareness to child abuse. Arkansas First Lady Susan Hutchinson was a guest speaker and supporter of this event.

The ACC Roger's office further participated by placing pinwheels on the lawn in conjunction with multiple other agencies throughout NWA in recognition of every child who received services related to child abuse



by the Children's Advocacy Center of Benton County.

SOS Area Manager Jennifer Dean Jordan taught sex offender management and interview and interrogation at the Parole/Probation Academy at ACC Headquarters and Polygraph Examiner Shannon Cowan taught polygraph education.

SOS Aftercare Coordinator Michelle Earnhart spoke to Area 4 Phase I Drug Court Offenders in Jonesboro. A question-and-answer session followed.

Board of Corrections honors ACC employee



The Board of Corrections honored ACC employee Richard Lee Richardson with a Board of Corrections 2020 Award.

Richardson, a treatment coordinator at the Central Arkansas Center in Little Rock, was the first state employee to lose his life to the COVID virus.

The DOC Headquarter's auditorium is named in his honor.

Comprehensive Opioid Abuse Program (COAP) Clinical Report- May 2021

	Status		Assessments	Groups	Individuals	MAT	Total Assesments
Locations:							
Area 2- Melbourne, Izard County	Active 12/19		0	4	3	1	4
Area 2- Berryville, Carroll County	Active 9/19		7	4	42	2	36
Area 2- Mtn. View, Stone County	Active 7/19		0	4	17	1	36
Area 3- Newport, Jackson County	Active 11/19		5	0	0	0	34
Area 3- Walnut Ridge, Lawrence County	Active 10/19		0	4	3	1	11
Area 3- Pocahontas, Randolph County	Active 7/19		0	4	6	1	9
Area 4- Paragould, Green County	Active 8/19		1	4	9	0	33
Area 4- Hardy, Sharp County	Active 10/19		1	2	4	1	21
Area 5- Clarksville, Johnson County	Active 7/19		0	4	4	1	10
Area 5- Ozark, Franklin County	Active 1/20		0	4	3	1	4
Area 6- Danville, Yell County	Active 7/19		4	6	8	1	17
Area 6- Morrilton, Conway County	Active 8/19		1	0	0	0	14
Area 10- Arkadelphia, Clark County	Active 8/19		1	3	3	0	29
Area 10- Sheridan, Grant County	Active 7/19		1	0	0	0	20
Area 12- Lewisville, Lafayette County	Active 8/2020		1	1	1	0	4
Total	15		22	44	103	10	282
Advisor Program Data:	Admissions	Active	D/S	GRAD	U/S	REF	Aftercare
Clarksville, Ozark, Arkadelphia, Sheridan, Lewisville	7	31	4	2	2	0	8
Pocahontas, Walnut Ridge, Paragould, Newport, Hardy	3	15	6	1	5	1	4
Danville, Morrilton, Moutain View, Berryville, Melbourne (Vacant)	0	0	0	0	0	0	0
Total for Month	10	46	10	3	7	1	12

Key: U/S Unsuccessful D/S Discharges REF Referrals

*COVID19 Precautions in P/P Offices

Aftercare Implemented due to COVID19

Parole/Probation Fee Collections and Waivers

	May-20	Jun-20	Jul-20	Aug-20	Sep-20	Oct-20	Nov-20	Dec-20	Jan-21	Feb-21	Mar-21	Apr-21	May-21
Area 1 - Fayetteville													
Fees Possible	162,855	165,830	162,295	158,410	156,345	154,455	153,965	150,920	149,205	150,570	150,430	150,990	150,430
Fees Collected	147,534	125,527	153,413	153,390	147,777	140,640	130,474	135,800	165,590	133,284	203,089	149,681	139,080
% Collected	91%	76%	95%	97%	95%	91%	85%	90%	111%	89%	135%	99%	92%
% Paying Offenders	50%	43%	51%	55%	55%	56%	53%	55%	62%	54%	67%	57%	55%
% Employed	87%	87%	84%	85%	85%	86%	86%	86%	87%	86%	87%	87%	88%
Fees Converted	626	637	840	3,075	1,285	2,834	1,835	2,325	2,895	2,399	1,787	1,529	2,208
% Converted	0%	0%	1%	2%	1%	2%	1%	2%	2%	2%	1%	1%	1%
Fees Waived	3,360	3,115	3,535	3,430	3,395	3,360	3,500	2,485	2,625	2,730	2,800	2,380	2,275
% Waived	2%	2%	2%	2%	2%	2%	2%	2%	2%	2%	2%	2%	2%
Area 2 - Mountain Home													
Fees Possible	74,165	74,200	73,675	73,185	71,225	70,630	70,455	69,825	70,105	70,000	69,825	68,565	69,895
Fees Collected	76,566	65,146	72,821	75,731	66,116	72,686	63,387	66,965	76,653	66,813	88,189	77,509	62,321
% Collected	103%	88%	99%	103%	93%	103%	90%	96%	109%	95%	126%	113%	89%
% Paying Offenders	56%	53%	58%	62%	60%	65%	60%	63%	67%	60%	69%	65%	58%
% Employed	83%	82%	83%	84%	85%	84%	84%	84%	82%	83%	84%	84%	85%
Fees Converted	-	266	-	593	308	45	250	118	110	342	262	39	-
% Converted	0%	0%	0%	1%	0%	0%	0%	0%	0%	0%	0%	0%	0%
Fees Waived	455	490	525	455	595	490	560	385	490	525	525	385	490
% Waived	1%	1%	1%	1%	1%	1%	1%	1%	1%	1%	1%	1%	1%
Area 3 - Searcy													
Fees Possible	129,955	128,590	128,240	127,750	126,350	124,250	124,285	122,640	120,435	119,000	116,795	116,200	115,570
Fees Collected	114,648	98,522	115,421	117,476	114,663	114,692	104,536	110,401	124,294	106,011	162,838	116,378	103,755
% Collected	88%	77%	90%	92%	91%	92%	84%	90%	103%	89%	139%	100%	90%
% Paying Offenders	50%	46%	54%	54%	57%	57%	55%	57%	61%	55%	70%	59%	57%
% Employed	78%	78%	78%	78%	79%	80%	79%	78%	78%	78%	78%	79%	80%
Fees Converted	355	810	880	1,915	1,190	708	1,138	2,051	645	638	1,785	1,122	1,293
% Converted	0%	1%	1%	1%	1%	1%	1%	2%	1%	1%	2%	1%	1%
Fees Waived	5,005	5,075	4,795	4,725	5,180	4,690	4,760	4,550	4,935	4,165	4,200	3,990	3,640
% Waived	4%	4%	4%	4%	4%	4%	4%	4%	4%	4%	4%	3%	3%
Area 4 - Jonesboro													
Fees Possible	109,900	107,835	105,595	106,540	104,685	102,795	102,235	102,515	101,465	101,255	100,415	100,485	102,375
Fees Collected	93,211	70,656	95,859	97,506	93,378	94,548	78,615	89,874	100,214	87,129	133,552	97,035	86,855
% Collected	85%	66%	91%	92%	89%	92%	77%	88%	99%	86%	133%	97%	85%
% Paying Offenders	49%	41%	50%	52%	54%	56%	50%	53%	56%	51%	66%	55%	50%
% Employed	76%	76%	77%	78%	77%	78%	77%	76%	76%	76%	77%	78%	79%
Fees Converted	160	751	1,278	830	1,695	2,295	1,755	3,085	3,781	1,275	2,437	1,332	1,188
% Converted	0%	1%	1%	1%	2%	2%	2%	3%	4%	1%	2%	1%	1%
Fees Waived	4,900	4,585	4,655	4,760	5,075	5,215	5,425	5,670	5,495	5,460	5,810	5,635	5,670
% Waived	4%	4%	4%	4%	5%	5%	5%	6%	5%	5%	6%	6%	6%
Area 5 - Fort Smith													
Fees Possible	112,875	112,350	110,355	109,165	108,360	108,150	108,185	107,205	108,010	107,485	107,905	106,820	105,420
Fees Collected	85,813	76,448	98,305	101,947	91,887	95,890	82,848	89,136	112,654	89,293	132,590	114,007	84,165
% Collected	76%	68%	89%	93%	85%	89%	77%	83%	104%	83%	123%	107%	80%
% Paying Offenders	45%	40%	49%	53%	52%	54%	50%	52%	59%	52%	64%	58%	51%
% Employed	75%	75%	73%	74%	76%	78%	78%	75%	76%	76%	76%	77%	78%
Fees Converted	4,180	8,343	6,092	6,719	6,606	5,347	2,603	5,821	6,170	4,372	4,942	5,195	3,732
% Converted	4%	7%	6%	6%	6%	5%	2%	5%	6%	4%	5%	5%	4%
Fees Waived	4,235	3,710	3,080	3,465	3,675	3,115	2,590	2,800	2,520	2,800	3,115	2,905	2,380
% Waived	4%	3%	3%	3%	3%	3%	2%	3%	2%	3%	3%	3%	2%

	May-20	Jun-20	Jul-20	Aug-20	Sep-20	Oct-20	Nov-20	Dec-20	Jan-21	Feb-21	Mar-21	Apr-21	May-21
Area 6 - Conway													
Fees Possible	101,535	105,980	105,350	105,210	104,580	103,705	102,620	101,605	99,680	99,995	100,135	100,765	99,925
Fees Collected	93,350	77,900	97,494	109,427	88,746	98,834	84,946	90,860	110,011	82,647	133,616	99,502	93,058
% Collected	92%	74%	93%	104%	85%	95%	83%	89%	110%	83%	133%	99%	93%
% Paying Offenders	50%	44%	53%	57%	54%	60%	53%	56%	64%	53%	69%	59%	58%
% Employed	76%	76%	74%	75%	75%	75%	75%	75%	76%	76%	76%	76%	76%
Fees Converted	390	760	960	1,125	803	887	1,124	2,242	1,180	1,147	2,449	1,216	1,478
% Converted	0%	1%	1%	1%	1%	1%	1%	2%	1%	1%	2%	1%	1%
Fees Waived	1,540	1,470	1,540	1,365	1,400	1,120	1,085	1,190	1,470	1,470	1,680	1,645	1,540
% Waived	2%	1%	1%	1%	1%	1%	1%	1%	1%	1%	2%	2%	2%
Area 8 - Little Rock													
Fees Possible	194,565	193,235	194,775	192,780	190,750	188,020	185,500	187,285	182,735	180,880	180,285	179,235	177,030
Fees Collected	150,877	132,093	167,386	201,824	171,878	167,234	152,886	157,779	184,030	144,724	221,352	176,977	156,068
% Collected	78%	68%	86%	105%	90%	89%	82%	84%	101%	80%	123%	99%	88%
% Paying Offenders	42%	39%	45%	53%	51%	52%	50%	50%	57%	48%	61%	54%	50%
% Employed	78%	77%	74%	75%	75%	77%	77%	77%	75%	75%	77%	77%	79%
Fees Converted	136	70	120	-	314	1,710	426	510	300	1,461	3,924	2,397	2,469
% Converted	0%	0%	0%	0%	0%	1%	0%	0%	0%	1%	2%	1%	1%
Fees Waived	5,320	4,830	5,005	5,775	6,580	6,685	7,140	6,755	7,420	6,930	7,140	6,510	6,475
% Waived	3%	2%	3%	3%	3%	4%	4%	4%	4%	4%	4%	4%	4%
Area 9 - West Memphis													
Fees Possible	58,380	56,350	55,265	54,530	52,920	52,430	50,645	51,625	52,010	51,765	52,255	52,500	52,955
Fees Collected	45,167	42,292	49,621	55,258	46,999	48,530	41,437	37,398	52,033	38,961	64,688	57,021	41,622
% Collected	77%	75%	90%	101%	89%	93%	82%	72%	100%	75%	124%	109%	79%
% Paying Offenders	43%	44%	49%	54%	52%	56%	51%	47%	54%	45%	62%	58%	50%
% Employed	67%	67%	65%	65%	66%	67%	69%	68%	69%	67%	65%	66%	67%
Fees Converted	130	2,274	500	1,510	2,569	3,025	2,329	1,026	3,680	2,940	3,623	1,460	1,320
% Converted	0%	4%	1%	3%	5%	6%	5%	2%	7%	6%	7%	3%	2%
Fees Waived	2,625	2,310	1,925	1,715	1,855	1,785	1,925	1,890	2,100	2,240	2,100	2,030	1,715
% Waived	4%	4%	3%	3%	4%	3%	4%	4%	4%	4%	4%	4%	3%
Area 10 - Hot Springs													
Fees Possible	111,440	110,005	109,235	110,285	108,255	107,275	107,415	107,135	103,320	103,285	101,920	101,150	101,430
Fees Collected	95,227	82,392	99,067	112,351	102,963	100,789	92,669	89,778	104,726	91,192	124,924	97,714	90,285
% Collected	85%	75%	91%	102%	95%	94%	86%	84%	101%	88%	123%	97%	89%
% Paying Offenders	51%	46%	54%	59%	58%	59%	56%	55%	62%	55%	66%	59%	57%
% Employed	76%	76%	75%	76%	77%	78%	77%	77%	78%	78%	79%	80%	81%
Fees Converted	239	733	1,316	1,283	1,350	1,450	700	1,850	1,026	873	1,417	1,214	429
% Converted	0%	1%	1%	1%	1%	1%	1%	2%	1%	1%	1%	1%	0%
Fees Waived	5,985	5,530	5,320	5,425	5,565	5,670	5,845	5,775	6,055	5,530	5,880	5,775	5,880
% Waived	5%	5%	5%	5%	5%	5%	5%	5%	6%	5%	6%	6%	6%
Area 11 - Pine Bluff													
Fees Possible	87,395	85,715	85,785	85,295	84,035	82,355	82,635	82,565	81,235	79,695	79,870	78,890	77,595
Fees Collected	70,528	66,140	78,381	85,655	75,530	75,598	68,143	75,456	84,005	72,741	100,893	79,929	65,771
% Collected	81%	77%	91%	100%	90%	92%	82%	91%	103%	91%	126%	101%	85%
% Paying Offenders	49%	47%	53%	58%	57%	59%	56%	59%	64%	58%	71%	62%	58%
% Employed	71%	71%	70%	71%	71%	72%	73%	72%	70%	70%	71%	71%	73%
Fees Converted	2,977	3,029	2,410	2,594	2,414	2,395	3,135	2,820	3,462	2,222	3,056	1,551	2,813
% Converted	3%	4%	3%	3%	3%	3%	4%	3%	4%	3%	4%	2%	4%
Fees Waived	1,365	1,225	1,190	1,225	1,225	1,190	1,330	1,120	1,225	1,155	1,015	980	1,015
% Waived	2%	1%	1%	1%	1%	1%	2%	1%	2%	1%	1%	1%	1%

	May-20	Jun-20	Jul-20	Aug-20	Sep-20	Oct-20	Nov-20	Dec-20	Jan-21	Feb-21	Mar-21	Apr-21	May-21
Area 12 - Texarkana													
Fees Possible	93,835	94,570	93,100	93,590	91,455	88,830	90,405	88,270	87,535	87,955	87,990	85,785	84,700
Fees Collected	83,805	71,956	80,503	83,748	78,604	80,041	72,199	80,825	89,390	75,492	115,324	89,459	71,743
% Collected	89%	76%	86%	89%	86%	90%	80%	92%	102%	86%	131%	104%	85%
% Paying Offenders	49%	43%	50%	51%	52%	54%	51%	56%	58%	51%	65%	57%	52%
% Employed	74%	74%	73%	74%	74%	75%	75%	75%	76%	75%	76%	77%	77%
Fees Converted	160	1,677	2,650	1,357	2,546	2,878	2,280	4,223	2,930	1,462	2,336	2,060	2,105
% Converted	0%	2%	3%	1%	3%	3%	3%	5%	3%	2%	3%	2%	2%
Fees Waived	2,310	2,625	2,205	2,415	2,345	2,380	2,310	2,135	2,135	2,520	2,275	2,065	2,345
% Waived	2%	3%	2%	3%	3%	3%	3%	2%	2%	3%	3%	2%	3%
Area 13 - El Dorado													
Fees Possible	58,415	57,260	56,525	55,195	54,075	54,460	54,110	53,270	52,955	52,570	51,695	52,185	51,590
Fees Collected	48,569	47,984	50,572	51,198	44,780	51,592	41,946	45,746	54,502	44,634	65,251	53,433	44,223
% Collected	83%	84%	89%	93%	83%	95%	78%	85%	102%	85%	125%	102%	85%
% Paying Offenders	48%	48%	52%	55%	52%	57%	51%	54%	59%	52%	66%	59%	53%
% Employed	65%	65%	65%	65%	66%	67%	68%	68%	67%	68%	68%	69%	69%
Fees Converted	470	1,370	1,120	720	945	510	610	315	341	704	2,536	220	154
% Converted	1%	2%	2%	1%	2%	1%	1%	1%	1%	1%	5%	0%	0%
Fees Waived	4,410	3,745	3,815	3,640	3,815	3,605	4,130	4,165	4,130	4,060	4,095	3,675	3,675
% Waived	8%	7%	7%	7%	7%	7%	8%	8%	8%	8%	8%	7%	7%
Grand Total													
Fees Possible	1,295,315	1,291,920	1,280,195	1,271,935	1,253,035	1,237,355	1,232,455	1,224,860	1,208,690	1,204,455	1,199,520	1,193,570	1,188,915
Fees Collected	1,105,295	957,055	1,158,841	1,245,512	1,123,320	1,141,073	1,014,086	1,070,017	1,258,102	1,032,922	1,546,305	1,208,646	1,038,946
% Collected	85%	74%	91%	98%	90%	92%	82%	87%	104%	86%	129%	101%	87%
% Paying Offenders	48%	44%	51%	55%	55%	57%	53%	55%	60%	53%	66%	58%	54%
% Employed	77%	77%	76%	76%	77%	77%	78%	77%	77%	77%	77%	78%	79%
Fees Converted	9,822	20,719	18,165	21,720	22,022	24,084	18,183	26,385	26,520	19,834	30,553	19,334	19,188
% Converted	1%	2%	1%	2%	2%	2%	1%	2%	2%	2%	3%	2%	2%
Fees Waived	41,510	38,710	37,590	38,395	40,705	39,305	40,600	38,920	40,600	39,585	40,635	37,975	37,100
% Waived	3%	3%	3%	3%	3%	3%	3%	3%	3%	3%	3%	3%	3%

Fees Possible: The amount of supervision fees that can be collected per active/electronic monitoring supervision status of offenders for that month only. Does not include annual, pre-trial, and SIS.

Fees Collected: Actual amount of money collected that can be deposited in Special Revenue fund. Please keep in mind the amount collected could include an offender that pays three months in advance.

Fees Converted: Amount not included in Fees Collected. Represents the amount of money lost by conversions. If this money were collected instead of converted, it would be added to Fees Collected.

Fees Waived: Amount not included in Fees Collected. Represents the amount of money lost by waivers. If this money were collected instead of waived, it would be added to Fees Collected.

Center Populations

ARDOC
REPORT NO. IPTR500 - 18

ARKANSAS DEPARTMENT OF CORRECTION
ACC OPTION
STATEWIDE POPULATION REPORT

PAGE: 1 of 1
PROCESSED: 05/31/2021 12:32 AM
REQUESTOR: eOMIS

FOR: 05/31/2021

Location:	In Count	Out To:					Capacity	% Capacity
		ORCU Hosp	Other Hosp	Furlough	Court	Total		
Central AR CCC - Males/Males	131	0	0	0	0	131	120	
Central AR CCC - Short Term Drug Court Treatment/Males	19	0	0	0	0	19	30	
Central AR CCC - Males Total	150	0	0	0	0	150	150	100.0%
East Central AR CCC/90 Day PV in CCC Females	1	0	0	0	0	1	0	
East Central AR CCC/Females	154	0	0	0	1	155	212	
East Central AR CCC-Females Drug Treatment/Females	27	0	0	0	0	27	50	
East Central AR CCC Supervision Sanction-Female/Females	57	0	0	0	0	57	88	
East Central AR CCC Total	239	0	0	0	1	240	350	68.6%
NE AR CCC - Drug Treatment/Males	17	0	0	0	0	17	25	
NE AR CCC/Males	150	0	0	0	2	152	215	
NE AR CCC Total	167	0	0	0	2	169	240	70.4%
NW AR CCC/Females	93	0	0	0	2	95	114	
NW AR CCC Total	93	0	0	0	2	95	114	83.3%
Omega Supervision Sanction Center/Males	229	0	0	0	0	229	300	
Omega Supervision Sanction Center Total	229	0	0	0	0	229	300	76.3%
SW AR CCC/Males	164	0	1	0	1	166	375	
SW AR Supervision Sanction Center/Males	17	0	0	0	0	17	100	
SW AR CCC Total	181	0	1	0	1	183	475	38.5%
In Transit Count:	0							
TOTALS - UNIT COUNT	1,059	0	1	0	6	1,066		
					Male	731	1,165	62.7%
					Female	335	464	72.2%
					Total	1,066	1,629	65.4%
County Jail Backup SSP/Females Total	5	0	0	0	0	5		
County Jail Backup SSP/Males Total	22	0	0	0	0	22		
County Jail Backup/Females Total	22	0	0	0	0	22		
County Jail Backup/Males Total	7	0	0	0	0	7		
TOTAL - NONAGENCY	56	0	0	0	0	56		
					Male	29		
					Female	27		
					Total	56		
Re-Entry Act 146 Total	194	0	0	0	0	194	240	80.8%
GRAND TOTAL	1,309	0	1	0	6	1,316		

Residential Centers May Statistics Report At A Glance

Resident admissions:

CAC: 12
ECAC: 49
NEAC: 18
NWAC: 11
OMEGA: 93
SWAC: 32

Resident Releases:

CAC: 13
ECAC: 59
NEAC: 24
NWAC: 12
OMEGA: 80
SWAC: 33

Affordable Healthcare Enrollment:

CAC: 12
ECAC: 0
NEAC: 24
NWAC: 12
OMEGA: 93
SWAC: 26

Wage Class Enrollment:

CAC: 12
ECAC: 0
NEAC: 0
NWAC: 0
OMEGA: 0
SWAC: 0

Shorter College Enrollment:

CAC: 18
ECAC: 50
NEAC: 13
NWAC: 12
SWAC: 53
OMEGA: 0

Henderson State University Enrollment:

OMEGA: 0

Exodus Enrollment:

CAC: 0
ECAC: 0

Good Grid Enrollment

CAC: 29
ECAC: 147
NEAC: 33
NWAC: 11
OMEGA: 27
SWAC: 30

Photo IDs issued:

CAC: 1
ECAC: 8
NEAC: 0
NWAC: 0
OMEGA: 0
SWAC: 15

Drivers Licenses Obtained:

CAC: 0
ECAC: 4
NEAC: 1
NWAC: 0
OMEGA: 0
SWAC: 2

MAT Participants:

CAC: 13
ECAC: 16
NEAC: 0
NWAC: 3
OMEGA: 0
SWAC: 1

Number of Volunteers:

CAC: 7
ECAC: 12
NEAC: 56
NWAC: 41
OMEGA: 0
SWAC: 25

Number of Volunteer hours:

CAC: 50
ECAC: 21.75
NEAC: 161
NWAC: 134.25
OMEGA: 0
SWAC: 485

GED Enrollment:

CAC: 19
ECAC: 18
NEAC: 31
NWAC: 0
OMEGA: 13
SWAC: 19

GED Completed:

CAC: 1
ECAC: 4
NEAC: 5
NWAC: 3
OMEGA: 6
SWAC: 6

AA/NA Attendance:

CAC: 135
ECAC: 29
NEAC: 250
NWAC: 74
OMEGA: 0
SWAC: 87

Celebrate Recovery Attendance:

CAC: 0
ECAC: 0
NEAC: 250
NWAC: 14
OMEGA: 0
SWAC: 40

Parole/Probation Population

Active:

includes current status of Active, Abscond and Electronic Monitoring

Inactive:

includes current status of Non Reporting, Unsupervised, SIS
(Suspended Imposition of Sentence), Incarcerated and Out to Other State

Statewide Totals by Current Supervision Status (Active and Inactive) as of June 4, 2021

Area	Active	Inactive	TOTAL
Area 1-Fayetteville	6,605	3,057	9,662
Area 2-Mountain Home	2,448	580	3,028
Area 3-Searcy	4,787	1,255	6,042
Area 4-Jonesboro	4,120	1,679	5,799
Area 5-Fort Smith	3,997	3,260	7,257
Area 6-Conway	3,779	1,014	4,793
Area 8-Little Rock	7,669	1,228	8,897
Area 9-West Memphis	2,068	342	2,410
Area 10-Hot Springs	4,350	805	5,155
Area 11-Pine Bluff	3,446	609	4,055
Area 12-Texarkana	3,594	1,248	4,842
Area 13-El Dorado	2,417	553	2,970
ISC	6	1,875	1,881
Statewide Totals by Status	49,286	17,505	66,791

Parole/Probation Population

Statewide Totals by Current Supervision Status as of **June 4, 2021**

Area	Active			Inactive					OVERALL TOTALS PER AREA
	Active (Direct Supv)	Electronic Monitoring (Direct)	Absconded	Incarcerated	Non- Reporting	Out to Other State	Unsupervised	Suspnd Imposition of Snt (SIS)	
Area 1-Fayetteville	5,001	28	1,576	440	872	492	311	942	9,662
Area 2-Mountain Home	2,084	10	354	172	102	122	82	102	3,028
Area 3-Searcy	3,675	3	1,109	217	157	219	62	600	6,042
Area 4-Jonesboro	3,178	9	933	245	163	161	69	1,041	5,799
Area 5-Fort Smith	3,254	13	730	196	297	88	129	2,550	7,257
Area 6-Conway	3,026	6	747	191	133	104	75	511	4,793
Area 8-Little Rock	5,481	52	2,136	282	368	46	226	306	8,897
Area 9-West Memphis	1,545	4	519	103	46	43	11	139	2,410
Area 10-Hot Springs	3,196	36	1,118	203	180	70	156	196	5,155
Area 11-Pine Bluff	2,467	6	973	146	59	65	134	205	4,055
Area 12-Texarkana	2,586	7	1,001	296	208	228	122	394	4,842
Area 13-El Dorado	1,637	3	777	157	56	24	76	240	2,970
ISC	3		3	33	66	1,776			1,881
Statewide Totals by Current Supervision Status	37,133	177	11,976	2,681	2,707	3,438	1,453	7,226	66,791

Offender Count Active Excluding Absconders

37,310

Explanation for “Current Supervision Status”

Active Supervision:

Offender is currently on Active/Direct Supervision Status.

Electronic Monitoring:

Offender is currently on an Electronic Monitor.

Incarcerated:

Offender is currently incarcerated including the following:

- Parole Holds (in state and out-of-state)
- ACT 570 Holds
- County Jail (including possible new charges—felony or misdemeanors—or serving commitments for traffic fines, court commitments, etc).

Non Reporting:

Drug Court offender currently in a Community Correction Center for sanction or court commitment, on detainer (federal or ICE hold), out-of-state, in CCC Residential Treatment, nursing home, hospital, or Arkansas State Hospital.

Out-To-Other-State:

Offender supervised out of Arkansas through Interstate Compact.

Unsupervised:

Parolee whose earned Good Time has met the requirements for unsupervised parole, probationers who received Unsupervised Sentence (e.g., five-year probation sentence specified as 3 years supervised and an additional 2 years unsupervised probation; or an unsupervised probation sentence which is common for misdemeanor offenses (e.g., 1 year unsupervised probation term).

Suspended Imposition of Sentence (SIS):

Offender received a suspended term of supervision.

Regular Parole/Probation Caseloads

Regular P&P Caseloads/Workloads By Area

6/5/21

AREA	Authorized Officers	Filled	Regular P&P Offenders				Total Active Offenders	Caseload Ratio (Authorized Positions)	Caseload Ratio (Filled Positions)	Work Units	Workload (Authorized Positions)	Workload (Filled Positions)	Total Indirect
			Maximum	Medium	Minimum	Pending							
AREA 01	52	51	232	2,002	2,134	164	4,532	87	89	7,091	136	139	4,387
AREA 02	19	19	118	662	913	32	1,725	91	91	2,640	139	139	604
AREA 03	38	36	168	1,444	1,459	65	3,136	83	87	4,954	130	138	1,936
AREA 04	33	33	214	1,033	1,610	102	2,959	90	90	4,472	136	136	2,361
AREA 05	30	23	281	1,041	1,232	64	2,618	87	114	4,261	142	185	3,392
AREA 06	28	27	198	1,097	1,375	50	2,720	97	101	4,241	151	157	1,177
AREA 07/08	64	55	423	2,388	2,271	143	5,225	82	95	8,550	134	155	2,325
AREA 09	20	20	156	606	719	37	1,518	76	76	2,459	123	123	590
AREA 10	33	33	218	1,122	1,523	53	2,916	88	88	4,503	136	136	1,313
AREA 11	27	25	170	971	874	34	2,049	76	82	3,382	125	135	1,078
AREA 12	30	28	262	997	1,253	72	2,584	86	92	4,149	138	148	1,652
AREA 13	19	19	115	692	620	49	1,476	78	78	2,430	128	128	802
Statewide	393	369	2,555	14,055	15,983	865	33,458	1,020	1,082	53,131	1,619	1,720	21,617
Area Average			213	1,171	1,332	72	2,788	85	90	4,428	135	144	

¹ Regular P&P Caseloads/Workloads include offenders with Active (Direct), Electronic Monitoring, and Incarcerated supervision statuses. Incarcerated here refers to temporary jail stays.

² Offenders on Annual or Indirect Supervision are excluded from caseload/workload counts and ratios.

³ Specialty Court Offender figures shown here are only those assigned to regular P&P officers. These offenders are not counted in caseload or workload ratios.

⁴ Indirect totals here are for offenders in Non-Active supervision statuses or those under Annual Supervision.

This page and the following two pages contain statewide caseload information for ACC. Caseloads are presented separately for regular parole and probation, specialty court, and specialized caseloads. This version is specifically designed for quarterly legislative reporting and differs from the daily caseloads/workloads report.

Beyond the exclusion of workloads calculation, it is important to note that direct supervision in these tables includes regular parole and probation and specialty court (including regular parole and probation offenders carried by specialty court officers) offenders with active (direct), electronic monitoring, or incarceration supervision status, as well as absconders assigned to SRT officers. Offenders on annual supervision are counted as indirect.

Parole/Probation Caseloads for Specialty Courts

Specialty Court Caseloads/Workloads By Area

AREA	Authorized Officers	Filled	3 Regular P&P Offenders				Total Regular P&P Offenders	Total Active Specialty Court Offenders	Total Indirect Including Regular & Specialty	Caseload Ratios (Based on Active/Direct offenders)			Workload		
			Maximum	Medium	Minimum	Unassigned				P&P	Specialty	Mixed	Work Units	Workload (Authorized Positions)	Workload (Filled Positions)
AREA 01	8	7	0	1	0	0	1	231	124	0	29	29	404	50	58
AREA 02	5	5	41	167	185	4	397	43	109	79	9	88	725	145	145
AREA 03	6	6	10	103	102	3	218	117	78	36	20	56	526	88	88
AREA 04	5	5	7	51	89	6	153	61	60	31	12	43	304	61	61
AREA 05	9	9	3	63	261	3	330	268	161	37	30	66	802	89	89
AREA 06	6	6	25	93	106	5	229	98	241	38	16	55	563	94	94
AREA 07/08	1	1	2	4	1	0	7	23	37	7	23	30	53	53	53
AREA 09	2	2	8	30	51	1	90	12	62	45	6	51	154	77	77
AREA 10	6	6	3	7	37	0	47	141	251	8	24	31	295	49	49
AREA 11	4	4	33	133	106	6	278	24	239	70	6	76	520	130	130
AREA 12	3	3	3	31	39	0	73	63	127	24	21	45	204	68	68
AREA 13	7	7	1	16	17	1	35	164	176	5	23	28	303	43	43
Statewide	62	61	136	699	994	29	1,858	1,245	1,665	30	20	50	4,852	947	954
Area Average			11	58	83	2		104		32	18	50	600	78	80

¹Specialty Court Caseloads/Workloads include offenders who are assigned to officers in Specialty Court positions who have Active (Direct), Electronic Monitoring, or Incarcerated supervision statuses.
²Offenders on Indirect or Annual Supervision are not included in caseload counts or ratios. Annual supervision counts include both regular P&P and Specialty Court offenders assigned to Specialty Court officers.
³Offenders in risk-level columns above are regular P&P offenders who are supervised by officers in Specialty Court positions.

Specialized Caseloads

AREA	Authorized Officers	Totals	Ratios
		Offenders	Caseload
INTENSIVE SUPERVISION	4	88	22
INTERSTATE COMPACT	0	1,881	0
SPECIAL RESPONSE TEAM	16	4,596	285
Statewide	20	6,565	234

Parole/Probation Caseloads

Caseloads By Area

6/5/21

AREA	Cases	Authorized Officers	Vacant	Filled	Total Active	Total Indirect	Totals:
AREA 01	AREA CASES	60	2	58	4,764	4,511	9,275
AREA 02		24	0	24	2,165	713	2,878
AREA 03		44	2	42	3,529	2,081	5,610
AREA 04		38	0	38	3,173	2,421	5,594
AREA 05		39	7	32	3,216	3,553	6,769
AREA 06		34	1	33	3,047	1,418	4,465
AREA 07/08		65	9	56	5,255	2,362	7,617
AREA 09		22	0	22	1,620	652	2,272
AREA 10		39	0	39	3,104	1,564	4,668
AREA 11		31	2	29	2,351	1,317	3,668
AREA 12		33	2	31	2,720	1,779	4,499
AREA 13		26	0	26	1,675	978	2,653
TOTALS	AREA CASES	455	25	430	36,619	23,349	59,968
INSTITUTIONAL PAROLE	SPECIALIZED CASES	6	0	6	0	0	0
INTENSIVE SUPERVISION		4	0	4	88	0	88
INTERSTATE COMPACT		0	0	0	35	1,846	1,881
RE-ENTRY		12	3	9	0	0	0
SEX OFFENDER ASSESSMENT		12	1	11	1	0	1
SPECIAL RESPONSE TEAM		16	0	16	3	4,593	4,596
TOTALS	SPECIALIZED CASES	50	4	46	127	6,439	6,566
Statewide TOTALS		505	29	476	36,746	29,788	66,534

Caseloads are presented in distinct officer groupings:

Regular: These are officers carrying normal Probation and Parole caseloads.

Specialty Court: These officers supervise offenders in specialty courts. Note that these officers may also carry regular P&P offenders, and these offenders are reflected in the specialty court caseload/workload figures; however, separate caseload/workload ratios are calculated for the regular and specialty court portions of a specialty court officer's caseload, in addition to a combined, or mixed, ratio.

Specialized: These officers supervise strategically specialized caseloads consisting of offenders requiring heightened supervision protocols (intensive supervision) and parolees who have absconded supervision (Special Response Team).

Indirect: These are offenders for whom their sentence, circumstance, or current status is associated with a reduced supervision obligation for the officers they are assigned to. Generally, these include offenders in non-reporting status, those on suspended sentences (SIS), and interstate compact offenders. Offenders on annual supervision are also included in this group.

Parole/Probation Risk Levels

Statewide Risk Levels by Caseload Types as of June 4, 2021

CURRENT RISK LEVELS	Parole	Probation	Drug Court	Hope Court	Mental Health Court	Veterans Court	Swift Courts	Pre Adjudicated	Pre Trial/ Drug Court	Pre Trial/ Pre-Adjudicated	Pre Trial/ Regular	Pre Trial/ Veterans Court	Suspended	Ext Sex Offender Supv	Totals
Maximum	3,037	1,398	137	4	2	2	3			1			295		4,879
Medium	10,052	11,465	781	44	15	36	24		9	36	6		1,329	3	23,800
Minimum	6,690	15,722	624	25	8	32	34	2	10	48	5	1	1,371		24,572
Annual Reporting	2,499	1,395					15						126		4,035
Unassigned	2,996	2,191	45	2			3		17	6	13		4,232		9,505
Sum:	25,274	32,171	1,587	75	25	70	79	2	36	91	24	1	7,353	3	66,791

CURRENT RISK LEVELS ASSIGNED EXPLANATION:

- Maximum- last risk level score as “High”
- Medium- last risk level score as “Medium”
- Minimum- last risk level score as “Low”
- Annual- identifies offenders that are supervised Annual Reporting
- Unassigned- no ARORA has been completed or offender is currently supervised as “Unsupervised” where the risk level was changed to unassigned

Statewide Risk Levels by Caseload Supervision Status as of June 4, 2021

RISK LEVELS BY CURRENT SUPERVISION STATUS	Maximum	Medium	Minimum	Annual Reporting	Unassigned	Sum:
Active (Direct Supv)	2,316	14,143	17,053	3,229	392	37,133
Electronic Monitoring (Direct)	67	89	18		3	177
Absconded	1,452	5,300	3,475	66	1,683	11,976
Incarcerated	410	1,204	482	15	570	2,681
Non-Reporting	236	928	547	17	979	2,707
Out to Other State	99	694	1,152	41	1,452	3,438
Unsupervised	11	146	490	541	265	1,453
Suspnd Imposition of Snt (SIS)	288	1,296	1,355	126	4,161	7,226
Sum:	4,879	23,800	24,572	4,035	9,505	66,791

Parole/Probation Population

Probation and Parole Gains and Losses in May 2021

Gains and Losses	Probation	Parole	Pre-Trial	Suspended	Sum:
Intakes	742	592	20	132	1,486
Sanction Release from SSP	12	129			141
Total Gains	754	721	20	132	1,627
Revocations/or New ADC or CCC Sentence	198	505	1	29	733
Sanction Incarceration SSP	5	110			115
Terminations	483	190	5	105	783
Total Losses	686	805	6	134	1,631

ACC Specialty Teams

May SRT-Task Force Report	
Arrests:	
Absconders	67
Active Supervision	46
Collateral Arrest	45
SRT Total:	52
Task Force Total:	77
SRT Plus Task Force Total:	129

May SRT-Task Force Report	
Felony charges	240
Misdemeanor charges	131
Traffic charges	62
Narcotics arrests	89
Confiscations:	
Marijuana	204 lbs
Meth	4 lbs
Cocaine	6.1 gram
Fentanyl	3.5 grams
Prescription pills	264 pills
Heroin	10 grams
Handguns	33
Rifles	18
Recovered vehicles	20
Drug paraphernalia	290 items
Currency seized	\$140,797

Intensive Parole Supervision		May 2021												
Type of Arrests														
Narcotics		2												
Firearm		1												
<table> <tr> <th colspan="3">Number of Arrests</th></tr> <tr> <td></td><td>Parole</td><td>Probation</td></tr> <tr> <td>Active Supervision</td><td>3</td><td></td></tr> <tr> <td>Total Arrest:</td><td colspan="2">3</td></tr> </table>			Number of Arrests				Parole	Probation	Active Supervision	3		Total Arrest:	3	
Number of Arrests														
	Parole	Probation												
Active Supervision	3													
Total Arrest:	3													
CONFISCATIONS														
Methamphetamine		256 grams												
Handguns		1												

Parole/Probation Community Service

Community Service

									2020 Totals					May		2021 Totals
Area	Cities Within Area	June	July	August	September	October	November	December		January	February	March	April	Number of Participants	Numbers of Hours	
1	Bentonville, Fayetteville, Huntsville	227.0	636.5	792.0	873.0	729.9	650.4	706.0	6,725	883.5	843.0	767.5	777.2	115	1,263.8	4,535.0
2	Harrison, Mountain Home, Salem, Mountain View, Berryville	904.0	904.0	840.0	979.0	599.0	663.0	1,540.0	8,671	662.0	206.0	1,208.0	582.0	26	662.0	3,320.0
3	Searcy, Newport, Walnut Ridge, Ash Flat, Heber Springs, Batesville, Pocahontas, Lonoke	572.0	949.0	1,345.0	1,189.0	1,607.0	1,468.0	1,607.0	12,965	1,060.0	529.0	1,313.0	1,258.0	31	849.0	5,009.0
4	Jonesboro, Paragould, Osceola	91.5	184.0	77.0	158.0	275.0	144.5	285.5	2,321	340.0	340.0	191.6	95.1	10	87.5	1,054.2
5	Fort Smith, Booneville, Clarksville, Ozark, Mena	977.0	1,032.0	925.0	1,020.0	960.0	828.0	860.5	9,472	467.0	720.5	879.0	968.0	108	799.5	3,834.0
6	Conway, Russellville, Morrilton, Danville	29.0	71.0	713.1	860.8	388.8	376.7	602.4	4,759	676.2	154.0	428.0	739.8	56	965.8	2,963.7
8	Little Rock, North Little Rock	98.0	12.0	340.0	325.0	196.0	133.0	51.0	3,929	45.0	1,145.0	2,322.0	1,772.0	74	1,367.0	6,651.0
9	Forrest City, Helena, West Memphis	270.0	86.5	133.5	256.0	424.5	320.0	270.5	2,291	394.6	233.0	357.0	152.0	19	183.0	1,319.6
10	Malvern, Benton, Sheridan, Arkadelphia, Hot Springs, Benton	291.5	432.0	355.5	462.8	768.5	275.0	778.0	5,181	403.0	161.5	371.0	558.4	16	227.5	1,721.4
11	Pine Bluff, Stuttgart, Monticello, Crossett	425.8	309.0	333.0	366.0	356.0	535.3	360.5	4,302	394.2	222.3	302.8	679.3	69	644.3	2,242.9
12	Texarkana, Ashdown, Hope, Lewisville, Nashville	217.8	403.5	158.5	264.2	210.0	238.3	442.0	3,365	358.0	127.4	236.4	331.8	15	129.0	1,182.6
13	Magnolia, El Dorado, Camden, Fordyce	235.5	423.5	135.5	526.0	350.0	775.5	252.5	3,849	320.5	193.0	433.8	162.5	18	360.5	1,470.3
TOTAL		4,339.1	5,443.0	6,148.1	7,279.7	6,864.6	6,407.6	7,755.9	67,828	6,004.0	4,874.7	8,810.1	8,076.1	557	7,538.8	35,303.6

May 2021 Litter Crew Report

Area	Cities Within Area	Number of Participants	Number of Hours
Area 2	Harrison, Mountain Home, Salem, Mountain View, Berryville	6	134.0
Area 3	Searcy, Newport, Walnut Ridge, Ash Flat, Heber Springs, Batesville, Pocahontas, Lonoke	7	31.0
Area 4	Jonesboro, Paragould, Osceola	6	44.0
Area 5	Fort Smith, Booneville, Clarksville, Ozark, Mena	24	56.0
Area 6	Conway, Russellville, Morrilton, Danville	2	16.0
Area 8	Little Rock, North Little Rock (Pulaski County)	2	62.0
Area 9	Forrest City, Helena, West Memphis	2	2.0
Area 12	Texarkana, Ashdown, Hope, Lewisville, Nashville	11	142.0
Area 13	Magnolia, El Dorado, Camden, Fordyce	1	1.0
TOTAL		61	488.0

There was no activity in the County Work Program during May.

Parole/Probation Revocations

Revocation Events By Supervision Types and Area May 2021

Area	Supervision Type	Revoked (Sent to ADC)	Revoked (Sent to CCC)	Revoked (Other)	New ADC/ CCC Sentence
Area 1-Fayetteville	Probation	8		6	1
Area 2-Mountain Home		7			2
Area 3-Searcy		4	11	10	2
Area 4-Jonesboro		10	8	5	9
Area 5-Fort Smith		6	1	3	1
Area 6-Conway		10	2		
Area 8-Little Rock		6		24	1
Area 9-West Memphis			2	1	
Area 10-Hot Springs		8	3	6	1
Area 11-Pine Bluff		4	2	2	
Area 12-Texarkana		21		1	
Area 13-El Dorado			4	6	
Total by Supervision Type	Probation	84	33	64	17
Area 1-Fayetteville	Parole	56			
Area 2-Mountain Home		17			4
Area 3-Searcy		57		1	4
Area 4-Jonesboro		40			4
Area 5-Fort Smith		45			11
Area 6-Conway		31			7
Area 8-Little Rock		73			5
Area 9-West Memphis		13			
Area 10-Hot Springs		49			5
Area 11-Pine Bluff		29			5
Area 12-Texarkana		25			6
Area 13-El Dorado		17			1
Total by Supervision Type	Parole	452		1	52
Area 13-El Dorado	Pre-Trial		1		
Total by Supervision Type	Pre-Trial		1		
Area 1-Fayetteville	Suspended				1
Area 3-Searcy					3
Area 4-Jonesboro		1		1	6
Area 5-Fort Smith		2		1	6
Area 8-Little Rock					1
Area 9-West Memphis					1
Area 12-Texarkana		5			
Area 13-El Dorado				1	
Total by Supervision Type	Suspended	8		3	18
	TOTAL BY SUPERVISION EVENT	544	34	68	87

Revocation Hearings

Parole Revocation Hearings and Outcomes May 2021

Hearing Outcome	Laws and Technical	Laws Only	Technical Only	Total By Hearing Outcome
Deferred	9	6		15
Reinstate	9	3	2	14
Revoked	47	66	3	116
Waived	352	27	9	388
Total By Violation Type	417	102	14	533

Note: Excludes SSP Sanction Hearings

ACT 1029 HEARINGS HELD	Total
Deferred	2
Revoked	15
Waived	10
Total # ACT 1029 Hearings	27

Note: Included in totals for Hearing Outcomes

Supervision Sanctions

Supervision Sanction Hearings and Waivers

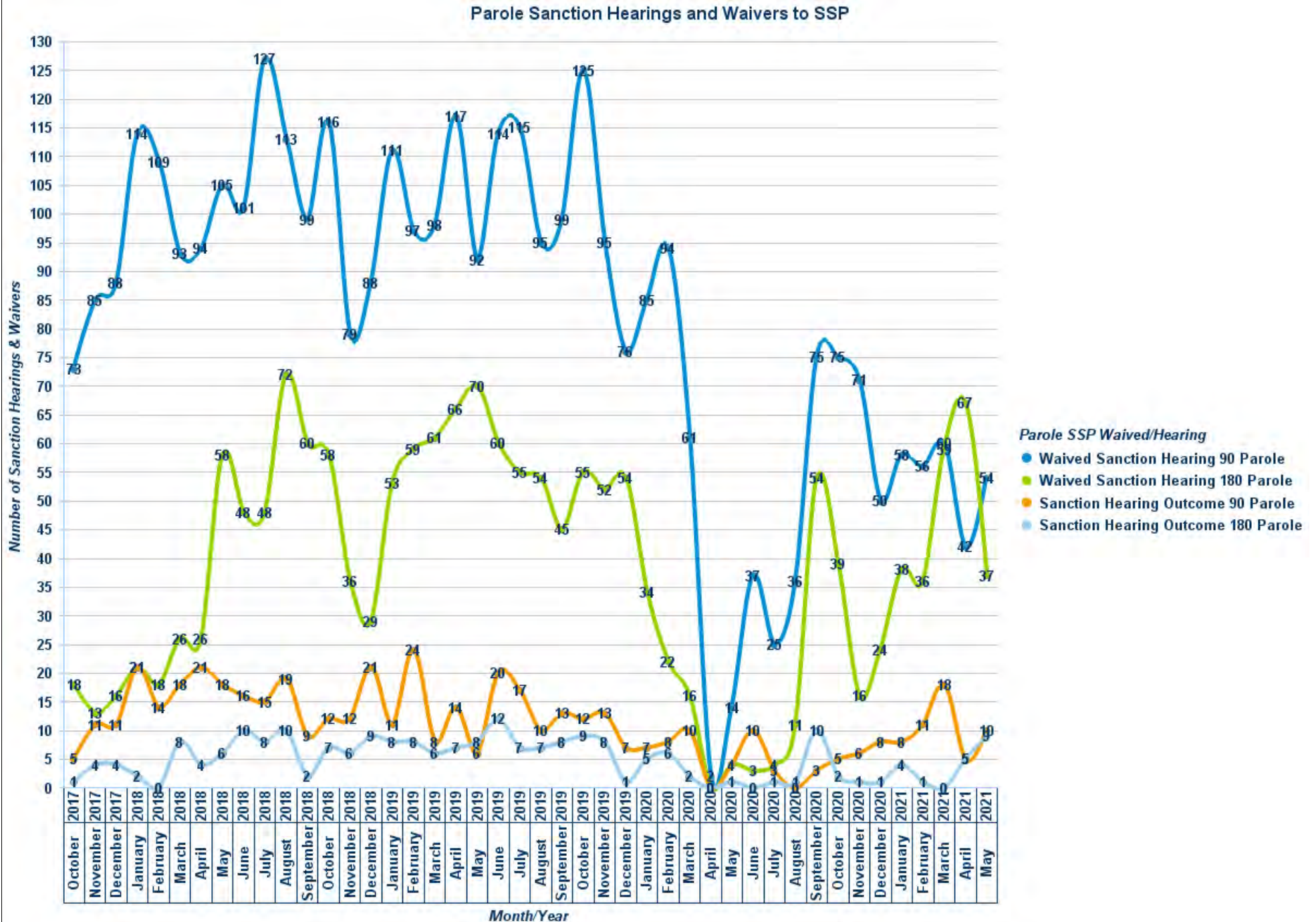
10/1/2017- 5/31/21

Sanction Hearing Outcome	Sanction Hearing Type	Parole	Probation	Sum:
Sanction Hearing Outcome 90	Sanction Hearing	494	18	512
Sanction Hearing Outcome 180		219	8	227
Totals:	Sanction Hearing	713	26	739

Waived Sanction Hearing 90	Waived Sanction Hearing	3,612	329	3,941
Waived Sanction Hearing 180		1,695	57	1,752
Totals:	Waived Sanction Hearing	5,307	386	5,693

	Overall Totals:	6,020	412	6,432
--	------------------------	--------------	------------	--------------

Parole Sanction Hearings and Waivers to SSP



Parole/Probation Drug Testing

Regular Probation and Parole Positive Tests during May 2021

Offender Urine Tests this Period: 7,731
Number of Offenders Testing Positive: 3,132

Drug Tested	Count
Methamphetamines	1,926
THC/Marijuana	1,911
Amphetamines	1,167
Benzodiazepines	223
Cocaine	194
Heroin/Opiates	84
Ecstasy	79
Alcohol	72
Oxycodone	49
Ethyl Glucuronide	42
Buprenorphine	33
Tramadol	24
Morphine	23
Fentanyl	21
Hydrocodone	17
Methadone	15
Barbiturates	11
Propoxyphene	7
K2 (SPICE)	6
Methadone Metabolite	5
Crack	4
Cotinine	3
Methaqualone	3
PCP	3
Heroin Metabolite	2
Creatinine	1
Other Hallucinogens	1
Prescription Abuse	1
Total	5,927

Drug Courts

Positive Tests during May 2021

Offender Urine Tests this Period: 5,446
Number of Offenders Testing Positive: 153

Drug Tested	Count
Buprenorphine	159
THC/Marijuana	130
Methamphetamines	109
Amphetamines	78
Benzodiazepines	21
Ethyl Glucuronide	19
Morphine	19
Fentanyl	11
Ecstasy	10
Tramadol	9
Oxycodone	7
Alcohol	6
Cocaine	6
Barbiturates	5
Heroin/Opiates	4
Methadone	4
Creatinine	3
Hydrocodone	1
Total	601

Specialty Courts

Positive Tests during May 2021

Offender Urine Tests this Period: 195
Number of Offenders Testing Positive: 20

Drug Tested	Count
THC/Marijuana	18
Methamphetamines	9
Amphetamines	5
Ethyl Glucuronide	5
Heroin/Opiates	2
Methadone	2
Barbiturates	1
Benzodiazepines	1
Buprenorphine	1
Cocaine	1
Ecstasy	1
Fentanyl	1
Hydrocodone	1
Morphine	1
Oxycodone	1
Tramadol	1
Total	51