



BOARD REPORT

May 2021



Dexter Payne,
Director

DIVISION OF
CORRECTION



@ARDeptofCorrections



@adcpio



@arcorrections

POPULATION REPORT

RESEARCH/PLANNING

April 2021 Admissions and Releases – Admissions for April 2021 totaled **825** (708-males and 117-females) while releases totaled **370** (316-males and 54 females).

Inmate Population Growth/Projection – At the end of April 2021, the jurisdictional population for the Division of Correction totaled **16,250**, representing an increase of **156** inmates since the first of January 2021. Calendar year 2021 has seen an average increase of **39** inmates per month, which is up from an average monthly decrease of **139** inmates per month during calendar year 2020.

Average County Jail Back-up – The backup in the county jails averaged **1,491** inmates per day during the month of April 2021, which was down from the per-day average of **1,775** inmates during the month of March 2021. Of the **1,491** average, short-term revocations accounted for **772** (689 males and 84 females) during the month.

INSTITUTIONS

INMATE INSTITUTIONAL GRIEVANCES

Inmate Formal/Informal Grievances: During April 2021, a total of 1,505 formal grievances and 2,113 informal grievances were filed at various units.

Institutional Grievances Appeals: There was a total of 539 appeals of institutional grievances received in April 2021. Of those, 458 were acknowledged and 81 were rejected for various reasons. Of the total 487 appeals answered, 484 had no merit and three were found with merit.

FARM

Despite wet and cool conditions, all row crop farms began planting during the month of April. The Cummins Unit finished planting all of their rice and more than half of their corn. The Tucker Unit also planted rice and corn. Soybeans were planted at the East Arkansas Regional Unit. Additionally, this year's wheat crop is looking very good.

Taking advantage of the good grain prices this year, our program is benefiting from the price increases as the markets go up. We are currently around 40% booked on the 2021 crop. Prices are about \$3.00 higher than last year on soybeans and \$2.00 higher on both corn and wheat.

Calving season is almost over. The beef herds have been busy working calves and vaccinating cows. A total of 85 heifers from the Wrightsville Unit, which didn't meet our criteria for replacement heifers, were sold. The Cummins Unit will make a final decision on their replacements in the next couple of weeks. A total of 15 new bulls have been purchased for the 2021 breeding season. The number in the artificial insemination program at the Wrightsville Unit will be increased this year. Gardens are being planted as quickly as possible with wet conditions slowing progress.

REGIONAL MAINTENANCE HOURS

Regional Maintenance Hours	April 2021
Benton Unit	7,138.75
Delta Regional Unit	3,088
East Arkansas Regional Unit	1,936
Grimes Unit	3,156
McPherson Unit	5,360
Mississippi County Work Release	336
North Central Unit	6,328
Ouachita River Correctional Unit	1,496
Randall L. Williams Unit	2,984
Texarkana Regional Correctional Center	0
Tucker Unit	600
Varner Unit	3,025
Wrightsville Unit	1,824
Total Hours	37,272

WORK RELEASE RENT REPORT

Unit	April 2021
Benton Unit	\$72,029.00
Mississippi County Work Release	\$41,174.00
Northwest Arkansas Work Release	\$28,968.00
Pine Bluff Work Release	\$28,985.00
Texarkana Regional Correctional Center	\$37,808.00
Wrightsville Hawkins Unit	\$8,969.00
Total	\$217,933.00

REENTRY

RANDALL L. WILLIAMS
JUVENILE EDUCATION PROGRAM

April 2021 Capacity: 20	Beginning Count	New Commitments	DCR/Punitive	Transferred/ Turned 18*	Paroled	End Count
Juveniles*	2	0	0	0	0	2

*Juveniles are transferred from the program once they reach the age of 18.

WORKFORCE ALLIANCE FOR
GROWTH IN THE ECONOMY (WAGE)

April 2021 Capacity: 120 Unit:	Beginning Count	Admissions During Mo.	Removed*	Completed	End Count
Delta**	0	0	0	0	0
Ester**	0	0	0	0	0
Hawkins**	0	0	0	0	0
McPherson**	0	0	0	0	0
Ouachita River	20	0	0	0	20
Tucker**	0	0	0	0	0
Tucker Reentry**	0	0	0	0	0
Wrightsville**	0	0	0	0	0
TOTAL	20	0	0	0	20

*The "Removed" column indicates the number of participants who transferred, signed out, received a disciplinary, were removed because test scores were not returned/were too low to continue, or were released from prison.

**WAGE Program inactive during the month due to COVID-19.

ADVANCED PRINCIPLES
AND APPLICATIONS FOR
LIFE PROGRAM (APAL)

April 2021 Capacity: 86	Beginning Count	Admissions During Mo.	Removed*	End Count
Ester	19	2	1	20
Hawkins	41	7	6	42
TOTAL	60	9	7	62

Advanced PAL is an 18-month reentry program that combines a pre-release curriculum with the PAL program.

*The "Removed" column indicates the number of participants who paroled, completed the program, withdrew from the program, transferred, or were removed from the program for another reason.

WRIGHTSVILLE-HAWKINS
PATHWAY TO FREEDOM PROGRAM

April 2021 Capacity: 200	Beginning Count	Enrolled During the Month	Removed	End Count*
Wrightsville-Hawkins PTF	191	15	13	193

*The "End Count" column includes 15 graduates who remain in the Pathway to Freedom barracks.

THINK LEGACY

April 2021 Capacity: 635 Unit	Beginning Count	Admitted	Graduated	Removed**	End Count	Graduated But Remain*
Cummins	46	11	7	16	34	0
Delta Regional	22	1	0	0	23	0
East Arkansas Regional	35	3	0	0	38	0
Ester	0	0	0	0	0	0
Grimes	0	0	0	0	0	0
Hawkins (Female)	0	0	0	0	0	0
McPherson	47	14	1	7	54	1
North Central	0	0	0	0	0	0
Ouachita River	30	2	1	0	31	0
Tucker	0	0	0	0	0	0
Tucker Women's Reentry	0	0	0	0	0	0
Varner	0	0	0	0	0	0
Wrightsville	0	0	0	0	0	0
Total	180	31	9	23	180	1

*The "Graduated But Remain" column indicates the number of participants who have successfully completed the program but remain in the barracks. *These numbers are included in the End Count.*

**The "Removed" column indicates the total number of participants who paroled, signed out, transferred, or were removed from the program for any other reason and are no longer in the barracks.

ADMINISTRATIVE SERVICES

DIVISION OF CORRECTION
TRAINING - APRIL 2021

BASIC TRAINING DIVISION –

Instructor Sarah Apel's **BCOT Class 2021-C** graduated on April 9, 2021, with a total of 17 cadets.

The *Willis H. Sargent Award* recipient for the class was William Parker III of the Varner Unit.

DIVISION OF CORRECTION TRAINING, continued

Academic Awards were presented to the following:

- 1st – Dustin Garner, Tucker Unit
- 2nd – Wyatt Slonecker, McPherson Unit
- 3rd – Elizabeth Rather, McPherson Unit

Recipients of *Physical Fitness Awards* were:

- 1st – Jeremy Lee, Maximum Security Unit
- 2nd – Devon Ditto, Grimes Unit
- 3rd – Quentin Oguinn, Cummins Unit

IN-SERVICE DIVISION –

During the month, the Training Academy held a *Defensive Driving* class attended by three participants, as well as a course for *Firearms Instructors*, which was attended by 17 participants. Additionally, 17 participants took part in a *Mail Handling* class that was presented both in-person and virtually. All other in-person training has remained suspended until further notice due to COVID-19.

eCADEMY –

During April, 680 ADC employees completed a total of 11,145 hours of eCADEMY training. About 15% of ADC employees completed at least one course during that timeframe, averaging 2.50 hours per staff member.

HEALTH/CORRECTIONAL PROGRAMS

CHAPLAINCY SERVICES

All Facilities – The Chaplaincy Division at all facilities has continued to provide religious services virtually over the video systems, including Jumu'ah Prayer. Observance of the Islamic month of Ramadan began on April 12 across all facilities. Participating inmates are fasting between dawn and dusk. Volunteer access remained discontinued throughout April due to COVID-19.

Delta Regional Unit – On April 17, the *Financial Freedom 102* video series concluded. A total of 47 of the 81 registrants completed the study and earned certificates. On April 24, a new video series, *Stepping Up: A Call to Courageous Manhood*, began with 44 registered participants.

Maximum Security Unit – Chaplain Bourgeois and Chaplain Pearson (Tucker Unit) conducted a joint volunteer training event during the month at Word of Faith Church in England, which was attended by 90 volunteers. Deputy Warden Claudia Harris and Chaplain Bob Holyfield (IBLP) were guest instructors.

Pine Bluff Unit – Chaplain Ault conducted offsite volunteer training on April 17.

Randall L. Williams Unit – Throughout the month of April, inmates continued the *Good News* Bible study and began *Financial Freedom 102*, both via video.

Tucker Unit – On April 29, Arkansas Reentry Week was celebrated at the unit by both inmates and administrative personnel. The chapel was able to provide a bag of popcorn and a stick of Suave deodorant for every inmate. During the month, Chaplain Pearson and Chaplain Bourgeois (Maximum Security Unit) conducted a joint volunteer training event at Word of Faith Church in England, which was attended by 90 volunteers. Deputy Warden Claudia Harris and Chaplain Bob Holyfield (IBLP) were guest instructors.

ACCREDITATION

ACA Internal Audits Completed:

- 04/05–04/07 Grimes Unit Reaccreditation (100% on Mandatory Standards/Best Practices and 100% on Non-Mandatory Standards/Best Practices)
- 04/07–04/09 McPherson Unit Reaccreditation (100% on Mandatory Standards/Best Practices and 99.8% on Non-Mandatory Standards/Best Practices)
- 04/13 Cummins Unit Pre-Audit
- 04/19–04/22 Ouachita River Correctional Unit Audit Prep – (Working at Unit)
- 04/26–04/29 Ouachita River Correctional Unit Audit Prep – (Working at Unit)

Fire/Safety and Sanitation Independent Audits Conducted by the Fire and Sanitation Coordinator:

- 04/13–04/14 Cummins Unit Audit Prep
- 04/19–04/23 Cummins Unit Audit Prep
- 04/27–04/30 Ouachita River Correctional Unit Audit Prep

VOLUNTEER SERVICES

Total Number of Volunteer Hours for April 2021:

Unit/Program	Hours
Delta Unit	0
East Arkansas Regional Unit	0
McPherson Unit	0
Mississippi County Work Release Center	0
Northwest Arkansas Work Release Center	12.25
Ouachita River Correctional Unit	0
Pine Bluff Complex	0
Texarkana Regional Correctional Center	0
Varner	0
PAWS	0
Think Legacy	0
Religious Services/Chaplaincy	0
Total Hours	12.25

MENTAL HEALTH SERVICES

Reduction of Sexual Victimization Program (RSVP) and Sex Offender Treatment Programs (SOFT):

April 2021 Unit	Capacity	Beginning Count	Completed	Removed	Admissions	End Count
RSVP	238	159	0	1	0	158
SOFT	30	4	0	0	0	4
Total	268	163	0	1	0	162

There are 1,114 males on the waiting list for RSVP and seven females on the waiting list for SOFT who are within five years of their TE date. Of those, 18 inmates are mandated by the Parole Board.

The average time on the waiting list from request is between one and two months for those stipulated.

*The total on the waiting list, including those not currently within the identified timeframe, is 1,457 males and eight females. Of these, 1,121 are eligible and 344 are ineligible for the program. There are no PREA inmates in the program at this time.

***Ineligibility is due to being in restrictive housing, having class IV status, or receiving a major disciplinary within the last 60 days.**

Therapeutic Community (TC):

April 2021 Unit	Capacity	Beginning Count	Completed	Removed	Admissions	End Count
McPherson	50	51	2	4	7	52
Tucker	120	116	0	11	8	113
Wrightsville	50	48	1	9	4	42
Total	220	215	3	24	19	207

There are 513 males and 161 females on the waiting list who are within ten years of their release date. Of those, six are mandated by the Parole Board.

The average time on the waiting list from request is 21 days.

*The total on the waiting list, including those not currently within the identified timeframe, is 688 males and 175 females. Of these, 680 are eligible and 183 are ineligible for the program.

***Ineligibility is due to being in restrictive housing, having class IV status, or receiving a major disciplinary within the last 60 days.**

Substance Abuse Treatment Program (SATP):

April 2021 Unit	Capacity	Beginning Count	Completed	Removed	Admissions	End Count
Benton	20	18	3	3	6	18
Cummins	45	37	1	5	0	31
Grimes	56	54	11	7	11	47
Maximum Security	4	4	1	0	1	4
McPherson	106	76	5	11	37	97
Randall L. Williams	200	57	13	18	69	95
Wrightsville	150	92	5	8	54	133
Total	583	338	39	52	178	425

There are 1,955 males and 155 females on the waiting list who are within five years of their release date. Of those, 23 are mandated by the Parole Board.

The average time on the waiting list from request is 11 days.

*The total on the waiting list, including those not currently within the identified timeframe, is 2,575 males and 185 females. Of these, 2,133 are eligible and 627 are ineligible for the program.

***Ineligibility is due to being in restrictive housing, having class IV status, or receiving a major disciplinary within the last 60 days.**

Substance Use Intervention Program: The Substance Use Intervention Program had no admissions or discharges for an end-of-month count of zero for April. This program is housed at the Varner Unit and is for inmates found guilty of a disciplinary violation for drug use or drug possession.

Ouachita River Correctional Unit (ORCU) Residential Program Unit (RPU): The RPU had six admissions and five discharges in April for an end-of-month count of 118.

McPherson Unit Mental Health Residential Program Unit (RPU): There were eight admissions and six discharges in April for an end-of-month count of 40.

Habilitation Program: The Habilitation Program at the Ouachita River Correctional Unit provided treatment services to 45 inmates during April. There were no admissions or discharges, resulting in an end-of-month count of 45.

Anger Management Treatment: The Anger Management Treatment Program at the Cummins Unit provided no treatment services to inmates during April. There were no admissions or discharges, for an end-of-month count of zero.

MENTAL HEALTH SERVICES, continued

Staffing: The following Mental Health Services and Substance Abuse Treatment Program (SATP) positions were vacant in March and April 2021:

Positions	FTE's*	March 2021	April 2021
Psychologists	14	5	5
Social Workers	31	12	13
Licensed Professional Counselors	2	1	1
Rehab Program Managers	9	1	1
Advisors	64	15	19
Substance Abuse Program Leaders	40	7	8
Administrative Specialists	17	4	4

*FTE refers to authorized Full Time Equivalent positions.

ADDITIONAL MENTAL HEALTH AND MEDICAL INFORMATION

Self-Study Classes:

Classes	Number of Participants	Number Completed	Waiting List
Anger Management	261	229	707
Thinking Errors	146	145	715
Substance Abuse Education	147	146	673
Communication Skills	202	202	755
Domestic Violence	31	29	140
Victims of Domestic Violence	16	16	31
Stress Management	167	166	814
Parenting	133	133	245

Suicide: There were 98 suicidal threats during April. There were nine attempts, resulting in one death.

Outpatient: There were 2,030 inmates on the mental health medical log at the beginning of April. Mental Health staff conducted the following contacts during April:

Case Management Contacts	2,006
Requests for Interviews	1,250
Testing	3
Intakes	822
Unit Requests	1,545
Pre-Lockup Reviews	474
Routine Restrictive Housing Reviews	792
Restrictive Housing Rounds	19,956
PREA Evaluations	102
Routine Follow-up	474
834 Requests	54

County Mental Health Requests: During April, there were 188 requests received of a mental health nature. Of those, 136 inmates were fast-tracked to ADC. *Note: Most inmates were not transferred due to COVID-19.*

County Medical Health Requests: During April, there were 540 requests received of a medical nature. A total of 11 inmates were fast-tracked to ADC.

Medical Contract Reimbursements: Sanction reimbursements for March amounted to \$14,500.00.

Deaths: There were three inmate deaths during the month of April. One was claimed and two were cremated.

Wellpath: See attachment for Wellpath's report regarding outside beds and emergency room visits.

Medical Grievances: In April, there were 169 appeals received of medical grievances and 112 appeals were answered. Five of those were found to be with merit and nine with merit but resolved.

SEX OFFENDER ASSESSMENT

Assessments Completed:

Risk Level	April	September 1999 through April 2021
Level 1	1	1,211
Level 2	51	8,301
Level 3	40	7,279
Level 4	2	711
Default 3	0	*
Total	94	17,502
<i>*Default Level 3's are included in the total number of Level 3's to date.</i>		

ACIC Numbers:

The total number of sex offenders registered from September 1999 through April 2021:

Compliant	8,425
Delinquent	1,416
Confined	3,280
Out-of-State	3,864
Address Unknown	139
Deported	208
Incapacitated	93
Out of USA	13
Total	17,438

Consistent with current Arkansas law, deceased offenders no longer remain on the registry.

PAWS IN PRISON

April 2021 Unit	Enrolled	Graduated	Foster	Volunteer Hours
Hawkins Unit	6	4	1	0
Maximum Security Unit	10	6	0	0
North Central Unit	2	4	0	0
Ouachita River Correctional Unit	9	3	0	0
Randall L. Williams Unit	4	2	0	0
Tucker Unit	6	1	0	0
Total	37	20	1	0

Completed Paws in Prison Training:

April 2021 Program Graduates	20
YTD 2021 Program Graduates	55
Total Graduates Since Inception (December 2011)	1,718
Dogs Currently in Foster (Graduated, but Not Adopted)	1
April 2021 Volunteer Hours	0
YTD Volunteer Hours	0

INFORMATION TECHNOLOGY

INMATE TABLETS – Within the Division of Correction, a total of 2,742 inmate tablets were leased during April.

INMATE VIDEO VISITS – Inmates completed 21,271 video visits during the month and missed 596 within the Division of Correction.

CONSTRUCTION/MAINTENANCE

PROJECT UPDATES

SEE CONSTRUCTION BUDGET / STATUS REPORT IN ATTACHMENTS SECTION (PAGES 23-24).

AGENCY HIGHLIGHTS

APRIL 2021:

ADC Facilities Represented at Veterans Job Fair

Human resources representatives from the Maximum Security, Tucker, and Wrightsville units took part in a Veterans Job Fair hosted by Congressman French Hill on April 7 in Sherwood.



ACA Reaccreditation Awarded to ADC Units

During April, two ADC facilities obtained reaccreditation from the American Correctional Association (ACA). The Grimes Unit scored 100% on both mandatory and non-mandatory standards/best practices. The McPherson Unit scored 100% on mandatory standards/best practices and 99.8% on non-mandatory standards/best practices.



Grimes Unit ACA Audit



McPherson Unit ACA Audit

Congratulations to Grimes Unit Warden Joe Page, McPherson Unit Warden Nurzuhal Faust, and all of the incredible staff at both facilities for the time and effort that went into preparation for the audits.

Two ADC Units Added to Modified In-Person Visitation Pilot

On April 17, the Arkansas Department of Corrections expanded the modified in-person visitation pilot to include the McPherson and North Central units. They join the other two ADC facilities with in-person visitation: Benton Work Release and Delta Regional Unit.

VISITATION UPDATE!
Effective April 17, 2021:
Modified In-Person Visitation Expanded to Include Six Additional Facilities

Secretary Shares Plan for Inmate Vaccinations



During Governor's Briefing

Arkansas Secretary of Corrections Solomon Graves appeared at Gov. Asa Hutchinson's weekly COVID-19 briefing on April 13 to detail the plans for

vaccinating inmates. He also reported on the progress being made in vaccinating DOC staff.

Delta Unit's Warden Budnik Addresses Dermott Chamber of Commerce Reps

Delta Unit Warden Chris Budnik met with Dermott Chamber of Commerce President (and Chaplain) Toni Shockey and chamber members on April 16 to spread the word about the wonderful career opportunities available at the Cummins, Varner and Delta units.



AGENCY HIGHLIGHTS, continued

Hawkins Unit Recycling Efforts Recognized

The Hawkins Unit was featured in a DOC social media post in celebration of Earth Day, which is observed on April 22. Deputy Warden Linda Louis does an outstanding job keeping staff motivated to maintain a clean environment through the recycling of cans and cardboard.




Legislators Visit Cummins and Varner

The Cummins and Varner units hosted several state legislators on April 23. Representatives Richard McGrew, Cameron Cooper, Ashley Hudson, Austin

McCollum and John P. Carr spent the afternoon touring the facilities and speaking to staff.

ADC Participates in Arkansas Reentry Week 2021

The Division of Correction participated in Arkansas Reentry Week 2021, held the last week of April. A rally was held on April 26 to kick off the festivities, where Corrections Secretary Solomon Graves spoke on the DOC's commitment to supporting and assisting inmates in their reentry process. Throughout the week, which was filled with many reentry-themed activities, DOC social media posts featured many facets of reentry efforts in the state. One highlighted North Central Unit Chaplain Patrick McCown talking with inmates enrolled in the Principles and Application for Life (PAL) program. All Division of Correction facilities, except Work Release Centers, have PAL programs, which offer worship services, religious materials, and counseling services.



REGIONAL MAINTENANCE PROJECT HIGHLIGHTS APRIL 2021

Varner Unit – Cleanup at Cummins Unit Beef Herd Operations

Regional Maintenance 1 and 2 – April 1:



Before



After

Regional Maintenance 1 and 2 – April 5:



Before




After

Regional Maintenance 1 and 2 – April 6:



Before



After

REGIONAL MAINTENANCE PROJECT HIGHLIGHTS
APRIL 2021, continued

Clean Up at Dumas Baseball Complex

Varner Regional Maintenance 1 and 2 – April 13:



Before



After

Clean Up Around Varner Horse Barn

Varner Regional Maintenance – April 15:



Before



After

Infield Clean Up at Dumas Baseball Complex

Varner Regional Maintenance 1 and 2 – April 19:



Before



After

Varner Unit Front Pasture Fence Row Clean Up

Varner Regional Maintenance 1 and 2 – April 20:



Before



After

Trash Clean Up – Autumn Hill Rd., Lincoln Co.

Varner Regional Maintenance 1 and 2 – April 27:



Before



After

Trash Clean Up – Alco Rd., Lincoln Co.

Varner Regional Maintenance 1 and 2 – April 30:



Before



After

2021 INFORMAL GRIEVANCE REPORT

Month	BENTON	HAWK/M	HAWK/F	WRTS	EARU & MX	GRIMES	RLW	MCWR	MCPH	MSU	NCU	PBU	NWA	TU	TRCC	VSMX	VU	CU & CMU	ORCU	Ester	DRU	Bowie Cty	TOTAL
JAN	1	30	1	56	269	243	41	0	301	147	106	43	0	62	0	152	26	124	174	41	99	0	1,916
FEB	1	15	22	78	185	177	25	0	465	149	67	26	0	91	3	163	37	363	112	27	63	0	2,069
MAR	1	15	22	87	279	207	11	0	376	149	66	38	0	120	4	188	29	196	164	52	96	0	2,100
APR	3	15	24	70	297	173	18	0	210	108	142	38	0	86	5	362	77	178	163	16	128	0	2,113
MAY	0	0	0	0	0	0	0	0	0	0	0	0	0	0	0	0	0	0	0	0	0	0	0
JUN	0	0	0	0	0	0	0	0	0	0	0	0	0	0	0	0	0	0	0	0	0	0	0
JUL	0	0	0	0	0	0	0	0	0	0	0	0	0	0	0	0	0	0	0	0	0	0	0
AUG	0	0	0	0	0	0	0	0	0	0	0	0	0	0	0	0	0	0	0	0	0	0	0
SEPT	0	0	0	0	0	0	0	0	0	0	0	0	0	0	0	0	0	0	0	0	0	0	0
OCT	0	0	0	0	0	0	0	0	0	0	0	0	0	0	0	0	0	0	0	0	0	0	0
NOV	0	0	0	0	0	0	0	0	0	0	0	0	0	0	0	0	0	0	0	0	0	0	0
DEC	0	0	0	0	0	0	0	0	0	0	0	0	0	0	0	0	0	0	0	0	0	0	0
TOTAL	6	75	69	291	1,030	800	95	0	1,352	553	381	145	0	359	12	865	169	861	613	136	386	0	8,198

2021 FORMAL GRIEVANCE REPORT

Month	BENTON	HAWK/M	HAWK/F	WRTS	EARU & MX	GRIMES	RLW	MCWR	MCPH	MSU	NCU	PBU	NWA	TU	TRCC	VSMX	VU	CU & CMU	ORCU	Ester	DRU	Bowie Cty	TOTAL
JAN	1	15	1	30	293	176	17	0	173	197	71	24	0	55	2	152	26	150	125	22	44	0	1,574
FEB	2	7	8	40	272	115	21	0	158	186	51	8	0	79	0	163	37	126	89	16	35	0	1,413
MAR	3	7	8	53	375	98	7	0	188	264	47	8	0	92	0	188	29	149	147	27	96	0	1,786
APR	2	1	3	46	374	82	11	0	125	128	97	13	0	46	1	227	53	132	92	10	62	0	1,505
MAY	0	0	0	0	0	0	0	0	0	0	0	0	0	0	0	0	0	0	0	0	0	0	0
JUN	0	0	0	0	0	0	0	0	0	0	0	0	0	0	0	0	0	0	0	0	0	0	0
JUL	0	0	0	0	0	0	0	0	0	0	0	0	0	0	0	0	0	0	0	0	0	0	0
AUG	0	0	0	0	0	0	0	0	0	0	0	0	0	0	0	0	0	0	0	0	0	0	0
SEPT	0	0	0	0	0	0	0	0	0	0	0	0	0	0	0	0	0	0	0	0	0	0	0
OCT	0	0	0	0	0	0	0	0	0	0	0	0	0	0	0	0	0	0	0	0	0	0	0
NOV	0	0	0	0	0	0	0	0	0	0	0	0	0	0	0	0	0	0	0	0	0	0	0
DEC	0	0	0	0	0	0	0	0	0	0	0	0	0	0	0	0	0	0	0	0	0	0	0
TOTAL	8	30	20	169	1,314	471	56	0	644	775	266	53	0	272	3	730	145	557	453	75	237	0	6,278

INMATE INSTITUTIONAL GRIEVANCE APPEAL REPORT – APRIL 2021

	Acknowledged	Rejected	Processed W/O Merit	Processed W/ Merit
Benton Unit	0	0	2	0
Benton Work Release	0	0	0	0
Bowie County Texas Correctional Facility	0	0	0	0
Cummins Unit	33	8	32	0
Cummins Modular Unit	1	0	1	0
Delta Regional Unit	3	1	4	0
East Arkansas Regional Unit	35	2	29	1
East Arkansas Regional Max Unit	95	11	94	0
Ester Unit	7	0	10	0
Grimes Unit	21	7	21	0
Maximum Security Unit	38	14	43	0
Tucker Re-Entry	0	0	0	0
McPherson Unit	17	7	22	0
McPherson Mental Health Residential Program Unit	6	2	5	0
Mississippi County Work Release Center	1	0	0	0
Northwest Arkansas Work Release Center	0	0	0	0
North Central Unit	40	2	38	0
Ouachita River Correctional Unit	23	2	21	0
ORCU Hospital	0	0	0	0
ORCU New Commitment	13	0	10	0
ORCU Mental Health Residential Program Unit	0	1	2	0
Pine Bluff Unit	4	1	1	0
Pine Bluff Re-Entry	0	0	0	0
Randall L. Williams Correctional Facility	5	5	1	0
Texarkana Regional Correctional Center	0	0	0	0
Tucker Unit	15	2	16	1
Varner Super Max	78	13	103	1
Varner Unit	7	2	11	0
Wrightsville Unit	15	1	16	0
Hawkins Center	1	0	1	0
Hawkins for Males	0	0	1	0
Hawkins SPU	0	0	0	0
Total	458	81	484	3

ADMISSIONS AND RELEASES – APRIL 2021

<u>Admissions</u>	<u>Male</u>	<u>Female</u>	<u>Total</u>
Asian	2	0	2
Black	242	18	260
Hispanic	28	0	28
Native American Indian	2	0	2
Native Hawaiian or Pacific Isl.	2	0	2
White	430	99	529
Other	2	0	2
Unknown	0	0	0
Total	708	117	825

<u>Releases</u>	<u>Male</u>	<u>Female</u>	<u>Total</u>
Asian	4	1	5
Black	105	11	116
Hispanic	11	1	12
Native American Indian	2	1	3
Native Hawaiian or Pacific Isl.	0	0	0
White	193	40	233
Other	1	0	1
Unknown	0	0	0
Total	316	54	370

ADC INMATE POPULATION GROWTH 2000-2027 - APRIL 2021

Updated 04/30/2021

Mo.	2000	2001	2002	2003	2004	2005	2006	2007	2008	2009	2010	2011	2012	2013	2014	2015	2016	2017	2018	2019	2020	2021
Jan.	11,984	11,908	12,402	13,015	13,105	13,595	13,481	13,839	14,518	14,796	15,334	16,312	15,134	14,815	17,481	18,142	17,785	17,824	18,201	17,958	17,989	16,119
Feb.	12,169	12,022	12,529	13,054	13,166	13,783	13,633	14,012	14,603	14,883	15,374	16,209	14,990	15,008	17,438	18,082	17,625	17,608	17,998	17,846	18,181	16,120
March	12,006	12,033	12,299	13,108	13,088	13,418	13,534	13,772	14,580	14,843	15,290	16,095	14,964	14,665	17,395	18,233	17,573	17,666	18,089	17,898	17,860	16,085
April	12,069	12,167	12,465	13,213	13,323	13,469	13,554	13,851	14,769	14,937	15,570	16,172	15,124	14,850	17,604	18,703	17,815	17,798	18,227	17,977	17,331	16,250
May	12,109	12,384	12,558	13,463	13,556	13,528	13,711	14,146	14,880	15,146	15,694	16,062	15,132	15,074	17,593	18,693	17,769	17,652	17,945	17,817	16,694	
June	12,005	12,108	12,439	13,418	13,389	13,251	13,430	13,915	14,700	15,025	15,564	15,554	14,832	14,825	17,340	18,813	17,973	17,963	17,972	17,942	16,552	
July	12,030	12,190	12,622	13,509	13,528	13,286	13,560	14,082	14,868	15,195	15,807	15,519	14,879	15,379	17,522	18,870	18,130	18,180	18,005	18,002	16,511	
August	12,087	12,371	12,815	13,565	13,632	13,419	13,646	14,224	15,100	15,385	15,829	15,240	14,675	16,103	17,549	18,806	17,919	18,051	17,751	18,090	16,367	
September	11,983	12,289	12,774	13,341	13,516	13,237	13,652	14,217	14,850	15,285	16,025	15,172	14,724	16,412	17,605	18,549	18,026	18,179	17,865	17,856	16,215	
October	12,119	12,348	12,942	13,341	13,584	13,363	13,775	14,349	14,836	15,381	16,311	15,271	14,856	16,993	17,880	18,430	18,127	18,348	17,943	17,947	16,311	
November	12,094	12,408	13,162	13,408	13,706	13,587	13,913	14,437	15,025	15,340	16,460	15,205	14,625	17,168	17,848	17,981	17,573	17,973	17,666	18,060	16,165	
December	11,856	12,333	12,845	13,106	13,470	13,338	13,728	14,315	14,716	15,199	16,204	15,062	14,654	17,235	17,874	17,707	17,537	18,078	17,799	17,759	16,094	
Net Ann. Inc.	29	477	512	261	364	-132	390	587	401	483	1,005	-1,142	-408	2,581	639	-167	-170	541	-279	-40	-1,665	156
Avg. Mo. Inc.	2	40	43	22	30	-11	33	49	33	40	84	-95	-34	215	53	-14	-14	45	-23	-3	-139	39

Population is total jurisdictional count at end of each month. Population at end of month December 1999 was 11,827.

Average monthly population increase for past fifteen years 2006 - 2020 is 15

Average monthly population increase for past ten years Jan. 2011 - Dec 2020 is -1

Average monthly population increase for past five years 2016 - 2020 is -27

Projected at Growth of 15 per Month

Mo.	2008	2009	2010	2011	2012	2013	2014	2015	2016	2017	2018	2019	2020	2021	2022	2023	2024	2025	2026	2027
	Actual	Actual	Actual	Actual	Actual	Actual	Actual	Actual	Actual	Actual	Actual	Actual	Actual	Actual Proj.	Proj.	Proj.	Proj.	Proj.	Proj.	Proj.
January	14,518	14,796	15,334	16,312	15,134	14,815	17,481	18,142	17,785	17,824	18,201	17,958	17,989	16,119	16,385	16,565	16,745	16,925	17,105	17,285
February	14,603	14,883	15,374	16,209	14,990	15,008	17,438	18,082	17,625	17,608	17,998	17,846	18,181	16,120	16,400	16,580	16,760	16,940	17,120	17,300
March	14,580	14,843	15,290	16,095	14,964	14,665	17,395	18,233	17,573	17,666	18,089	17,898	17,860	16,085	16,415	16,595	16,775	16,955	17,135	17,315
April	14,769	14,937	15,570	16,172	15,124	14,850	17,604	18,703	17,815	17,798	18,227	17,977	17,331	16,250	16,430	16,610	16,790	16,970	17,150	17,330
May	14,880	15,146	15,694	16,062	15,132	15,074	17,593	18,693	17,769	17,652	17,945	17,817	16,694	16,265	16,445	16,625	16,805	16,985	17,165	17,345
June	14,700	15,025	15,564	15,554	14,832	14,825	17,340	18,813	17,973	17,963	17,972	17,942	16,552	16,280	16,460	16,640	16,820	17,000	17,180	17,360
July	14,868	15,195	15,807	15,519	14,879	15,379	17,522	18,870	18,130	18,180	18,005	18,002	16,511	16,295	16,475	16,655	16,835	17,015	17,195	17,375
August	15,100	15,385	15,829	15,240	14,675	16,103	17,549	18,806	17,919	18,051	17,751	18,090	16,367	16,310	16,490	16,670	16,850	17,030	17,210	17,390
September	14,850	15,285	16,025	15,172	14,724	16,412	17,605	18,549	18,026	18,179	17,865	17,856	16,215	16,325	16,505	16,685	16,865	17,045	17,225	17,405
October	14,836	15,381	16,311	15,271	14,856	16,993	17,880	18,430	18,127	18,348	17,943	17,947	16,311	16,340	16,520	16,700	16,880	17,060	17,240	17,420
November	15,025	15,340	16,460	15,205	14,625	17,168	17,848	17,981	17,573	17,973	17,666	18,060	16,165	16,355	16,535	16,715	16,895	17,075	17,255	17,435
December	14,716	15,199	16,204	15,062	14,654	17,235	17,874	17,707	17,537	18,078	17,799	17,759	16,094	16,370	16,550	16,730	16,910	17,090	17,270	17,450
Net Ann. Inc.	401	483	1,005	-1,142	-408	2,581	639	-167	-170	541	-279	-40	-1,665	276	180	180	180	180	180	180
Ave. Mo. Inc.	33	40	84	-95	-34	215	53	-14	-14	45	-23	-3	-139	23	15	15	15	15	15	15

MONTHLY POPULATION AVERAGES - APRIL 2021

Unit/Center	4/1	4/2	4/5	4/6	4/7	4/8	4/9	4/12	4/13	4/14	4/15	4/16	4/19	4/20	4/21	4/22	4/23	4/26	4/27	4/28	4/29	4/30	AVG
Benton	265	265	258	256	275	280	277	277	277	277	275	274	274	273	272	269	269	269	269	269	263	262	270
Cummins	1,893	1,919	1,921	1,921	1,920	1,911	1,910	1,909	1,915	1,915	1,912	1,912	1,909	1,898	1,898	1,897	1,896	1,919	1,918	1,917	1,917	1,916	1,911
Delta	604	604	605	604	604	600	584	584	585	586	583	583	585	584	584	609	610	609	609	609	610	609	597
East AR Reg	1,477	1,459	1,461	1,458	1,455	1,444	1,452	1,454	1,455	1,501	1,499	1,499	1,498	1,496	1,495	1,477	1,478	1,506	1,507	1,507	1,527	1,515	1,483
Ester	418	433	429	424	420	425	424	430	431	426	423	418	418	412	412	412	414	414	414	414	414	430	421
Grimes	1,022	1,019	1,019	1,014	1,027	1,025	1,024	1,021	1,021	1,017	1,029	1,041	1,029	1,029	1,031	1,030	1,038	1,049	1,045	1,044	1,054	1,050	1,031
Max Sec	557	557	558	559	559	560	562	562	561	561	560	560	560	557	557	557	557	558	559	559	559	558	559
McPherson	901	901	899	906	912	919	926	920	919	928	932	938	938	946	897	902	910	909	915	909	906	910	916
MCWRC	109	109	105	105	105	118	118	118	117	114	114	114	113	113	112	112	112	112	111	111	111	109	112
N Central	768	768	761	761	761	761	763	764	753	753	795	789	788	788	789	802	802	799	800	812	807	804	781
NWAWRC	78	78	77	77	84	84	83	82	82	82	82	82	82	82	81	80	79	79	79	79	79	89	81
Ouachita River	1,534	1,574	1,606	1,651	1,658	1,664	1,666	1,656	1,681	1,660	1,641	1,663	1,660	1,740	1,740	1,698	1,720	1,694	1,725	1,712	1,688	1,733	1,671
Randall L Williams	452	451	451	450	448	448	463	456	482	425	423	424	462	459	459	480	477	476	487	487	506	451	460
Pine Bluff	487	454	454	454	452	427	427	425	415	471	469	468	465	465	460	460	458	459	459	459	460	498	457
PB Reentry	47	47	47	47	47	47	47	48	48	48	49	49	48	48	53	53	53	53	53	53	53	53	50
TRCC	93	91	91	91	91	91	91	91	91	91	91	90	90	90	90	90	90	90	90	89	95	97	91
Tucker	779	778	776	773	769	769	768	767	763	761	759	755	759	749	745	745	742	741	738	738	738	736	757
Varner	1,446	1,445	1,442	1,442	1,440	1,453	1,452	1,489	1,491	1,507	1,508	1,509	1,500	1,488	1,486	1,483	1,485	1,485	1,487	1,485	1,495	1,494	1,478
Wrightsville	742	740	737	737	735	729	728	728	723	720	722	722	714	712	710	753	750	749	748	747	748	747	734
WR Hawkins-Females	172	169	169	169	168	167	167	166	168	167	167	167	166	165	218	218	218	218	218	227	227	227	187
WR Hawkins-Males	191	192	192	192	191	189	188	187	186	186	184	182	189	190	192	192	192	192	192	193	193	193	190
Total ADC	14,035	14,053	14,058	14,091	14,121	14,111	14,120	14,134	14,164	14,196	14,217	14,239	14,247	14,284	14,281	14,319	14,350	14,380	14,423	14,420	14,450	14,481	14,237
ALETA	15	15	14	14	14	14	14	14	14	14	14	14	14	14	14	14	14	14	14	14	14	14	14
Ar State Police	56	56	56	56	56	55	55	55	55	55	55	55	55	55	55	55	55	55	55	53	51	51	55
Co Jail / M	1,429	1,427	1,405	1,387	1,380	1,386	1,425	1,418	1,382	1,359	1,343	1,318	1,318	1,287	1,305	1,280	1,275	1,258	1,219	1,243	1,234	1,225	1,332
Co Jail / F	170	172	171	162	155	149	153	159	156	150	148	151	153	147	148	143	139	142	137	141	131	132	150
Total Co Jail BK	1,599	1,599	1,576	1,549	1,535	1,535	1,578	1,577	1,538	1,509	1,491	1,469	1,471	1,434	1,453	1,423	1,414	1,400	1,356	1,384	1,365	1,357	1,482
309/M	241	241	240	236	234	233	233	232	231	231	232	238	237	237	237	237	237	237	237	237	236	237	236
309/F	86	86	86	86	86	86	86	85	85	85	85	85	85	86	86	87	86	86	86	87	87	86	86
Total Act 309	327	327	326	322	320	319	319	317	316	316	317	323	322	323	323	324	323	323	323	324	323	323	322
Total Non ADC	1,997	1,997	1,972	1,941	1,925	1,923	1,966	1,963	1,923	1,894	1,877	1,861	1,862	1,826	1,845	1,816	1,806	1,792	1,748	1,775	1,753	1,745	1,873
Total	16,032	16,050	16,030	16,032	16,046	16,034	16,086	16,097	16,087	16,090	16,094	16,100	16,109	16,110	16,126	16,135	16,156	16,172	16,171	16,195	16,203	16,226	16,110

FISCAL YEAR 2021 COUNTY JAIL BACKUP - APRIL 2021

DAY	Jul-20	Aug-20	Sep-20	Oct-20	Nov-20	Dec-20	Jan-21	Feb-21	Mar-21	Apr-21
1	800	* 1,284	1,625	1,827	* 2,090	1,879	1,891	2,226	1,984	1,599
2	829	* 1,284	1,642	1,833	2,124	1,896	* 1,891	2,224	1,982	1,599
3	850	1,309	1,672	* 1,833	2,076	1,894	* 1,891	2,250	1,923	* 1,599
4	* 850	1,308	1,696	* 1,833	2,087	1,917	1,891	2,259	1,936	* 1,599
5	* 850	1,299	* 1,696	1,842	2,109	* 1,917	1,897	2,221	1,900	1,576
6	850	1,304	* 1,696	1,862	2,140	* 1,917	1,914	* 2,221	* 1,900	1,549
7	863	1,334	1,718	1,884	* 2,140	1,882	1,932	* 2,221	* 1,900	1,535
8	874	* 1,334	1,718	1,902	* 2,140	1,840	1,959	2,173	1,859	1,535
9	898	* 1,334	1,679	1,897	2,137	1,815	* 1,959	2,131	1,870	1,578
10	932	1,331	1,689	* 1,897	2,080	1,797	* 1,959	2,107	1,813	* 1,578
11	* 932	1,350	1,672	* 1,897	2,028	1,827	1,969	2,086	1,793	* 1,578
12	* 932	1,351	* 1,672	1,918	2,028	* 1,827	1,971	2,085	1,782	1,577
13	961	1,361	* 1,672	1,925	2,026	* 1,827	2,005	* 2,085	* 1,782	1,538
14	975	1,380	1,676	1,947	* 2,026	1,843	2,016	* 2,085	* 1,782	1,509
15	1,003	* 1,380	1,702	1,917	* 2,026	1,852	2,057	2,035	1,798	1,491
16	1,032	* 1,380	1,705	1,955	1,989	1,835	* 2,057	2,035	1,759	1,469
17	1,059	1,388	1,731	* 1,955	1,961	1,854	* 2,057	2,032	1,733	* 1,469
18	* 1,059	1,403	1,769	* 1,955	1,918	1,897	2,065	2,025	1,741	* 1,469
19	* 1,059	1,426	* 1,769	1,944	1,907	* 1,897	2,065	2,017	1,717	1,471
20	1,081	1,457	* 1,769	1,958	1,890	* 1,897	2,068	* 2,017	* 1,717	1,434
21	1,099	1,481	1,772	1,974	* 1,890	1,863	2,071	* 2,017	* 1,717	1,453
22	1,124	* 1,481	1,786	1,969	* 1,890	1,893	2,095	2,004	1,739	1,423
23	1,168	* 1,481	1,811	1,998	1,837	1,856	* 2,095	1,993	1,710	1,414
24	1,181	1,496	1,801	* 1,998	1,846	1,796	* 2,095	2,009	1,684	* 1,414
25	* 1,181	1,518	1,835	* 1,998	1,866	1,796	2,106	2,001	1,676	* 1,414
26	* 1,181	1,539	* 1,835	2,023	1,866	* 1,796	2,103	2,006	1,657	1,400
27	1,203	1,566	* 1,835	2,033	1,866	* 1,796	2,106	* 2,006	* 1,657	1,356
28	1,216	1,589	1,810	2,019	* 1,866	1,795	2,120	* 2,006	* 1,657	1,384
29	1,242	* 1,589	1,791	2,056	* 1,866	1,820	2,200		1,627	1,365
30	1,263	* 1,589	1,815	2,090	1,866	1,850	* 2,200		1,606	1,357
31	1,284	1,607		* 2,090		1,866	* 2,200		1,629	
Avg Daily Backup	1,027	1,417	1,735	1,943	1,986	1,853	2,029	2,020	1,775	1,491

Notes: Totals do not include 309 Contracts in County Jails (maximum of 336)

County Jail Back-up for April 2021 - 1,491

County Jail Back-up Fiscal Year Average as of April 30, 2021 - 1,728

Short-Term Revocation Program for April 2021 - 772

Short-Term Revocation Program Fiscal Year Average as of April 30, 2021 - 706

STTG UNIT COUNTS – APRIL 2021

Unit	Beginning Total	Confirmed	Suspected	In	Out	Paroled	Removed	Ending Total	Total Unit Population	Unit % of STTG's
Benton	60	0	0	4	6	2	0	56	260	21.54%
Cummins	656	0	0	37	26	14	0	653	1,909	34.21%
Delta	174	0	0	21	12	2	0	181	605	29.92%
EARU	575	0	0	10	15	10	0	560	1,512	37.04%
Ester	56	0	0	10	0	9	0	57	429	13.29%
Grimes	378	0	0	30	21	11	0	376	1,050	35.81%
Hawkins	43	0	0	2	0	0	0	45	419	10.74%
Max	266	0	0	8	3	2	0	269	557	48.29%
Mcperson	40	0	1	3	4	2	0	38	915	4.15%
MCWR	26	0	0	2	1	0	0	27	109	24.77%
NCU	247	16	0	28	7	0	0	284	817	34.76%
NWAWR	19	0	0	9	1	3	0	24	89	26.97%
ORCU	410	0	0	246	189	11	0	456	1,523	29.94%
ORCU Intake	127	255	0	0	246	0	0	136	21	647.62%
Pine Bluff	119	0	0	58	23	0	0	154	553	27.85%
RLW	178	0	0	32	9	0	0	169	417	40.53%
TWR	30	0	0	3	0	0	0	33	97	34.02%
Tucker	251	0	0	10	1	0	0	260	735	35.37%
Varner	590	1	0	85	40	4	0	632	1,539	41.07%
Wrightsville	228	0	0	24	10	5	0	239	747	31.99%
Total	4,473	272	1	622	614	75	0	4,649	14,303	32.50%

ORCU Intake brought in 255 new STTG members into ADC last month.

STTG DISCIPLINARY REPORT – APRIL 2021

Unit	STTG Incidents	STTG Suspected Incidents	Total Unit Disciplinary	Disciplinary Involving STTG	Percentage
Benton	0	0	15	5	33.33%
Cummins	0	0	147	72	48.98%
Delta	0	0	127	68	53.54%
EARU	0	0	257	200	77.82%
Easter	0	0	8	1	12.50%
Grimes	0	0	150	62	41.33%
Hawkins	0	0	1	0	0.00%
Max	0	0	91	62	68.13%
Mcperson	0	0	128	17	13.28%
MCWR	0	0	3	0	0.00%
NCU	0	0	80	32	40.00%
NWAWR	0	0	5	5	100.00%
ORCU	0	0	73	29	39.73%
ORCU Intake	0	0	1	1	100.00%
Pine Bluff	0	0	73	27	36.99%
RLW	1	0	119	66	55.46%
TWR	0	0	1	0	0.00%
Tucker	0	0	104	59	56.73%
Varner	0	0	333	181	54.35%
Wrightsville	0	0	74	28	37.84%
Total	1	0	1,790	915	51.12%

STTG COUNTS BY STTG SET – APRIL 2021

STTG Set	Benton	Cummins	Delta	EARU	Ester	Grimes	Hawkins	Max	Mcpherson	MCWR	NCU	NWAWR	ORCU	Intake	PB	RLW	TWR	Tucker	Varner	Wrightsville	Total
Asian	0	1	0	0	0	0	0	0	0	1	1	1	2	0	0	1	0	1	0	0	8
Bloods	12	155	38	104	8	72	3	60	4	5	57	8	55	18	23	36	1	41	137	44	881
Crips	4	89	15	76	10	33	3	36	6	2	29	3	33	11	20	20	3	19	99	26	537
Folk	5	54	7	65	2	31	9	34	7	2	12	3	93	25	4	7	1	20	61	8	450
GD	10	147	56	139	11	80	0	64	0	9	46	0	70	21	44	33	16	73	134	56	1,009
Mexican	1	18	8	13	1	7	1	5	4	1	7	0	9	0	6	10	0	6	24	8	129
Motorcycle	0	1	0	2	0	0	1	2	1	1	3	0	3	0	1	0	1	0	0	2	18
Other	2	23	7	13	4	16	1	6	3	1	15	1	18	1	5	5	0	9	18	6	154
People	1	21	8	19	2	25	1	17	2	0	11	1	20	1	10	7	0	14	19	12	191
Unknown	0	10	4	14	0	8	0	3	0	0	10	0	10	4	4	3	1	9	11	10	101
W/S	16	45	11	43	7	48	14	8	11	1	42	7	80	36	22	23	8	23	36	23	504
AB	0	4	2	4	3	5	4	1	0	2	2	0	5	2	1	3	1	7	14	4	64
AC	0	6	1	13	5	7	1	2	0	0	11	0	1	2	1	2	0	7	15	8	82
NAE	3	44	8	28	3	16	2	12	0	0	16	0	22	5	5	7	1	10	26	20	228
WAR	2	35	16	27	1	28	5	19	0	2	22	0	35	10	8	12	0	21	38	12	293
Total	56	653	181	560	57	376	45	269	38	27	284	24	456	136	154	169	33	260	632	239	4,649

Key:

GD = Gangster Disciples

W/S = White Supremacist

NAE = New Aryan Empire

WAR = White Aryan Resistance

AC = Aryan Circle

AB = Aryan Brotherhood

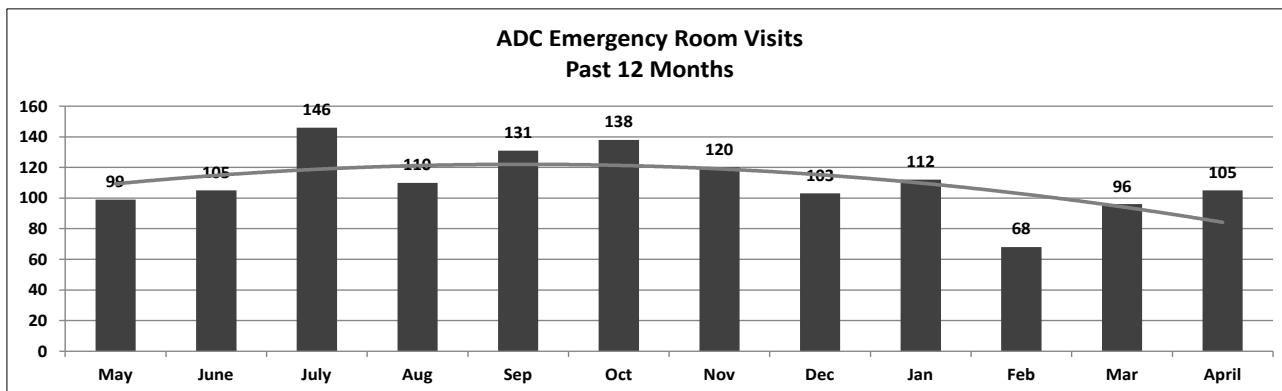
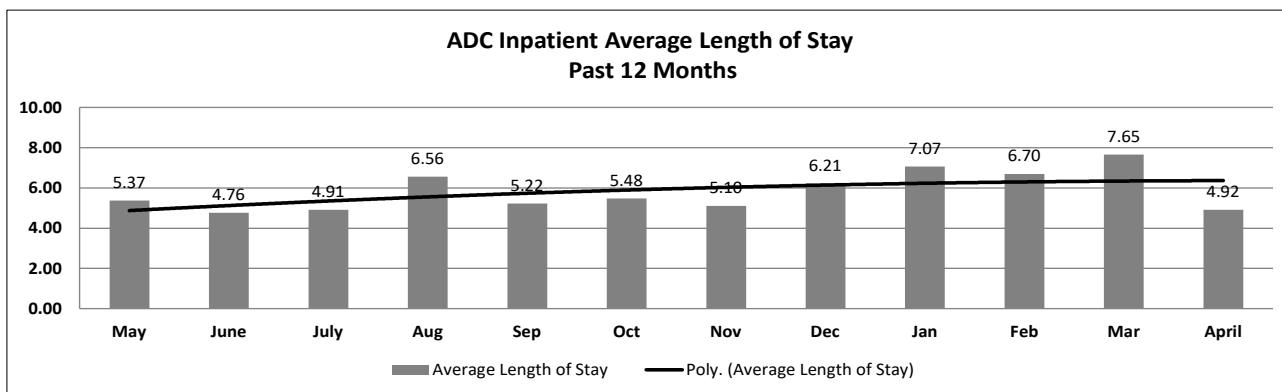
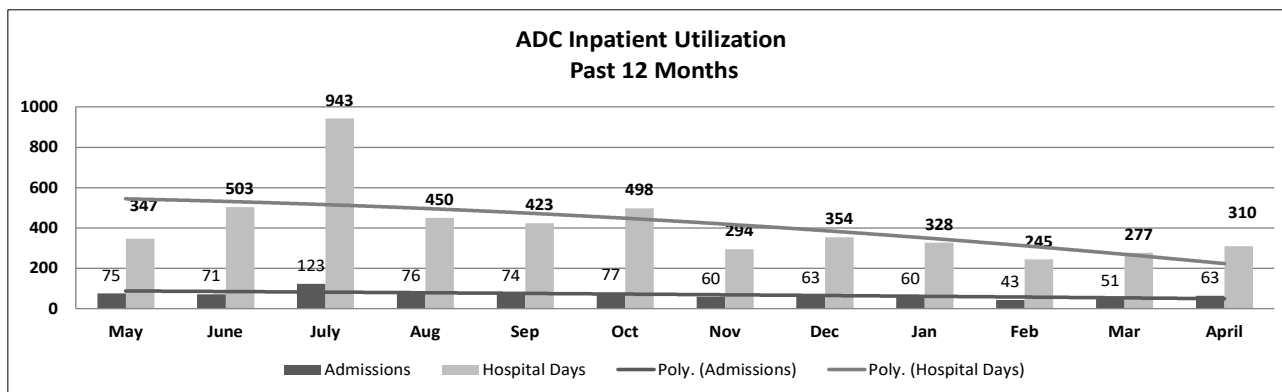
ADC INPATIENT AND EMERGENCY ROOM UTILIZATION

ADC Inpatient Statistics Past 12 Months

	2020								2021				Average
	May	June	July	Aug	Sep	Oct	Nov	Dec	Jan	Feb	Mar	April	
Admissions	75	71	123	76	74	77	60	63	60	43	51	63	69.7
Hospital Days	347	503	943	450	423	498	294	354	328	245	277	310	414.3
Average Length of Stay	5.37	4.76	4.91	6.56	5.22	5.48	5.10	6.21	7.07	6.70	7.65	4.92	5.95

ADC ER Visits Past 12 Months

	2020								2021				Average
	May	June	July	Aug	Sep	Oct	Nov	Dec	Jan	Feb	Mar	April	
Emergency Room Visits	99	105	146	110	131	138	120	103	112	68	96	105	111.1



MEDICAL GRIEVANCE BOARD REPORT – APRIL 2021

Unit	<i>Acknowledged/ Received</i>	<i>Rejected</i>	<i>Reviewed & Signed by Dep Director</i>	<i>With Merit</i>	<i>With Merit, but Resolved</i>	<i>% With Merit</i>	<i>Without Merit</i>
Benton	0	0	0	0	0	0%	0
Bowie County	0	0	0	0	0	0%	0
CMU	0	0	0	0	0	0%	0
Cummins	8	5	7	3	0	43%	4
Delta	0	0	2	0	0	0%	2
EARU	16	3	21	0	2	10%	19
EARU Max	15	3	19	0	2	11%	17
Ester	3	1	6	0	0	0%	6
Grimes	4	1	20	1	0	5%	19
Hawkins	0	0	0	0	0	0%	0
McPherson	2	2	8	0	1	13%	7
MCWRC	0	0	0	0	0	0%	0
MSU	9	4	18	0	0	0%	18
North Central	8	0	10	0	1	10%	9
NWAWRC	0	0	0	0	0	0%	0
Ouachita	9	3	8	1	0	13%	7
Pine Bluff	0	1	0	0	0	0%	0
Randall L. Williams	0	2	3	0	0	0%	3
SNN	4	1	1	0	1	100%	0
TRCC	0	0	0	0	0	0%	0
Tucker	4	2	13	0	0	0%	13
Varner	10	1	13	0	0	0%	13
Varner Super Max	18	0	19	0	2	11%	17
WRU	2	1	0	0	0	0%	0
WHM	0	1	1	0	0	0%	1
WWR	0	0	0	0	0	0%	0
Total	112	31	169	5	9	8%	155

CHAPLAINCY

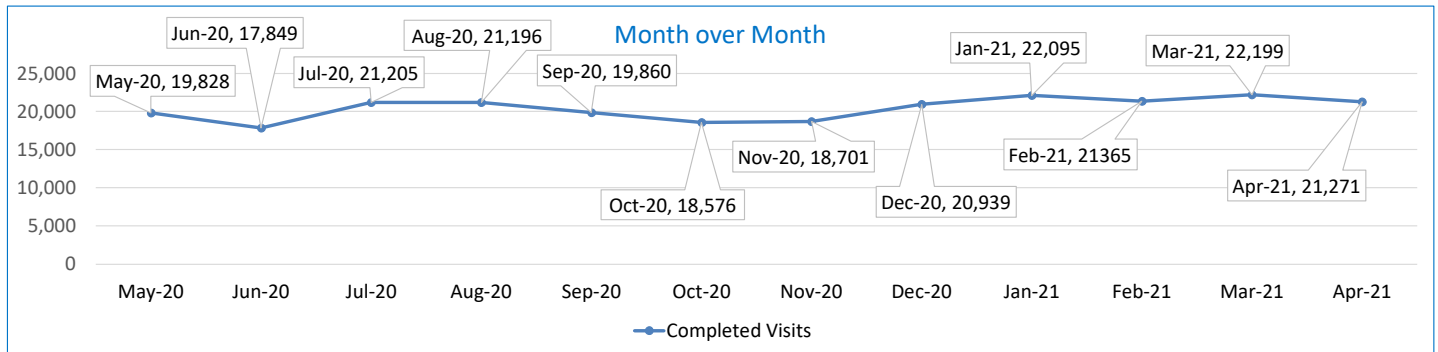
Month: April Year: 2021	CUMMINS	DELTA REGIONAL	EAST ARKANSAS	EAST ARKANSAS MAX	ESTER	GRIMES	HAWKINS	MAXIMUM	MCPHERSON	NORTH CENTRAL	OUACHITA RIVER	PINE BLUFF	RANDALL L. WILLIAMS	TUCKER	VARNER	VARNER MAX	WRIGHTSVILLE	TOTAL
Services Chaplains Oversaw																		
Christian																		
Population	0	0	0	0	5	0	0	0	4	4	13	4	4	0	4	0	0	38
Segregation	0	0	0	0	5	0	0	0	0	0	0	0	0	0	0	0	0	5
Muslim																		
Population	0	0	0	0	2	0	0	5	4	4	5	5	5	0	5	0	0	35
Segregation	0	0	0	0	2	0	0	5	0	0	0	0	0	0	0	0	0	7
85																		
Volunteers in Charge																		
Protestant	0	0	0	0	0	0	0	0	0	0	0	0	0	0	0	0	0	0
Catholic	0	0	0	0	0	0	0	0	0	0	0	0	0	0	0	0	0	0
Muslim	0	0	0	0	0	0	0	0	0	0	0	0	0	0	0	0	0	0
Other	0	0	0	0	0	0	0	0	0	0	0	0	0	0	0	0	0	0
Baptism	0	0	0	0	0	0	0	0	0	0	0	0	0	3	0	0	0	3
Marriages																		
	0	0	0	0	0	0	0	0	0	0	0	0	0	0	0	0	0	0
Distributed by Chaplains																		
Greeting Cards	74	306	8	16	95	2,030	423	72	2,098	25	175	27	11	417	54	517	213	6,561
Bibles, Quran, Torah, Etc.	45	15	17	13	0	27	26	8	65	10	145	7	13	76	12	21	25	525
Study Course	7	0	12	22	25	3	0	0	80	0	29	1	50	61	1	2	20	313
Writing Supplies	0	0	0	0	25	0	550	31	68	0	500	0	155	103	0	0	175	1,607
Literature	2,133	0	322	287	72	14	550	130	128	600	250	37	2,710	563	263	160	400	8,619
Chaplain's Visits																		
Barracks	41	56	49		12	88	32	28	21	28	33	45	0	46	204	25	15	723
Approximate Hours Spent in Barracks	45	22	7	0	10	43	8	32	35	7	4	20	0	12	100	18	6	369
Inmate Office visits	28	68	35	0	63	190	76	5	95	5	60	9	139	125	130	0	32	1,060
Other Office visits	16	10	24	3	10	32	35	10	25	3	42	32	0	43	56	5	12	358
Hospital	0	0	0	0	0	0	0	0	0	0	25	1	0	0	0	0	2	28
Infirmery/Sick Call	4	2	3	0	6	7	8	14	8	3	22	1	0	3	6	2	3	92
Restrictive/Punitive Housing	3	3	0	24		5	8	6	8	4	17	2	2	5	0	11	4	102
PC - DRU		3							0									3
Visitation Days	0	0	0	0	0	0	0	0	0	0	0	0	0	0	0	0	0	0
Volunteer Visits																		
RCV	0	0	0	0	0	0	0	0	0	0	0	0	0	0	0	0	0	0
OCV	0	0	0	0	0	0	0	0	0	0	0	0	0	0	0	0	0	0
Spiritual Advisor	0	0	0	0	0	0	0	0	0	0	0	0	0	0	0	0	0	0
CRA	0	0	0	0	0	0	0	0	0	0	1	0	0	4	0	0	0	5
Religious Volunteer Hours																		
Volunteer Hours	0	0	0	0	0	0	0	0	32	0	7	0	0	73	0	0	0	112
Denominational/Volunteer Chaplain Hours	0	0	0	0	105	0	0	17	32	0	0	0	0	51	0	0	0	205
317																		
Other Activities of Chaplain																		
Counseled Employees	5	6	5	0	8	1	15	1	38	3	19	0	1	22	107	0	12	243
Orientation Sessions	3	1	0	0	0	0	0	0	0	0	0	0	0	0	0	0	5	9
Free World Devotions	0	0	1	0	0	9	0	0	0	0	0	0	3	24	0	0	0	37
Spoke in Churches	12	0	3	0	2	0	0	0	1	0	7	12	0	3	24	0	0	64
Crisis Intervention Sessions	13	0	3	0	0	13	45	2	29	6	2	4	5	10	7	3	13	155
Marriage Counseling	0	0	0	0	0	0	0	0	0	0	0	0	0	0	0	0	0	0
Denominational Meeting	0	0	0	0	1	1	0	2	0	0	0	1	2	0	0	0	0	7
Chaplain's Meeting	2	0	1	0	1	2	1	0	1	1	1	1	1	1	4	0	1	18
Volunteer Training Session	0	0	1	0	0	2	0	1	0	0	0	1	0	1	0	0	0	6
Chaplain Transfers																		
	0	0	0	0	0	0	0	0	0	0	0	0	0	0	0	0	0	0
Chaplain Promotions																		
	0	0	0	0	0	0	0	0	0	0	0	0	0	0	0	0	0	0
PAL PROGRAM																		
Enrolled at start of month	47	22	45	0	19	46	41	17	52	60	38	0	34	45	0	0	19	485
Enrolled during the month	2	0	4	0	2	12	7	7	24	5	6	0	3	13	0	0	0	85
Removed From PAL Program																		
# Paroled	0	0	0	0	1	0	1	0	3	0	3	0	0	2	0	0	0	10
# Completed	2	0	0	0	0	9	4	0	3	0	0	0	0	0	0	0	0	18
# Withdrew	0	0	1	0	0	0	0	2	1	0	1	0	0	0	0	0	0	5
# Removed	0	0	2	0	0	1	0	0	11	2	0	0	3	0	0	0	0	19
# Transferred	0	0	1	0	0	0	1	0	4	3	2	0	2	2	0	0	0	15
Total Removed from PAL Program	2	0	4	0	1	10	6	2	22	5	6	0	5	4	0	0	0	67
Total Enrolled at the End of the Month	47	22	45	0	20	48	42	22	54	60	38	0	32	54	0	0	19	503
Volunteers in PAL																		
	0	0	0	0	0	0	0	7	1	6	0	0	0	0	0	0	0	14
Special Events:																		
	0	1	0	0	0	0	0	1	0	0	0	1	1	2	0	0	0	6

SECURUS VIDEO VISITATION REPORT APRIL 2021

AR-DOC SVV Activity Tracker

Total ADP 14,597

Total Visits by Month	May-20	Jun-20	Jul-20	Aug-20	Sep-20	Oct-20	Nov-20	Dec-20	Jan-21	Feb-21	Mar-21	Apr-21
Total (Includes SuperMax)	19,828	17,849	21,205	21,196	19,860	18,576	18,701	20,939	22,095	21,365	22,199	21,271
Target Objective	15,587	15,587	15,587	15,587	15,587	15,587	15,587	15,587	15,587	15,587	15,587	15,587



Completed Visits

Site	Current Month	Previous Month
<i>Benton</i>	333	392
<i>Cummins</i>	2,032	2,083
<i>Delta Regional</i>	1,707	1,769
<i>East Arkansas Regional</i>	2,362	2,461
<i>Ester</i>	1,025	1,103
<i>Grimes</i>	1,138	1,159
<i>J Aaron Hawkins Sr.</i>	983	816
<i>Tucker Max</i>	1,555	1,613
<i>Mcperson</i>	833	752
<i>Mississippi County WRC</i>	173	246
<i>North Central</i>	1,926	1,997
<i>NW Arkansas WRC</i>	80	83
<i>Ouachita River</i>	2,039	2,200
<i>Pine Bluff Complex</i>	462	653
<i>Randall L Williams</i>	626	829
<i>State Police Barracks</i>	85	109
<i>Texarkana Regional</i>	100	212
<i>Tucker Unit</i>	535	639
<i>Varner</i>	2,153	2,212
<i>Wrightsville Unit</i>	1,056	809
<i>Pine Bluff Re-Entry</i>	68	62
<i>Tucker Re-entry</i>	0	0
Total:	21,271	22,199

Missed by Inmate

Site	Current Month	Previous Month
<i>Benton</i>	23	20
<i>Cummins</i>	73	164
<i>Delta Regional</i>	21	43
<i>East Arkansas Regional</i>	30	105
<i>Ester</i>	17	15
<i>Grimes</i>	24	23
<i>J Aaron Hawkins Sr.</i>	22	127
<i>Tucker Max</i>	28	145
<i>Mcperson</i>	22	28
<i>Mississippi County WRC</i>	19	21
<i>North Central</i>	55	27
<i>NW Arkansas WRC</i>	10	2
<i>Ouachita River</i>	45	47
<i>Pine Bluff Complex</i>	20	34
<i>Randall L Williams</i>	17	19
<i>State Police Barracks</i>	0	1
<i>Texarkana Regional</i>	17	18
<i>Tucker Unit</i>	12	26
<i>Varner</i>	55	68
<i>Wrightsville Unit</i>	85	221
<i>Pine Bluff Re-Entry</i>	1	0
<i>Tucker Re-entry</i>	0	0
Total:	596	1,154

**SECURUS TABLET REPORT
APRIL 2021**

Facility Name	Subscription	Facility	Officer	Total	New Subscriptions
Benton Unit	129	3	8	140	0
Cummins Unit	343	89	14	446	0
Delta Regional Unit	117	38	16	171	0
East Arkansas Regional Unit	210	97	10	317	0
Ester Unit	120	139	20	279	0
Grimes Unit	177	69	14	260	0
J. Aaron Hawkins Sr Center For Women	156	69	19	244	0
McPherson Unit	191	100	15	306	0
Mississippi County Work Release Center	52	2	9	63	0
North Central Unit	157	111	10	278	0
Northwest Arkansas Work Release Center	54	2	8	64	0
Ouachita River Correctional Unit	242	108	14	364	0
Pine Bluff Reentry Center	27	2	0	29	0
Pine Bluff Unit	90	5	8	103	0
Randall L. Williams Facility	65	24	15	104	0
State Police Barracks	22	0	3	25	0
Texarkana Regional Correctional Center	33	2	10	45	0
Tucker Maximum Security Unit	106	59	15	180	0
Tucker Reentry Center	0	51	3	54	0
Tucker Unit	125	60	10	195	0
Varner Unit	177	64	20	261	0
Wrightsville Unit	149	40	6	195	0
TOTAL	2,742	1,134	247	4,123	0

CONSTRUCTION BUDGET / STATUS REPORT - MAY 6, 2021 — [Page 1 of 2]

Fund	Project Description	Total Projected Spent	Budget	Available Funds	\$ % Complete	Construction % Complete	Notes
KBR4Q95	ESTER - Phase 3 - General Improvement Fund	2,977,000	3,001,781	24,782	99%	98%	Gravel for parking lot ordered.
700483A	EARU Max Rec Expanded Metal Rec Yard	808,331	879,000	70,669	92%	0%	All panels constructed at Central Maintenance. We are packaging material and arranging to deliver panels to begin demolition and construction of new Rec pens.
700483A	Tucker Max Expanded Metal Rec Yard	1,054,958	1,800,000	745,042	59%	0%	DBA Approved to proceed on 9/5/2020. Material list and requisitions processed.
700483A	Cummins Expanded Metal Rec Yard	50,012	368,617	318,605	14%	0%	Plans on hold, will modify for exp. metal
KBR4Q95	Bullpens	388,676	851,999	463,323	46%	98%	Varner & EARU complete. Installation underway at Max. Locks delivered. Working on bullpens now.
KBR4Q95	13 & 15 Barracks Door Revisions	119,111	174,000	54,889	68%	68%	All doors and locks installed in 13 Barracks. Job on hold to assess long term plan.
KBR4Q95	Camera's (New)	1,240,280	1,248,000	7,720	99%	86%	Delta, Varner, EARU, Cummins, RLW, PBU, & the Max are complete, working at Tucker, 90% complete.
700485A	Entegrity Energy Improvements at EARU & Delta	16,961,127	17,010,204	49,077	100%	97%	lights (100%), plumbing 100%, water (100%), compost (100%), & solar (100%), HVAC (100%). Only Training is incomplete.
7004828	Entegrity Energy Improvements Phase 2 at Tucker and Max	1,842,263	18,603,150	16,760,887	10%	0%	We are working with Entegrity on the capital equipment list that will be installed in phase II. Lighting and water conservation is set to begin in April.
KBSCW18	McPherson Administration	392,626	395,439	2,813	99%	85%	Completing the wiring. Installing flooring. ETA is May 30, 2021.
KBSCW18	McPherson Visitation	305,211	312,430	7,219	98%	85%	
KBR4Q95	McPherson Administration and Visitation	-	100,000	100,000	0%	0%	
KBSHW18	Tucker Water Treatment	-	1,093,848	1,093,848	0%	0%	Engineering firm selected. Contract being prepared.
KBSFW18	Max Armory	60,222	70,000	9,778	86.0%	0%	DBA approved Plans 8/21/20. Land work is underway. Material is being delivered to location to begin construction.
7004810	Administrative East Roof Replacement	960	1,407,242	1,406,282	0.1%	0%	All roofs have been designed and they are working with DBA for approval. The specified material needing to be bid out is set to submit to OSP on 4/6/2021.
7004810	Central Warehouse Roof Replacement	216	322,722	322,506	0.1%	0%	
7004810	RLW Roof Replacement	815	2,639,917	2,639,102	0.03%	0%	
2ZV	NWARWRC Laundry and Commissary	163,269	250,000	86,731	65%	0%	Foundation and slab prep work done. Lift station installed and operational. Building and material are onsite construction of the project has started.
865C KBR4Q95	NCU Perimeter Security	20,625 5,834	270,000	243,541	10%	0%	DBA Approved plans. DBA has the project in review.
N98	Max Re-Entry Generator Project	3,193	135,000	131,807	2%	0%	Plans submitted to DBA. We have received our notice to proceed on this project.
KBR4Q95	NCU Replacement Generator Project	20,081	202,000	181,919	10%	0%	DBA Approved. Bids are being requested.



CONSTRUCTION BUDGET / STATUS REPORT - MAY 6, 2021 — [Page 2 of 2]

Fund	Project Description	Total Projected Spent	Budget	Available Funds	\$ % Complete	Construction % Complete	Notes
7004820	Tucker Asbestos Abatement	-	448,000	448,000	0%	0%	Paperwork have been sent to DBA for review.
7004820	Tucker 10 Barracks Sidewalk	-	70,259	70,259	0%	0%	DBA approved to proceed. Mobilizing to begin project. Projected start date of 5/15/21.

Telephone Projects

	Project Description	Total Projected Spent	Budget	Available Funds	\$ % Complete	Construction % Complete	Notes
Maintenance & Operations	Fire Alarm Upgrades (All Units)	36,562	41,000	4,438	89%	50%	on-going
	Stainless Steel - Kitchen/Shower/Restrooms - All Units	13,362	20,000	6,638	67%	15%	continual need
	Gates and Fences all units	22,150	25,000	2,850	89%	0%	to improve security
	ACA Maintenance	79,484	100,000	20,516	79%	0%	Construction teams at Tucker Max, EARU, Training Academy, Cummins & Varner.
	ADA Projects - All Units	709	10,000	9,291	7%	0%	Working with Varner for the sports field sidewalk.
	Fast Top Floor Systems (kitchen/laundry/showers all units)	17,019	17,775	756	96%	0%	Benton complete. Ouachita kitchen material has been ordered and awaiting arrival.
	Camera Equipment - All Units	209,400	250,000	40,600	84%	15%	cameras as requested/approved.
	Lock/Riot Gates - All Units	87,618	90,500	2,882	97%	12%	on-going.
	AC Units-All Units	66,033	70,000	3,967	94%	25%	repairing & replacing daily.
	Subtotal		\$ 532,336	\$ 624,275	\$ 91,939		

	Project Description	Total Projected Spent	Budget	Available Funds	\$ % Complete	Construction % Complete	Notes
Capital Projects FY20 Carry Forward	Metal Ceilings	22,263	25,000	2,737	89%	0%	NCU complete, Delta is next.
	ORCU Gravel Pit Operations	23,575	35,000	11,425	67%	18%	on-going.
	Dog Kennel/Horse Stable Malvern	0	48,000	48,000	0%	0%	DBA approved the Plans, released for construction. Material for this project ordered.
	Emergency Generator - All Units	130,154	250,000	119,846	52%	20%	Cummins 300kW generator complete. All material purchased for Hawkins. Generator is currently being installed. Max Gen mat'l rec'd, Generator rec'd. Will start as soon as Hawkins Unit Gen is installed. Cummins East Bldg. we have approval awaiting Max generator install.
	Tucker 4 new filters & one aeration tank	486,041	488,434	2,393	100%	70%	Filters are set and ready to be installed. North and South wall complete, laying the block for East
	Roof Repairs-Cummins	24,800	145,000	19,036	87%	0%	Prepared large order for multiple Units. Max is complete. Need repairs at ORCU, Delta, Cummins & others. Varner & ORCU working on repairs, received TPO Office of State Procurement secured a State contract to purchase roofing materials.
	Roof Repairs-Cummins Laundry	0				0%	
	Roof Repairs-Delta	3,387				0%	
	Roof Repairs-East Arkansas	58,805				0%	
	Roof Repairs-Max	0				0%	
	Roof Repair - NCU	7,248				0%	
	Roof Repair - RLW	5,786				0%	
	Roof Repairs-Tucker	0				0%	
	Roof Repairs-Varner	21,285				0%	
	Roof Repairs-Wrightsville	4,654				0%	
	Boiler Repair	94,974	100,000	5,026	95%	18%	continually needing repair
Subtotal		\$ 882,971	\$ 1,091,434	\$ 208,463			

	Project Description	Total Projected Spent	Budget	Available Funds	\$ % Complete	Construction % Complete	Notes
New Projects	Additional Metal Fab shop	0	29,266	29,266	0%	0%	purchasing materials
	PB Warehouse Drive replacement	0	-	0	0%	0%	Project suspended for this fiscal year.
	Subtotal	\$ -	\$ 29,266	\$ 29,266			
	Architect Fees	85,589	155,225	69,636	55%		
Total	\$ 1,500,896	\$ 1,900,200	\$ 399,304				

Notes Report has not been reconciled against Accountings Reconciled Reports. Tolerance/Deviation is with in 1% of Projected Spending.